

## Quarterly Activities Report

For the period ended 31 December 2024

21 January 2025

Ramp up continues to deliver strong performance at the Kathleen Valley Lithium Operation with 81,341 dry metric tonnes (dmt) of spodumene concentrate shipped to customers during the quarter, resulting in a solid financial performance with net cash from operating activities<sup>1</sup> of \$16.7 million and \$192.9 million in cash at 31 December 2024.

Liontown Resources Limited (ASX: LTR) (Liontown or the Company) continued to execute to plan at its Kathleen Valley Lithium Operation (Kathleen Valley) during the December 2024 Quarter (Quarter), with production, cost and shipments performing well in line with expectations.

Table 1: Summary Operational and Financial Metrics:

Production and Sales	Units	Q2 FY25	Q1 FY25	Δ (%)
Spodumene concentrate production	dmt	88,683	28,171	215%
Spodumene concentrate sales	dmt	81,341	10,831	651%
Average Li <sub>2</sub> O grade shipped	%	5.2	5.3	(1.5%)
Concentrate inventories	dmt	24,904	16,598	50%
Realised price	US\$/dmt SC6e	806	846	(5%)
Tantalite concentrate production	dmt	246	-	N/A
Financial Metrics	Units	Q2 FY25	Q1 FY25	Δ (%)
Revenue	A\$m	89.8	11.6	674%
Unit Operating Costs (FOB) <sup>2,8</sup>	A\$/SC6e <sup>3</sup> dmt sold	1,000	N/A	N/A
	US\$/SC6e dmt sold <sup>4</sup>	652	N/A	N/A
All In Sustaining Cost (AISC) <sup>22,9</sup>	A\$/SC6e dmt sold	1,170	N/A	N/A
	US\$/SC6e dmt sold <sup>4</sup>	763	N/A	N/A
Cash <sup>5</sup>	A\$m	192.9	263.1	(27%)

### Liontown's Managing Director and CEO, Tony Ottaviano, said:

"Liontown has continued to make strong progress at Kathleen Valley during the December 2024 quarter, with the ramp-up of production continuing to meet, and in some areas exceed expectations. We are now a fully operational producer, having shipped over 100,000 wet metric tonnes of spodumene concentrate to customers since the commencement of production at the end of July 2024.

Notably, the Company generated positive net cash from operations in the first full quarter since we commenced production, in July 2024. Our performance this quarter reinforces that Liontown is firmly on track to achieve its ambition of becoming an established world-class producer in the lithium sector.

<sup>1</sup> Cash Commissioning costs of \$5.2 million, associated with the ramp-up of the Kathleen Valley processing plant were capitalised during the Quarter. In a steady state operation, these costs would be considered operating costs. As a result, adjusted net cash from operating activities was \$11.5 million.

<sup>2</sup> The Company has not declared commercial production at the Kathleen Valley processing plant as at 31 December 2024 and is currently capitalising commissioning costs in accordance with accounting standards. Notwithstanding this, the above Unit Operating Costs and AISC have been calculated as if commercial production had been declared from the commencement of the December Quarter.

<sup>3</sup> SC6 equivalent basis.

<sup>4</sup> Based on an AUD:USD exchange rate of 0.6520 being the average exchange rate for the December Quarter.

<sup>5</sup> The Company's cash balance excludes a further \$25 million which is held by Export Finance Australia (EFA) as cash security in relation to a guarantee under the power purchase agreement with Zenith Energy. As the Company is now in operations, it is working with Ford, Zenith and EFA to release these funds through the provision of alternative security. The Company is working towards a return of these funds from EFA by June 2025.

*Through the excellent work of our operations team, this quarter's performance demonstrates that the ramp-up of Kathleen Valley is proceeding to schedule. With both spodumene and tantalum circuits in production, alongside strategic stockpiles in place for the underground transition in FY26, we are well-prepared to support operations well into the future.*

*As we navigate the current low-price lithium environment and given our strategic approach to continuous improvement, ongoing optimisation will continue across our business. We remain focused on concluding our processing plant ramp-up, starting underground stoping production and lifting processing plant performance.*

*In just five months, with over 100k wet metric tonnes of concentrate safely produced and shipped, Liontown has started exceptionally well in creating a world-class lithium business that delivers significant long-term value for shareholders."*

## Highlights

### Safety

- The Company recorded a Lost Time Injury Frequency Rate (LTIFR) of 0.66 and a Total Reportable Injury Frequency Rate (TRIFR) of 4.59, both on a rolling annual average basis.

### Production and Sales

- Strong ramp-up of production delivered 88,683 dry metric tonnes (dmt) for the Quarter, bringing the total spodumene concentrate produced since production commenced to 116,854 dmt, with a weighted average grade of 5.2% Li<sub>2</sub>O.<sup>6</sup>
- 246 dmt tantalum concentrate produced at saleable grade, following commissioning of the circuit in October 2024.
- Four shipments departed the Port of Geraldton in the December 2024 Quarter, totalling 81,341 dmt of total spodumene concentrate.
- The milestone of first cargo to long-term foundational customer LG Energy Solution was achieved in December 2024, with the balance of shipments made to existing offtake customers and spot sale customers.
- Sales revenue of \$89.8m was recognised during the Quarter.

### Operations

- Open Pit mining moved a total of 2.6Mt of material, including clean ore, ore sorted product (OSP) and waste, with clean ore delivered to the ROM averaging a grade of 1.3% Li<sub>2</sub>O, in line with expectations.
- Underground mining progressed to plan, achieving a record 1,902 development metres for the Quarter, at an average rate of 317 metres per jumbo per month. First stoping ore is on schedule for Q4 FY25.
- Approximately 1.3Mt of ore had been stockpiled at the end of the Quarter in anticipation of the transition from open pit to underground mining.
- Saleable concentrate inventories stood at almost 25kt at Quarter end.
- Strong performance in the plant ramp-up resulted in approximately 619kdmt ore processed for the Quarter. All key metrics were in line with expectations, including average SAG mill availability of 89% (92% in December) and average circuit lithia recovery of 55% (59% in December) as progress continues towards target plant recoveries.
- The Kathleen Valley Hybrid Power Station continued to deliver with 82% of power consumption during the Quarter coming from renewables.

### Corporate

- Unit operating cash cost (excluding royalties)<sup>2,8</sup> of \$1,000 per dmt SC6e sold and All In Sustaining Cost (AISC)<sup>2,9</sup> of \$1,170 per dmt SC6e sold for the December 2024 Quarter.

<sup>6</sup> Based on accredited site laboratory assays managed by SGS Australia Pty Ltd, and subject to pending final trade sample analysis.

- The Company issued guidance of an expected \$775 – 855 per dmt SC6e sold for Unit Operating Costs (FOB) for H2 FY25 driven by the business optimisation work undertaken during the Quarter. As ramp-up progresses, unit operating costs and AISC are expected to normalise as fixed costs get diluted by increased volumes.
- Cash and trade receivables as at 31 December 2024 were \$205.0 million, with a further 24,904 dmt of saleable concentrate inventory, demonstrating the Company’s operating discipline and capacity to generate \$16.7 million net cash from operating activities<sup>1</sup> in the initial phases of production ramp-up.

## Sustainability

### Health and Safety

At the end of December 2024, Liontown’s rolling annual average TRIFR was 4.59, and rolling annual average LTIFR was 0.66, with one lost time injury (LTI) recorded. The Company has an ongoing commitment to enhancing safety and fostering a culture of continuous improvement across all facets of operations.

### Environment, Heritage and Community

The Company published its ESG Report in October, providing a comprehensive update on its environmental, social, and governance initiatives. During the Quarter, significant progress was made with key approvals, including the receipt of Section 18 approval for the Mt McClure bore field pipeline, supporting ongoing mining and processing operations.

The Company continues to engage actively with Native Title groups at multiple levels, fostering strong partnerships and supporting local businesses. As part of this ongoing commitment, the Company awarded rehabilitation earthworks and light vehicle maintenance contracts to Tjiwarl businesses during the Quarter and Liontown employees donated Christmas gifts and hampers to families in the Leonora community near our Kathleen Valley Lithium Operation.

## Production

Table 2: Physicals

Mining	Units	Q2 FY25	Q1 FY25	Δ (%)
Open pit ore mined (incl OSP)	kt	1,138	589	93%
Open pit waste mined	kt	1,506	3,361	(55%)
Strip ratio (BCM)	waste:ore	1.2	5.1	(76%)
Average Li <sub>2</sub> O grade mined (open pit)	%	1.3	1.2	8%
Underground mining development metres	m	1,902	1,869	2%
Underground ore mined (incl OSP)	kt	32	19	68%
Underground waste mined	kt	145	168	(14%)
Stock Inventory	Units	Q2 FY25	Q1 FY25	Δ (%)
ROM clean ore stockpile	kt	613	309	98%
OSP stockpile	kt	599	261	130%
Post crusher stockpile	kt	83	104	(20%)
Concentrate inventory	kt	25	17	47%
Processing	Units	Q2 FY25	Q1 FY25	Δ (%)
Ore processed	kdmt	619	282	120%
Lithia feed grade (quarter average)	%	1.3	1.2	15%
Plant availability	%	89	52	71%
Lithia recovery	%	55	45	22%

### Open Pit Mining

Open pit mining progressed well during the Quarter, with activity focused on the main ore bench (450-445RL), and the build-up of ROM stockpiles in line with the planned transition to underground mining in FY26. The volume of ore recovered from mining of the main ore bench (450-455RL) exceeded expectation which contributed to significant mill-feed stockpiles being built in preparation for processing. A total of 2.6Mt of material, including clean ore, OSP material and waste, was moved during the Quarter. Ore stockpiles surpassed 1.3Mt, aligning with the open pit plan. Open pit mining is set to run for another year and remains on track.

During the Quarter, an excavator and its associated truck fleet was demobilised in line with the revised mine plan and cost saving initiatives previously announced to the market. With no ore supply issues and continued operational efficiency, the ore stockpiles are well-placed to support ongoing operations into the future.



Figure 1: Aerial view of Kathleen's Corner open pit



Figure 2: Ore stockpiles on the ROM pad

### Underground Mining

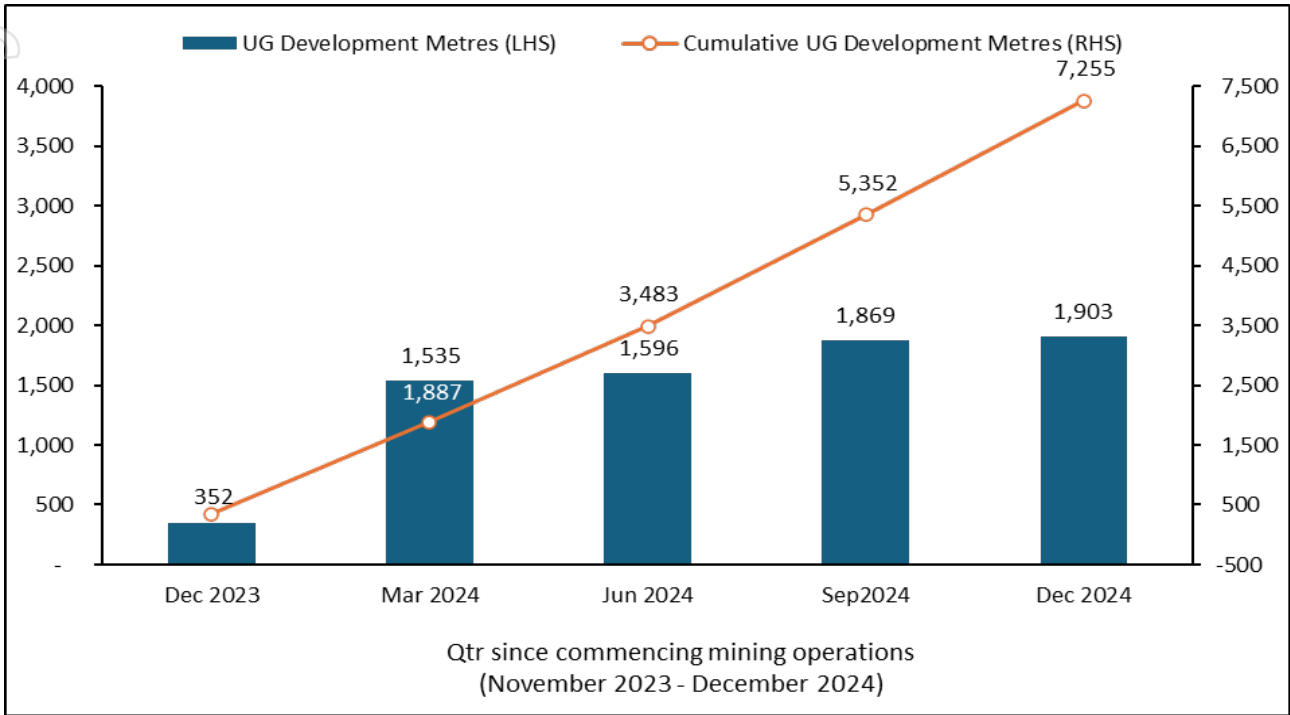
Underground development continued to advance as planned, with a record 1,902 development metres for the Quarter, taking the cumulative total to ~7,300 development metres since the commencement of underground mining in November 2023. Underground development ore extraction continued to progress, with 32kt tonnes of clean ore mined for the Quarter.

Productivity of the two jumbos remains high, achieving 317 metres per jumbo per month during the Quarter. These productivity levels are a key value driver of underground performance, demonstrating consistent and safe delivery by the Mining team and contractor, Byrnescut.

In line with the revised 2.8Mtpa mine plan announced on 11 November 2024, the mobilisation of a third jumbo to the underground has been deferred until early CY26, contributing to cost savings during the Quarter.

For personal use only

**Chart 1: Underground Development Metres (November 2023 to December 2024):**



With underground development progressing as planned, preparations for the transition to full underground mining operations in FY26 are well underway. All associated capital infrastructure projects are either on or ahead of schedule - including ventilation, raise bore, paste reticulation, and the paste plant. Commencement of underground production stoping activities remains on track for Q4 FY25 as planned.



Figure 3: Southern ventilation raise bore site ready for raiseboring activities



Figure 4: Northern ventilation raise bore site – Drilling in progress

For personal use only

**Processing**

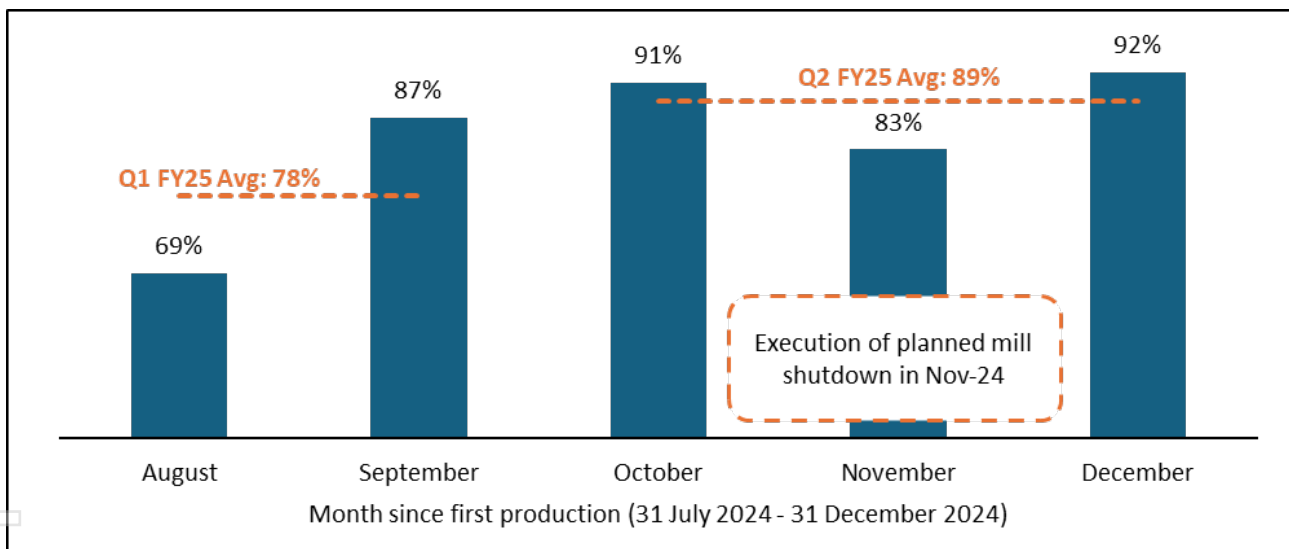
Ramp-up of processing operations continued in line with plans during the Quarter, with the mill throughput and recovery both demonstrating meaningful quarter-on-quarter improvement.

Mill throughput for the Quarter exceeded targets with approximately 619k dry metric tonnes processed. The SAG mill maintained high availability at an average of ~89% for the Quarter, noting the impact of a planned mill shutdown in November. Notably, a month average availability of 92% was achieved in December, approximating assumed steady-state availability.

Overall circuit lithia recovery increased by 10 percentage points relative to Q1 FY25 (55% vs 45%), with monthly average lithia recoveries reaching 59% in December. This upward trend is progressing materially in line with expectations to achieve stated recovery target of ~70% by Q3 FY26. As the performance data base grows, optimisation work is continuing to ensure the ~70% recovery milestone is met as planned.

Spodumene concentrate of 88,683 dmt at an average weighted grade of 5.2% Li<sub>2</sub>O was produced in the Quarter, with the December total of 36,368 dmt representing a monthly record. The Kathleen Valley Hybrid Power Station has continued to deliver consistent and reliable power since its commissioning last quarter. Notably, an average of 82% renewable power penetration was achieved over the Quarter.

**Chart 2: Plant availability:**



For personal use only

Chart 3: Lithia recovery:

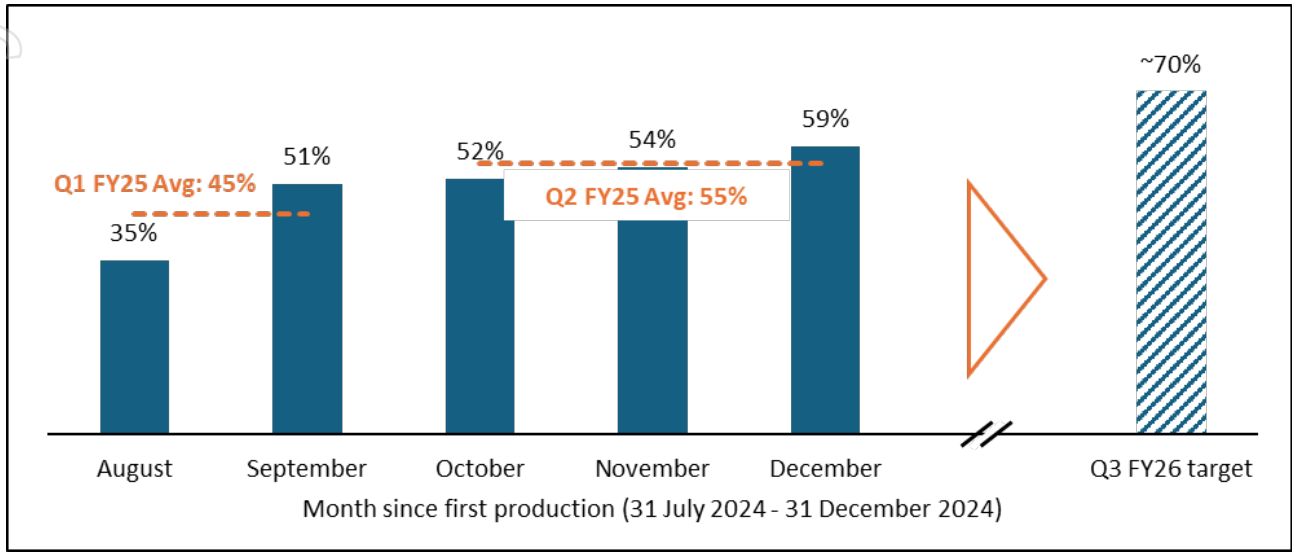
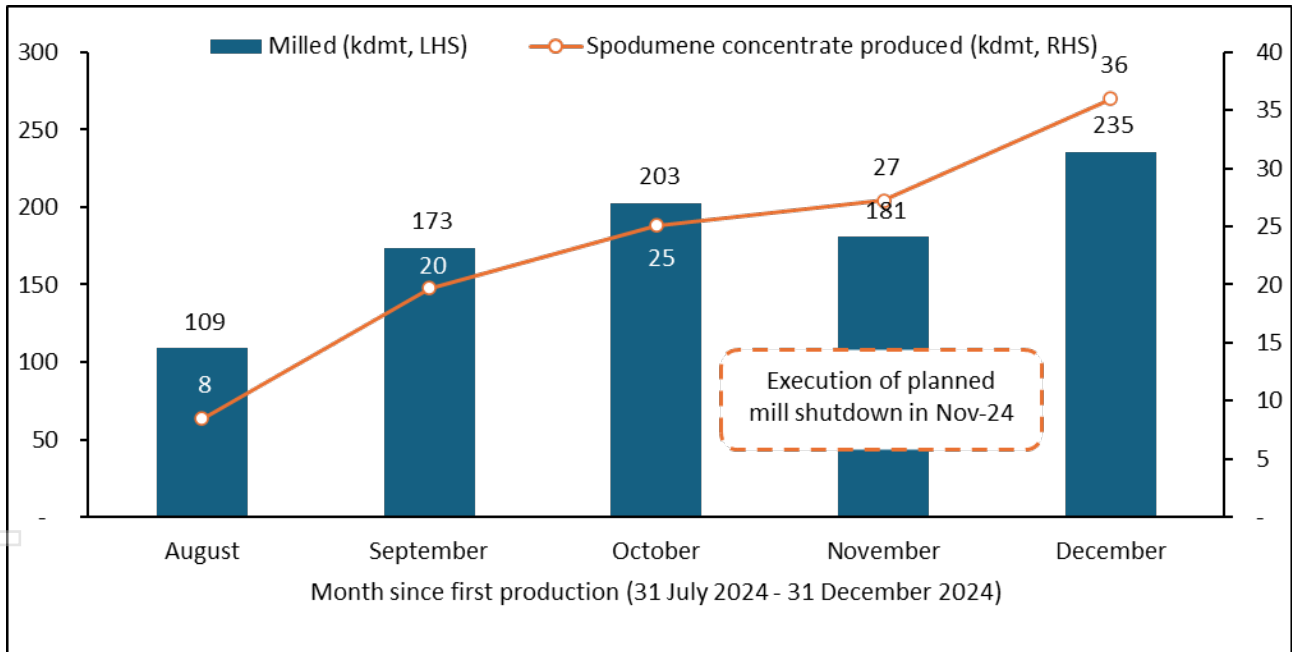


Chart 4: Plant throughput and spodumene concentrate production:



Plant throughput and spodumene production	Units	Q2 FY25	Q1 FY25	Δ (%)
Spodumene concentrate production	kdmt	88	28	313%
Ore Milled	kdmt	619	285	219%

For personal use only




Figure 5: Spodumene concentrate ready for transporting



Figure 6: Aerial view of the process plant



Figure 7: Primary crushing in operation



Figure 8: Crushed ore stockpile



Figure 9: The tantalum circuit in operation



Figure 10: Bags are filled with tantalum concentrate

### Sales & Marketing

Liontown shipped 81,341 dmt of spodumene concentrate for the Quarter. The Company has now shipped over 100,000 wet metric tonnes (92,172 dmt) of spodumene concentrate since the commencement of production at Kathleen Valley in July 2024. The average grade of the concentrate shipped during the Quarter was 5.2% Li<sub>2</sub>O.

In addition to spodumene concentrate shipments, the Company marked another key milestone through the first sale of tantalite. This sale followed the commissioning of the tantalite circuit, which was brought online during the Quarter.

In a further milestone, Liontown completed first shipment to long-term offtake partner, LG Energy Solution, as part of its ongoing commitment to supply strategic supply chain partners. The remaining long-term offtake contracts are expected to be progressively brought into effect, with commercial production called under the offtake agreement with

For personal use only

the Company's second long-term offtake customer in January 2025 (subsequent to the end of the December 2024 Quarter).

The Company continues to experience strong inbound interest from customers for any available spodumene tonnes, a clear testament to the robust demand for high-grade lithium concentrate as the global transition to electric vehicles and renewable energy accelerates.



Figure 11: The first shipment to LG Energy Solution



Figure 12: Liontown, LG Energy Solution and local stakeholders

### Proceeds From Sales

Revenue for the Quarter was \$89.8 million, driven by a combination of strong sales to both the spot market and offtake customers. The spot sales were concluded at premiums to the prevailing market prices, and the average realised sales price received for the Quarter was US\$806/dmt SC6e.<sup>7</sup> A further \$11.9 million was received post end of Quarter for a shipment on 25 December 2024.

### Operating and Capital Costs

Unit operating costs<sup>2,8</sup> during the Quarter were A\$1,000 (US\$652) per dmt SC6e sold on a FOB basis and AISC<sup>2,9</sup> were A\$1,170 (US\$763) per dmt SC6e sold which is very good outcome given ramp up. As ramp-up progresses, unit operating costs and AISC are expected to normalise as fixed costs get diluted by increased volumes. Cost guidance for H2 FY25, provided during the Quarter, remains unchanged.

Approximately \$45 million out of a total of \$79 million in capital expenditure payments during the Quarter related to Kathleen Valley Project construction costs. The total estimated remaining capital on the Kathleen Valley Project has reduced as final provisions have unwound and there is approximately \$11 million of remaining cash payments associated with the Kathleen Valley Project (including final insurance premiums, warranties holdbacks and capital spares) which will be paid in H2 FY25, including approximately \$5 million of Kathleen Valley Project capital which is yet to be incurred.

<sup>7</sup> Average realised sales price for the Quarter includes 31.5kt of provisionally priced sales which were marked to market as at 31 December 2024. Actual realised prices will be adjusted based on prevailing prices at the end of the relevant quotation period.

<sup>8</sup> Unit operating cost (FOB excluding sea freight and royalties) is calculated on a SC6e basis and includes mining, processing, transport, port charges, and site based general and administration costs and is net of any tantalite by-product credits. It is calculated on an incurred basis and includes inventory movements and credits for capitalised mine costs, and it excludes depreciation of fixed assets and right of use leases, and amortisation of capitalised mine costs.

<sup>9</sup> AISC includes unit operating costs, royalties, lease payments and sustaining capital.

## Kathleen Valley Project Development

All construction activities in the processing plant, including remaining punch list items, have now been completed. Construction work on the paste plant was completed during the Quarter. The Paste Plant has now been handed over to Operations well in advance of the planned underground stoping activities in Q4 FY25.

With the demobilisation of all site Project Management resources, all future sustaining capital works will be the responsibility of the Operations team and executed in accordance with the Company's standard capital works procedures.



Figure 13: The completed 4Mtpa paste plant



Figure 14: Dry stacking tailings from the paste plant

## Exploration

No substantive mining exploration work was undertaken during the Quarter.

## Corporate

### Cash Balance

The Company had a cash balance of \$192.9 million, with trade receivables of \$12.1 million for a total cash and trade receivables balance of \$205.0 million as at 31 December 2024 (\$263.1 million cash and \$11.6 million trade receivables as at 30 September 2024). In addition, there is 24,904 dmt of saleable concentrate on hand as at 31 December 2024.

During the Quarter, proceeds from sales totalled \$89.8 million, resulting in \$16.7 million net cash from operating activities<sup>1</sup> for the Quarter. This marks a significant achievement during the ramp-up phase of production.

The cash balance reduced during the Quarter and this was largely due to project construction capital expenditure of approximately \$45 million being paid, including costs for the paste fill plant and the tantalum circuit, which were previously communicated to the market as part of costs not required for first production.

### Annual General Meeting

The Company held its Annual General Meeting for shareholders on 27 November 2024, where key updates on business performance and strategic initiatives were presented, followed by a Q&A session with shareholders.

### Business Optimisation – Kathleen Valley 2.8Mtpa mine plan update

During the Quarter, the Company provided an update to its production plans and provided the market with H2 FY25 guidance for the Kathleen Valley Operation.

In response to the low-price lithium environment, the Company has adapted its mine plan to prioritise higher-productivity areas of the underground mine, aiming for a production rate of 2.8Mtpa by the end of FY27, with a focus on reducing costs.

Key highlights from the update include:

- A revised mine plan targeting higher-margin tonnes and a reduction in development and fixed costs;
- Expected unit operating costs for H2 FY25 in the range of \$775–855 per dmt SC6e (FOB); and
- Up to \$100 million in cost reductions and deferrals through the Company's Business Optimisation Program, demonstrating disciplined capital and cost management.

Liontown's revised strategy is designed to ensure long-term value for shareholders, leveraging its tier-1 resource base and the flexibility to adapt to changing market conditions, and preserves the Company's ability to expand once market conditions recover.

#### **Accounting Treatments of Kathleen Valley Commissioning Costs and Inventories**

The Company will capitalise all costs incurred that are necessary to complete the commissioning of the Kathleen Valley processing plant, other than those sufficient to offset the revenue that the Company receives from the sale of its spodumene concentrate prior to declaring Commercial Production. This will continue until the Company declares Commercial Production for its processing plant which is expected to occur in the March 2025 quarter.

In accordance with Accounting Standards, Commercial Production in relation to the Kathleen Valley processing plant refers to a period where the processing plant has operated as intended by management for a sustained period. In addition to the cessation of the capitalisation of commissioning costs, the declaration of Commercial Production will see (amongst other items) the commencement of depreciation of the assets associated with the processing plant over their respective useful lives.

As at 31 December 2024, the Company has strategically built and paid for significant stockpiles in anticipation of the transition from open pit to underground mining operations in 2026, and has approximately 1.3Mt of stockpiled ore. Stockpiled ore is expected to be gradually drawn down as the Company ceases open pit operations. The costs associated with building the Company's inventory balances (which were incurred in prior periods) will be recognised via a non-cash adjustment in the AISC and the Profit and Loss Statement as sales occur.

#### **Tenement Schedules and Expenditure**

In accordance with ASX Listing Rule 5.3, refer to Appendix 3 for a listing of tenements. During the Quarter, the Company spent \$78.4 million on development activities associated with Kathleen Valley, \$0.1 million on exploration and evaluation activities (predominantly water and related exploration) and \$8.1 million on administration costs.

Payments reported in Appendix 5B, Section 6.1 and 6.2, relate to Directors' salaries and fees and consulting fees paid to Director related parties.

#### **Quarterly Investor, Analyst and Media Webcast**

Access the quarterly investor, analysts and media webcast today at 11am (AWST) / 2pm (AEST):

<https://meetings.lumiconnect.com/300-342-380-971>

This announcement has been approved for release by the Board of Directors.

## Further Information

### Investors

Robert Carruthers  
Chief of Corporate Affairs & Investor Relations  
T: +61 415 979 310  
E: rcarruthers@ltresources.com.au

### Media

Luke Forrestal  
GRA Partners  
T: +61 411 479 144  
E: luke.forrestal@grapartners.com.au

### Follow us on:



### About Liontown Resources

Liontown Resources (ASX:LTR) is a responsible battery minerals provider. With our tier-one credentials, world-class assets and strategic partners, our mission is to power a sustainable future by ensuring a reliable supply of essential minerals. We currently control two major lithium deposits in Western Australia and aim to expand our portfolio through exploration, partnerships and acquisitions. In addition, we look to participate in downstream value-adding where control of the deposit provides a strong competitive advantage. To learn more, please visit: [www.ltresources.com.au](http://www.ltresources.com.au).

### Important Information

This Report contains forward-looking statements which are identified by words such as 'may', 'could', 'believes', 'estimates', 'targets', 'guides', 'expects', 'anticipates', 'indicates' or 'intends' and variations of these words other similar words that involve risks and uncertainties. Forward looking statements in this Report include, but are not limited to, the 2H FY25 Guidance and specific financial and operating parameters including ore processed, progressing grade, recoveries, unit operating costs, sustaining capital, mine development capital, growth capital, concentrate produced and concentrate sold. These statements are based on an assessment of present economic and operating conditions, and on a number of assumptions regarding future events and actions that, as at the date of this Report, are considered reasonable.

Key assumptions on which the Company's forward-looking statements are based include, without limitation, assumptions involved in the estimation of the Kathleen Valley Ore Reserve as well as, in particular, assumptions regarding the mining method and schedule (including the transition to underground mining in FY26), targeted throughput volumes and grade, recoveries, operating and capital costs. Forward-looking statements may be further based on internal estimates and budgets existing at the time of assessment which may change over time, impacting the accuracy of those statements. These estimates have been developed in the context of an uncertain operating environment resulting from, among other things, inflationary macroeconomic conditions, general market forces applying to the price of the Company's targeted commodity and the risks and uncertainties associated with mining and project development, including in particular, the commissioning and ramp up of the Kathleen Valley Operation which may delay or impact the production and sales estimates set out in this Presentation.

Such forward-looking statements are not a guarantee of future performance and involve known and unknown risks, uncertainties, assumptions and other important factors, many of which are beyond the control of the Company, the Directors and the management. This Report is not exhaustive of all factors which may impact the forward-looking statements. The Directors cannot and do not give any assurance that the results, performance or achievements expressed or implied by the forward-looking statements contained in this Report will actually occur and investors are cautioned not to place undue reliance on these forward-looking statements. The Directors have no intention to update or revise forward-looking statements, or to publish prospective financial information in the future, regardless of whether new information, future events or any other factors affect the information contained in this Report, except where required by law or the ASX listing rules.

All references to dollars (\$) and cents in this announcement are to Australian dollars, unless otherwise stated.

For personal use only

# Appendix 1

## Kathleen Valley Lithium Operations - Overview

The Kathleen Valley Lithium Operation (**Kathleen Valley**) is located in Western Australia, approximately 680km north-east of Perth and 350km north-north-west of Kalgoorlie, within the Eastern Goldfields of the Archaean Yilgarn Craton (Figure 1). With a world-class Mineral Resource Estimate of **155Mt @ 1.34% Li<sub>2</sub>O and 131ppm Ta<sub>2</sub>O<sub>5</sub>**, Kathleen Valley achieved first production in July 2024.



Figure 1: Kathleen Valley Lithium Operation – Location and Geology Map

## Appendix 2

### Competent Person Statements

The Information in this Report that relates to Mineral Resources for the Kathleen Valley Project is extracted from the ASX announcement “Strong progress with Kathleen Valley Definitive Feasibility Study as ongoing work identifies further key project enhancements” released on 8 April 2021 and as updated in the “Ore Reserve and Mineral Resources Statement” contained within the “FY24 Annual Report” released on 27 September 2024 which are available at www.ltresources.com.au. The Company confirms that it is not aware of any other new information or data that materially affects the information included in the original market announcements and that all material assumptions and technical parameters underpinning the estimates in the relevant market announcement continue to apply and have not materially changed. The Company confirms that the form and context in which the Competent Person’s findings are presented have not been materially modified from the original market announcements.

#### Kathleen Valley – Mineral Resource Estimate as at 30 June 2024

Resource category	Tonnes (Million)	Li <sub>2</sub> O (%)	Ta <sub>2</sub> O <sub>5</sub> (ppm)
Measured	19	1.29	149
Indicated	109	1.37	131
Inferred	26	1.27	118
<b>Total</b>	<b>155</b>	<b>1.34</b>	<b>131</b>

Notes:

1. Reported above a Li<sub>2</sub>O cut-off grade of 0.4% for open pit and 0.6% for underground material.
2. Tonnages and grades have been rounded to reflect the relative uncertainty of the estimate.

Information in this Report regarding productions targets were first reported on 11 November 2024 in the ASX Announcement “Kathleen Valley update and H2 FY25 guidance” and are underpinned by the Company’s existing Ore Reserves that have been prepared by a Competent Person in accordance with the JORC Code (2012 Edition) as released in the ASX announcement “Kathleen Valley DFS confirms Tier-1 global lithium project with outstanding economics and sector-leading sustainability credentials” on 11 November 2021 and as updated in the “Ore Reserve and Mineral Resources Statement” contained within the “FY24 Annual Report” on 27 September 2024. The production target is underpinned by Proved Ore Reserves (19%) and Probable Ore Reserves (81%).The Company confirms that it is not aware of any other new information or data that materially affects the information included in the original market announcements and that all material assumptions and technical parameters underpinning the estimates in the relevant market announcement continue to apply and have not materially changed. The Company confirms that the form and context in which the Competent Person’s findings are presented have not been materially modified from the original market announcements.

## Appendix 3

The following information is provided in accordance with ASX Listing Rule 5.3 for the Quarter.

### 1. Listing of tenements held in Australia (directly or beneficially):

Country	Project	Tenement No.	Registered Holder	Nature of interests
Australia	Kathleen Valley	M36/264	LRL (Aust) Pty Ltd (wholly owned subsidiary of Liontown Resources Limited).	100% - nickel claw back rights retained by other party
		M36/265		
		M36/459		
		M36/460		
		E36/879	LRL (Aust) Pty Ltd	100%
		G36/52		
		L36/55		
		L36/106		
		L36/236		
		L36/237		
		L36/248		
		L36/250		
		L36/251		
		L36/255		
		L36/256		
		L36/265		
		L36/267		
		L36/268		
		L36/270		
		L36/278		
		L36/279		
		L36/280		
		L36/282		
		L53/272		
		L53/273		
		L53/279		
		L53/282		
		L53/285		
		L53/288		
		L53/289		
		L53/290		
		M36/696	LRL (Aust) Pty Ltd	0% - pending application
E36/1041				
E36/1094				
E36/1096				
E53/2347				
E53/2348				

For personal use only

For personal use only

Country	Project	Tenement No.	Registered Holder	Nature of interests
		E53/2349		
		L36/264		
		L36/271		
		L36/272		
		L36/273		
		L36/274		
		L36/275		
		L36/276		
		L36/291		
		L36/292		
		L36/293		
		L36/294		
		L36/295		
		L36/296		
		L36/297		
		L36/298		
		L36/299		
	L53/274			
	L53/309			
	Buldanía	E63/856	Avoca Resources Pty Ltd	100% of rights to lithium and related metals secured by Lithium Rights Agreement
M63/647				
P63/1977				
M63/676		Buldanía Lithium Pty Ltd	0% - pending application	
E63/1660			100%	
E63/2369		LRL (Aust) Pty Ltd	0% - pending application	
E63/2267				
E63/2268				
Monjebup	E70/6042	LBM (Aust) Pty Ltd	100%	
	E70/6043			
	E70/6044			

**2. Listing of tenements acquired (directly or beneficially) during the Quarter:**

Country	Project	Tenement No.	Registered Holder	Nature of interests
Australia	Kathleen Valley	L53/272	LRL (Aust) Pty Ltd	100%
Australia	Kathleen Valley	L53/273	LRL (Aust) Pty Ltd	100%

**3. Tenements disposed, relinquished, reduced or lapsed (directly or beneficially) during the Quarter:**

Country	Project	Tenement No.	Registered Holder	Nature of interests
Australia	Kathleen Valley	L36/261	LRL (Aust) Pty Ltd	100%
Australia	Kathleen Valley	L36/262	LRL (Aust) Pty Ltd	100%

Australia	Kathleen Valley	L36/263	LRL (Aust) Pty Ltd	100%
Australia	Kathleen Valley	L36/266	LRL (Aust) Pty Ltd	100%
Australia	Kathleen Valley	L36/281	LRL (Aust) Pty Ltd	100%
Australia	Kathleen Valley	L53/253	LRL (Aust) Pty Ltd	100%
Australia	Kathleen Valley	L53/254	LRL (Aust) Pty Ltd	100%
Australia	Kathleen Valley	L53/255	LRL (Aust) Pty Ltd	100%
Australia	Kathleen Valley	L53/256	LRL (Aust) Pty Ltd	100%

4. Listing of tenements applied for (directly or beneficially) during the Quarter:

Nil

For personal use only

## Appendix 5B

### Mining exploration entity or oil and gas exploration entity quarterly cash flow report

Name of entity

Liontown Resources Ltd

ABN

39 118 153 825

Quarter ended ("current quarter")

31 December 2024

Consolidated statement of cash flows		Current quarter \$A'000	Year to date (6 months) \$A'000
<b>1.</b>	<b>Cash flows from operating activities</b>		
1.1	Receipts from customers	91,242	92,341
1.2	Payments for		
	(a) exploration & evaluation	(126)	(839)
	(b) development	-	-
	(c) production	(71,042)	(119,781)
	(d) staff costs	(2,486)	(7,003)
	(e) administration and corporate costs <sup>1</sup>	(5,616)	(8,212)
1.3	Dividends received (see note 3)	-	-
1.4	Interest received	4,824	7,369
1.5	Interest and other costs of finance paid	(36)	(168)
1.6	Income taxes paid	-	-
1.7	Government grants and tax incentives	-	-
1.8	Other (Business Development) <sup>2</sup>	(16)	(515)
<b>1.9</b>	<b>Net cash from / (used in) operating activities</b>	<b>16,744</b>	<b>(36,808)</b>
<b>2.</b>	<b>Cash flows from investing activities</b>		
2.1	Payments to acquire or for:		
	(a) Entities	-	-
	(b) Tenements	-	-
	(c) property, plant and equipment	(244)	(8,735)
	(d) exploration & evaluation	-	-
	(e) investments	-	-

1. Includes GST arising from investing and financing activities in accordance with UIG 1031.

2. Relates to business development costs including due diligence and financing activities.

## Mining exploration entity or oil and gas exploration entity quarterly cash flow report

<b>Consolidated statement of cash flows</b>		<b>Current quarter \$A'000</b>	<b>Year to date (6 months) \$A'000</b>
(f)	other non-current assets – assets under construction <sup>3</sup>	(78,434)	(244,452)
2.2	Proceeds from the disposal of:		
(a)	entities	-	-
(b)	tenements	-	-
(c)	property, plant and equipment	-	-
(d)	investments	-	-
(e)	other non-current assets	-	-
2.3	Cash flows from loans to other entities	-	-
2.4	Dividends received (see note 3)	-	-
2.5	Other (provide details if material)	-	-
<b>2.6</b>	<b>Net cash from / (used in) investing activities</b>	<b>(78,678)</b>	<b>(253,187)</b>

3. Includes costs associated with the development and commissioning of the Kathleen Valley Lithium Operation.

<b>3.</b>	<b>Cash flows from financing activities</b>		
3.1	Proceeds from issues of equity securities (excluding convertible debt securities)	-	-
3.2	Proceeds from issue of convertible debt securities	-	-
3.3	Proceeds from exercise of options	-	-
3.4	Transaction costs related to issues of equity securities or convertible debt securities	-	-
3.5	Proceeds from borrowings	-	372,286
3.6	Repayment of borrowings <sup>4</sup>	(8,258)	(9,734)
3.7	Transaction costs related to loans and borrowings	-	(2,634)
3.8	Dividends paid	-	-
3.9	Other (provide details if material)	-	-
<b>3.10</b>	<b>Net cash from / (used in) financing activities</b>	<b>(8,258)</b>	<b>359,918</b>

4. Repayments related to lease liabilities and hire-purchase agreements.

<b>4.</b>	<b>Net increase / (decrease) in cash and cash equivalents for the period</b>		
4.1	Cash and cash equivalents at beginning of period	263,064	122,949
4.2	Net cash from / (used in) operating activities (item 1.9 above)	16,744	(36,808)
4.3	Net cash from / (used in) investing activities (item 2.6 above)	(78,678)	(253,187)
4.4	Net cash from / (used in) financing activities (item 3.10 above)	(8,258)	359,918

## Mining exploration entity or oil and gas exploration entity quarterly cash flow report

Consolidated statement of cash flows		Current quarter \$A'000	Year to date (6 months) \$A'000
4.5	Effect of movement in exchange rates on cash held	-	-
<b>4.6</b>	<b>Cash and cash equivalents at end of period</b>	<b>192,872</b>	<b>192,872</b>

5. Reconciliation of cash and cash equivalents at the end of the quarter (as shown in the consolidated statement of cash flows) to the related items in the accounts		Current quarter \$A'000	Previous quarter \$A'000
5.1	Bank balances	192,266	262,465
5.2	Call deposits	-	-
5.3	Bank overdrafts	-	-
5.4	Other (provide details) <sup>5</sup>	606	599
<b>5.5</b>	<b>Cash and cash equivalents at end of quarter (should equal item 4.6 above)</b>	<b>192,872</b>	<b>263,064</b>

5. Retention funds held in trust under the Building and Construction Industry (Security of Payment) Act 2021.

6. Payments to related parties of the entity and their associates		Current quarter \$A'000
6.1	Aggregate amount of payments to related parties and their associates included in item 1	528
6.2	Aggregate amount of payments to related parties and their associates included in item 2	6

Note: if any amounts are shown in items 6.1 or 6.2, your quarterly activity report must include a description of, and an explanation for, such payments.

## Mining exploration entity or oil and gas exploration entity quarterly cash flow report

7.	<b>Financing facilities</b>	<b>Total facility amount at quarter end \$A'000</b>	<b>Amount drawn at quarter end \$A'000</b>
	<i>Note: the term "facility" includes all forms of financing arrangements available to the entity. Add notes as necessary for an understanding of the sources of finance available to the entity.</i>		
7.1	Loan facilities <sup>6</sup>	702,123	702,123
7.2	Credit standby arrangements	-	-
7.3	Other (please specify)	-	-
7.4	<b>Total financing facilities</b>	702,123	702,123
7.5	<b>Unused financing facilities available at quarter end</b>		-
7.6	Include in the box below a description of each facility above, including the lender, interest rate, maturity date and whether it is secured or unsecured. If any additional financing facilities have been entered into or are proposed to be entered into after quarter end, include a note providing details of those facilities as well.		
	<p>On 29 June 2022 Liontown executed a Funding Facility with a Ford subsidiary (see ASX announcement "Liontown executes Binding Offtake Agreement with Ford" on 29 June 2022). The senior-secured debt facility of A\$300 million has an interest rate of BBSW + 1.5% and a maturity date of 5 years from supply commencement date<sup>7</sup>. The facility has security over the Kathleen Valley Lithium Operation assets and shares in the borrower (a wholly owned subsidiary of Liontown Resources Limited).</p> <p>On 2 July 2024, the Company announced to the market (see ASX announcement "Strategic partnership to deliver long-term funding" dated 2 July 2024) that it has secured a five-year US\$250 million Convertible Note with LG Energy Solution Ltd with a conversion price of \$1.80 per share, and an interest rate equal to the Secured Overnight Financing Rate (SOFR), paid semi-annually up to the maturity date (or earlier if redeemed or converted).</p>		
6.	<i>Balance excludes capitalised interest of \$27.8 million for Ford facility and \$9.4 million for the convertible notes issued to LG Energy Solution, Ltd.</i>		
7.	<i>Supply commencement date being the date that Commercial Production (as defined in the associated offtake agreement) has commenced.</i>		

8.	<b>Estimated cash available for future operating activities</b>	<b>\$A'000</b>
8.1	Net cash from / (used in) operating activities (item 1.9)	16,744
8.2	(Payments for exploration & evaluation classified as investing activities) (item 2.1(d))	-
8.3	Total relevant outgoings (item 8.1 + item 8.2)	16,744
8.4	Cash and cash equivalents at quarter end (item 4.6)	192,872
8.5	Unused finance facilities available at quarter end (item 7.5)	-
8.6	Total available funding (item 8.4 + item 8.5)	192,872
8.7	<b>Estimated quarters of funding available (item 8.6 divided by item 8.3)<sup>8</sup></b>	N/A
	<i>Note: if the entity has reported positive relevant outgoings (ie a net cash inflow) in item 8.3, answer item 8.7 as "N/A". Otherwise, a figure for the estimated quarters of funding available must be included in item 8.7.</i>	
8.8	If item 8.7 is less than 2 quarters, please provide answers to the following questions:	
	8.8.1 Does the entity expect that it will continue to have the current level of net operating cash flows for the time being and, if not, why not?	
	Answer: Not applicable	

## Mining exploration entity or oil and gas exploration entity quarterly cash flow report

8.8.2 Has the entity taken any steps, or does it propose to take any steps, to raise further cash to fund its operations and, if so, what are those steps and how likely does it believe that they will be successful?

Answer: Not applicable

8.8.3 Does the entity expect to be able to continue its operations and to meet its business objectives and, if so, on what basis?

Answer: Not applicable

*Note: where item 8.7 is less than 2 quarters, all of questions 8.8.1, 8.8.2 and 8.8.3 above must be answered.*

8. *The prescribed calculation excludes outgoings related to investing activities. Outgoings in section 2 relate to development expenditure on the Kathleen Valley Lithium Operation. If this were to be included, adjusted outgoings for the quarter would be a net outflow of \$61.9 million.*

### Compliance statement

- 1 This statement has been prepared in accordance with accounting standards and policies which comply with Listing Rule 19.11A.
- 2 This statement gives a true and fair view of the matters disclosed.

Date: ....21 January 2025.....

Authorised by: ....By the Board.....  
(Name of body or officer authorising release – see note 4)

### Notes

1. This quarterly cash flow report and the accompanying activity report provide a basis for informing the market about the entity's activities for the past quarter, how they have been financed and the effect this has had on its cash position. An entity that wishes to disclose additional information over and above the minimum required under the Listing Rules is encouraged to do so.
2. If this quarterly cash flow report has been prepared in accordance with Australian Accounting Standards, the definitions in, and provisions of, *AASB 6: Exploration for and Evaluation of Mineral Resources* and *AASB 107: Statement of Cash Flows* apply to this report. If this quarterly cash flow report has been prepared in accordance with other accounting standards agreed by ASX pursuant to Listing Rule 19.11A, the corresponding equivalent standards apply to this report.
3. Dividends received may be classified either as cash flows from operating activities or cash flows from investing activities, depending on the accounting policy of the entity.
4. If this report has been authorised for release to the market by your board of directors, you can insert here: "By the board". If it has been authorised for release to the market by a committee of your board of directors, you can insert here: "By the [name of board committee – eg Audit and Risk Committee]". If it has been authorised for release to the market by a disclosure committee, you can insert here: "By the Disclosure Committee".
5. If this report has been authorised for release to the market by your board of directors and you wish to hold yourself out as complying with recommendation 4.2 of the ASX Corporate Governance Council's *Corporate Governance Principles and Recommendations*, the board should have received a declaration from its CEO and CFO that, in their opinion, the financial records of the entity have been properly maintained, that this report complies with the appropriate accounting standards and gives a true and fair view of the cash flows of the entity, and that their opinion has been formed on the basis of a sound system of risk management and internal control which is operating effectively.