

QUARTERLY ACTIVITIES REPORT – DECEMBER 2024

Highlights

- **Delivery of Australia's largest undeveloped public lithium Mineral Resource estimate ("MRE") of 74.1Mt at 1.0% Li₂O (at a 0.45% cut-off grade) at Tabba Tabba, WA:**
 - High confidence MRE with 94% in the Indicated category informed by nearly 115,000m of Wildcat drilling (45% diamond drilling metres)
 - Mineralisation starts at surface with potential for future resource growth
 - Main Leia pegmatite is +100m thick, interpreted to be amenable to bulk-tonnage open-pit mining
 - Updated Tabba Tabba tantalum MRE tonnage increased by 278% to 1.2Mt at 482ppm Ta₂O₅ (at a 200ppm Ta₂O₅ cut-off)
- **Further thick, high-grade exploration results returned including:**
 - 84.0m at 1.4% Li₂O from 236.0m at Leia; and
 - 61m at 1.1% Li₂O from 227m at Luke
- **James Dornan appointed General Manager of Project Development. Mr Dornan was instrumental in progressing the development studies for Azure Minerals' 60% share in the Andover Lithium Project prior to the company's sale for A\$1.7 billion**
- **Grant of General Purpose Lease for major infrastructure at Tabba Tabba**
- **Wildcat's 100%-owned Pilbara land package now covers more than 1,390km²**
- **Cash at bank of \$63.6M at 31 December 2024**

Lithium developer and explorer Wildcat Resources Limited (ASX: WC8) ("Wildcat" or "the Company") is pleased to present its Activities Report and Appendix 5B for the period to 31 December 2024.

During the quarter the Company delivered its inaugural Mineral Resource estimate "MRE" for the Tabba Tabba Lithium Project. The MRE is a significant milestone and demonstrates the Company's ability to rapidly progress the Project from discovery through development.

The Tabba Tabba Lithium Project was acquired in May 2023 and the Company successfully drilled more than 115,000m in the 18 months since drilling commenced in July 2023. It also completed phase one metallurgical test work (288kg) and produced the high-confidence MRE in that time frame.

The Project is only 80km by road to port and located on **granted Mining Leases** in the Pilbara region of Western Australia, a Tier 1 mining jurisdiction. The Company continues to maximise the value of these substantial logistics and permitting advantages and is rapidly advancing work for the Tabba Tabba pre-feasibility study ("PFS").

Tabba Tabba's PFS progressed during the quarter following the release of the MRE, which allowed for the commencement of mining engineering, process engineering, and infrastructure assessments. The Company expanded the metallurgy program described in the ASX release dated 16 July 2024¹ which produced recoveries of 79% to 84% at head grades between 1.0% to 1.4% Li₂O, with further test work now underway (Phase 2 – 1,000kg). Additionally, the Company was granted General Purpose Licence G45/0359 (22.5km²). This is approved for the purpose of all major mining infrastructure such as processing facilities and tailings dams and is located only 4.5km from Tabba Tabba.

Thick, high-grade assay results were returned from the Leia pegmatite during the quarter and included estimated true-width intercepts of **84.0m at 1.4% Li₂O from 236.0m** (TADD051) including **44.0m at 1.9% Li₂O from 268.0m** and **89.8m at 1.2% Li₂O from 260.0m** (TADD047) including **21.7m at 2.1% Li₂O from 291.3m**. Thick and high-grade true width intercepts were returned from the Luke pegmatite including **50m at 1.1% Li₂O** from 178m (TADD035); and wide, shallow intercepts were returned from The Hutt and Chewy pegmatites including **27.0m @ 1.2% Li₂O** from 55.0m (TAMT001) and **17.0m @ 1.1% Li₂O** from 7.0m (TADD051) respectively. The Leia pegmatite outcrops for more than 1km at surface, is spodumene dominant and thick (>100m wide), and contributes 63% of the mineralised material reported in the November 2024 MRE. The Luke pegmatite is located in the footwall to Leia and contributes 22% of the mineralised material in the MRE. The Chewy pegmatites occur in the hangingwall of Leia and The Hutt pegmatite occurs to the north of Leia. These hangingwall lodes bode well for future mining economics.

The Tabba Tabba Lithium Project is uniquely placed close to port and infrastructure on Granted Mining Leases enabling rapid development. It is among the world's most exciting hard-rock lithium projects and demonstrates true Tier-1 attributes:

- **Tier-1 Location & Permitting**

- o Granted Mining Leases, with low topography and the mining and processing of tantalum ore as recently as 2015
- o 80km by road from the port of Port Hedland, the world's largest bulk export port and a major service centre for the region's extensive mining, energy, agricultural and construction industries
- o Granted Miscellaneous License in place over an existing road connecting the Mining Leases to the national highway
- o Existing and permitted borefield in place and abundant sources of quality water for processing and camp supplies
- o Long-lead time study work completed (geotechnical drilling, water bore drilling, groundwater tests, flora and fauna surveys, and waste rock characterisation studies)
- o General Purpose Licence in place for processing, tailings and other infrastructure
- o The Pilbara is a Tier1 jurisdiction for developing and mining mineral assets

¹ ASX announcement 16 July 2024: <https://wcsecure.weblink.com.au/pdf/WC8/02828153.pdf>

- **Tier-1 Lithium Asset**

- 74.1Mt at 1.0% Li₂O (at a 0.45% cut-off grade)
- Mineralisation outcrops from surface across four separate pegmatite bodies (Leia, Chewy, The Hutt and Han pegmatites), with the Luke pegmatites within 110m of surface
- 94% of the Mineral Resource estimate is in the higher confidence Indicated category
- Cut-off grade of 0.45% Li₂O is higher than the mining cut-off grade for nearby peers (Pilbara Minerals), indicating the potential to optimise mining scenarios throughout feasibility studies
- More than 90Mt of resource material is available when using a 0.3% Li₂O cut-off grade (Pilbara Minerals' Ore Reserve cut-off grade²).
- The thick (>100m wide) and tabular nature of Leia reduces the potential for dilution in mining as less pegmatite material contacts the mafic host rock
- Leia has spodumene-dominant fresh rock only 2-4m below surface
- The shallow plunge and dip of the Tabba Tabba pegmatites combined with the advantage of a stacked system of thick, repeating pegmatite bodies, results in large tonnes per vertical metre
- Metallurgical results to date (288kg test work) indicate first-class recoveries from the Leia pegmatite and the ability to generate an excellent spodumene concentrate product with up to 84% of lithium recovered and with less than 0.5% Fe₂O₃ (as previously announced on 16 July 2024)

- **Tier-1 Opportunity for Rapid Development**

- Long-lead-time studies completed or significantly progressed (flora & fauna, geotechnical, groundwater, waste rock characterisation, etc.) enabling fast-tracking of the PFS
- Large camp and supporting infrastructure in place and 100% owned
- Significant runway with \$63.6M cash at bank at 31 December 2024

- **Tier-1 Potential for Organic Growth**

- Regional exploration portfolio >1,390km² of prospective tenure surrounding Tabba Tabba
- Industry-leading team of explorers and developers with a proven track-record of success

² Pilbara Minerals (PLS) ASX announcement 24 August 2023: <https://www.listcorp.com/asx/pls/pilbara-minerals-limited/news/ore-reserves-update-2914773.html>

Exploration Activities

Tabba Tabba Project – Mallina Basin, Pilbara, WA

Wildcat announced that it had entered into a binding agreement to acquire Tabba Tabba on 17 May 2023³ and drilling commenced at Tabba Tabba on 7 July 2023⁴. The Company has since completed more than 115,000m of drilling comprising 44% diamond drill holes and 56% RC drill holes and delivered a high confidence MRE (Figure 1 and Table 1). The MRE now forms the foundation for the Company's PFS and ultimately the maiden Ore Reserve estimate at Tabba Tabba.

Lauritz Barnes prepared the MRE through independent resource consultancy Trepanier and reported it in accordance with the JORC Code (2012). Mr Barnes is a Resource Geologist whose experience includes acting as the Competent Person for lithium resources reported by Pilbara Minerals Ltd (ASX:PLS) at the giant Pilgangoora Lithium Project for several years (most recently in 2023). Pilgangoora is only 47km by road to Tabba Tabba.

The maiden Tabba Tabba Lithium Project MRE is **74.1Mt at 1.0% Li₂O** (at a 0.45% cut-off grade) (Table 1).

Table 1: Tabba Tabba Lithium JORC (2012) Mineral Resource Estimate as at 28 November 2024 (using 0.45% Li₂O cut-off).

Category	Tonnes (Mt)	Li ₂ O (%)	Ta ₂ O ₅ (ppm)	Fe ₂ O ₃ (%)	Li ₂ O (T)	Ta ₂ O ₅ (lb)
Indicated	70.0	1.01	53	0.64	709,100	9,948,600
Inferred	4.1	0.76	65	0.88	31,100	724,700
Total	74.1	1.00	54	0.65	740,200	10,673,300

The Company also released an updated Tabba Tabba Tantalum Project MRE of **1.2Mt at 482ppm Ta₂O₅** (at a 200ppm Ta₂O₅ cut-off grade) (Table 2). This contains 1,277,300lbs of Ta₂O₅ and represents a 278% increase in tonnes when compared to the previous MRE of **0.3Mt at 950ppm Ta₂O₅** (at a 400ppm Ta₂O₅ cut-off grade).

Table 2: Tabba Tabba Tantalum JORC (2012) Mineral Resource Estimate as at 27 November 2024 (using a 200ppm Ta₂O₅ cut-off grade).

Category	Tonnes (Mt)	Li ₂ O (%)	Ta ₂ O ₅ (ppm)	Fe ₂ O ₃ (%)	Li ₂ O (T)	Ta ₂ O ₅ (lb)
Indicated	1.19	0.09	482	0.74	1,073	1,267,600
Inferred	0.01	0.05	445	2.50	5	9,700
Total	1.20	0.09	482	0.76	1,078	1,277,300

³ ASX announcement 17 May 2023: <https://wcsecure.weblink.com.au/pdf/WC8/02666883.pdf>

⁴ ASX announcement 14 July 2023: <https://www.investi.com.au/api/announcements/wc8/0d6e63aa-fbc.pdf>

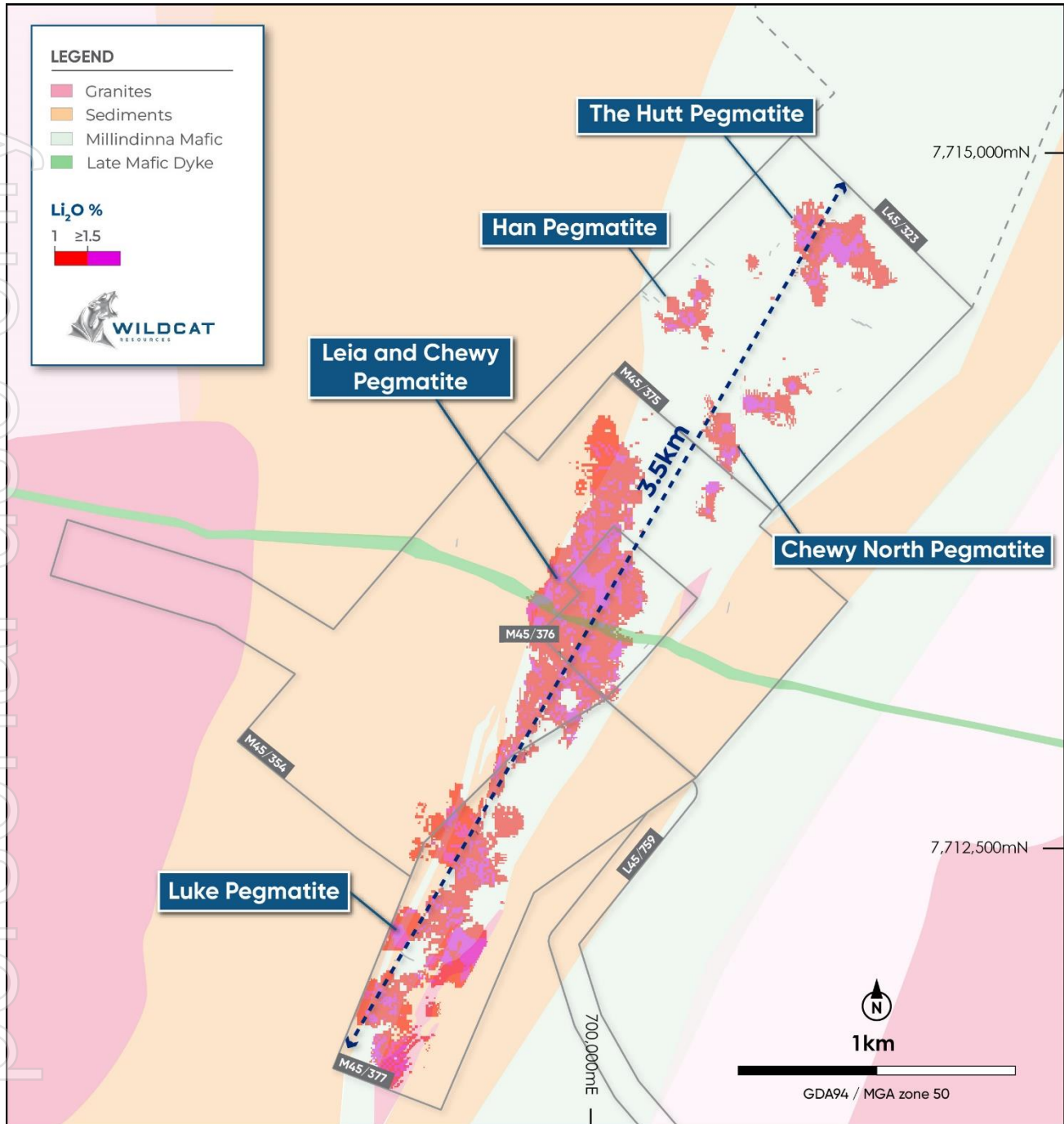


Figure 1 – Plan view geology map of Tabba Tabba showing all lithium Mineral Resources above 1.0% Li₂O (cut-off grade). L45/759 is pending and L45/323 is granted. All Mining Leases are granted.

The Tabba Tabba Lithium MRE is a high confidence resource, with more than 94% (70.0Mt) classified as Indicated and the remaining 6% (4.1Mt) classified as Inferred. It is informed by 212 RC drill holes (63,606m) and 142 diamond drill holes (51,229m). There are six main pegmatite zones that contribute to the MRE. The Leia Pegmatites contribute 63% (46.8 Mt) to the total resource, followed by the Luke Pegmatites with 22% (16.2 Mt), combining for 85% of the total MRE tonnes. The remaining 15% of the resource is comprised of 8% from the Chewy Pegmatites, 6% from The Hutt Pegmatites, and 1% from the Han Pegmatites. The Tabba Tabba Tantalum MRE is contained entirely within the Tabba Tabba Pegmatite near the middle of the system (Figure 2).

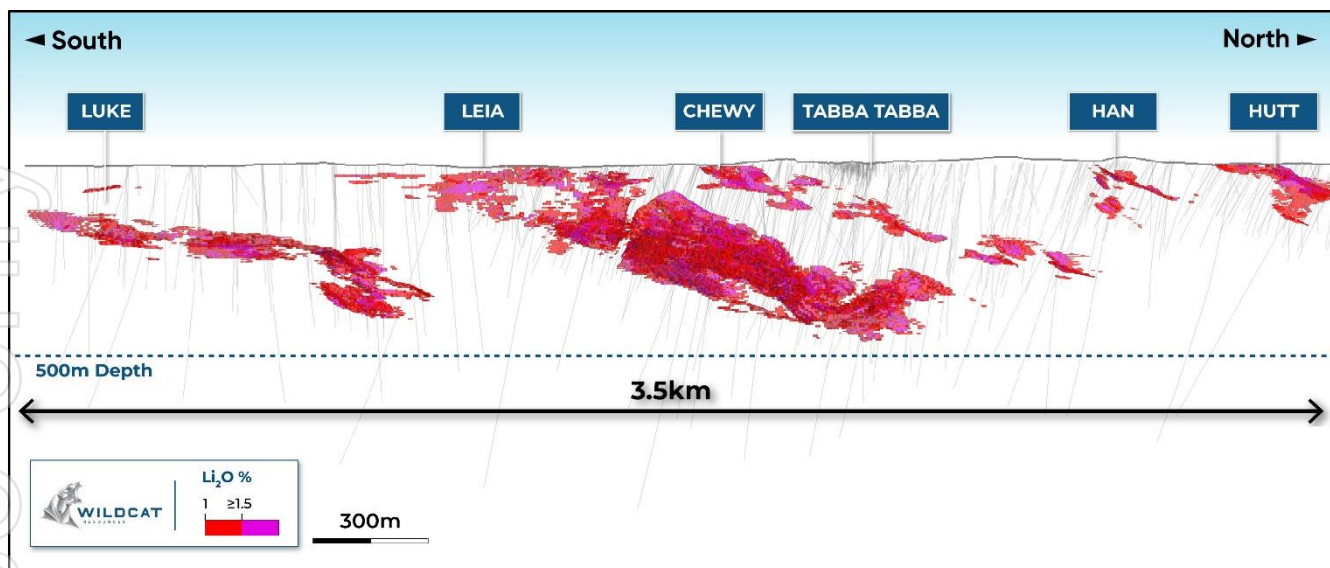


Figure 2 – Long section of the Tabba Tabba Lithium Mineral Resource with pegmatite domain groupings labelled. Blocks less than 1.0% Li₂O are not shown to demonstrate continuity of thick high-grade mineralisation.

The MRE was assisted by the addition of more thick, high-grade assay results which were reported from throughout the Tabba Tabba system during the December quarter⁵:

Results from Leia included:

- **84.0m @ 1.4% Li₂O** from 236.0m (TADD051) (est. true width) including **44.0m @ 1.9% Li₂O** from 268.0m
- **89.8m @ 1.2% Li₂O** from 260.0m (TADD047) (est. true width) including **21.7m @ 2.1% Li₂O** from 291.3m
- **52.2m @ 1.1% Li₂O** from 107.1m (TADD041) (est. true width) including **18.2m @ 1.9% Li₂O** from 107.1m

Results from Luke included:

- **61.0m @ 1.1% Li₂O** from 227.0m (TARC350D) (37.8m est. true width) including **31.0m @ 1.6% Li₂O** from 228.0m (19.2m est. true width)
- **50.0m @ 1.1% Li₂O** from 178.0m (TADD035) (est. true width) including **7.0m @ 2.0% Li₂O** from 187.0m
- **36.2m @ 1.6% Li₂O** from 200.8m (TARC341D) (29.0m est. true width) including **16.2m @ 2.2% Li₂O** from 200.8m (13.0m est. true width)
- **20.9m @ 1.1% Li₂O** from 268.1m (TARC373D) (est. true width) and **45.0m @ 1.1% Li₂O** from 339.0m (est. true width)
- **22.3m @ 1.3% Li₂O** from 197.0m (TADD040) (est. true width)

Results from Chewy included:

- **17.0m @ 1.1% Li₂O** from 7.0m (TADD051) (est. true width)
- **9.0m @ 1.5% Li₂O** from 40.9m (TADD042) (est. true width)

⁵ ASX announcement 08 October 2024: <https://wcsecure.weblink.com.au/pdf/WC8/02863500.pdf>

Results from The Hutt included:

- **27.0m @ 1.2% Li₂O** from 55.0m (TAMT001) (est. true width)
- **10.0m @ 1.3% Li₂O** from 3.0m (TAGT008) (est. true width)
- **7.0m @ 1.4% Li₂O** from 37.0m (TARC420) (est. true width)
- **8.0m @ 1.2% Li₂O** from 149m (TARC075) (est. true width)

Other true width intercepts received to date include:

- **105.3m @ 1.1% Li₂O** from 213.7m (TARC259AD), including **43.4m @ 1.4% Li₂O** from 239.0m;
- **84.8m @ 1.3% Li₂O** from 251.4m (TADD020), including **53.6m @ 1.5% Li₂O** from 251.4m;
- **54.9m @ 1.0% Li₂O** from 220.0m (TARC230D), including **31.9m @ 1.5% Li₂O** from 250.0m;
- **70.0m @ 1.1% Li₂O** from 265.0m (TADD021), including **41.0m @ 1.3% Li₂O** from 278.0m;
- **54.9m @ 1.1% Li₂O** from 262.7m (TARC277AD), including **39.1m @ 1.5% Li₂O** from 264.0m;
- **67.0m @ 1.1% Li₂O** from 351.0m (TARC265D);
- **45.0m @ 1.3% Li₂O** from 164.0m (TARC236), including **29.0m @ 1.4% Li₂O** from 180.0m;
- **68.0m @ 1.4% Li₂O** from 337m (TADD015, including **50m @ 1.5% Li₂O** from 338m;
- **58.7m @ 1.3% Li₂O** from 333.1m (TADD011), including **11.8m @ 2.3% Li₂O** from 362.2m;
- **43.0m @ 1.4% Li₂O** from 316.0m (TAARC348D), and **43.4m @ 1.1% Li₂O** from 412.0m;
- **54.4m @ 1.2% Li₂O** from 267.9m (TADD030), and **25.0m @ 1.2% Li₂O** from 363.9;
- **44.0m @ 1.1% Li₂O** from 189.0m (TARC353), including **31.0m @ 1.5% Li₂O** from 189.0m;
- **26.6m @ 1.5% Li₂O** from 305.5m (TARC346D);
- **135m @ 0.9% Li₂O** from 179m (TARC234D), including **99m @ 1.2% Li₂O** from 207m;
- **123.4m @ 0.9% Li₂O** from 350.7m (TARC245D), including **69.9m @ 1.2% Li₂O** from 399m;
- **111.4m at 0.9% Li₂O** from 246.6m (TARC161AD), including **60.3m at 1.4% Li₂O** from 297.8m;
- **94m @ 1.0% Li₂O** from 206m (TARC154AD), including **64.4m @ 1.3% Li₂O** from 225m;
- **94.8m at 0.9% Li₂O** from 361.9m (TARC264D), including **44.7m at 1.3% Li₂O** from 406.3m.
- **180m @ 1.1% Li₂O** from 206m (TARC148);
- **39m at 1.4% Li₂O** from 271m (TARC147);
- **73m at 1.1% Li₂O** from 266m (TARC246), including **10m at 2% Li₂O** from 328m;
- **70m at 1.0% Li₂O** from 183m (TARC145), including **47m at 1.5% Li₂O** from 183m;
- **85m at 1.3% Li₂O** from 167m (TARC144), Including **10m at 2.5% Li₂O** from 175m; and
- **85m at 1.5% Li₂O** from 133m (TARC128), Including **9m at 3.0% Li₂O** from 199m.

Bolt Cutter Project – Mallina Basin, Pilbara, WA

Wildcat has continued to grow its Bolt Cutter Project, which surrounds the Tabba Tabba Project and traverses the Mallina Basin District in the east and west Pilbara Terranes. It now exceeds 1,390km² comprising 100% owned tenements and applications. It is prospective for lithium mineralised pegmatites located proximal to the prolific Split Rock Supersuite granitoid rocks (these are thought to be the source rocks for LCT pegmatites in the district) and the package is also prospective for gold mineralisation (Figure 3).

During the quarter, the Company applied for 16 new tenements comprising 561km². Six 100% owned applications for 142km² were successfully made (E45/7008, E45/7016, E45/7044, E47/5244, E47/5245, and E47/5276). Four applications subject to a ballot were made (E45/7038, E47/5241, E47/5259 and E47/5260) and total 90km².

Two applications were made to consolidate 291km² of contiguous applications (some made during the December quarter and others made previously). Consolidation reduces costs and administration. Application E45/7035 was made to combine E45/6958, E45/6959, E45/6986 (applied for prior to the December quarter), and E45/7010 (applied for during the December quarter). Application E47/5270 was made to combine E47/5200 (applied for prior to the December quarter), E47/5253, E47/5254, and E47/5255 (applied for during the December quarter).

The company was unsuccessful in the ballot for E45/6771 and E45/6774 (18km²). This now brings Wildcat's Bolt Cutter tenement holding to 1,572km² (549km² 100% owned granted tenements, 840km² 100% owned tenement applications, and 183km² tenement applications subject to a ballot).

Assay results returned no significant intercepts for 3,132m of RC drilling at the Pilgangoora North Prospect located on E45/6155 and 672m of RC drilling at the Bolt Cutter East Prospect on E45/5612, which was completed in the September quarter.

Infill soil sampling was completed at the Bolt Cutter Central Prospect on E45/6205.

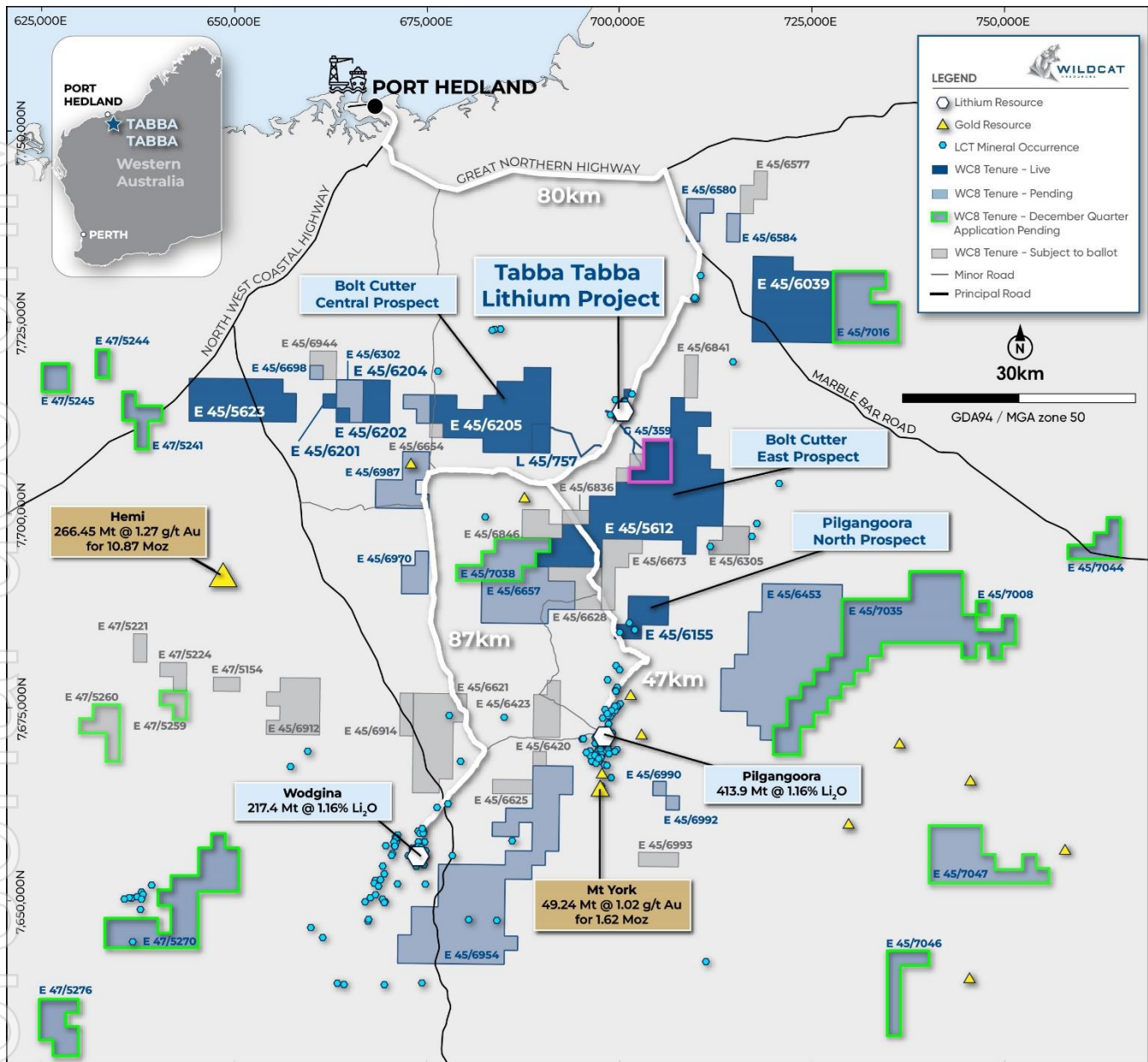


Figure 3 – Location of the Tabbatabba Lithium Project and the surrounding Bolt Cutter exploration tenements highlighting prospects worked on during the quarter and new tenement applications (green)

Mt Adrah Project – Lachlan Fold, NSW

The Mt Adrah Gold Project is in the Lachlan Fold Belt, 44km east of Wagga Wagga in southern New South Wales (Figure 6). The Mt Adrah Gold Project has an area of 493km², including some 52km of strike the Gilmore Suture Zone (associated with mineralisation at numerous large mines including Cowal gold deposit: 11Moz Au; Temora copper-gold deposit: 1.8Moz Au & 837kt Cu; and the Cobar goldfields).

The Mt Adrah Gold Project contains the significant Hobbs Pipe gold deposit which has a Mineral Resource estimate of 20.5Mt @ 1.1g/t Au for 770,000 oz of contained gold (Table 5). Hobbs Pipe appears to be part of a large intrusive complex which includes proximal high-grade reef-style mineralisation with intersections at depth including 10m @ 17.7 g/t Au from 506m (GHD009) at the Castor Reef Prospect and 1.2m @ 58.6 g/t Au from 624m (GHD011) at the White Deer Reef Prospect.

Since acquiring the Mt Adrah Project, Wildcat has confirmed that alteration and mineralisation associated with the intrusive complex extends for more than 1km away from Hobbs Pipe and includes numerous reduced monzodiorite dykes within a gold, arsenic and antimony rich exoskarn.

During the quarter, the Company audited its community consultation process and access agreements. It planned a structural and geochemical study to commence at the Yaven Prospect, which the Company intends to complete in the March quarter. The Company received notification that it was successful in its application to renew EL7844 for another six-year term and all tenements remain in good standing.

Other Activities

Wildcat continued project generation activities including tenement monitoring/applications (Appendix 1).

Corporate Activities

Board and Leadership

Fiona Van Maanen's appointment to the Wildcat board on 31 May 2024⁶ as a Non-Executive Director was ratified by shareholders at the Company's annual general meeting ("AGM") held on 20 November 2024. The re-election of Jeff Elliott as Wildcat's Non-Executive Chairman was also ratified by shareholders at the Company's AGM. All other resolutions were passed by shareholders at the meeting.

The Company appointed James Dornan as General Manager of Project Development.

Tabba Tabba Accommodation Camp

On 31 October 2024, the Company announced the acquisition of camp accommodation at Wildcat's Tabba Tabba Lithium Project from Topcamps (WA) Pty Ltd. Total consideration comprised \$1.5M cash in addition to the issue of 7,500,000 ordinary fully paid Wildcat shares. The issue of stock was ratified at the Company's AGM held on 20 November 2024.

Cashflows for the Quarter

Attached to this report is Appendix 5B containing the Company's cashflow statement for the quarter. The cashflows relating to the quarter included \$2.6M spent on exploration and evaluation expenditure, \$0.8M spent on project studies, \$1.5M spent on the acquisition of property, plant & equipment and \$1.4M spent on staff, administration, and corporate costs, including \$0.2M paid to related parties. The payments relate to the existing remuneration agreements for Executive and Non-Executive Directors.

The Company had net cash inflows from interest of \$0.76M.

As of 31 December 2024, the Company had available cash of approximately \$63.6M.

⁶ ASX announcement 31 May 2024: <https://wcsecure.weblink.com.au/pdf/WC8/02812627.pdf>

Activities for the Current Period

For the three months ending 31 March 2025, the Company plans to:

- Progress work towards completion of a Pre-Feasibility Study (PFS) at Tabba Tabba
- Progress the second phase of metallurgical test work
- Compile and lodge final documentation for environmental approval
- Progress metallurgical process design (process flow diagrams, mass balance, process design criteria) and a process operating cost model in preparation for PFS
- Continue regional exploration and target generation at Bolt Cutter and Mt Adrah and continue project review activities.

December 2024 Quarter – ASX Announcements

This Quarterly Activities Report contains information extracted from ASX market announcements reported in accordance with the 2012 edition of the “Australasian Code for Reporting of Exploration Results, Mineral Resources and Ore Reserves” (2012 JORC Code). Further details (including 2012 JORC Code reporting tables where applicable) of exploration results referred to in this Quarterly Activities Report can be found in the following announcements lodged on the ASX:

Title	Date
WILDCAT DELIVERS AUSTRALIA'S LARGEST UNDEVELOPED LITHIUM RESOURCE OF 74.1MT @ 1.0% Li ₂ O AT TABBA TABBA, WA	28 November 2024
WILDCAT HITS 84M AT 1.4% Li ₂ O AT LEIA; 61M AT 1.1% Li ₂ O AT LUKE; NEAR-SURFACE MINERALISATION AT CHEWY & HUTT	08 October 2024

The announcements can be viewed on the Company's website www.wildcatresources.com.au under the Investors tab.

Wildcat confirms that it is not aware of any new information or data that materially affects the information included in any original ASX announcement.

- ENDS -

This announcement has been authorised by the Board of Directors of the Company.

FOR FURTHER INFORMATION, PLEASE CONTACT:

AJ Saverimutto

Managing Director

Tel: +61 (8) 6555 2950

info@wildcatresources.com.au

Matthew Banks

Executive Director

Tel: +61 (8) 6555 2950

info@wildcatresources.com.au

Nathan Ryan

NWR Communications

Tel: +61 420 582 887

nathan.ryan@

nwrcommunications.com.au

ABOUT TABBA TABBA

The Tabba Tabba Lithium Project has a spodumene dominant JORC 2012 MRE of 74.1Mt at 1.0% Li₂O (at a 0.45% Li₂O cut-off grade) and a tantalum resource of 1.2Mt at 482ppm Ta₂O₅ (at a 200ppm Ta₂O₅ cut-off grade)⁷ (Table 3 and Table 4). Mineralisation outcrops at surface and the extensive pegmatite system is more than 3km long, with potential for further discovery at depth. In July 2024⁸ the Company announced stage 1 metallurgical flotation test results of 79% to 84% at head grades of 1.0% to 1.4% Li₂O to produce a 5.5% Li₂O concentrate with low iron and no deleterious elements. 94% of the 2024 MRE is in the high confidence Indicated category, and 63% of the resource is contained within the giant Leia Pegmatite, which is up to 180m true width.

It is an advanced lithium and tantalum exploration project that is located on granted Mining Leases just 80km by road from the port of Port Hedland, Western Australia. It is nearby some of the world's largest hard-rock lithium mines (47km by road from the 414Mt Pilgangoora Project⁹ and 87km by road to the 259Mt Wodgina Project¹⁰).

The Tabba Tabba project was one of four significant LCT pegmatite projects in WA, previously owned by Sons of Gwalia. The others were Greenbushes, Pilgangoora and Wodgina which are now Tier-1 hard-rock lithium mines. Tabba Tabba is the last of these assets to be explored for lithium mineralisation.

In July 2023, Wildcat commenced an RC drilling program to systematically explore the Tabba Tabba mining tenement package for lithium mineralisation¹¹. A major lithium discovery was announced by the Company on 18 September 2023¹² after assay results confirmed thick intersections of lithium mineralised pegmatites were returned from multiple RC holes in the central and northern pegmatite clusters. Wildcat is continuing with an aggressive and systematic campaign of RC and DD drilling across the Mining Leases and to explore, evaluate and progress towards a maiden ore reserve estimate at this very significant lithium project.

On 12 October 2023, Wildcat announced it has successfully completed the acquisition of the Project.

ABOUT BOLT CUTTER

Wildcat's Bolt Cutter Project comprises more than 1,390km² of 100% owned tenements and applications, and more than 180km² of applications subject to a ballot, which are considered highly prospective for lithium and gold mineralisation. The tenements are located in positions proximal to the Split Rocks Supersuite granitoid complex (considered a fertile source of LCT-type pegmatites) and on regional structures along strike from the 414Mt Pilgangoora¹³ and 259Mt Wodgina¹⁴ lithium projects; and in strategic positions on the Berghaus Shear along trend from the 6.8Moz Hemi gold deposit discovered by De Grey Mining (ASX: DEG). Wildcat continues to advance early-stage exploration across its Bolt Cutter landholding.

⁷ ASX announcement 28 November 2024: <https://wcsecure.weblink.com.au/pdf/WC8/02887042.pdf>

⁸ ASX announcement 16 July 2024: <https://wcsecure.weblink.com.au/pdf/WC8/02828153.pdf>

⁹ Pilbara Minerals Ltd ASX announcement 7 August 2023: <https://pls.irmau.com/site/pdf/3c3567af-c373-4c3c-ba7a-af0bc2034431/Substantial-Increase-in-Mineral-Resource.pdf>

¹⁰ Mineral Resources Ltd ASX announcement 23 October 2018: <http://clients3.weblink.com.au/pdf/MIN/02037855.pdf>

¹¹ ASX announcement 14 July 2023: <https://www.investi.com.au/api/announcements/wc8/0d6e63aa-fbc.pdf>

¹² ASX announcement 18 September 2023: <https://www.investi.com.au/api/announcements/wc8/bd9e13dc-76f.pdf>

¹³ Pilbara Minerals Ltd ASX announcement 6 September 2021: <http://www.pilbaraminerals.com.au/site/PDF/248fb0ec-acb0-4026-87e8-d278ea3ab5dc/SignificantIncreaseinPilgangooraResource>

¹⁴ Mineral Resources Ltd ASX announcement 23 October 2018: <http://clients3.weblink.com.au/pdf/MIN/02037855.pdf>

ABOUT MT ADRAH

Wildcat holds the Mount Adrah Gold Project ("**Mount Adrah**"), a highly prospective 500km² tenement package located within the well-endowed Lachlan Orogen region in NSW. The project includes the Hobbs Pipe gold deposit which has a Mineral Resource estimate of **20.5Mt @ 1.1g/t Au for 770,000 oz** of contained gold (Table 5). Hobbs Pipe is a monzodiorite-hosted intrusion-related gold deposit (IRGS) with similarities to the IRGS gold systems that occur in the Alaskan Tintina Province, which includes the 16Moz Fort Knox Gold Mine.

In addition to Hobbs Pipe, several high-grade gold reef systems have been identified by historic artisanal workings and limited exploration drilling, including down-hole intercepts such as **10m @ 17.7 g/t Au from 506m (GHD009)** at the Castor Reef Prospect, about 200m north-east of Hobbs Pipe, and **1.2m @ 58.6 g/t Au from 624m (GHD011)** at the White Deer Reef Prospect, a further 150m to the north-east of the GHD009 intercept. The drill-hole intervals are interpreted to align with the artisanal workings. Quartz vein reef-style targets were identified as targets of interest in a study by prior owners in 2016. Results on the follow-up work done on some of these targets have been promising to date. Outside of the immediate Hobbs Pipe area, the project has had little exploration activity since the 1990's, with several areas of surface gold anomalies yet to be followed up with drilling.

Forward-Looking Statements

This document may include forward-looking statements. Forward-looking statements include, but are not limited to, statements concerning Wildcat Resources Limited's planned exploration program and other statements that are not historical facts. When used in this document, the words such as "could," "plan," "estimate," "expect," "intend," "may", "potential," "should," and similar expressions are forward-looking statements. Although Wildcat Resources Limited believes that its expectations reflected in these forward-looking statements are reasonable, such statements involve risks and uncertainties and no assurance can be given that actual results will be consistent with these forward-looking statements.

Competent Person's Statement

The information in this report that relates to Exploration Results and Mineral Resources is based on, and fairly represents, information compiled by Samuel Ekins, a Competent Person who is a Member of the Australian Institute of Mining and Metallurgy (AusIMM). Mr Ekins is a full-time employee of Wildcat Resources Limited. Mr Ekins has sufficient experience that is relevant to the style of mineralisation and type of deposit under consideration, and to the activity being undertaken to qualify as a Competent Person as defined in the 2012 Edition of the JORC Code. Mr Ekins consents to the inclusion in the report of the matters based on his information in the form and context in which it appears.

ASX Listing Rule Information

Table 3 – Tabbatabba Lithium JORC (2012) Mineral Resource estimate as at 28 November 2024 (using 0.45% Li₂O cut-off).

Category	Tonnes (Mt)	Li ₂ O (%)	Ta ₂ O ₅ (ppm)	Fe ₂ O ₃ (%)	Li ₂ O (T)	Ta ₂ O ₅ (lb)
Indicated	70.0	1.01	53	0.64	709,100	9,948,600
Inferred	4.1	0.76	65	0.88	31,100	724,700
Total	74.1	1.00	54	0.65	740,200	10,673,300

Notes:

-Reported above a Li₂O cut-off grade of 0.45%. Appropriate rounding applied.

Wildcat announced the Tabba Tabba Lithium Project JORC (2012) Mineral Resource estimate reported in Table 3 on 28 November 2024¹⁵.

Table 4 – Tabba Tabba Tantalum JORC (2012) Mineral Resource estimate as at 27 November 2024 (using a 200ppm Ta₂O₅ cut-off).

Category	Tonnes (Mt)	Li ₂ O (%)	Ta ₂ O ₅ (ppm)	Fe ₂ O ₃ (%)	Li ₂ O (T)	Ta ₂ O ₅ (lb)
Indicated	1.19	0.09	482	0.74	1,073	1,267,600
Inferred	0.01	0.05	445	2.50	5	9,700
Total	1.20	0.09	482	0.76	1,078	1,277,300

Notes:

-Reported above a Ta₂O₅ cut-off grade of 200ppm Ta₂O₅. Appropriate rounding applied.

-Only the Tabba Tabba Pegmatite domain contributes to the Tabba Tabba Tantalum Resource. All other domains are excluded.

A 2012 JORC compliant tantalum mineral resource for the Tabba Tabba Project was announced by Pilbara Minerals in January 2015¹⁶ comprising a combined measured, indicated and inferred resource of 318.1Kt at 950ppm Ta₂O₅ for 666,200lbs of contained Ta₂O₅ at a 400ppm Ta₂O₅ lower cut-off grade and 6,000ppm Ta₂O₅ upper cut off grade. Wildcat announced the updated Tabba Tabba Tantalum JORC (2012) Mineral Resource estimate reported in Table 4 on 28 November 2024¹⁷.

Table 5 – JORC (2012) Mineral Resources estimate for the Hobbs Pipe Gold Deposit

Resource Classification	Depth Below Surface	Oxidation Zone	COG Au (g/t)	Tonnes (Mt)	Grade (g/t Au)	Contained Gold (oz)
Indicated	0 – 150m	Oxides	0.4	0.6	0.9	18,000
		Fresh	0.9	3.0	1.0	96,000
	150 – 700m	Fresh	0.9	8.5	1.2	320,000
TOTAL INDICATED RESOURCES				12.1	1.1	440,000
Inferred	0 – 150m	Fresh	0.5	0.2	0.6	39,000
	150 – 700m	Fresh	0.9	8.2	1.1	290,000
TOTAL INFERRED RESOURCES				8.4	1.1	330,000
TOTAL RESOURCES				20.5	1.1	770,000

Notes:

The Hobbs Pipe Mineral Resource was first reported in an announcement by former Mount Adrah owners Sovereign Gold Company Ltd (ASX Announcement 27 December 2013). The Company confirms that it is not aware of any new information or data that materially affects the information included in the original market announcements and, in the case of estimates of Mineral Resources, that all material assumptions and technical parameters underpinning the estimates in the original market announcements continue to apply and have not materially changed. The company confirms that the form and context in which the competent persons findings have not been materially modified from the original announcement.

¹⁵ ASX announcement 28 November 2024: <https://wcsecure.weblink.com.au/pdf/WC8/02887042.pdf>

¹⁶ Pilbara Minerals Ltd ASX announcement 19 January 2015: https://cdn-api.markitdigital.com/apiman-gateway/ASX/asx-research/1.0/file/2995-01591791-6A706666?access_token=83ff96335c2d45a094df02a206a39ff4

¹⁷ ASX announcement 28 November 2024: <https://wcsecure.weblink.com.au/pdf/WC8/02887042.pdf>

APPENDIX 1 - INTEREST IN MINING TENEMENTS

Interest in Mining Tenements (applications made during December quarter in bold)

Tenement ID	Status	Project Name	Jurisdiction	Interest at beginning of quarter	Interest acquired or disposed	Interest at the end of the quarter
EL 6372	Granted	Mt Adrah	Lachlan Belt, NSW	100%	-	100%
EL 7844	Granted	Mt Adrah	Lachlan Belt, NSW	100%	-	100%
EL 8606	Granted	Mt Adrah	Lachlan Belt, NSW	100%	-	100%
EL 9063	Granted	Mt Adrah	Lachlan Belt, NSW	100%	-	100%
E45/5612	Granted	Bolt Cutter	Pilbara, WA	100%	-	100%
E45/5623	Granted	Bolt Cutter	Pilbara, WA	100%	-	100%
E45/6039	Granted	Bolt Cutter	Pilbara, WA	100%	-	100%
E45/6155	Granted	Bolt Cutter	Pilbara, WA	100%	-	100%
E45/6201	Granted	Bolt Cutter	Pilbara, WA	100%	-	100%
E45/6202	Granted	Bolt Cutter	Pilbara, WA	100%	-	100%
E45/6204	Granted	Bolt Cutter	Pilbara, WA	100%	-	100%
E45/6205	Granted	Bolt Cutter	Pilbara, WA	100%	-	100%
L45/0323	Granted	Tabba Tabba	Pilbara, WA	100%	-	100%
L45/0329	Granted	Tabba Tabba	Pilbara, WA	100%	-	100%
L45/0757	Granted	Tabba Tabba	Pilbara, WA	100%	-	100%
M45/0354	Granted	Tabba Tabba	Pilbara, WA	100%	-	100%
M45/0375	Granted	Tabba Tabba	Pilbara, WA	100%	-	100%
M45/0376	Granted	Tabba Tabba	Pilbara, WA	100%	-	100%
M45/0377	Granted	Tabba Tabba	Pilbara, WA	100%	-	100%
E52/4326	Granted	Lawson Well	Murchison, WA	100%	-	100%
E52/4327	Granted	Lawson Well	Murchison, WA	100%	-	100%
E52/4328	Granted	Lawson Well	Murchison, WA	100%	-	100%
E52/4329	Granted	Lawson Well	Murchison, WA	100%	-	100%
E74/0760	Granted	Sauron	South Coast, WA	100%	-	100%
E74/0815	Pending	Sauron	South Coast, WA	-	-	-
E74/0816	Pending	Sauron	South Coast, WA	-	-	-
E45/6273#	Pending	Bolt Cutter	Pilbara, WA	-	-	-
E45/6302	Pending	Bolt Cutter	Pilbara, WA	-	-	-
E45/6303	Pending	Bolt Cutter	Pilbara, WA	-	-	-
E45/6305#	Pending	Bolt Cutter	Pilbara, WA	-	-	-
E45/6420#	Pending	Bolt Cutter	Pilbara, WA	-	-	-
E45/6423#	Pending	Bolt Cutter	Pilbara, WA	-	-	-
E45/6453	Pending	Bolt Cutter	Pilbara, WA	-	-	-
E45/6580	Pending	Bolt Cutter	Pilbara, WA	-	-	-
E45/6584	Pending	Bolt Cutter	Pilbara, WA	-	-	-
E45/6625	Pending	Bolt Cutter	Pilbara, WA	-	-	-
E45/6628	Pending	Bolt Cutter	Pilbara, WA	-	-	-
E45/6657	Pending	Bolt Cutter	Pilbara, WA	-	-	-
E45/6698	Pending	Bolt Cutter	Pilbara, WA	-	-	-
E45/6771*	Pending	Bolt Cutter	Pilbara, WA	-	100%	0%
E45/6774*	Pending	Bolt Cutter	Pilbara, WA	-	100%	0%
E45/6841	Pending	Bolt Cutter	Pilbara, WA	-	-	-
E45/6914	Pending	Bolt Cutter	Pilbara, WA	-	-	-
E45/6958>	Pending	Bolt Cutter	Pilbara, WA	-	100%	0%
E45/6959>	Pending	Bolt Cutter	Pilbara, WA	-	100%	0%

Tenement ID	Status	Project Name	Jurisdiction	Interest at beginning of quarter	Interest acquired or disposed	Interest at the end of the quarter
E45/6970	Pending	Bolt Cutter	Pilbara, WA	-	-	-
E45/6986>	Pending	Bolt Cutter	Pilbara, WA	-	-	-
E45/6987	Pending	Bolt Cutter	Pilbara, WA	-	-	-
E45/6990#	Pending	Bolt Cutter	Pilbara, WA	-	-	-
E45/6992#	Pending	Bolt Cutter	Pilbara, WA	-	-	-
E45/6993#	Pending	Bolt Cutter	Pilbara, WA	-	-	-
E45/7008	Pending	Bolt Cutter	Pilbara, WA	0%	100%	-
E45/7010>	Pending	Bolt Cutter	Pilbara, WA	-	100%	0%
E45/7016	Pending	Bolt Cutter	Pilbara, WA	0%	100%	-
E45/7035	Pending	Bolt Cutter	Pilbara, WA	0%	100%	-
E45/7038#	Pending	Bolt Cutter	Pilbara, WA	0%	100%	-
E45/7044	Pending	Bolt Cutter	Pilbara, WA	0%	100%	-
E47/5154#	Pending	Bolt Cutter	Pilbara, WA	-	-	-
E47/5200>	Pending	Bolt Cutter	Pilbara, WA	-	100%	0%
E47/5221#	Pending	Bolt Cutter	Pilbara, WA	-	-	-
E47/5224#	Pending	Bolt Cutter	Pilbara, WA	-	-	-
E47/5241#	Pending	Bolt Cutter	Pilbara, WA	0%	100%	-
E47/5244	Pending	Bolt Cutter	Pilbara, WA	0%	100%	-
E47/5245	Pending	Bolt Cutter	Pilbara, WA	0%	100%	-
E47/5253>	Pending	Bolt Cutter	Pilbara, WA	-	100%	0%
E47/5254>	Pending	Bolt Cutter	Pilbara, WA	-	100%	0%
E47/5255>	Pending	Bolt Cutter	Pilbara, WA	-	100%	0%
E47/5259#	Pending	Bolt Cutter	Pilbara, WA	0%	100%	-
E47/5260#	Pending	Bolt Cutter	Pilbara, WA	0%	100%	-
E47/5270	Pending	Bolt Cutter	Pilbara, WA	0%	100%	-
E47/5276	Pending	Bolt Cutter	Pilbara, WA	0%	100%	-
G45/0359	Granted	Bolt Cutter	Pilbara, WA	-	100%	100%
L45/0756	Pending	Bolt Cutter	Pilbara, WA	-	-	-
L45/0758	Pending	Bolt Cutter	Pilbara, WA	-	-	-
L45/0759	Pending	Bolt Cutter	Pilbara, WA	-	-	-
L45/0810	Pending	Bolt Cutter	Pilbara, WA	-	-	-
E08/3559	Pending	Tirrawarra	Gascoyne, WA	-	-	-
E08/3674	Pending	Tirrawarra	Gascoyne, WA	-	-	-
E36/1110#	Pending	Kaluwiri	Eastern Goldfields, WA	-	-	-
E36/1111#	Pending	Kaluwiri	Eastern Goldfields, WA	-	-	-
E36/1112#	Pending	Kaluwiri	Eastern Goldfields, WA	-	-	-
E36/1113#	Pending	Kaluwiri	Eastern Goldfields, WA	-	-	-
E80/5772	Pending	Carr Boyd	Kimberley, WA	-	-	-
P15/6771	Pending	Comet	Eastern Goldfields, WA	-	-	-
P15/6910	Pending	Comet	Eastern Goldfields, WA	-	-	-
P15/6921#	Pending	Comet	Eastern Goldfields, WA	-	-	-
P15/6945	Pending	Comet	Eastern Goldfields, WA	0%	100%	-

> Consolidated tenement; * Tenement beaten in ballot; #Tenement subject to ballot/warden

Appendix 5B

Mining exploration entity or oil and gas exploration entity quarterly cash flow report

Name of entity

Wildcat Resources Limited

ABN

65 098 236 938

Quarter ended ("current quarter")

31 December 2024

Consolidated statement of cash flows	Current quarter \$A'000	Year to date (6 months) \$A'000
1. Cash flows from operating activities		
1.1 Receipts from customers		
1.2 Payments for		
(a) exploration & evaluation	-	-
(b) development	-	-
(c) production	-	-
(d) staff costs	(632)	(1,162)
(e) administration and corporate costs	(770)	(1,192)
1.3 Dividends received (see note 3)	-	-
1.4 Interest received	814	1,694
1.5 Interest and other costs of finance paid	(57)	(112)
1.6 Income taxes paid	-	-
1.7 Government grants and tax incentives	-	-
1.8 Other	-	-
1.9 Net cash from / (used in) operating activities	(645)	(772)

2. Cash flows from investing activities		
2.1 Payments to acquire or for:		
(a) entities	-	-
(b) tenements	-	-
(c) property, plant and equipment	(1,508)	(1,538)
(d) exploration & evaluation	(2,641)	(9,515)
(e) investments	-	-
(f) other non-current assets	-	-

Mining exploration entity or oil and gas exploration entity quarterly cash flow report

Consolidated statement of cash flows		Current quarter \$A'000	Year to date (6 months) \$A'000
2.2	Proceeds from the disposal of:		
	(a) entities	-	-
	(b) tenements	-	-
	(c) property, plant and equipment	-	-
	(d) investments	-	-
	(e) other non-current assets	-	-
2.3	Cash flows from loans to other entities	-	-
2.4	Dividends received (see note 3)	-	-
2.5	Other (Project Studies)	(793)	(1,292)
2.6	Net cash from / (used in) investing activities	(4,942)	(12,345)
3.	Cash flows from financing activities		
3.1	Proceeds from issues of equity securities (excluding convertible debt securities)	-	-
3.2	Proceeds from issue of convertible debt securities	-	-
3.3	Proceeds from exercise of options	375	375
3.4	Transaction costs related to issues of equity securities or convertible debt securities	(27)	(27)
3.5	Proceeds from borrowings	-	-
3.6	Repayment of borrowings	-	-
3.7	Transaction costs related to loans and borrowings	-	-
3.8	Dividends paid	-	-
3.9	Other (provide details if material) – Lease principal	(403)	(783)
3.10	Net cash from / (used in) financing activities	(55)	(435)
4.	Net increase / (decrease) in cash and cash equivalents for the period		
4.1	Cash and cash equivalents at beginning of period	69,272	77,182
4.2	Net cash from / (used in) operating activities (item 1.9 above)	(645)	(772)
4.3	Net cash from / (used in) investing activities (item 2.6 above)	(4,942)	(12,345)

Mining exploration entity or oil and gas exploration entity quarterly cash flow report

Consolidated statement of cash flows		Current quarter \$A'000	Year to date (6 months) \$A'000
4.4	Net cash from / (used in) financing activities (item 3.10 above)	(55)	(435)
4.5	Effect of movement in exchange rates on cash held	-	-
4.6	Cash and cash equivalents at end of period	63,630	63,630

5.	Reconciliation of cash and cash equivalents at the end of the quarter (as shown in the consolidated statement of cash flows) to the related items in the accounts	Current quarter \$A'000	Previous quarter \$A'000
5.1	Bank balances	18,620	19,262
5.2	Call deposits	45,010	50,010
5.3	Bank overdrafts	-	-
5.4	Other (provide details)	-	-
5.5	Cash and cash equivalents at end of quarter (should equal item 4.6 above)	63,630	69,272

6.	Payments to related parties of the entity and their associates	Current quarter \$A'000
6.1	Aggregate amount of payments to related parties and their associates included in item 1	(207)
6.2	Aggregate amount of payments to related parties and their associates included in item 2	-
<i>Note: if any amounts are shown in items 6.1 or 6.2, your quarterly activity report must include a description of, and an explanation for, such payments.</i>		

For personal use only

Mining exploration entity or oil and gas exploration entity quarterly cash flow report

7. Financing facilities <i>Note: the term "facility" includes all forms of financing arrangements available to the entity. Add notes as necessary for an understanding of the sources of finance available to the entity.</i>	Total facility amount at quarter end \$A'000	Amount drawn at quarter end \$A'000
7.1 Loan facilities	-	-
7.2 Credit standby arrangements	-	-
7.3 Other (please specify)	-	-
7.4 Total financing facilities	-	-
7.5 Unused financing facilities available at quarter end		-
7.6 Include in the box below a description of each facility above, including the lender, interest rate, maturity date and whether it is secured or unsecured. If any additional financing facilities have been entered into or are proposed to be entered into after quarter end, include a note providing details of those facilities as well.		

8. Estimated cash available for future operating activities	\$A'000
8.1 Net cash from / (used in) operating activities (item 1.9)	(645)
8.2 (Payments for exploration & evaluation classified as investing activities) (item 2.1(d))	(2,641)
8.3 Total relevant outgoings (item 8.1 + item 8.2)	(3,286)
8.4 Cash and cash equivalents at quarter end (item 4.6)	63,630
8.5 Unused finance facilities available at quarter end (item 7.5)	-
8.6 Total available funding (item 8.4 + item 8.5)	63,630
8.7 Estimated quarters of funding available (item 8.6 divided by item 8.3)	19.36
<i>Note: if the entity has reported positive relevant outgoings (ie a net cash inflow) in item 8.3, answer item 8.7 as "N/A". Otherwise, a figure for the estimated quarters of funding available must be included in item 8.7.</i>	
8.8 If item 8.7 is less than 2 quarters, please provide answers to the following questions:	
8.8.1 Does the entity expect that it will continue to have the current level of net operating cash flows for the time being and, if not, why not?	
Answer: N/A	
8.8.2 Has the entity taken any steps, or does it propose to take any steps, to raise further cash to fund its operations and, if so, what are those steps and how likely does it believe that they will be successful?	
Answer: N/A	

Mining exploration entity or oil and gas exploration entity quarterly cash flow report

8.8.3 Does the entity expect to be able to continue its operations and to meet its business objectives and, if so, on what basis?

Answer: N/A

Note: where item 8.7 is less than 2 quarters, all of questions 8.8.1, 8.8.2 and 8.8.3 above must be answered.

Compliance statement

- 1 This statement has been prepared in accordance with accounting standards and policies which comply with Listing Rule 19.11A.
- 2 This statement gives a true and fair view of the matters disclosed.

Date:22 January 2025.....

Authorised by: ..Board of Directors.....
(Name of body or officer authorising release – see note 4)

Notes

1. This quarterly cash flow report and the accompanying activity report provide a basis for informing the market about the entity's activities for the past quarter, how they have been financed and the effect this has had on its cash position. An entity that wishes to disclose additional information over and above the minimum required under the Listing Rules is encouraged to do so.
2. If this quarterly cash flow report has been prepared in accordance with Australian Accounting Standards, the definitions in, and provisions of, *AASB 6: Exploration for and Evaluation of Mineral Resources* and *AASB 107: Statement of Cash Flows* apply to this report. If this quarterly cash flow report has been prepared in accordance with other accounting standards agreed by ASX pursuant to Listing Rule 19.11A, the corresponding equivalent standards apply to this report.
3. Dividends received may be classified either as cash flows from operating activities or cash flows from investing activities, depending on the accounting policy of the entity.
4. If this report has been authorised for release to the market by your board of directors, you can insert here: "By the board". If it has been authorised for release to the market by a committee of your board of directors, you can insert here: "By the [name of board committee – eg Audit and Risk Committee]". If it has been authorised for release to the market by a disclosure committee, you can insert here: "By the Disclosure Committee".
5. If this report has been authorised for release to the market by your board of directors and you wish to hold yourself out as complying with recommendation 4.2 of the ASX Corporate Governance Council's *Corporate Governance Principles and Recommendations*, the board should have received a declaration from its CEO and CFO that, in their opinion, the financial records of the entity have been properly maintained, that this report complies with the appropriate accounting standards and gives a true and fair view of the cash flows of the entity, and that their opinion has been formed on the basis of a sound system of risk management and internal control which is operating effectively.

For personal use only