

23 January 2025

QUARTERLY ACTIVITIES REPORT FOR THE PERIOD ENDED 31 DECEMBER 2024

Key Points

- Diamond drilling designed to provide geotechnical information to aid pit designs for the Gum Creek Feasibility Study (Study) is continuing and expected to be completed by the end of January 2025.
- Diamond drilling immediately down plunge of a previous **52m @ 5.9g/t Au from 91m¹** drill intercept at the Wedge Prospect has been completed with all assays pending.
- Approximately 10,000m of infill and extension RC drilling across all deposits included in the Study is set to commence early in February 2025. This drilling is aimed at upgrading the resource confidence across the Project's 2.14 million ounce gold resource, and testing the extension of high priority targets including the open down plunge position of a previous drill intercept of **24m @ 3.7g/t Au from 124m²** at the Hawk Prospect.
- Work on the Gum Creek Gold Project Feasibility Study (Study) is continuing with a focus on geotechnical studies, comminution test work, further metallurgical sampling, environmental surveys and Project water management strategies.

Horizon Gold Limited (ASX: **HRN**) (**Horizon** or the **Company**) is focussed on progressing its exploration and development activities at the 100%-owned Gum Creek Gold Project (**Gum Creek** or the **Project**) located in the Mid-West Region of Western Australia (Figure 1). Gum Creek has historically produced more than 1 million ounces of gold and currently hosts a gold resource of **44.45Mt @ 1.50g/t Au for 2.14 million ounces³**. The Project currently covers 473km² of granted tenure over the highly prospective and underexplored Gum Creek greenstone belt, which contains 37 open pit and three underground gold mines.

During the quarter, nine diamond holes for 1,090m were completed across nine prospects including Wedge, Swift, Eagle, Kingfisher, Hawk, Heron South, Hyperno, Reliance and Think Big. The program is providing important geotechnical information to aid in the design of open pits for the ongoing Gum Creek Feasibility Study. The diamond drill program is expected to be completed by the end of January with geotechnical logging, rock strength testing and gold analysis to be completed early in March 2025. The drilling has also tested a high priority target immediately along strike and down plunge of a previous

¹ Refer to Horizon Gold Ltd ASX Announcement titled "Spectacular High Grade Gold Intercept returned from the Wedge Prospect" dated 16 November 2022. CP L Ryan

² Refer to Horizon Gold Ltd ASX Announcement titled "High Grades and Wide Gold Intercepts Returned from RC Drilling" dated 19 September 2022. CP L Ryan

³ Refer to Horizon Gold Limited ASX Announcement dated 15 May 2023 titled "19% Increase in Resources at Gum Creek Project".

broad, high grade gold intercept of **52m @ 5.9g/t Au from 91m to EOH** including **13m @ 16.7g/t Au** from 123m (WERC002) at the Wedge Prospect (see Figure 2). All assay results are pending.

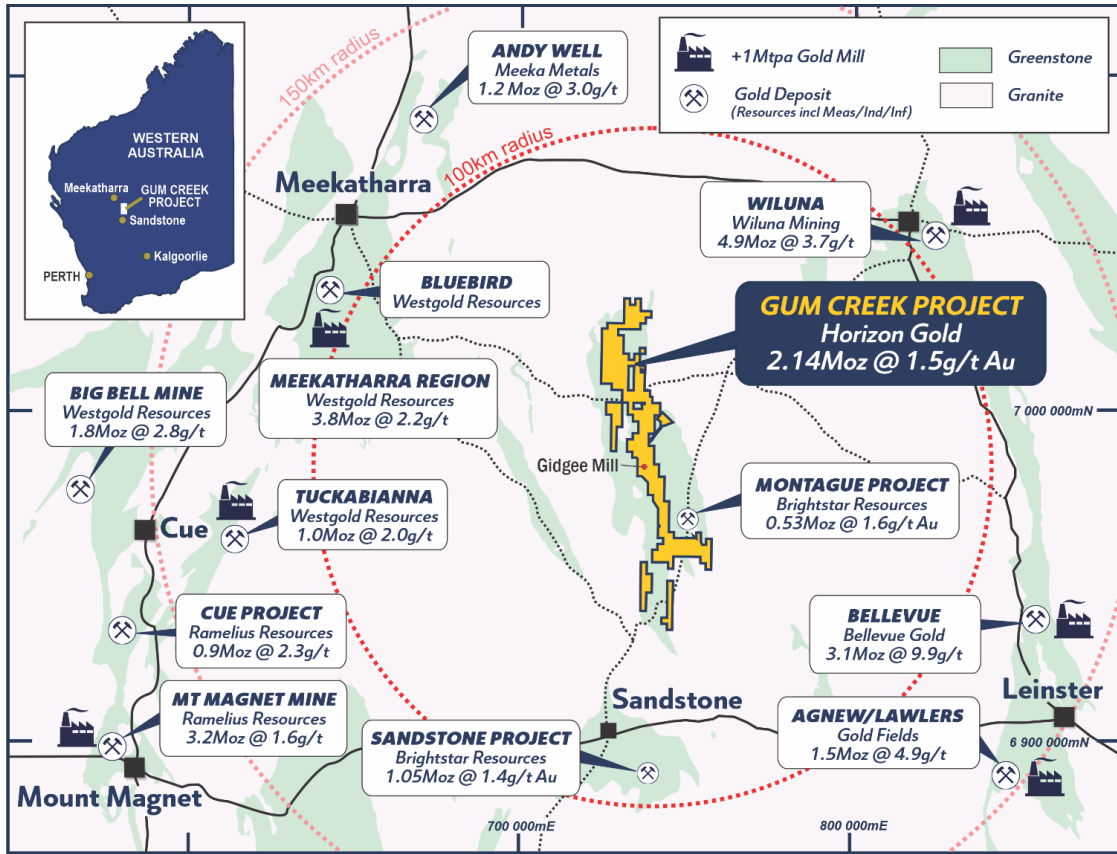


Figure 1: Gum Creek Gold Project and surrounding gold resources and operating gold processing facilities.

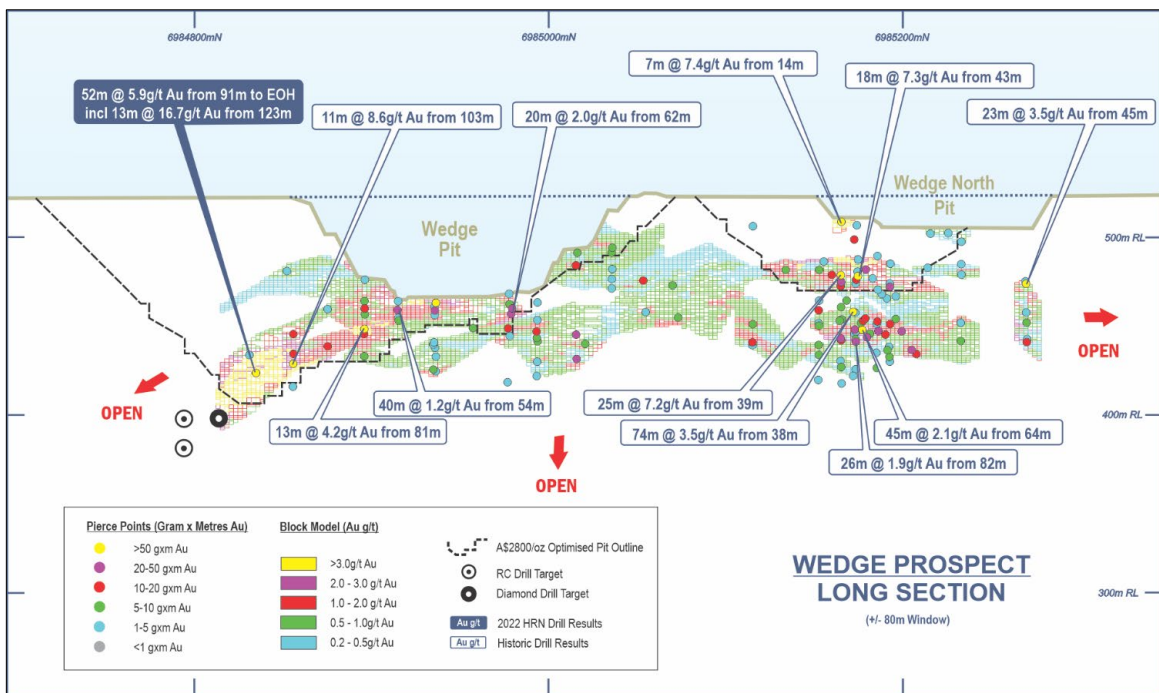


Figure 2: Wedge Prospect long section showing gold intercept gram x metre pierce points, historic open pit, A\$2,800/oz optimised pit shell, block model and proposed diamond and RC drilling mineralisation pierce points.

For personal use only

Following completion of the diamond drilling, approximately 10,000m of infill and extension RC drilling will commence across all deposits included in the Gum Creek Feasibility Study. This drill program will enhance the geological and resource confidence level across the Project's 2.14 million ounce gold resource and test high priority targets including the open down plunge position of a previous drill intercept of **24m @ 3.7g/t Au** from 124m including **11m @ 7.6g/t Au** from 125m (HKRC001) at the Hawk Prospect (see Figure 3). RC drilling will be completed at 15 existing resource areas and at Eagles Peak South where there is potential for a maiden resource to be defined. The RC program drilling will begin early in February 2025 and is expected to be completed within 6 to 8 weeks of commencement.

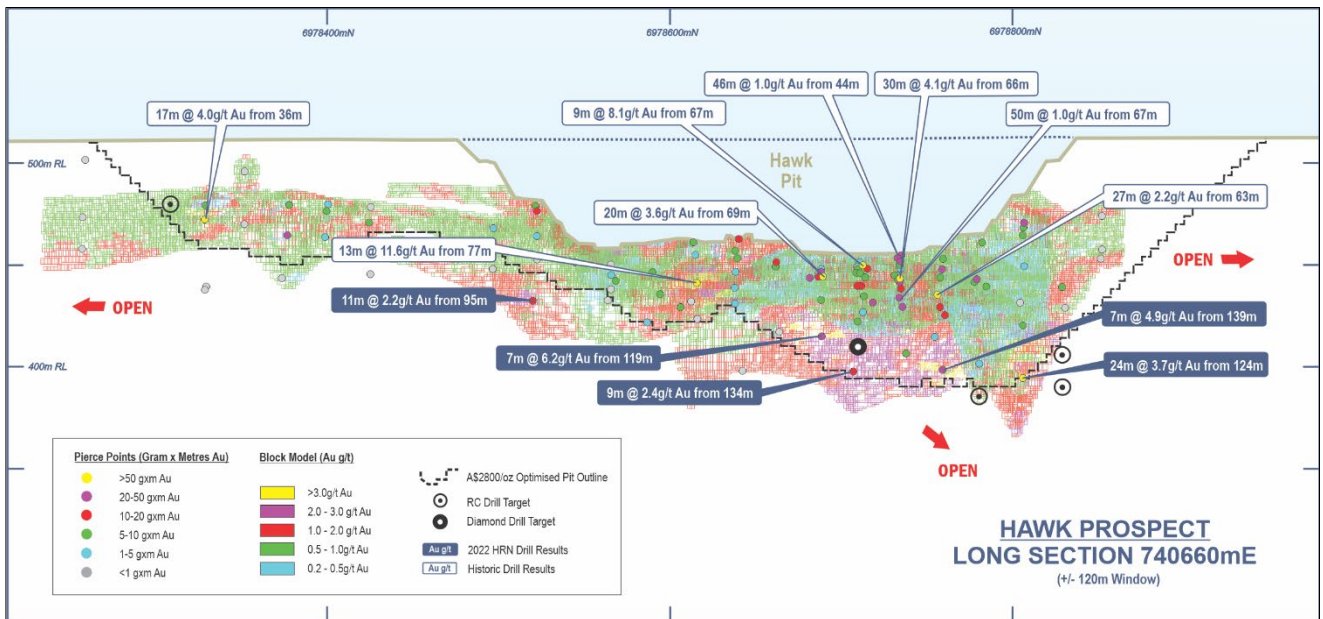


Figure 3: Hawk Prospect long section showing gold intercept gram x metre pierce points, historic open pit, A\$2,800/oz optimised pit shell, block model and proposed diamond and RC drilling mineralisation pierce points.

Work on the Gum Creek Gold Project Feasibility Study is continuing with a focus on geotechnical studies, comminution test work, further metallurgical sampling, environmental survey evaluations and planning and Project water management strategies. The Company believes the Gum Creek Gold Project can be a robust, viable stand-alone mining operation and the work completed during the quarter has significantly advanced the Study.

The Project has significant upside including excellent potential to extend the 10-year Gum Creek Scoping Study mine life through resource expansion drilling and underground mining. Underground mining options and economic evaluations on the Swan/Swift, Kingfisher, Omega and Wilsons deposits are yet to be completed, and additional drilling at the 12 open pitable resource areas not included in the Scoping Study will likely increase the resource size of these deposits and elevate them to an economically viable status, further enhancing the positive financial outcomes of the Gum Creek Gold Project.

Corporate

Sale of Alto Metals Limited Shares

In November 2024 the Company sold its entire shareholding in Alto Metals Limited (ASX:AME) totalling 60,764,746 shares for total consideration of \$5.16 million following acquisition of the shares in July 2023 for \$3.17 million.

Funding

Following the sale of Alto Metals Limited shares the Company repaid in full the short-term loan facility from Zeta Resources Limited (Horizon's major shareholder) of \$1,200,000 plus interest in November 2024.

Additional ASX Listing Rule Disclosures

As required by ASX Listing Rule 5.3, the Company advises it spent \$637,000 on exploration and evaluation activities during the quarter. The expenditure is predominantly related to costs associated with diamond drilling, further economic evaluation of the Gum Creek Gold Project, and ongoing tenement rents and rates. There was no mining development or production activities conducted during the quarter.

The total amount paid to directors of the entity and their related parties and associates (Section 6 of Appendix 5B) was \$102,000, encompassing the Executive Director's salary, Non-Executive Directors' fees and associated superannuation, and \$14,000 relating to geological drafting, administration services and other services.

As at 31 December 2024, Horizon had a cash at hand balance of \$3,635,000.

Mining Tenements

The status of the Company's mining tenements as at 31 December 2024 are detailed in Appendix 1.

This ASX announcement was authorised for release by the Horizon Board.

For further information contact:

Leigh Ryan
Managing Director
+61 8 6331 6092

Horizon Gold Limited Mineral Resources

Table A: Gum Creek Gold Resources as at 15 May 2023

Resource	Date	Cut-off grade (g/t Au)	Indicated			Inferred			Total		
			Tonnes	Au (g/t)	Gold (oz)	Tonnes	Au (g/t)	Gold (oz)	Tonnes	Au (g/t)	Gold (oz)
Swan/Swift OC	Jul-22	0.4	9,980,000	1.09	349,500	2,735,000	0.96	84,600	12,715,000	1.06	434,100
Swan UG	Jul-22	2.5 / 3.0*	301,000	6.91	66,900	226,000	7.10	51,600	527,000	6.99	118,500
Swift UG	Jul-22	3.0	-	-	-	138,000	5.72	25,400	138,000	5.72	25,400
Wilson's UG	Jul-13	1.0	2,131,000	5.33	365,000	136,000	5.95	26,000	2,267,000	5.36	391,000
Howards	May-23	0.4	8,064,000	0.82	213,100	2,136,000	0.78	53,800	10,200,000	0.81	266,900
Kingfisher OC	May-23	0.6	621,000	1.77	35,400	269,000	1.12	9,700	890,000	1.58	45,100
Kingfisher UG	May-23	1.5	359,000	3.48	40,200	917,000	3.24	95,500	1,276,000	3.31	135,700
Heron	May-23	0.6	330,000	2.11	22,400	1,822,000	1.51	88,200	2,152,000	1.60	110,600
Heron South	May-23	0.8	720,000	1.79	41,400	761,000	1.53	37,500	1,481,000	1.66	78,900
Shiraz	May-23	0.4	2,539,000	0.70	57,300	1,064,000	0.63	21,600	3,603,000	0.68	78,900
Eagle	May-23	0.8	395,000	1.94	24,700	764,000	1.80	44,100	1,159,000	1.85	68,800
Wyooda	Jul-22	0.8	430,000	1.56	21,600	862,000	1.56	43,200	1,292,000	1.56	64,800
Snook	Jul-22	0.8	75,000	2.57	6,200	846,000	1.76	47,800	921,000	1.82	54,000
Hawk	May-23	0.6	378,000	1.28	15,500	471,000	1.25	18,900	849,000	1.26	34,400
Toedter	Aug-16	0.5	-	-	-	689,000	1.54	34,000	689,000	1.54	34,000
Specimen Well	May-23	0.8	-	-	-	529,000	1.50	25,500	529,000	1.50	25,500
Wedge	May-23	0.6	-	-	-	487,000	1.52	23,800	487,000	1.52	23,800
Camel Bore	Jul-22	0.8	379,000	1.47	17,900	100,000	1.21	3,900	479,000	1.42	21,800
Kearrys	May-23	0.6	450,000	1.24	18,000	46,000	1.35	2,000	496,000	1.25	20,000
Psi	Jul-22	0.8	100,000	2.08	6,700	226,000	1.69	12,300	326,000	1.81	19,000
Hyperno-Reliance	May-23	0.6	119,000	1.73	6,600	326,000	1.16	12,200	445,000	1.31	18,800
Melbourne Bitter	May-23	0.6	214,000	1.56	10,700	148,000	1.28	6,100	362,000	1.44	16,800
Deep South Reliance	May-23	0.6	176,000	1.64	9,300	48,000	1.56	2,400	224,000	1.62	11,700
Eagles Peak	May-23	0.6	264,000	1.19	10,100	41,000	0.99	1,300	305,000	1.16	11,400
Orion	Jul-22	0.8	69,000	1.49	3,300	182,000	1.40	8,200	251,000	1.43	11,500
Wahoo	Jul-22	0.8	-	-	-	258,000	1.25	10,400	258,000	1.25	10,400
Fangio	May-23	0.6	99,000	1.32	4,200	30,000	1.35	1,300	129,000	1.33	5,500
Total			28,193,000	1.48	1,346,000	16,257,000	1.51	791,300	44,450,000	1.50	2,137,300

* Cut-off grades are 2.5g/t Au for Swan Underground (UG) Indicated, and 3.0g/t Au for Swan UG Inferred.

** Wyooda includes the Kingston Town, Think Big and Manikato resources which are within 600m and 200m of each other respectively.

Notes: Figures have been rounded.

Table B: Altair Inferred Base Metal Mineral Resource as at 14 March 2023

Cut-off ZnEq %	Total Tonnes & Grade					Total Metal Content			
	Mt	ZnEq %	Zn %	Cu %	Ag g/t	ZnEq (Kt)	Zn (Kt)	Cu (Kt)	Ag (Moz)
2.0	7.0	2.9	1.8	0.5	5.0	200	130	30	1.1

Note: The metal equivalent calculation formula is $ZnEq \% = Zn (\%) + 2.78 \times Cu (\%) + 0.018 \times Ag (g/t)$ using metal prices of A\$4,500/t Zn, A\$12,500/t Cu and A\$30/oz Ag. Based on preliminary metallurgical studies, recoveries used were 90% for Zn, 90% for Cu, and 75% for Ag. Figures have been rounded.

Competent Persons Statement:

The information that relates to the Scoping Study and the information that relates to Exploration Results in this announcement is based on information compiled by Mr Leigh Ryan, who is a member of The Australasian Institute of Geoscientists. Mr Ryan is the Managing Director of Horizon Gold Limited and holds shares and options in the Company, Mr Ryan has sufficient experience, which is relevant to the style of mineralisation and type of deposit under consideration and to the activity which he is undertaking to qualify as a Competent Person as defined in the 2012 Edition of the "Australasian Code for Reporting of Exploration Results, Mineral Resources and Ore Reserves. Mr Ryan consents to the inclusion in the report of the matters based on information provided in the form and context in which it appears.

No New Information or Data:

This announcement contains references to Mineral Resource estimates, all of which have been cross referenced to previous market announcements. The Company confirms that it is not aware of any additional information or data that materially affects the information included in the relevant market announcements and, in the case of estimates of Mineral Resources, that all material assumptions and technical parameters underpinning the estimates in the relevant market announcement continue to apply and have not materially changed.

Forward Looking Statements:

This ASX announcement may contain certain "forward-looking statements" which may not have been based solely on historical facts, but rather may be based on the Company's current expectations about future events and results. Where the Company expresses or implies an expectation or belief as to future events or results, such expectation or belief is expressed in good faith and believed to have a reasonable basis. However, forward looking statements are subject to risks, uncertainties, assumptions and other factors, which could cause actual results to differ materially from future results expressed, projected or implied by such forward-looking statements. Such risks include, but are not limited to metals price volatility, currency fluctuations, as well as political and operational risks and governmental regulation and judicial outcomes.

APPENDIX 1:

(a) Horizon Group Mining Tenements held as at 31 December 2024

Lease	Location	Area of Interest	Status	Expiry Date	Holder	Horizon's Interest	Mineral Rights
E51/1538	Gidgee	Gum Creek	Granted	03-Feb-26	GUM CREEK	100%	All
E51/1844	Gidgee	Gum Creek	Granted	22-Jan-28	GUM CREEK	100%	All
E51/2027	Gidgee	Gum Creek	Granted	09-Sep-26	GUM CREEK	100%	All
E51/2028	Gidgee	Gum Creek	Granted	09-Sep-26	GUM CREEK	100%	All
E53/1725	Gidgee	Gum Creek	Granted	03-Jul-25	GUM CREEK	100%	All
E53/1955	Gidgee	Gum Creek	Granted	18-Jan-28	GUM CREEK	100%	All
L51/93	Gidgee	Gum Creek	Granted	24-Nov-34	GUM CREEK	100%	Infrastructure
L53/95	Gidgee	Gum Creek	Granted	13-Dec-28	GUM CREEK	100%	Infrastructure
L53/96	Gidgee	Gum Creek	Granted	13-Dec-28	GUM CREEK	100%	Infrastructure
L53/199	Gidgee	Gum Creek	Granted	29-Jul-36	GUM CREEK	100%	Infrastructure
L57/20	Gidgee	Gum Creek	Granted	20-Jun-44	GUM CREEK	100%	Infrastructure
L57/44	Gidgee	Gum Creek	Granted	12-Jun-33	GUM CREEK	100%	Infrastructure
L57/47	Gidgee	Gum Creek	Granted	13-Aug-34	GUM CREEK	100%	Infrastructure
M51/104	Gidgee	Gum Creek	Granted	11-May-29	GUM CREEK	100%	All
M51/105	Gidgee	Gum Creek	Granted	09-May-31	GUM CREEK	100%	All
M51/157	Gidgee	Gum Creek	Granted	09-Mar-30	GUM CREEK	100%	All
M51/185	Gidgee	Gum Creek	Granted	18-Feb-30	GUM CREEK	100%	All
M51/186	Gidgee	Gum Creek	Granted	18-Feb-30	GUM CREEK	100%	All
M51/290	Gidgee	Gum Creek	Granted	09-May-31	GUM CREEK	100%	All
M51/410	Gidgee	Gum Creek	Granted	10-Mar-34	GUM CREEK	100%	All
M51/458	Gidgee	Gum Creek	Granted	09-Feb-35	GUM CREEK	100%	All
M53/10	Gidgee	Gum Creek	Granted	24-Nov-25	GUM CREEK	100%	All
M53/11	Gidgee	Gum Creek	Granted	24-Nov-25	GUM CREEK	100%	All
M53/105	Gidgee	Gum Creek	Granted	29-Aug-30	GUM CREEK	100%	All
M53/153	Gidgee	Gum Creek	Granted	28-Jun-32	GUM CREEK	100%	All
M53/251	Gidgee	Gum Creek	Granted	02-Sep-34	GUM CREEK	100%	All
M53/500	Gidgee	Gum Creek	Granted	21-May-42	GUM CREEK	100%	All
M53/716	Gidgee	Gum Creek	Granted	07-Sep-40	GUM CREEK	100%	All
M53/904	Gidgee	Gum Creek	Granted	28-Sep-42	GUM CREEK	100%	All
M53/988	Gidgee	Gum Creek	Granted	12-Mar-45	GUM CREEK	100%	All
M57/634	Gidgee	Gum Creek	Granted	14-Jul-35	GUM CREEK	100%	All
M57/635	Gidgee	Gum Creek	Granted	01-Sep-35	GUM CREEK	100%	All
E53/2162	Gidgee	Gum Creek	Granted	07-Feb-27	GUM CREEK	100%	All
E53/2168	Gidgee	Gum Creek	Granted	01-Mar-27	GUM CREEK	100%	All
E57/1177	Gidgee	Gum Creek	Granted	30-Jun-27	GUM CREEK	100%	All
P53/1702	Gidgee	Gum Creek	Granted	30-Sep-27	GUM CREEK	100%	All
E57/1405	Gidgee	Gum Creek	Application	N/A	GUM CREEK	100%	All
E57/1407	Gidgee	Gum Creek	Application	N/A	GUM CREEK	100%	All
E51/2203	Gidgee	Gum Creek	Application	N/A	GUM CREEK	100%	All
E53/2321	Gidgee	Gum Creek	Granted	04-Dec-29	GUM CREEK	100%	All
E57/1421	Gidgee	Gum Creek	Granted	17-Dec-29	GUM CREEK	100%	All
L51/136	Gidgee	Gum Creek	Application	N/A	GUM CREEK	100%	Infrastructure
L53/307	Gidgee	Gum Creek	Granted	23-Jul-45	GUM CREEK	100%	Infrastructure

Lease	Location	Area of Interest	Status	Expiry Date	Holder	Horizon's Interest	Mineral Rights
L53/308	Gidgee	Gum Creek	Granted	23-Jul-45	GUM CREEK	100%	Infrastructure
L53/310	Gidgee	Gum Creek	Application	N/A	GUM CREEK	100%	Infrastructure
L57/71	Gidgee	Gum Creek	Granted	17-Sep-45	GUM CREEK	100%	Infrastructure
E57/1463	Gidgee	Gum Creek	Application	N/A	GUM CREEK	100%	All
E57/1464	Gidgee	Gum Creek	Application	N/A	GUM CREEK	100%	All

E= Exploration Licence (WA) M = Mining Lease (WA) P = Prospecting Licence (WA) L = Miscellaneous Licence (WA)
 Holder: GUM CREEK = Gum Creek Gold Mines Pty Ltd (100% Subsidiary of Horizon Gold Limited) * Renewal Application submitted

(b) Changes of Interest in mining tenements during the quarter

Tenement Reference and Location	Nature of Interest	Interest at beginning of Quarter	Interest at end of Quarter
L53/2321 Gidgee	Application Granted	100%	100%
L57/1421 Gidgee	Application Granted	100%	100%
E57/1463 Gidgee	Application	0%	100%
E57/1464 Gidgee	Application	0%	100%
L53/46 Gidgee	Surrendered	100%	0%
L53/47 Gidgee	Surrendered	100%	0%
L53/116 Gidgee	Surrendered	100%	0%

(c) Farm-in or farm-out changes during the Quarter

Tenement Reference and Location	Nature of Interest	Interest at beginning of Quarter	Interest at end of Quarter
Nil			

Appendix 5B

Mining exploration entity or oil and gas exploration entity quarterly cash flow report

Name of entity

HORIZON GOLD LIMITED

ABN

27 614 175 923

Quarter ended ("current quarter")

31 DECEMBER 2024

Consolidated statement of cash flows		Current quarter \$A'000	Year to date (6 months) \$A'000
1.	Cash flows from operating activities		
1.1	Receipts from customers	7	11
1.2	Payments for		
	(a) exploration & evaluation (if expensed)	-	-
	(b) development	-	-
	(c) production	-	-
	(d) staff costs (incl for Care & Maint.)	(22)	(54)
	(e) direct site Care & Maint. costs	(15)	(16)
	(f) administration and corporate costs	(156)	(374)
1.3	Dividends received (see note 3)	-	-
1.4	Interest received	25	28
1.5	Interest and other costs of finance paid	(21)	(21)
1.6	Income taxes paid	-	-
1.7	Government grants and tax incentives	-	-
1.8	Other (FY 2023 WA State MRF payment)	-	(145)
1.9	Net cash from / (used in) operating activities	(182)	(571)
2.	Cash flows from investing activities		
2.1	Payments to acquire or for:		
	(a) entities	-	-
	(b) tenements	-	-
	(c) property, plant and equipment	-	-
	(d) exploration & evaluation (if capitalised)	(637)	(1,162)
	(e) investments	-	-
	(f) other non-current assets	-	-

Mining exploration entity or oil and gas exploration entity quarterly cash flow report

Consolidated statement of cash flows		Current quarter \$A'000	Year to date (6 months) \$A'000
2.2	Proceeds from the disposal of:		
	(a) entities	-	-
	(b) tenements	-	-
	(c) property, plant and equipment	-	-
	(d) investments	5,149	5,149
	(e) other non-current assets	-	-
2.3	Cash flows from loans to/from other entities	-	-
2.4	Dividends received (see note 3)	-	-
2.5	Other – security deposits paid	-	-
	Other – security deposits received	-	-
2.6	Net cash from / (used in) investing activities	4,512	3,987

3.	Cash flows from financing activities		
3.1	Proceeds from issues of equity securities (excluding convertible debt securities)	-	-
3.2	Proceeds from issue of convertible debt securities	-	-
3.3	Proceeds from exercise of options	-	-
3.4	Transaction costs related to issues of equity securities or convertible debt securities	-	-
3.5	Proceeds from borrowings	200	1,200
3.6	Repayment of borrowings	(1,200)	(1,200)
3.7	Transaction costs related to loans and borrowings	-	-
3.8	Dividends paid	-	-
3.9	Other – Lease payments	-	-
3.10	Net cash from / (used in) financing activities	(1,000)	-

4.	Net increase / (decrease) in cash and cash equivalents for the period		
4.1	Cash and cash equivalents at beginning of period	305	219
4.2	Net cash from / (used in) operating activities (item 1.9 above)	(182)	(571)
4.3	Net cash from / (used in) investing activities (item 2.6 above)	4,512	3,987
4.4	Net cash from / (used in) financing activities (item 3.10 above)	(1,000)	-

Mining exploration entity or oil and gas exploration entity quarterly cash flow report

Consolidated statement of cash flows		Current quarter \$A'000	Year to date (6 months) \$A'000
4.5	Effect of movement in exchange rates on cash held	-	-
4.6	Cash and cash equivalents at end of period	3,635	3,635

5. Reconciliation of cash and cash equivalents at the end of the quarter (as shown in the consolidated statement of cash flows) to the related items in the accounts		Current quarter \$A'000	Previous quarter \$A'000
5.1	Bank balances	3,635	284
5.2	Call deposits	-	-
5.3	Bank overdrafts	-	-
5.4	Other – Term Deposits < 3 months	-	21
5.5	Cash and cash equivalents at end of quarter (should equal item 4.6 above)	3,635	305

6. Payments to related parties of the entity and their associates		Current quarter \$A'000
6.1	Aggregate amount of payments to related parties and their associates included in item 1	102
6.2	Aggregate amount of payments to related parties and their associates included in item 2	14

Note: if any amounts are shown in items 6.1 or 6.2, your quarterly activity report must include a description of, and an explanation for, such payments.

Mining exploration entity or oil and gas exploration entity quarterly cash flow report

7. Financing facilities	Total facility amount at quarter end \$A'000	Amount drawn at quarter end \$A'000
<i>Note: the term "facility" includes all forms of financing arrangements available to the entity.</i>		
<i>Add notes as necessary for an understanding of the sources of finance available to the entity.</i>		
7.1 Loan facilities	-	-
7.2 Credit standby arrangements	-	-
7.3 Other (please specify)	-	-
7.4 Total financing facilities	-	-
7.5 Unused financing facilities available at quarter end		-
7.6 Include in the box below a description of each facility above, including the lender, interest rate, maturity date and whether it is secured or unsecured. If any additional financing facilities have been entered into or are proposed to be entered into after quarter end, include a note providing details of those facilities as well.		

8. Estimated cash available for future operating activities	\$A'000
8.1 Net cash from / (used in) operating activities (item 1.9)	(182)
8.2 (Payments for exploration & evaluation classified as investing activities) (item 2.1(d))	(637)
8.3 Total relevant outgoings (item 8.1 + item 8.2)	(819)
8.4 Cash and cash equivalents at quarter end (item 4.6)	3,635
8.5 Unused finance facilities available at quarter end (item 7.5)	-
8.6 Total available funding (item 8.4 + item 8.5)	3,635
8.7 Estimated quarters of funding available (item 8.6 divided by item 8.3)	4.4
<i>Note: if the entity has reported positive relevant outgoings (ie a net cash inflow) in item 8.3, answer item 8.7 as "N/A". Otherwise, a figure for the estimated quarters of funding available must be included in item 8.7.</i>	
8.8 If item 8.7 is less than 2 quarters, please provide answers to the following questions:	
8.8.1 Does the entity expect that it will continue to have the current level of net operating cash flows for the time being and, if not, why not?	
Answer: N/A.	
8.8.2 Has the entity taken any steps, or does it propose to take any steps, to raise further cash to fund its operations and, if so, what are those steps and how likely does it believe that they will be successful?	
Answer: N/A.	
8.8.3 Does the entity expect to be able to continue its operations and to meet its business objectives and, if so, on what basis?	
Answer: N/A.	
<i>Note: where item 8.7 is less than 2 quarters, all of questions 8.8.1, 8.8.2 and 8.8.3 above must be answered.</i>	

Compliance statement

- 1 This statement has been prepared in accordance with accounting standards and policies which comply with Listing Rule 19.11A.
- 2 This statement gives a true and fair view of the matters disclosed.

Date: 23 January 2025

Authorised by: By the Board

Notes

1. This quarterly cash flow report and the accompanying activity report provide a basis for informing the market about the entity's activities for the past quarter, how they have been financed and the effect this has had on its cash position. An entity that wishes to disclose additional information over and above the minimum required under the Listing Rules is encouraged to do so.
2. If this quarterly cash flow report has been prepared in accordance with Australian Accounting Standards, the definitions in, and provisions of, *AASB 6: Exploration for and Evaluation of Mineral Resources* and *AASB 107: Statement of Cash Flows* apply to this report. If this quarterly cash flow report has been prepared in accordance with other accounting standards agreed by ASX pursuant to Listing Rule 19.11A, the corresponding equivalent standards apply to this report.
3. Dividends received may be classified either as cash flows from operating activities or cash flows from investing activities, depending on the accounting policy of the entity.
4. If this report has been authorised for release to the market by your board of directors, you can insert here: "By the board". If it has been authorised for release to the market by a committee of your board of directors, you can insert here: "By the [name of board committee – eg Audit and Risk Committee]". If it has been authorised for release to the market by a disclosure committee, you can insert here: "By the Disclosure Committee".
5. If this report has been authorised for release to the market by your board of directors and you wish to hold yourself out as complying with recommendation 4.2 of the ASX Corporate Governance Council's *Corporate Governance Principles and Recommendations*, the board should have received a declaration from its CEO and CFO that, in their opinion, the financial records of the entity have been properly maintained, that this report complies with the appropriate accounting standards and gives a true and fair view of the cash flows of the entity, and that their opinion has been formed on the basis of a sound system of risk management and internal control which is operating effectively.