

QUARTERLY ACTIVITIES REPORT FOR THE QUARTER ENDING 31ST DECEMBER 2024

Aurumin Limited (ASX: AUN) (“Aurumin” or the “Company”) is pleased to provide an overview of activities for the quarter ending 31st December 2024 (“Quarter” or the “Reporting Period”) and accompanying Appendix 5B.

Highlights

Joint Venture, Worth up to \$7m, on Sandstone Iron Ore ⁹

- Exclusive option to conduct due diligence and earn an Interest in Sandstone Iron Ore Rights granted to Newcam Minerals Pty Ltd (Newcam)
- Iron Ore rights on Granted Mining Leases M57/654, M57/128 and M57/129
- If Newcam exercises the option, Aurumin and Newcam will enter into a 50:50 joint venture

Central Sandstone RC Drilling Programme Completed ^{16, 17, 19}

- 1,476m drilled. Samples are currently at the laboratory, with assay results expected in the coming weeks
- Drilling was resource extension and infill at Plum Pudding (14koz Au ³) and Shillington Deposits (91koz Au ³)
- Previous high-grade Au drill result at Plum Pudding followed up:
 - 18m @ 25.80g/t Au from 30m (in SN_XP_RC_24_0036 ¹⁰)
- Priority exploration targets at Shillington tested:
 - Interpreted controls to high-grade mineralisation
 - Previously untested BIF-hosted structural target

Board and Management Changes ^{12, 13}

- Mr Daniel Raihani appointed as Managing Director
- Mr John Ingram and Mr Ben Broom appointed as Non-Executive Directors
- Mr Brad Valiukas and Mr Shaun Day stepped down as Managing Director and Non-Executive Director respectively

Mt Palmer Exploration Continues as part of JV with Kula Gold ^{11, 14}

- Shallow Gold prospects advanced
 - Bryant: 4m @ 3.02g/t gold from 18m, 7m @ 3g/t gold from 15m - open along strike and depth
 - El Dorado: 6m @ 8.3g/t gold from 28m

Aurumin's Managing Director, Daniel Raihani, commented:

“Aurumin is very pleased to have recommenced exploration and resource drilling programmes at our highly prospective Central Sandstone Project, completed further drilling at the Mt Palmer project through our joint venture with Kula Gold Limited, and announced the Sandstone iron ore joint venture.

“Aurumin remains focussed on generating the critical mass required for future gold production at our Sandstone Operations and the next on ground steps for both the gold and iron ore is drilling.”

CENTRAL SANDSTONE PROJECT

Joint Venture, Worth up to \$7m, On Sandstone Iron Ore⁹

During the quarter Aurumin executed a binding term sheet (Term Sheet) with Newcam Minerals Pty Ltd (Newcam) for an exclusive option to conduct due diligence and earn a 50% Interest in Iron Ore rights at Aurumin's Central Sandstone Project (Iron Ore Rights). The Central Sandstone Project is located 520km north-east of Perth and is part of the Company's Sandstone Operations, which also includes the Birrigrin and Johnson Range Projects.

The agreement grants an exclusive option to conduct due diligence and earn an Interest in Sandstone Iron Ore Rights on granted Mining Leases M57/654, M57/128 and M57/129. If Newcam exercises the option, Aurumin and Newcam will enter into a 50:50 joint venture.

Key Terms of the Agreement:

- In consideration for the grant of the exclusive 6 month Option, Newcam agrees:
 - to pay A\$500,000 cash to Aurumin; and
 - to fund fifty per cent (50%) of mutually agreed Exploration Expenditure and Asset holding costs on the Tenements before the expiry of the Option Period
- In consideration of the Option Fee, Aurumin agrees:
 - to fund fifty per cent (50%) of mutually agreed Exploration Expenditure and Asset holding costs on the Tenements before the expiry of the Option Period.
- If Newcam exercises the Option:
 - Newcam will pay an additional A\$500,000 cash to Aurumin to acquire a 50% interest in the Joint Venture that will hold the Iron Ore rights on the tenements
 - Newcam will provide a loan of up to \$5,000,000 to the joint venture to fund production start-up activities and to be repaid from operating profit
 - If a 2012 JORC Code compliant Mineral Resource Estimate is released of greater than 3 million tonnes with an average grade of 60% Fe, Newcam will pay a further A\$1,000,000 in cash to Aurumin

About Newcam

Newcam is a private company with iron ore assets in the Mid-West of Western Australia. Newcam mine, haul and export iron ore from Mt Gould through the Geraldton Port and recently purchased the JWD Wiluna assets from CuFe Limited (ASX:CUF). Newcam have bulk storage capacity on long term lease at Geraldton Port and access to ship loading and site to port haulage.

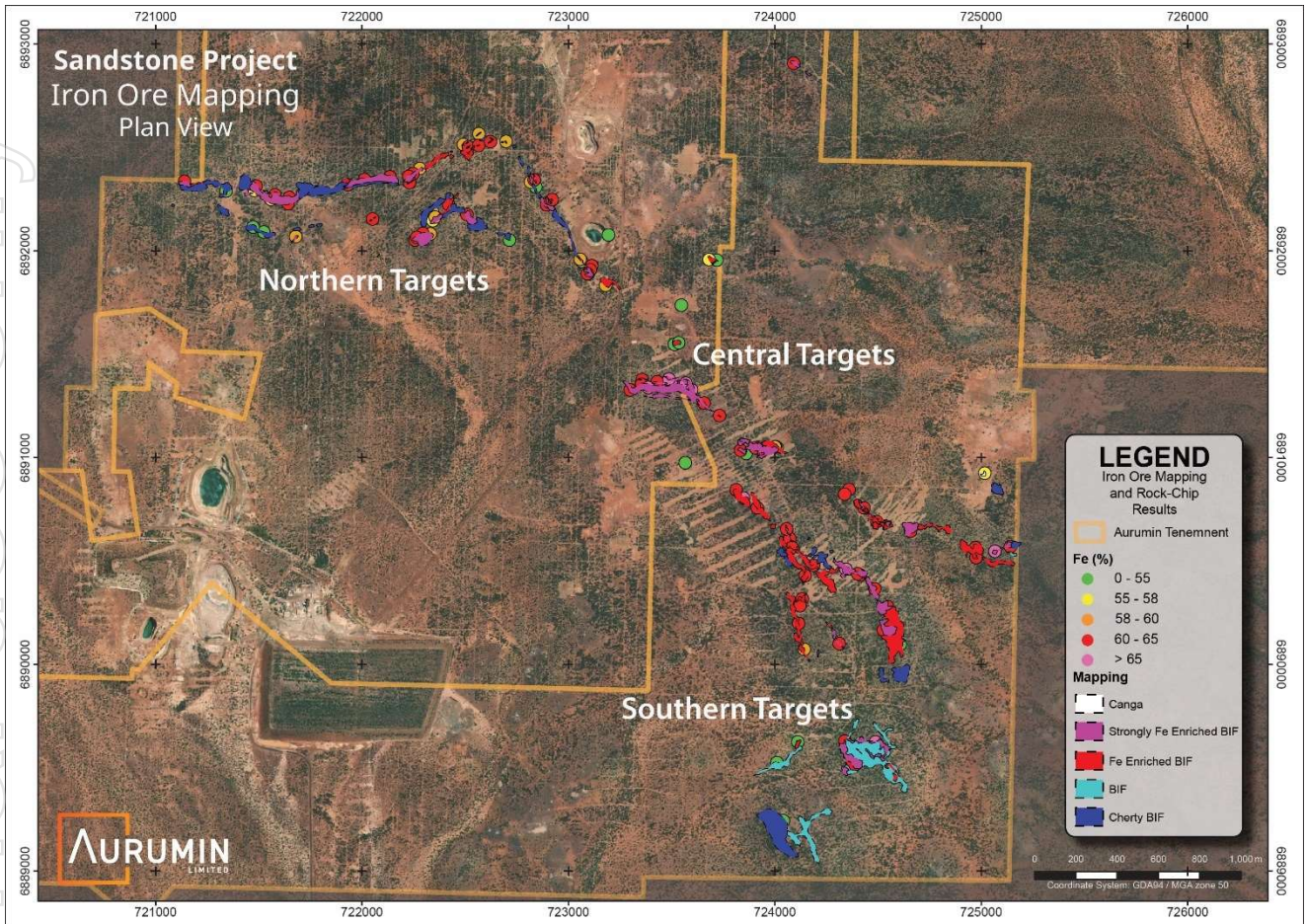


Figure 1. Overview of rock-chips and mapping on tenements within the agreement area

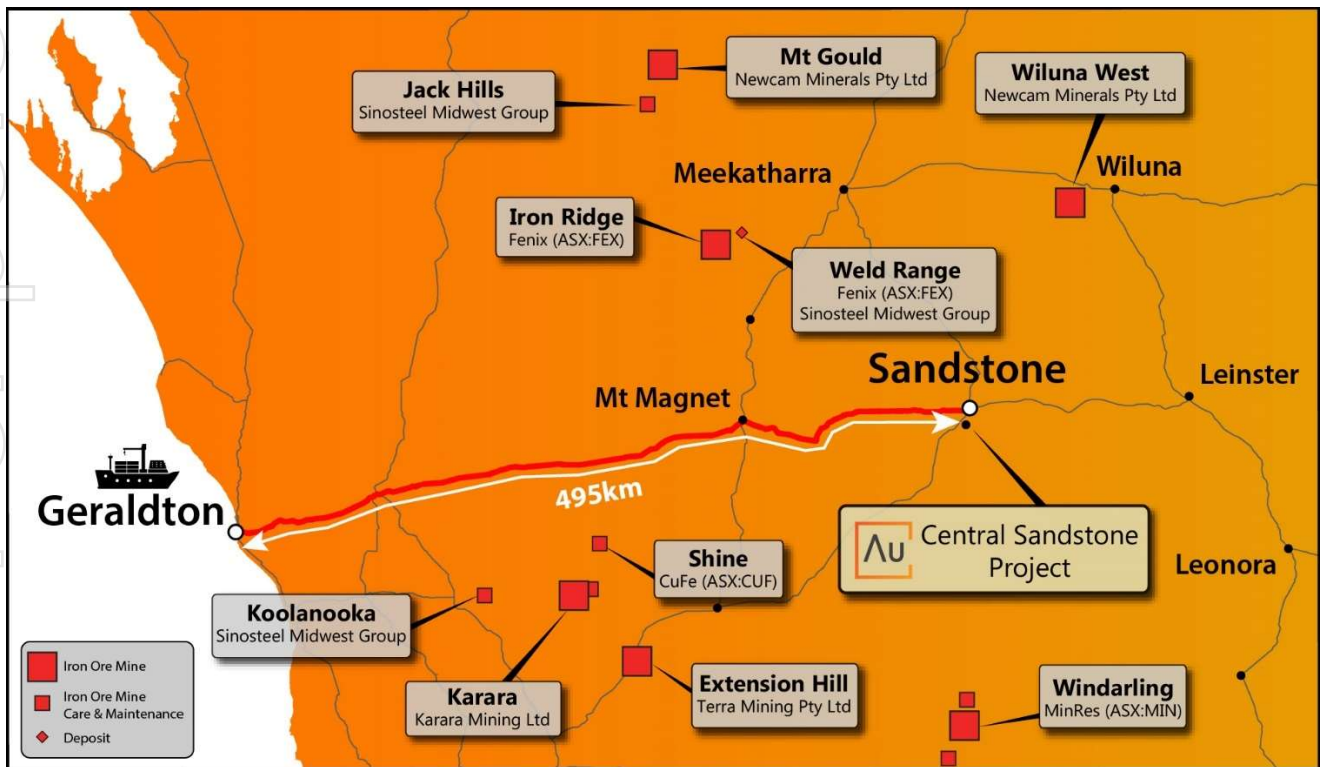


Figure 2. Sandstone Regional Location and Geraldton Port

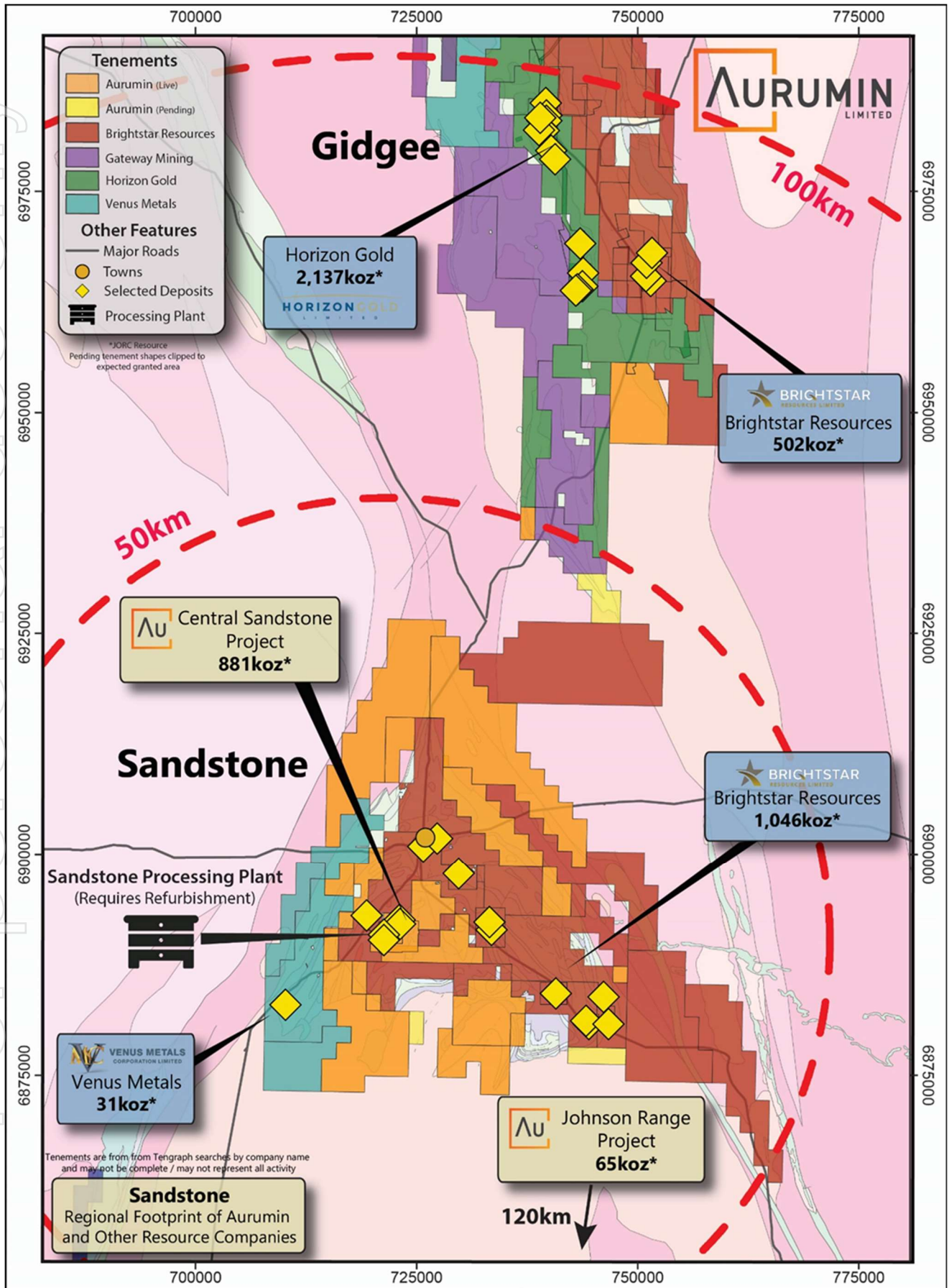


Figure 3. Regional overview showing Aurumin's Central Sandstone Project in relation to neighbouring projects.

Central Sandstone RC Drilling Programme 16, 17, 19

Plum Pudding

Drilling at Plum Pudding (Figure 4) targeted high-grade resource extensions to the area highlighted by Aurumin’s April 2024 shallow bonanza drill intercept; SN_XP_RC_24_0036 of 18m @ 25.80g/t Au from 30m¹⁰. At Plum Pudding, mineralisation occurs as a sub-vertical zone of stockwork quartz veining within a corridor of sheared ultramafic rocks. The follow up drilling is targeting a thickened corridor of high-grade mineralisation adjacent to the bonanza intercept.

The main shear strikes north into the Eureka deposit and 200m to the south mineralisation has been identified at the Davis Prospect. First pass drilling to test the potential for strike extensions to the Plum Pudding Shear north of the pit was completed.

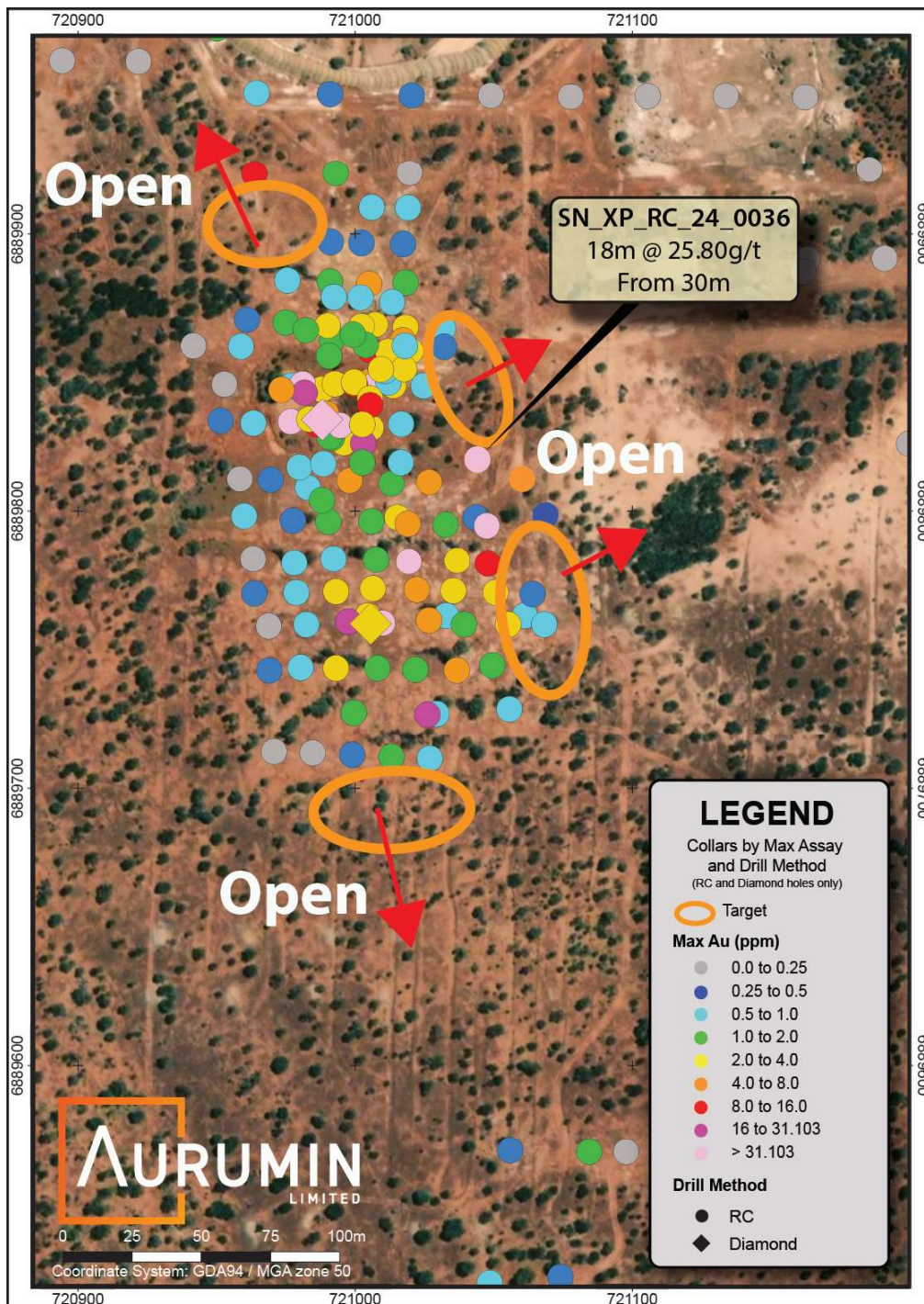


Figure 4. Plum Pudding Targets

Shillington

Drilling at Shillington was focussed on resource extension and infill within the current open pit resource footprint (91koz³), as well as first pass testing of priority exploration targets (Figure 5). Two priority exploration targets were tested as part of this campaign:

- Potential extensions to inferred high-grade controls at Shillington within a north-trending corridor
- Along strike of the existing resource within a highly prospective BIF unit that hosts the existing Shillington Resource. Recent outcrop mapping has identified zones of increased deformation coincident with structures interpreted from existing geophysical datasets, enhancing the prospectivity of this target.

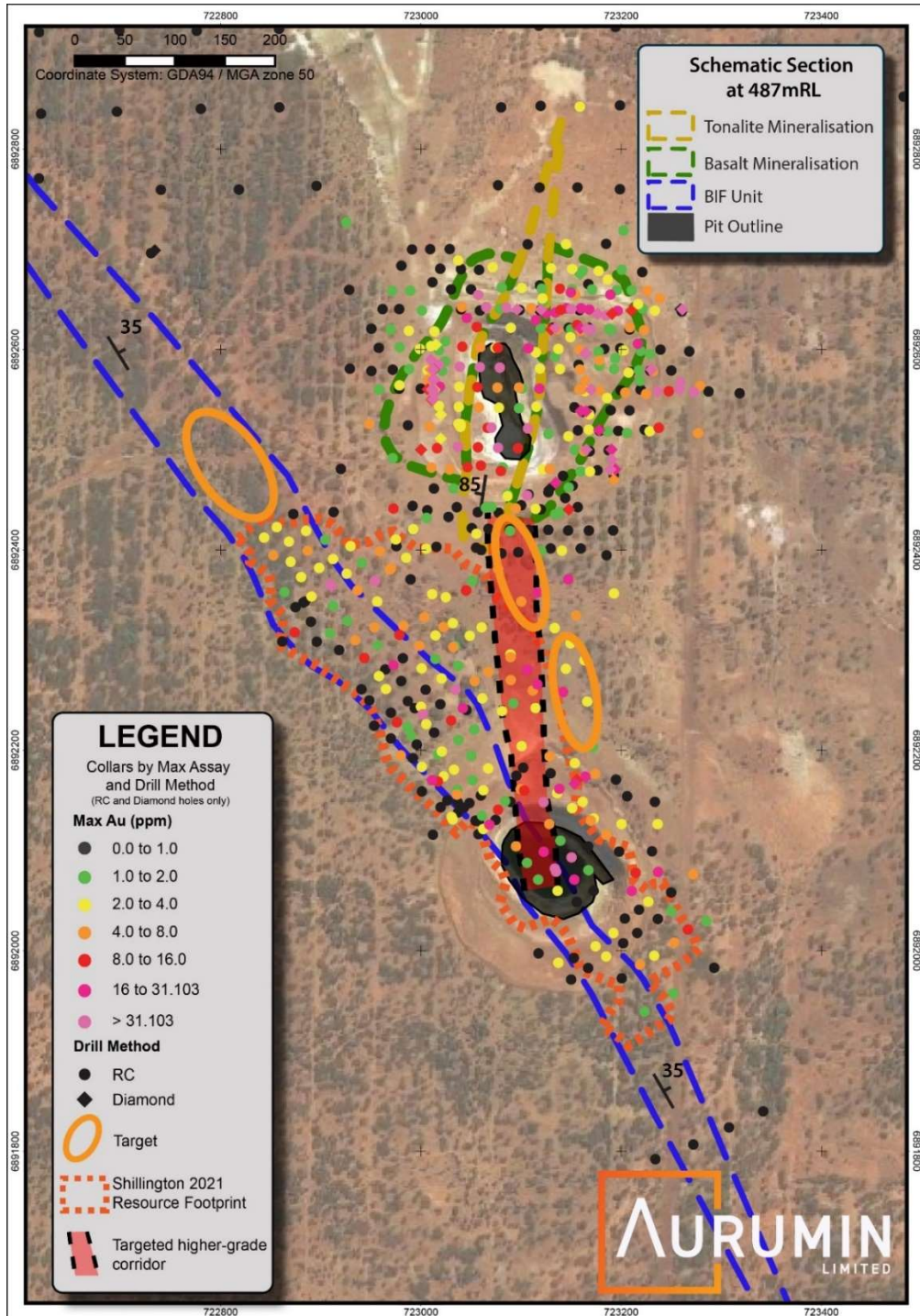


Figure 5. Shillington Targets

MT PALMER PROJECT

During the reporting period Kula Gold advanced numerous shallow gold prospects at the Mt Palmer Project. Aurumin has divested 51% of Mt Palmer to Kula Gold Limited, who can earn up to 80% by spending \$1M over 3 years. Highlights of exploration include:

- Bryant: 4m @ 3.02g/t gold from 18m, 7m @ 3g/t gold from 15m - open along strike and depth
- El Dorado: 6m @ 8.3g/t gold from 28m

MT DIMER PROJECT

Aurumin continued work towards completion of the sale of iron ore rights to MinRes for a combination of upfront and milestone cash payments and a \$1/t royalty (See ASX 24/11/2023). Vesting of the final tenements as a Condition Precedent remains pending.

CORPORATE

Board Changes

During the quarter Mr Brad Valiukas resigned as Managing Director of the Company. Mr Valiukas was a founder of the Company and was the Managing Director of the Company since listing on the ASX in 2020. The Company would like to express its gratitude for his significant contribution and leadership during his tenure and wish him well for his future endeavours.

Additionally, Mr Shaun Day resigned as a Director of the Company due to increased work commitments undertaken with his executive role. The Board also wishes to thank Mr Day for his dedication and commitment for the last 4 years and wishes him well in his future endeavours.

The Company appointed existing Non-Executive Director Mr Daniel Raihani as Managing Director of the Company. Additionally, Mr John Ingram and Mr Ben Broom were announced as Non-Executive Directors.

Private Placement

Aurumin raised a total of \$2.2 million through the issue of 40 million shares at an issue price of \$0.055 per share (Placement). The Placement was strongly supported by existing institutional shareholders and directors with bids received well in excess of the offer size and scaled back. Firm commitments were received from directors totalling \$203,500 with director participation subject to shareholder approval at a General Meeting to be held on 6 February 2025.

Proceeds from the placement will be used to fund exploration and project development activities across Aurumin's highly prospective tenure.

Termination of at-the Market Facility

Aurumin terminated its At-the-Market Subscription Agreement ("ATM") with Acuity Capital (see announcements on 15 December 2022 and 10 May 2023). The ATM provided Aurumin with up to \$3 million of standby equity capital. As security for the ATM, Acuity Capital holds 8,000,000 Aurumin Limited fully paid ordinary shares ("Collateral Shares").

In accordance with the terms of the ATM, the parties have agreed to the return and cancellation of the Collateral Shares for nil consideration ("Buyback") and have entered into a buy-back agreement to facilitate this. The Buyback will be implemented by Part 2J.1 of the Corporations Act 2001 (Cth) and will be subject to shareholder approval at a General Meeting to be held on 6 February 2025.

Closing Cash Position

Aurumin's closing cash position was \$1.505M at the end of the quarter. The Company also has \$203,500 of placement funds from directors committed subject to shareholder approval at a General Meeting to be held on 6 February 2025.

Aurumin holds 25M shares in Kula Gold Limited (ASX:KGD), worth approximately \$125,000 based on the closing price of \$0.005 on 23/01/2025.

Related Party Payments

During the quarter, the Company made payments of \$229,000 to related parties and their associates. These payments relate to the existing remuneration agreements for the Executive and Non-Executive Directors, and payments for accounting and Company Secretary services to a Company associated with a Director.

For personal use only

ABOUT AURUMIN

Projects

Aurumin Limited is an ASX-listed mineral exploration Company focused on the Sandstone region in Western Australia.

The cornerstone of the **Sandstone Operations** is the **Central Sandstone Project** acquired by the Company in early 2022².

- The **Central Sandstone Project** comprises an **881,300 ounce gold Mineral Resource**, significant project infrastructure and an expanding tenement footprint where the Company aims to support a gold mining operation in the future.^{2,3}
- The Company's **Johnson Range Project** has a Mineral Resource of **64,700 ounces at a grade of 2.51g/t Au**, located midway between Southern Cross and Sandstone.¹
- The **Birrigrin Project** area was added in late 2022 and is 70km north of the Central Sandstone Gold Project. The Project has 39 mapped shafts dating to the early 1900s with **recorded production grades up to 196g/t Au**.
- The **Central Sandstone Project** also has **DSO iron ore potential**, that the company is looking to advance in parallel with the gold Resources. The company has identified a discontinuous 6km strike of banded iron outcrops, with potential widths of 5 to 40m and a peak grade of 67% Fe from rock chips. The company is advancing a **potential 50/50 JV** with private company Newcam Minerals Pty Ltd.^{7,9}

In addition to the Sandstone Operations, the Company has a significant landholding at its **Southern Cross Operations**.

- Mt Dimer regionally has a substantial tenure footprint with gold and iron ore potential. The Company is currently working towards completion of the sale of iron ore rights to MinRes for a combination of upfront and milestone cash payments and a \$1/t royalty.⁴
- The **Mt Dimer Mining Tenements** have been divested to Beacon Minerals Limited (Beacon). Historically the Mt Dimer Mining Tenements produced over 125,000 ounces of gold from open pit and underground production of approximately 600,000 tonnes @ 6.4g/t. Aurumin retains a 2% net smelter return royalty on gold production above 12,000 ounces and on all other minerals, and Beacon have released an initial Reserve of 21,100 oz Au.^{5,8}
- The **Mt Palmer Project** historically produced via open pit and underground methods, generating approximately 158,000 ounces of gold at an average grade of 15.9g/t. Aurumin has divested 51% of Mt Palmer to Kula Gold Limited, who can earn up to 80% by spending a \$1M over 3 years. Aurumin can dilute to a 1% royalty on all minerals.⁶

The Company is actively exploring its tenements and pursuing further acquisitions that complement its existing focus and create additional Shareholder value.

Board

Piers Lewis

Non-Executive Chairman

Daniel Raihani

Managing Director

John Ingram

Non-Executive Director

Ben Broom

Non-Executive Director

Capital Structure

498.5 million shares

169.2 million unlisted options

ACN: 639 427 099



RELEASE AND CONTACT INFORMATION

Authorisation for release

The Aurumin Board has authorised this announcement for release.

For further information, please contact

Daniel Raihani

Managing Director

Phone: +61 (8) 6555 2950

Email: admin@aurumin.com.au

Website: www.aurumin.com.au

Post: PO Box 446, Subiaco WA 6904

Subscribe for Announcements

To keep abreast of the Company's latest announcements and developments available to investors please subscribe to our mailing list at <https://aurumin.com.au/contact/>.

REFERENCES

ASX Announcements

1	25-Aug-21	64,700oz Johnson Range Mineral Resource Estimate
2	16-Dec-21	Aurumin To Acquire 784,000oz Au Sandstone Gold Project
3	31-Oct-22	Re-release - Sandstone Resource Increased to 946koz
4	24-Nov-23	Sale of Mt Dimer Iron Ore Rights
5	28-Dec-23	Sale of Mt Dimer Mining Tenements Completed; Material Reduction in Convertible Note & Placement Completed to Key Stakeholders
6	11-Jul-24	Mt Palmer 51% Divestment to Kula Gold Complete
7	18-Jul-24	High-Grade Iron Ore Discovery at Central Sandstone Project
8	6-Aug-24	ASX:BCN Mt Dimer Maiden Ore Reserve Defined by Pre-Feasibility Study
9	10-Oct-24	Joint Venture, worth up to \$7M, on Sandstone Iron Ore
10	28-May-24	Drilling Hits 18m @ 25.8g/t Au at Plum Pudding Deposit
11	10-Sep-24	KGD: Mt Palmer Gold Mine - East Prospect
12	22-Nov-24	Board and Management Changes
13	22-Nov-24	Director Resignation
14	27-Nov-24	KGD: Mt Palmer - Gold Exploration Update
15	03-Dec-24	Aurumin Completes \$2.2M Private Placement
16	09-Dec-24	Drilling to Commence at Sandstone Gold Projects
17	12-Dec-24	Drilling Commenced at Sandstone Gold Project
18	17-Dec-24	Termination of at-the Market Facility
19	19-Dec-24	Drilling Completed at Sandstone Gold Project

COMPETENT PERSON STATEMENTS

The information in this release that relates to exploration results, data quality, geological interpretations and mineral resources for the Mt Dimer Gold and Silver Project were first released in the Company's announcements dated 8 December 2020, 22 December 2020, 27 January 2021, 8 March 2021, 22 April 2021, 1 September 2021, 3 November 2021, 17 December 2021, 27 April 2022, 18 October 2023 and 28 December 2023. The Company confirms that it is not aware of any new information or data that materially affects the information included in the announcements and confirms that all material assumptions and technical parameters underpinning the estimates in the relevant market announcements continue to apply and have not materially changed.

The information in this release that relates to exploration results, data quality, geological interpretations and mineral resources for the Mt Dimer Iron Ore Project were first released in the Company's announcement dated 11 February 2022 and 24 November 2023. The Company confirms that it is not aware of any new information or data that materially affects the information included in the announcements and confirms that all material assumptions and technical parameters underpinning the estimates in the relevant market announcements continue to apply and have not materially changed.

The information in this release that relates to exploration results, data quality, geological interpretations and mineral resources for the Mt Palmer Project were first released in the Company's announcements dated 3 June 21, 20 October 2021, 24 March 2022, 21 April 2022, 27 April 2022, 10 May 2022, 3 June 2022, 21 June 2023 and 3 November 2023. The Company confirms that it is not aware of any new information or data that materially affects the information included in the announcements and confirms that all material assumptions and technical parameters underpinning the estimates in the relevant market announcements continue to apply and have not materially changed.

The information in this release that relates to exploration results, data quality, geological interpretations and mineral resources for the Johnson Range Project were first released in the Company's announcement dated 25 August 2021. The Company confirms that it is not aware of any new information or data that materially affects the information included in the announcement and confirms that all material assumptions and technical parameters underpinning the estimates in the relevant market announcement continue to apply and have not materially changed.

The information in this release that relates to exploration results, data quality, geological interpretations and mineral resources for the Central Sandstone Project were first released in the Company's announcements dated 16 December 2021, 25 March 2022, 28 April 2022, 2 May 2022, 9 June 2022, 21 June 2022, 11 July 2022, 11 August 2022, 26 August 2022, 5 September 2022, 12 September 2022, 6 October 2022, 31 October 2022, 25 November 2022, 30 January 2023, 23 May 2023, 17 July 2023, 27 November 2023, 3 January 2024, 3 April 2024, 15 April 2024, 22 April 2024, 28 May 2024, 2 July 2024, 18 July 2024, 25 July 2024, 23 August 2024, 10 October 2024 and 29 October 2024 . The Company confirms that it is not aware of any new information or data that materially affects the information included in the announcements and confirms that all material assumptions and technical parameters underpinning the estimates in the relevant market announcements continue to apply and have not materially changed.

The information in this release that relates to exploration results, data quality, geological interpretations and mineral resources for the Birrigrin Project were first released in the Company's announcement dated 24 November 2022. The Company confirms that it is not aware of any new information or data that materially affects the information included in the announcements and confirms that all material assumptions and technical parameters underpinning the estimates in the relevant market announcements continue to apply and have not materially changed.

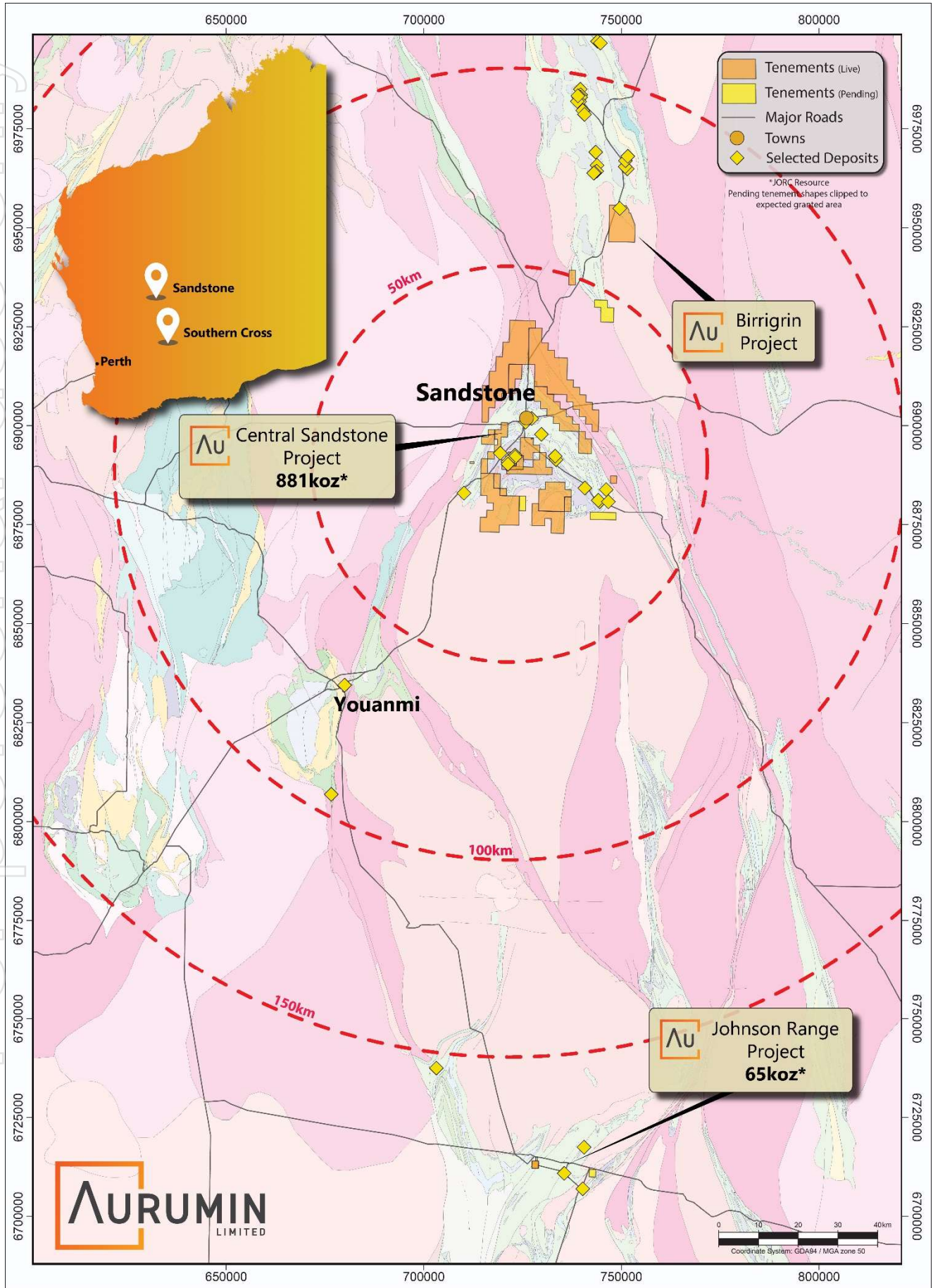
Annexure A – Mineral Resource Table^{1 2 3}

Sandstone Operations Resources										
Deposit	Reported to Depth Below Surface	Indicated			Inferred			Total		
		Tonnes (kt)	Grade (g/t Au)	Au (oz)	Tonnes (kt)	Grade (g/t Au)	Au (oz)	Tonnes (kt)	Grade (g/t Au)	Au (oz)
Central Sandstone Open Pit Deposits – Summary Mineral Resource Estimates (2012 JORC Code) at 0.5g/t cut-off*										
Two Mile Hill	150m	1738	1.3	71,700	378	1.5	18,200	2116	1.3	89,900
Shillington	140m	1300	1.5	60,800	613	1.5	29,800	1913	1.5	90,600
Wirraminna	120m	300	1.3	12,100	280	1.1	9,700	580	1.2	21,800
Old Town Well	90m	282	1.0	8,800	68	0.6	1,400	351	0.9	10,100
Plum Pudding	70m	384	1.1	13,100	35	0.9	1,000	419	1.1	14,100
Eureka	85m	340	0.9	9,700	221	0.9	6,500	561	0.9	16,200
Twin Shafts	95m	149	1.0	4,700	37	0.7	900	186	0.9	5,600
Goat Farm	120m				398	1.0	13,200	398	1.0	13,200
McIntyre	60m	496	1.2	19,400	67	0.9	1,900	562	1.2	21,300
Ridge	75m	173	1.2	6,700	67	1.9	4,000	240	1.4	10,700
McClaren	80m	236	1.4	10,600	60	1.7	3,200	296	1.5	13,800
Sandstone Open Pit Subtotal		5,398	1.3	217,600	2,223	1.3	89,800	7622	1.3	307,400
Central Sandstone Underground Deposits – Summary Mineral Resource Estimates (2012 JORC Code) at 0.73g/t cut-off*										
Two Mile Hill Underground – Tonalite	from 150m to 560m				10,676	1.6	554,100	10,676	1.6	554,100
Two Mile Hill Underground – BIF	NA	48	6.8	10,400	105	2.8	9,400	153	2.8	19,800
Sandstone Underground Subtotal		48	6.8	10,400	10,782	1.6	563,500	10,829	1.6	573,900
Johnson Range Open Pit Deposits – Summary Mineral Resource Estimates (2012 JORC Code) at 1.0g/t cut-off										
Gwendolyn	100m				803	2.51	64,700	803	2.51	64,700
Sandstone Operations Total		5,446	1.3	228,000	13,808	1.6	718,100	19,254	1.5	946,000

*Data has been rounded to the nearest 1,000 tonnes, 0.1g/t and 100 ounces. Rounding variations may occur.

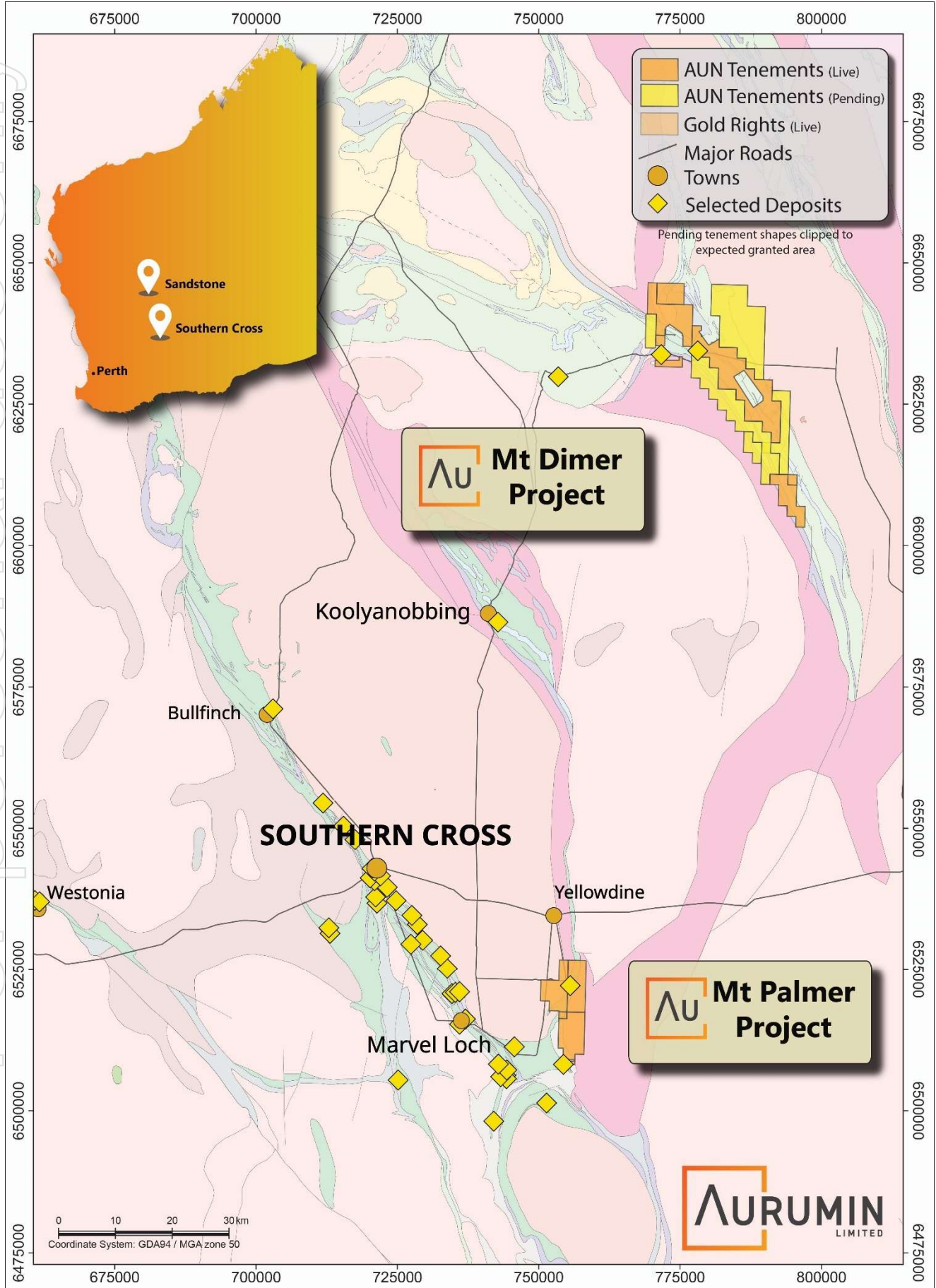
^Data has been rounded to the nearest 1,000 tonnes, 0.01g/t and 100 ounces. Rounding variations may occur.

Annexure B – Sandstone Operations Location Map



For personal use only

Annexure C – Southern Cross Operations Location Map



For personal use only

Annexure D – Tenement Information (as of 16 October 2025)

Tenement	Project Name	Status	Interest at Start of Quarter	Interest at End of Quarter	Other Information
E77/2595	JOHNSON RANGE	LIVE	100%	100%	
E77/3113	JOHNSON RANGE	LIVE	100%	100%	
G77/0119	JOHNSON RANGE	LIVE	100%	100%	
L77/0245	JOHNSON RANGE	LIVE	100%	100%	
L77/0247	JOHNSON RANGE	LIVE	100%	100%	
L77/0248	JOHNSON RANGE	LIVE	100%	100%	
M77/1263	JOHNSON RANGE	LIVE	100%	100%	
E77/3037	JOHNSON RANGE	PENDING	0%	0%	Subject to ballot - ballot pending
E77/3038	JOHNSON RANGE	PENDING	0%	0%	Subject to ballot - ballot pending
E16/0489	MT DIMER	LIVE	100%	100%	
E16/0623	MT DIMER	LIVE	100%	100%	
E77/2560	MT DIMER	LIVE	100%	100%	
E77/2662	MT DIMER	LIVE	100%	100%	
E77/2974	MT DIMER	LIVE	100%	100%	
E77/2983	MT DIMER	LIVE	100%	100%	
P77/4576	MT DIMER	LIVE	100%	100%	
E16/0656	MT DIMER	PENDING	0%	0%	
E77/2985	MT DIMER	PENDING	0%	0%	
E77/2999	MT DIMER	PENDING	0%	0%	
E77/3000	MT DIMER	PENDING	0%	0%	
E77/2210	MT PALMER	LIVE	100%	100%	
E77/2423	MT PALMER	LIVE	100%	100%	
E77/2668	MT PALMER	LIVE	100%	100%	
M77/0406	MT PALMER	LIVE	100%	100%	
P77/4527	MT PALMER	LIVE	100%	100%	
E57/1102	SANDSTONE	LIVE	100%	100%	
E57/1140	SANDSTONE	LIVE	100%	100%	
E57/1224	SANDSTONE	LIVE	100%	100%	
E57/1225	SANDSTONE	LIVE	100%	100%	
E57/1254	SANDSTONE	LIVE	100%	100%	
E57/1273	SANDSTONE	LIVE	100%	100%	
E57/1279	SANDSTONE	LIVE	100%	100%	
E57/1294	SANDSTONE	LIVE	100%	100%	
E57/1296	SANDSTONE	LIVE	100%	100%	
E57/1302	SANDSTONE	LIVE	100%	100%	
E57/1315	SANDSTONE	LIVE	100%	100%	
E57/1317	SANDSTONE	LIVE	100%	100%	
E57/1360	SANDSTONE	LIVE	100%	100%	
E57/1371	SANDSTONE	LIVE	100%	100%	
E57/1373	SANDSTONE	LIVE	100%	100%	

For personal use only

E57/1396	SANDSTONE	LIVE	100%	100%	
E57/1413	SANDSTONE	LIVE	100%	100%	
E57/1416	SANDSTONE	LIVE	0%	100%	
E57/1417	SANDSTONE	LIVE	100%	100%	
L57/0067	SANDSTONE	LIVE	100%	100%	
M57/0128	SANDSTONE	LIVE	100%	100%	
M57/0129	SANDSTONE	LIVE	100%	100%	
M57/0352	SANDSTONE	LIVE	100%	100%	
M57/0654	SANDSTONE	LIVE	100%	100%	
P57/1442	SANDSTONE	LIVE	100%	100%	
P57/1516	SANDSTONE	LIVE	100%	100%	
E57/1285	SANDSTONE	PENDING	0%	0%	Subject to ballot - ballot pending
E57/1304	SANDSTONE	PENDING	0%	0%	Subject to ballot - ballot pending
E57/1356	SANDSTONE	PENDING	0%	0%	Subject to ballot - ballot pending
E57/1374	SANDSTONE	PENDING	0%	0%	
E57/1375	SANDSTONE	PENDING	0%	0%	

For personal use only

Appendix 5B

Mining exploration entity or oil and gas exploration entity quarterly cash flow report

Name of entity

Aurumin Limited

ABN

64 639 427 099

Quarter ended ("current quarter")

31 December 2024

Consolidated statement of cash flows		Current quarter \$A'000	Year to date (6 months) \$A'000
1.	Cash flows from operating activities		
1.1	Receipts from customers	218	246
1.2	Payments for		
	(a) exploration & evaluation	(591)	(1,212)
	(b) development	-	-
	(c) production	-	-
	(d) staff costs	(76)	(113)
	(e) administration and corporate costs	(583)	(705)
1.3	Dividends received (see note 3)	-	-
1.4	Interest received	1	1
1.5	Interest and other costs of finance paid	(1)	(1)
1.6	Income taxes paid	-	-
1.7	Government grants and tax incentives	-	-
1.8	Other	-	-
1.9	Net cash from / (used in) operating activities	(1,032)	(1,784)

2.	Cash flows from investing activities		
2.1	Payments to acquire:		
	(a) entities	-	-
	(b) tenements	-	-
	(c) property, plant and equipment	-	-
	(d) exploration & evaluation	(3)	(9)
	(e) investments	-	-
	(f) other non-current assets	-	-

Mining exploration entity or oil and gas exploration entity quarterly cash flow report

Consolidated statement of cash flows		Current quarter \$A'000	Year to date (6 months) \$A'000
2.2	Proceeds from the disposal of:		
	(a) entities	-	-
	(b) tenements	-	-
	(c) property, plant and equipment	-	-
	(d) investments	-	-
	(e) other non-current assets – iron ore rights	500	500
2.3	Cash flows from loans to other entities	-	-
2.4	Dividends received (see note 3)	-	-
2.5	Other (provide details if material)	-	-
2.6	Net cash from / (used in) investing activities	497	491

3.	Cash flows from financing activities		
3.1	Proceeds from issues of equity securities (excluding convertible debt securities)	1,997	1,997
3.2	Proceeds from issue of convertible debt securities	-	-
3.3	Proceeds from exercise of options	-	2
3.4	Transaction costs related to issues of equity securities or convertible debt securities	(120)	(120)
3.5	Proceeds from borrowings	-	-
3.6	Repayment of borrowings	-	-
3.7	Transaction costs related to loans and borrowings	-	-
3.8	Dividends paid	-	-
3.9	Other (share applications received in advance)	-	-
3.10	Net cash from / (used in) financing activities	1,877	1,879

4.	Net increase / (decrease) in cash and cash equivalents for the period		
4.1	Cash and cash equivalents at beginning of period	163	919
4.2	Net cash from / (used in) operating activities (item 1.9 above)	(1,032)	(1,784)
4.3	Net cash from / (used in) investing activities (item 2.6 above)	497	491
4.4	Net cash from / (used in) financing activities (item 3.10 above)	1,877	1,879

Mining exploration entity or oil and gas exploration entity quarterly cash flow report

Consolidated statement of cash flows		Current quarter \$A'000	Year to date (6 months) \$A'000
4.5	Effect of movement in exchange rates on cash held	-	-
4.6	Cash and cash equivalents at end of period	1,505	1,505

5.	Reconciliation of cash and cash equivalents at the end of the quarter (as shown in the consolidated statement of cash flows) to the related items in the accounts	Current quarter \$A'000	Previous quarter \$A'000
5.1	Bank balances	1,505	163
5.2	Call deposits	-	-
5.3	Bank overdrafts	-	-
5.4	Other (provide details)	-	-
5.5	Cash and cash equivalents at end of quarter (should equal item 4.6 above)	1,505	163

6. Payments to related parties of the entity and their associates

- 6.1 Aggregate amount of payments to related parties and their associates included in item 1
- 6.2 Aggregate amount of payments to related parties and their associates included in item 2

Current quarter \$A'000
229
-

Note: if any amounts are shown in items 6.1 or 6.2, your quarterly activity report must include a description of, and an explanation for, such payments.

Mining exploration entity or oil and gas exploration entity quarterly cash flow report

7. Financing facilities	Total facility amount at quarter end \$A'000	Amount drawn at quarter end \$A'000
<i>Note: the term "facility" includes all forms of financing arrangements available to the entity. Add notes as necessary for an understanding of the sources of finance available to the entity.</i>		
7.1 Loan facilities	-	-
7.2 Credit standby arrangements	-	-
7.3 Other (convertible debt securities)	-	-
7.4 Total financing facilities	-	-
7.5 Unused financing facilities available at quarter end		-
7.6 Include in the box below a description of each facility above, including the lender, interest rate, maturity date and whether it is secured or unsecured. If any additional financing facilities have been entered into or are proposed to be entered into after quarter end, include a note providing details of those facilities as well.		

8. Estimated cash available for future operating activities	\$A'000
8.1 Net cash from / (used in) operating activities (Item 1.9)	(1,032)
8.2 (Payments for exploration & evaluation classified as investing activities) (item 2.1(d))	(3)
8.3 Total relevant outgoings (Item 8.1 + Item 8.2)	(1,035)
8.4 Cash and cash equivalents at quarter end (Item 4.6)	1,505
8.5 Unused finance facilities available at quarter end (Item 7.5)	-
8.6 Total available funding (Item 8.4 + Item 8.5)	1,505
8.7 Estimated quarters of funding available (Item 8.6 divided by Item 8.3)	1.45
8.8 If Item 8.7 is less than 2 quarters, please provide answers to the following questions:	
1. Does the entity expect that it will continue to have the current level of net operating cash flows for the time being and, if not, why not?	
Answer: No, the Company expects administrative and corporate expenses to reduce from current levels.	
2. Has the entity taken any steps, or does it propose to take any steps, to raise further cash to fund its operations and, if so, what are those steps and how likely does it believe that they will be successful?	
Answer: No.	
3. Does the entity expect to be able to continue its operations and to meet its business objectives and, if so, on what basis?	
Answer: Yes, the Company completed a \$2m capital raising during the quarter and expects to raise a further \$0.2m via director participation subject a shareholder approval. As described in 8.8.1, the Company expects reduced administrative and corporate expenditure from the 31 December 2024 quarter.	

Compliance statement

- 1 This statement has been prepared in accordance with accounting standards and policies which comply with Listing Rule 19.11A.
- 2 This statement gives a true and fair view of the matters disclosed.

Date: 28 January 2025.....

Authorised by: By the Board.....
(Name of body or officer authorising release – see note 4)

Notes

1. This quarterly cash flow report and the accompanying activity report provide a basis for informing the market about the entity's activities for the past quarter, how they have been financed and the effect this has had on its cash position. An entity that wishes to disclose additional information over and above the minimum required under the Listing Rules is encouraged to do so.
2. If this quarterly cash flow report has been prepared in accordance with Australian Accounting Standards, the definitions in, and provisions of, *AASB 6: Exploration for and Evaluation of Mineral Resources* and *AASB 107: Statement of Cash Flows* apply to this report. If this quarterly cash flow report has been prepared in accordance with other accounting standards agreed by ASX pursuant to Listing Rule 19.11A, the corresponding equivalent standards apply to this report.
3. Dividends received may be classified either as cash flows from operating activities or cash flows from investing activities, depending on the accounting policy of the entity.
4. If this report has been authorised for release to the market by your board of directors, you can insert here: "By the board". If it has been authorised for release to the market by a committee of your board of directors, you can insert here: "By the [name of board committee – eg Audit and Risk Committee]". If it has been authorised for release to the market by a disclosure committee, you can insert here: "By the Disclosure Committee".
5. If this report has been authorised for release to the market by your board of directors and you wish to hold yourself out as complying with recommendation 4.2 of the ASX Corporate Governance Council's *Corporate Governance Principles and Recommendations*, the board should have received a declaration from its CEO and CFO that, in their opinion, the financial records of the entity have been properly maintained, that this report complies with the appropriate accounting standards and gives a true and fair view of the cash flows of the entity, and that their opinion has been formed on the basis of a sound system of risk management and internal control which is operating effectively.

For personal use only