



# CASTILE RESOURCES LIMITED

## QUARTERLY ACTIVITIES REPORT

For the Period Ending 31<sup>st</sup> December 2024

### Exploration

- Testing during the quarter showed that new seismic technology - Ambient Noise Tomography (ANT) – is highly accurate in determining the depth (and extent) of ironstone orebodies.
- Castile has over 100 previously untested ironstone exploration targets in the 100% fully owned Rover Mineral Field that can be surveyed - at a fraction of the cost of older technology and significantly more effectively - using the ANT technology
- The first exploration survey using ANT technology to determine the depth of high priority target Pathfinder 35 began in December 2024 with results due in January 2025.
- An exploration drilling program, beginning with Pathfinder 35, is planned for April 2025

### Rover 1 Bankable Feasibility Study (BFS)

- External parties engaged for the provision of updated costings for the Rover 1 BFS
- Water bore testing well advanced at for final Environmental Impact Study (EIS) submission.
- The continued strength in the gold price to over A\$4,300/oz is a significant increase from the A\$2,640/oz used in the December 2022 Pre-Feasibility Study (PFS). With forecast annual production of approximately 30,000oz, Castile is highly leveraged to the gold price and is anticipating using higher gold prices for the BFS financial modelling than was used in the PFS.

### Corporate

- \$4.1m Placement completed to advance exploration and studies for the Rover 1 Bankable Feasibility Study with strong support from existing and new investors. Directors to contribute \$375,000 with shareholders' approval at February 2025 EGM.
- \$1.4 billion market capitalisation South African (and AIM) listed mining company, Pan African Mining (PAF), completed the purchase of a private gold development company in Tennant Creek for an Enterprise Value of approximately \$150m showing the value of assets in the area.
- Castile ended the quarter with a cash at bank position of \$4.890M on 31 December 2024. (This amount does NOT include the \$375,000 Director contributions).

---

#### CASTILE RESOURCES LIMITED

---

*Castile is developing the Rover 1 Project within the prolific gold-copper mining province of Tennant Creek in the Northern Territory. The Rover 1 PFS revealed a financially robust, polymetallic, high-grade iron oxide copper gold deposit that will produce gold doré, copper and cobalt metal and high-grade magnetite. High purity (99%) copper and cobalt produced will be available for sale to EV and battery manufacturers directly from Castile. The gold doré and 96.5% magnetite (suitable for green steel) provide further diversity and revenue streams. Castile has been awarded Major Project status by the NT Government and is engaged with NT Land Corp on a parcel of land within the Middle Arm Sustainable Development Precinct.*

 Suite 1B, 17 Southport Street, West Leederville WA 6007

 +61 8 6313 3969  [info@castile.com.au](mailto:info@castile.com.au)  [www.castile.com.au](http://www.castile.com.au)

## EXPLORATION

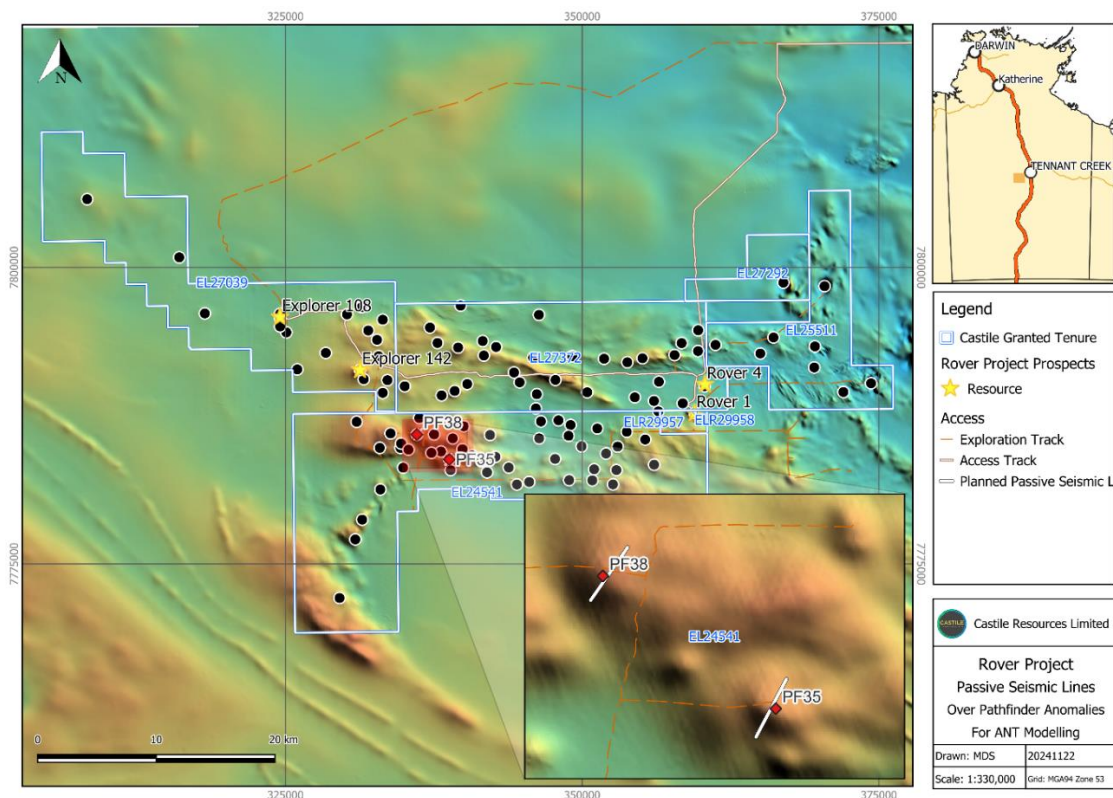
Castile successfully completed a proof-of-concept passive seismic survey over Rover 1 using the latest Ambient Noise Tomography (ANT) modelling algorithms.

The test results showed that the ANT survey can accurately determine the depth of ironstone orebodies from surface and by running survey lines in different directions, it will also be possible to determine the extent of ironstone anomalies prior to drilling.

Castile has over 100 previously tested ironstone exploration targets (shown in Figure 1) with Pathfinder 35 and 38 being the top ranked targets. Castile initiated the first true exploration ANT survey at Pathfinder 35 in the quarter. This will be followed by a survey at the nearby Pathfinder 38. These are both untested coincident magnetic gravity anomalies and considered highly prospective for ironstone orebodies like our flagship development, the Rover 1 Project. If the targets provide the conducive results expected, they will both be drilled in the April 2025 drilling program.

Castile now has an invaluable additional tool for exploration within the wholly owned Rover Mineral Field, where over one hundred targets representing potential IOCG bodies have been identified in addition to the known deposits and occurrences. All these targets are highly suited to analysis with the ANT technology (Figure 2). Due to the remarkable success of the proof-of-concept survey, Castile will now apply the technology to our high priority exploration targets.

**Figure 1: The Rover Mineral Field showing Pathfinder 35 and 38 currently being surveyed with ANT and the 100 defined anomalies (black dots) prospective for ANT surveys.**



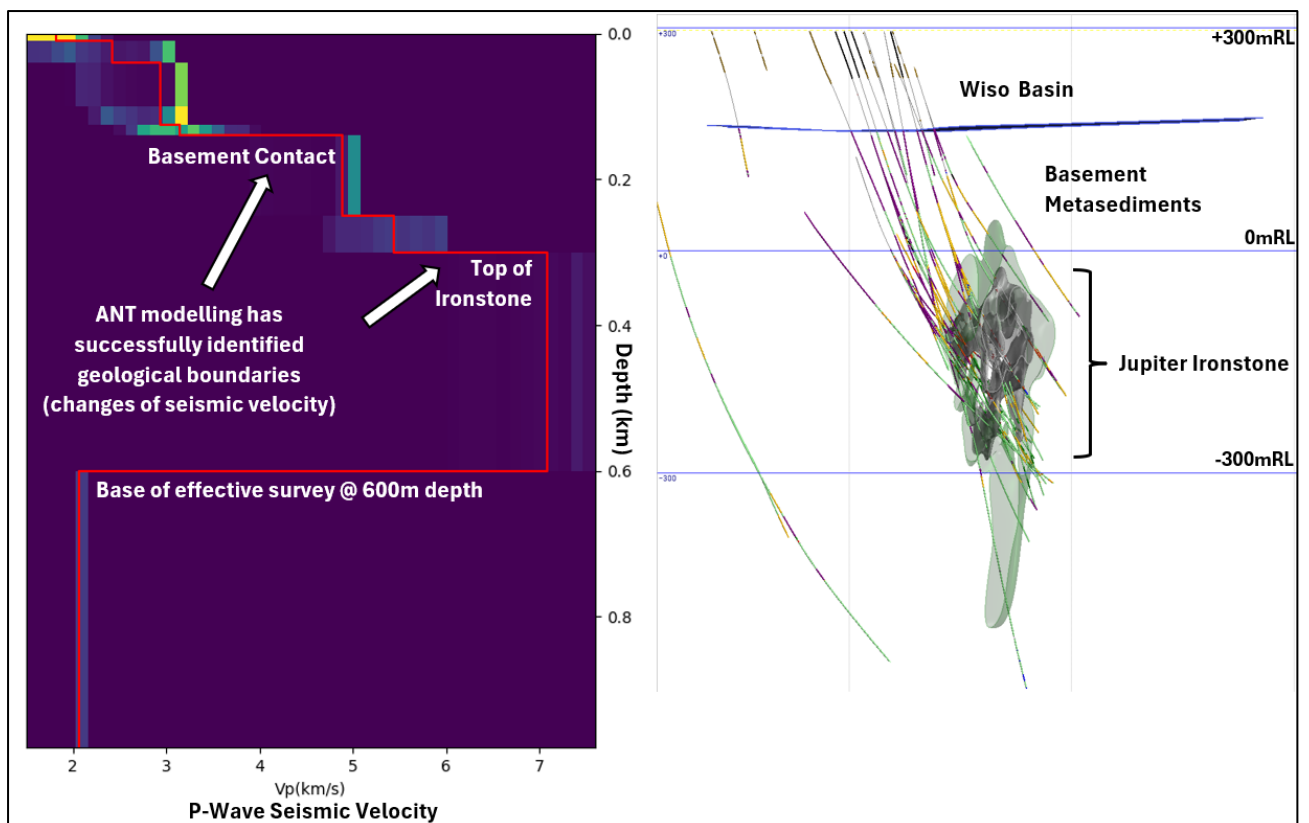
## Proof of Concept Testing - Ambient Noise Tomography

The purpose of the proof-of-concept test was to establish if ANT can accurately discriminate ironstone bodies such as the Rover 1 iron oxide copper gold (IOCG) deposit, from host metasediments at depth. The test was conducted over the Jupiter Ironstone which hosts the Rover 1 deposit achieving remarkable results. The ANT survey was able to accurately determine the depth of the Rover 1 IOCG using this brilliant new technology. Previous geophysics techniques such as gravity and magnetics are used to recognise IOCG formations due to their magnetic and gravity signatures but due to the ‘infinite depth’ problem in forward modelling, they are unable to determine the exact depth and dimension of the source of the signal (orebody).

As a result, previous exploration with older technology has shown that – despite some targets having strong signals – drilling has failed to intersect the targeted ironstone. This may have been due to older technology being unable to determine the location of the target accurately.

The value to Castile of this technology is not just in confirming the presence of a strong geophysical signal but ensuring that we will know the precise depth and location of the ironstone orebody and are guaranteed to intersect our target. We won’t just be hitting targets; we will be avoiding drilling holes that previously may have missed their target altogether.

**Figure 2: Comparison between ANT modelling results for the “proof-of-concept” survey over the Jupiter ironstone and actual extents determined from diamond drilling.**





## **Extensive Drilling Program Beginning April 2025**

Planning has been completed on an extensive initial six-hole exploration drilling program across Rover Mineral Field using the results of the ANT surveys. With over 100 targets previously identified as prospective for ironstone anomalies, Castile can systematically test all these targets at a fraction of the cost of previous technology and with a much higher confidence of hitting the targeted anomaly with the location and dimensions determined by the ANT survey.

## **ROVER 1 BANKABLE FEASIBILITY STUDY**

Following on from the previous quarter, Castile has begun engaging external parties for the provision of updated costings for the Rover 1 project. Initial work has been focused on the provision of key CAPEX items of the Processing Plant and Paste Plant. Work will continue over the next few months for the provision of other high-cost CAPEX items. In addition to the purchase of a new plant, work is ongoing evaluating the potential secondhand options that exist within the current market and the advantages these options provide to the project.

## **Environmental Impact Statement**

Work was completed for an updated groundwater model for the Rover 1 area. The model was in line with expectations and previous models. Ground water testing was successfully completed at six different water horizons, with only one historical bore unable to be utilised. The results of this initial test have been reported back to the hydrologist for incorporation into the groundwater model. The water quality and quantity was as expected. Work on the waste rock characterisation was focused on the different streams of material that will need to be tested as part of the longer-term storage requirements. Alternative sources of tailings have been proposed and approved for testing to ensure continuation of test work whilst awaiting the pilot plant test. Samples will be collected in the next quarter for testing to commence.

## **CORPORATE**

### **Successful Capital Raising of \$4.1M to Advance Exploration and BFS**

Castile raised approximately \$4.1 million via the issue of approximately 63.7 million fully paid ordinary shares at an offer price of \$0.065 per New Share. Directors will contribute \$375,000 to the placement pending shareholder approval at an Extraordinary General Meeting (EGM) due to be conducted on the 19<sup>th</sup> February 2025. The Placement received significant support from new and existing institutional, professional and sophisticated investors including key offshore cornerstone investors

Funds raised under the Placement will be applied to:

- Drilling 6 exploration diamond drill holes into high priority exploration targets
- Ambient Noise Tomography (Passive Seismic) Surveys in the Rover Mineral Field
- Advancing the Rover 1 Project Bankable Feasibility Study including water studies, social impact studies and waste treatment studies
- Pilot Plant Testing

For personal use only

**\$1.4 billion market cap AIM listed Pan African Resources (AIM:PAF) Takes over Tennant Consolidated Mining Group (TCMG) In Tennant Creek and identifies Castiles’ Rover 1 Project as a Potential Third-Party Ore Source in Company Presentation on 5th Nov 2024**

South African gold producer Pan African Resources has acquired the Tennant Consolidated Mining Group (TCMG) for an Enterprise Value of approximately A\$150M. TCMG was a privately owned company developing the Nobles Nob gold mine in Tennant Creek. Being privately owned, TCMG never released a full JORC standard resource inventory. PAF released a presentation on the AIM platform on 5 November 2024 naming Castile Resources Rover 1 as a potential third-party deposit for their operations.

Castile is the only ASX listed company in the Tennant Creek region shown in Slide 13 of the Pan African Presentation that has gold and copper Ore Reserves of any significance.

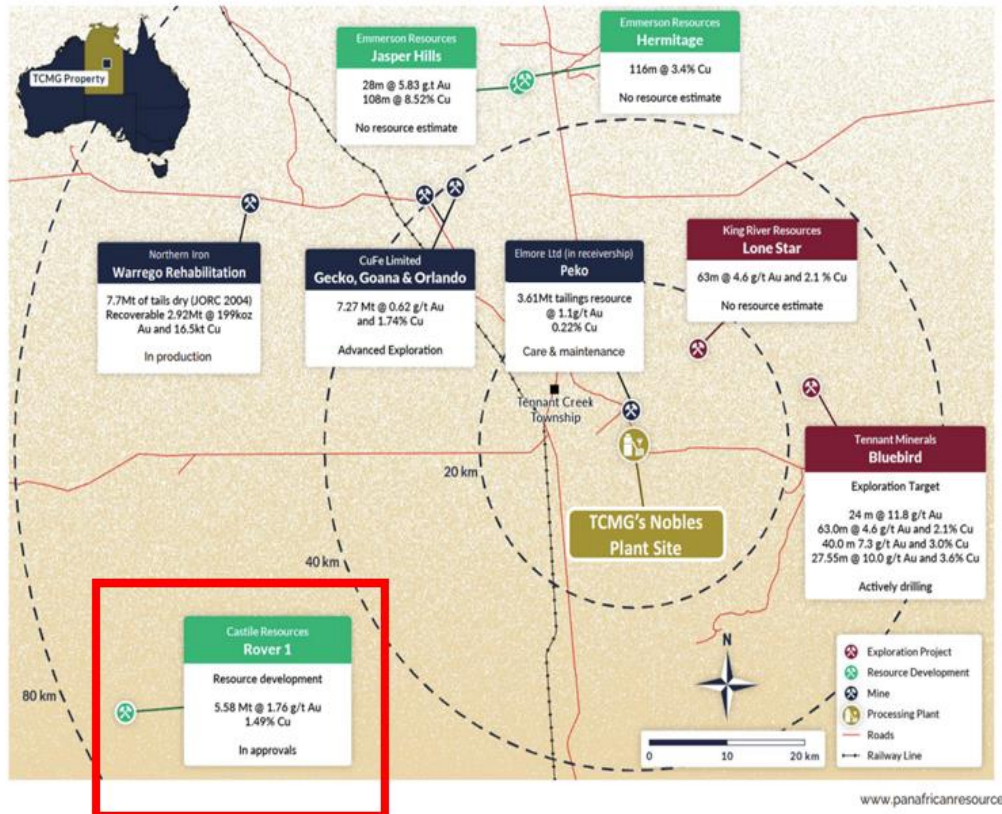
Castile can confirm that there has been no contact between PAF and CST as of 31<sup>st</sup> December 2024.

**Figure 3: Slide from PAF presentation deck released on the London AIM Platform naming Castile as a potential third-party ore source**

**ACQUISITION OF TCMG – PROJECT UPSIDE**  
**THIRD-PARTY DEPOSITS**

Tennant Creek also hosts multiple third-party polymetallic (Au, Cu, Ni and Bi) deposits, several of these are actively being advanced with potential to be unlocked once a centralised processing facility is built.

There are no active gold or polymetallic processing plants in Tennant Creek and most deposits are within an 80km trucking distance of the TCMG Nobles processing plant.



OTCQX: PAFRF/PAFRY | AIM: PAF | JSE: PAN



## GOVERNMENT AND INVESTOR RELATIONS

### Castile Presents at Major Projects Conference hosted by newly elected NT Government

Castile presented at the 2024 Major Projects Conference in Darwin in October 2024 to key stakeholders, investors and Government Ministers involved in Northern Territory. The keynote speakers were the Hon. Lia Finocchiaro, the newly elected Chief Minister for the Northern Territory and the Hon. Gerard Maley, Minister for Mining and Energy. The incoming Country Liberal Party is committed to promoting the development of resource projects through several initiatives that the Chief Minister will personally oversee in her ministerial portfolios.

Castile continued discussions with various parties on the funding for the Rover 1 project development and the potential for third party users of facilities regarding the MASDP refining section of Castile's processing plant. The Bankable Feasibility Study will be a key factor in finalising the funding requirements of the project.

### Extensive Marketing Roadshow Provides Strong Support for Capital Raising

During the quarter Castile completed roadshows presenting to range of institutions, stockbrokers and private investors in Brisbane, Sydney, Melbourne and locally in Perth. This resulted in strong support from new and existing institutional and private shareholders in the equity placement.

## TENEMENTS

Castile held the following tenements as of 31 December 2024.

As reported during the quarter, the Milgun tenements in Western Australia were surrendered after extensive groundwork and analysis appraised them as of no further interest to Castile.

Tenement	Project	Location	Interest	Status
EL 24541	Rover	Northern Territory	100%	Expiry 17/12/2025
EL 25511	Rover	Northern Territory	100%	Expiry 17/12/2025
EL 27039	Rover	Northern Territory	100%	Expiry 14/05/2025
EL 27292	Rover	Northern Territory	100%	Expiry 26/05/2026
EL 27372	Rover	Northern Territory	100%	Expiry 26/05/2026
ELR 29957	Rover	Northern Territory	100%	Expiry 16/09/2028
ELR 29958	Rover	Northern Territory	100%	Expiry 16/09/2028
EL 33121	Rover	Northern Territory	100%	Expiry 3/11/2028
EL 10397	Warumpi	Northern Territory	100%	Expiry 10/09/2025
EL 31794	Lake Mackay JV	Northern Territory	14%	Expiry 27/02/2026
E52/4206	Milgun	Western Australia	100%	Surrendered
E52/4235	Milgun	Western Australia	100%	Surrendered



## Warumpi Project – Northern Territory

Further geophysical surveys are being considered for the Warumpi tenements in the coming field season.

## FINANCIAL POSITION

Castile's cash position as of 31 December 2024 was \$4.890M. Appendix 5B for the quarter ended 31 December 2024 provides an overview of the Company's financial activities. Exploration expenditure for the quarter was \$0.228M. No expenditure was incurred on mining production or development activities during the quarter. The total amount paid to the Directors of the Company, their associates and other related parties was \$0.170M for salary and superannuation.

## HEALTH SAFETY, AND COVID-19 BUSINESS MANAGEMENT PLAN

There were no Lost Time Injuries (LTI's) to any Castile staff reported in the December 2024 quarter. Castile will continue to monitor and maintain safety requirements in the new areas of exploration at Pathfinder 35.

Mark Hepburn

### Managing Director

Castile Resources Limited

For further enquiries please contact

E: [info@castile.com.au](mailto:info@castile.com.au)

P: +61 8 6313 3969

Authorised for release by the Board of Castile Resources Limited

## Competent Persons Statements

The information contained in this report relating to Exploration Results, Minerals Resources and Ore Reserves has been previously reported by the Company as referenced in this report. The Company confirms that it is not aware of any new information or data that would materially affect the information included in the Announcements and, in the case of estimates of Mineral Resources and Ore Reserves that all material assumptions released on 5 December 2022 and technical parameters underpinning the estimates continue to apply and have not materially changed.

## Appendix 5B

### Mining exploration entity or oil and gas exploration entity quarterly cash flow report

Name of entity

Castile Resources Limited

ABN

93 124 314 085

Quarter ended ("current quarter")

31 December 2024

Consolidated statement of cash flows	Current quarter \$A'000	Year to date (6 months) \$A'000
<b>1. Cash flows from operating activities</b>		
1.1 Receipts from customers	-	-
1.2 Payments for		
(a) exploration & evaluation	(5)	(10)
(b) development	-	-
(c) production	-	-
(d) staff costs	(146)	(304)
(e) administration and corporate costs	(215)	(366)
1.3 Dividends received (see note 3)	-	-
1.4 Interest received	21	42
1.5 Interest and other costs of finance paid	(1)	(2)
1.6 Income taxes paid	-	-
1.7 Government grants and tax incentives	-	-
1.8 Other (provide details if material)	-	-
<b>1.9 Net cash from / (used in) operating activities</b>	<b>(346)</b>	<b>(640)</b>

<b>2. Cash flows from investing activities</b>		
2.1 Payments to acquire or for:		
(a) entities	-	-
(b) tenements	-	-
(c) property, plant and equipment	-	(4)
(d) exploration & evaluation	(222)	(420)
(e) investments	-	-
(f) other non-current assets	-	-

## Mining exploration entity or oil and gas exploration entity quarterly cash flow report

Consolidated statement of cash flows		Current quarter \$A'000	Year to date (6 months) \$A'000
2.2	Proceeds from the disposal of:		
	(a) entities	-	-
	(b) tenements	-	-
	(c) property, plant and equipment	-	-
	(d) investments	-	-
	(e) other non-current assets	-	-
2.3	Cash flows from loans to other entities	-	-
2.4	Dividends received (see note 3)	-	-
2.5	Other (tenement deposits)	-	(3)
<b>2.6</b>	<b>Net cash from / (used in) investing activities</b>	<b>(222)</b>	<b>(427)</b>
<b>3.</b>	<b>Cash flows from financing activities</b>		
3.1	Proceeds from issues of equity securities (excluding convertible debt securities)	3,775	3,775
3.2	Proceeds from issue of convertible debt securities	-	-
3.3	Proceeds from exercise of options	-	-
3.4	Transaction costs related to issues of equity securities or convertible debt securities	(232)	(232)
3.5	Proceeds from borrowings	-	-
3.6	Repayment of borrowings	(6)	(12)
3.7	Transaction costs related to loans and borrowings	-	-
3.8	Dividends paid	-	-
3.9	Other (provide details if material)	-	-
<b>3.10</b>	<b>Net cash from / (used in) financing activities</b>	<b>3,537</b>	<b>3,531</b>
<b>4.</b>	<b>Net increase / (decrease) in cash and cash equivalents for the period</b>		
4.1	Cash and cash equivalents at beginning of period	1,921	2,426
4.2	Net cash from / (used in) operating activities (item 1.9 above)	(346)	(640)
4.3	Net cash from / (used in) investing activities (item 2.6 above)	(222)	(427)
4.4	Net cash from / (used in) financing activities (item 3.10 above)	3,537	3,531

## Mining exploration entity or oil and gas exploration entity quarterly cash flow report

Consolidated statement of cash flows		Current quarter \$A'000	Year to date (6 months) \$A'000
4.5	Effect of movement in exchange rates on cash held	-	-
<b>4.6</b>	<b>Cash and cash equivalents at end of period</b>	<b>4,890</b>	<b>4,890</b>

5. Reconciliation of cash and cash equivalents at the end of the quarter (as shown in the consolidated statement of cash flows) to the related items in the accounts		Current quarter \$A'000	Previous quarter \$A'000
5.1	Bank balances	4,711	1,743
5.2	Call deposits	184	184
5.3	Bank overdrafts	-	-
5.4	Other (credit cards)	(5)	(6)
<b>5.5</b>	<b>Cash and cash equivalents at end of quarter (should equal item 4.6 above)</b>	<b>4,890</b>	<b>1,921</b>

6. Payments to related parties of the entity and their associates		Current quarter \$A'000
6.1	Aggregate amount of payments to related parties and their associates included in item 1	124
6.2	Aggregate amount of payments to related parties and their associates included in item 2	46

*Note: if any amounts are shown in items 6.1 or 6.2, your quarterly activity report must include a description of, and an explanation for, such payments.*

Comprises Director salaries and superannuation. Note that the amount within item 1.2(d) includes salaries recharged.

## Mining exploration entity or oil and gas exploration entity quarterly cash flow report

7. <b>Financing facilities</b> <i>Note: the term "facility" includes all forms of financing arrangements available to the entity. Add notes as necessary for an understanding of the sources of finance available to the entity.</i>	<b>Total facility amount at quarter end \$A'000</b>	<b>Amount drawn at quarter end \$A'000</b>
7.1 Loan facilities	-	-
7.2 Credit standby arrangements	-	-
7.3 Other (please specify)	-	-
7.4 <b>Total financing facilities</b>	-	-
7.5 <b>Unused financing facilities available at quarter end</b>		-
7.6 Include in the box below a description of each facility above, including the lender, interest rate, maturity date and whether it is secured or unsecured. If any additional financing facilities have been entered into or are proposed to be entered into after quarter end, include a note providing details of those facilities as well.	N/A	

8. <b>Estimated cash available for future operating activities</b>	<b>\$A'000</b>
8.1 Net cash from / (used in) operating activities (item 1.9)	(346)
8.2 (Payments for exploration & evaluation classified as investing activities) (item 2.1(d))	(222)
8.3 Total relevant outgoings (item 8.1 + item 8.2)	(568)
8.4 Cash and cash equivalents at quarter end (item 4.6)	4,890
8.5 Unused finance facilities available at quarter end (item 7.5)	-
8.6 Total available funding (item 8.4 + item 8.5)	4,890
8.7 <b>Estimated quarters of funding available (item 8.6 divided by item 8.3)</b>	8.6
<i>Note: if the entity has reported positive relevant outgoings (ie a net cash inflow) in item 8.3, answer item 8.7 as "N/A". Otherwise, a figure for the estimated quarters of funding available must be included in item 8.7.</i>	
8.8 If item 8.7 is less than 2 quarters, please provide answers to the following questions:	
8.8.1 Does the entity expect that it will continue to have the current level of net operating cash flows for the time being and, if not, why not?	
Answer: N/A	
8.8.2 Has the entity taken any steps, or does it propose to take any steps, to raise further cash to fund its operations and, if so, what are those steps and how likely does it believe that they will be successful?	
Answer: N/A	

**Mining exploration entity or oil and gas exploration entity quarterly cash flow report**

8.8.3 Does the entity expect to be able to continue its operations and to meet its business objectives and, if so, on what basis?

Answer: N/A

*Note: where item 8.7 is less than 2 quarters, all of questions 8.8.1, 8.8.2 and 8.8.3 above must be answered.*

**Compliance statement**

- 1 This statement has been prepared in accordance with accounting standards and policies which comply with Listing Rule 19.11A.
- 2 This statement gives a true and fair view of the matters disclosed.

Date: 30 January 2025

Authorised by: Mark Hepburn, Managing Director of Castile Resources Limited  
(Name of body or officer authorising release – see note 4)

**Notes**

1. This quarterly cash flow report and the accompanying activity report provide a basis for informing the market about the entity's activities for the past quarter, how they have been financed and the effect this has had on its cash position. An entity that wishes to disclose additional information over and above the minimum required under the Listing Rules is encouraged to do so.
2. If this quarterly cash flow report has been prepared in accordance with Australian Accounting Standards, the definitions in, and provisions of, *AASB 6: Exploration for and Evaluation of Mineral Resources* and *AASB 107: Statement of Cash Flows* apply to this report. If this quarterly cash flow report has been prepared in accordance with other accounting standards agreed by ASX pursuant to Listing Rule 19.11A, the corresponding equivalent standards apply to this report.
3. Dividends received may be classified either as cash flows from operating activities or cash flows from investing activities, depending on the accounting policy of the entity.
4. If this report has been authorised for release to the market by your board of directors, you can insert here: "By the board". If it has been authorised for release to the market by a committee of your board of directors, you can insert here: "By the [name of board committee – eg Audit and Risk Committee]". If it has been authorised for release to the market by a disclosure committee, you can insert here: "By the Disclosure Committee".
5. If this report has been authorised for release to the market by your board of directors and you wish to hold yourself out as complying with recommendation 4.2 of the ASX Corporate Governance Council's *Corporate Governance Principles and Recommendations*, the board should have received a declaration from its CEO and CFO that, in their opinion, the financial records of the entity have been properly maintained, that this report complies with the appropriate accounting standards and gives a true and fair view of the cash flows of the entity, and that their opinion has been formed on the basis of a sound system of risk management and internal control which is operating effectively.