

# QUARTERLY REPORT HIGHLIGHTS

## Strong Preliminary Feasibility for Bécancour Lithium Refinery

### The Lithium Universe Strategy

- Positive, robust Bécancour Refinery PFS even in low pricing environment
- LU7 has a counter cyclical strategy – develop project, ready for price recovery
- Closing the Lithium Conversion Gap – growth in resource and end market projects

### The Financial Modelling

- Economically viable with excellent pre-tax NPV8% of approximately US\$779M
- IRR (pre-tax) of approximately 23.5% and payback of 3.5 years based on;
- Price forecast of US\$1,170/t SC6 and US\$20,970/t for battery grade  $\text{Li}_2\text{CO}_3$
- Operating costs at around US\$3,976/tonne; capital cost estimate of US\$494 million
- Expected annual revenue of approx US\$383 million and EBITDA of around US\$147 million
- Project break even at around US\$780 /t (SC6) and around US\$14,000 per tonne  $\text{Li}_2\text{CO}_3$

### The Design

- LU7 offers a solution to worldwide lithium conversion failures and startup problems
- Using proven Jiangsu Refinery operating technology and lithium industry experience
- Producing up to 18,270 tonnes/year of green battery-grade lithium carbonate
- Smaller off-the-shelf style plant rather than large difficult-to-operate facilities
- Initial focus on lithium carbonate production – feed for LFP batteries
- Assumptions based on real operating data and experience – not new aspirant

### The Location

- Québec ideal trans-Atlantic lithium conversion centre, comparable to China
- Feedstock from Canada, Brazil and Africa – end market North America
- Critical cost benefits – cheap green power, transport mine/end market savings, US/Canada tariffs
- 95% GHG emission reduction with Hydro Québec's green energy

### Next Steps

- Offtake discussions with interested OEMs underway
- LU7 continues to progress full Definitive Feasibility Study

## LU7 Bécancour Lithium Refinery Definitive Feasibility Study On Track To Be Released Next Quarter

- DFS is progressing and on track as expected
- Finalizing capital cost estimate for DFS
- 80% of supplier pricing program completed
- Procurement strategy and material take-offs being finalized
- Engineering design tailored to new site conditions
- Project led by John Loxton, Head of Refinery
- Overseen by Lithium expert, Dr Jingyuan Liu (NED)

## LU7 Partners With Quebec Chemical Logistics Supply Company

- Strategic local chemical logistics partnership with Servitank
- Single logistics supplier capable of sourcing multiple process chemicals
- Reliable delivery of critical chemical inputs to Bécancour Lithium Refinery
- Investigation of secondary product management and sales
- Proven experience in spodumene logistics and storage

## Strong Preliminary Feasibility For Bécancour Lithium Refinery

Lithium Universe Limited recently announced the results of its Preliminary Feasibility Study (PFS) for the Bécancour Lithium Carbonate Refinery in Québec, Canada. The PFS confirms the viability of a strong lithium conversion project, even within a below-average pricing environment. The Company plans to build a reliable, low-risk lithium conversion refinery with an annual capacity of up to 18,270 tonnes, utilizing proven expertise from the Jiangsu processing model. The facility will produce environmentally friendly, battery-grade lithium carbonate. The Company aims to establish a Canadian-based lithium chemicals business, purchasing spodumene feedstock from both domestic suppliers and international markets, including Brazil and Africa and producing a battery grade lithium carbonate product. This aligns with the Company's broader vision of contributing to the North Atlantic lithium supply chain and closing the Lithium Conversion Gap.

The project's economics are highly favourable, even with conservative price assumptions. The refinery is economically viable with a pre-tax Net Present Value

(NPV) of approximately US\$779 million, using an 8% discount rate, and a pre-tax Internal Rate of Return (IRR) of around 23.5%. The payback period is estimated at 3.5 years. The financial model is built on cautious price forecasts of US\$1,170 per tonne for spodumene concentrate (SC6) and US\$20,970 per tonne for battery-grade lithium carbonate equivalent (LCE). LU7's directors believe they have a reasonable basis for using the assumed price in the study of US\$20,970 per tonne for battery grade lithium carbonate. Key operational assumptions include 86% plant availability and 88% lithium recovery. At full production capacity, the project is expected to generate approximately US\$383 million in annual revenue, with costs totalling around US\$236 million, leading to an annual EBITDA of approximately US\$147 million and a gross margin of in the region of 38%. Post-tax, the NPV at an 8% discount rate is estimated at approximately US\$501 million. The capital cost for the project is estimated at US\$494 million, which includes a contingency of US\$68 million. The capital cost estimate is based on advanced design specifications from the Jiangsu Lithium Refinery model, ensuring robust financial planning and projection. These factors highlight the project's strong financial viability, even under conservative pricing conditions.

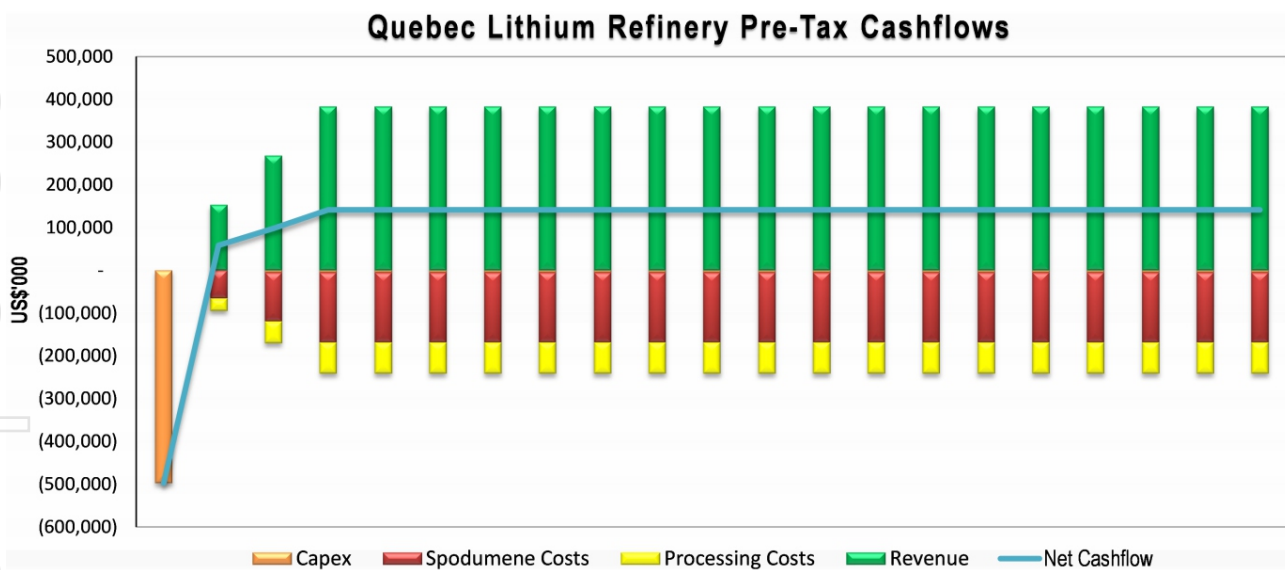


Figure 1: Lithium Universe Bécancour Refinery Estimated Pre-tax Cashflows

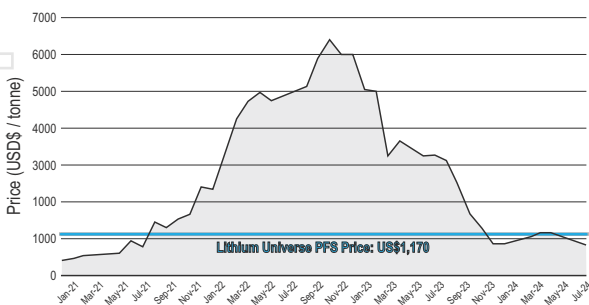


Figure 2: Spodumene SC6 historical prices vs LU7 Forecast

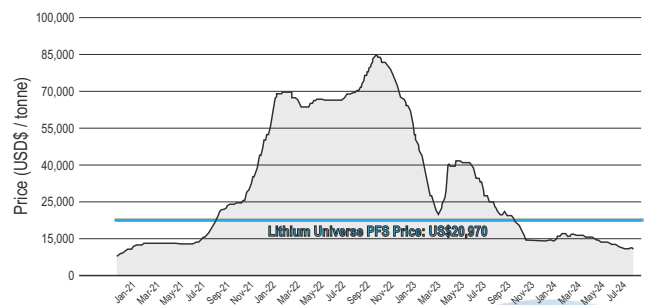


Figure 3: BG Lithium Carbonate historical prices vs LU7 Forecast



Figure 4: Model of the Lithium Universe Bécancour Lithium Refinery

### Counter-Cyclical Strategy

Lithium Universe employs a counter-cyclical strategy, developing projects during market downturns to position for recovery. Despite recent price declines due to oversupply, the company remains confident in strong long-term lithium demand driven by EV and energy storage growth. Although LU7 demonstrates viability even in low price environments, LU7 aims to capitalize on future price recovery and market opportunities.

### Closing the Lithium Conversion Gap

Over 90% of LFP battery manufacturing is concentrated outside North America, but the region is expanding rapidly. By 2028, nearly 1,000 GWh of capacity will be added, requiring 850,000t of LCE annually. With no current lithium converters, efforts are underway to reduce reliance on foreign supply chains.



### Quebec Trans Atlantic Lithium Conversion Centre

Québec is emerging as a strategic trans-Atlantic hub for lithium conversion, benefiting from local feedstock, low-cost green energy (US\$0.026/kWh), and proximity to key lithium regions. The US Inflation Reduction Act, European

Battery Passport, and significant tariffs placed on raw material imports create opportunities for Québec to supply the growing North American market.

### Bécancour Electricity Green Advantage

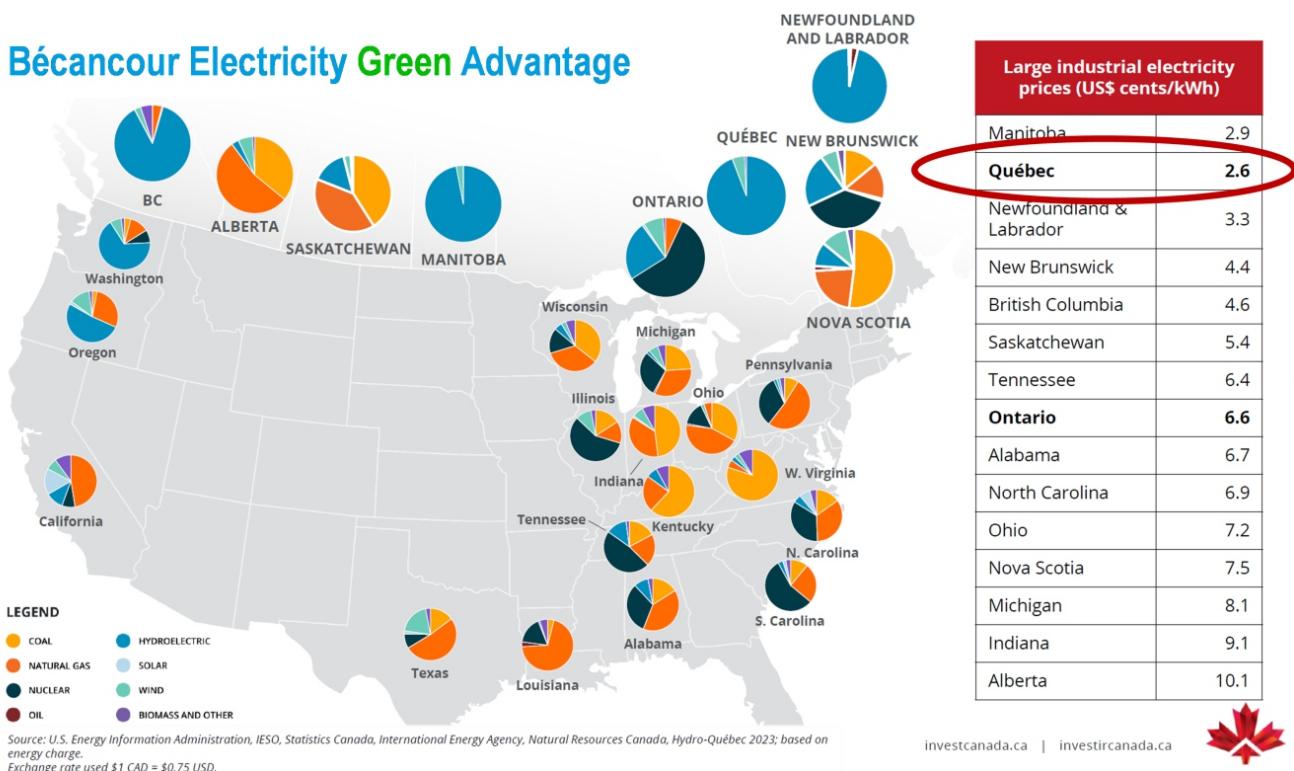


Figure 5: Electricity prices in Trans-Atlantic Region

### Technology Challenges and Failures

The North American Lithium project went bankrupt in 2015, producing only 109 tonnes of lithium carbonate despite CAD 250 million invested. Nemaska Lithium also failed after spending CAD 411 million. The Tianqi Kwinana and Albemarle Kemerton plants in Australia struggled with unproven technologies and design issues, leading to delays and cost overruns. The alkaline pressure leach process remains unreliable due to severe operational challenges.

### Replicating Jiangsu Success

In 2012, the 17,000 tpa Jiangsu Lithium Carbonate Plant, engineered by Hatch Ltd. under Iggy Tan and Dr. Jingyuan Liu, became the world’s largest lithium refinery, exceeding design capacity. The Company’s strategy to mitigate technology risks involves using the same flow sheet, equipment, and suppliers that were successfully implemented at the Jiangsu Lithium Carbonate Plant. By replicating this proven approach, the Company minimizes operational uncertainties and ensures reliable performance, leveraging established processes and trusted suppliers to deliver consistent results in new projects.



Figure 6: Galaxy Jiangsu Lithium Carbonate Plant

## Lithium Dream Team

The Company is comprised of lithium industry leaders known for rapidly developing and operating Australian hard rock lithium extraction and downstream operations in China. In an emerging industry like lithium, where retaining experienced personnel is increasingly challenging, Lithium Universe has assembled a proven expertise team, including Mr. Iggy Tan (Executive Chairman), Mr.

Patrick Scallan (Non-Executive Director), Dr. Jingyuan Liu (Non-Executive Director), Mr. John Loxton (Head of Lithium Refinery), Mr. Terry Stark (Head of Mining), and Mr. Roger Pover (Head of Processing), all of whom bring extensive lithium industry expertise and experience.



## Bécancour Industrial Park

Lithium Universe has executed an option agreement on a key property within the Bécancour Waterfront Industrial Park situated on the St Lawrence River between Montreal and Québec City. The site, strategically located near a major highway and served by Canadian National Railway, offers year-round access to the Port of Bécancour, featuring a deep-water pier and multiple berths, making it ideal for the proposed Lithium Carbonate Refinery.

## Funding Strategy

Funding plans for the capital costs involve inviting one or two strategic partners to join as 49% equity partners at the project level. The Company is also in the process of appointing a debt advisor and has already initiated discussions with financial institutions. The Company will actively engage with financial institutions and government agencies to secure project financing by presenting the findings from the Preliminary Feasibility Study (PFS).

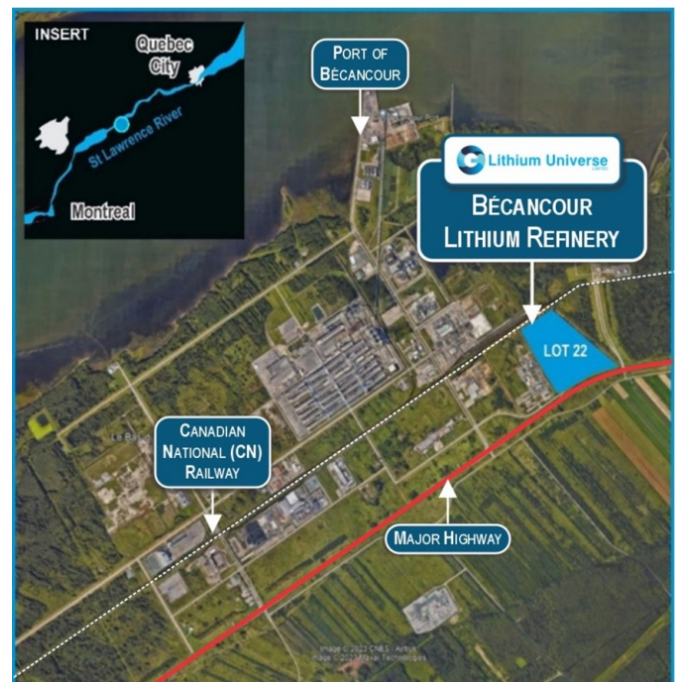


Figure 7: The Company's refinery site within the Bécancour Industrial Facility situated between Montreal and Québec City.

### Bécancour Lithium Refinery

The design of the Bécancour Lithium Carbonate Plant will be modelled after the proven Jiangsu facility, with targeted operational enhancements. The primary objective of this engineering study is to develop a comprehensive design and cost estimation for a standalone battery-grade lithium carbonate plant with an annual capacity of up to 18,270 tons per annum (tpa).

This facility will be engineered to process spodumene concentrate sourced globally. The required feedstock for the plant will be approximately 140,000 tpa at 6% Li<sub>2</sub>O grade however, the plant has been designed to receive grades as low as 5% Li<sub>2</sub>O. Typically, industry-supplied spodumene averages around 5.5% Li<sub>2</sub>O.

**Table 1. Bécancour Lithium Refinery Key Criteria**

Inputs	Approximate Volume (t/year)
Estimated Production Battery Grade Lithium Carbonate	16,748 (5.5% Feed) - 18,270 (6% Feed)
Assumed Spodumene Feedstock at 5.5% to 6% Li <sub>2</sub> O	140,000
Steady State Recovery	88%
Steady State Availability (inc annual shutdowns)	86%
Ramp up to full rate	3 years

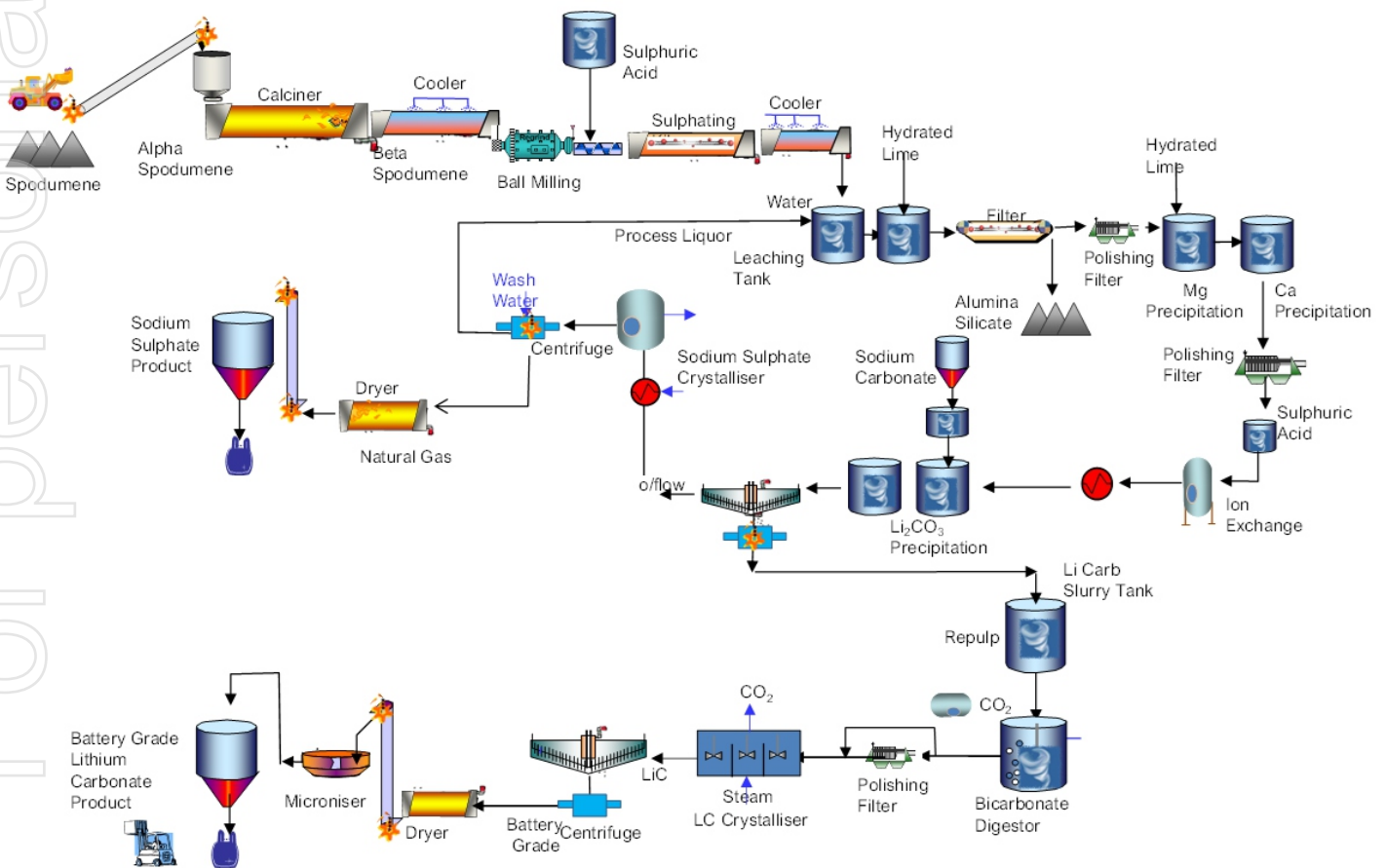


Figure 8: Lithium Universe Bécancour Process Flow Sheet

## Plant Layout

An overall site layout plan was developed where the main facilities and major pieces of equipment are identified, i.e. the spodumene feed stockpile, kilns, driers, cooler, ball mill, belt filters, process tanks and bins, reagent tanks and bins, thickeners, Area 40 and 60 process building including amenities, laboratory and office, lithium product storage, sodium sulphate storage, main substation, air compressor building and maintenance and stores. The layout

defines the roads required for delivery of raw materials and shipment of products and co-products. The main piping racks for the reticulation of utilities, reagents, process piping and electrical cable trays have been defined on the layout. All gas fired equipment such as kilns and driers are located outside of buildings to reduce risks associated with use of natural gas. Most of the plant areas are in heated buildings as part of a winterization of the process.

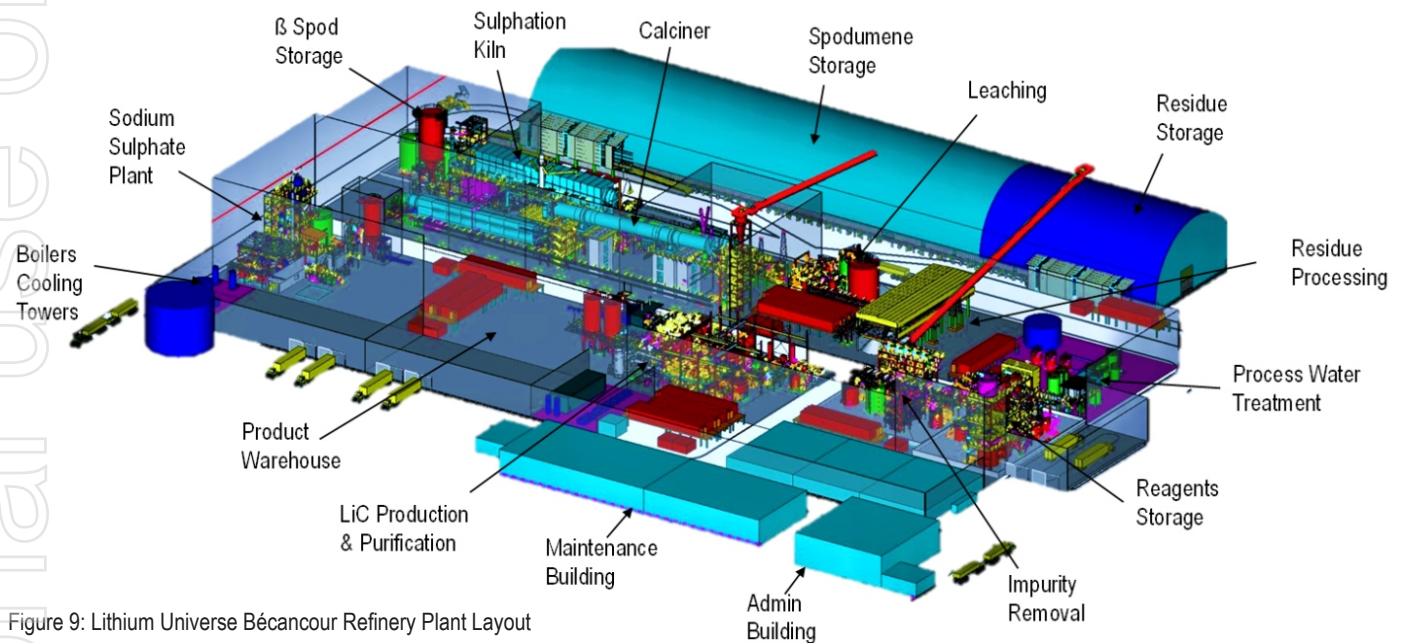


Figure 9: Lithium Universe Bécancour Refinery Plant Layout

## Operating Cost Estimate

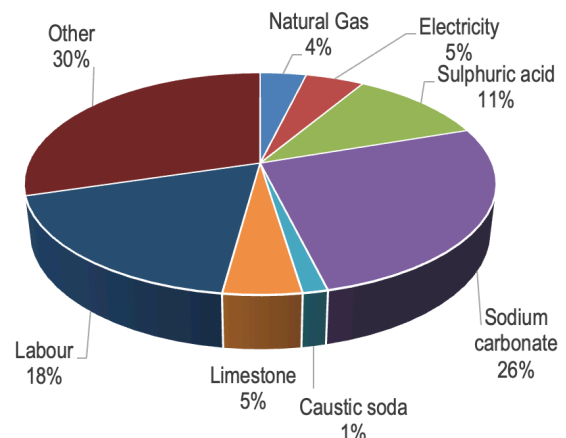
The operating cost is based on the mass balance usage of electricity, natural gas, sulphuric acid, sodium carbonate, neutralising agents, and various reagents and consumables extracted from Jiangsu operating experience.

The operating costs at the Bécancour site are approximately US\$3,976 per tonne of lithium carbonate ( $\text{Li}_2\text{CO}_3$ ) benefiting from inexpensive renewable power from Hydro Québec, costing approximately US\$0.026 per kWh. In comparison, the average operating costs in China are around US\$3,250 per tonne of  $\text{Li}_2\text{CO}_3$ , with more efficient plants often having slightly lower costs.

If you were a spodumene producer in Canada, the transportation costs to China for conversion, including port charges, ocean freight, and internal trucking, amount to approximately US\$70 per tonne of ore. This translates to about US\$600 per tonne of final lithium carbonate (LC) product, which means that the cost of converting in China stands at around US\$3,850 per tonne of LC, compared to

approximately US\$3,976 per tonne in Bécancour.

However, with the US and Canada imposing 25% tariffs on Chinese-sourced lithium chemicals starting in 2024, the effective conversion cost in China will rise to around US\$4,812 (comparison basis) per tonne of LC, while Bécancour operational estimates remain at approximately US\$3,976. This cost advantage underscores why the company believes Québec has the potential to emerge as a key conversion hub for the trans-Atlantic region.



**Table 2. Bécancour Costs vs Chinese Conversion for Canadian-sourced Spodumene**

Cost Item	Bécancour	China
Average Estimated Operating Costs	US\$3,976/t	US\$3,250/t
Estimated Transport Impact (+US\$600)	-	US\$600/t
Estimated Tariff Impact (25%)	-	US\$962/t
<b>Total Estimated Cost</b>	<b>US\$3,976/t</b>	<b>US\$4,812/t</b>

### Offtake Discussions

Automotive and battery companies have secured spodumene supply contracts from mines globally to ensure a steady provision of lithium chemicals for their cathode/battery plants. However, a challenge arises as they need to convert this spodumene supply in China before shipping the lithium units to their supply chains in Europe and America. This poses significant issues by way of government funding support eligibility (ie. IRA) and an increasing tariff rate imposed on the Chinese dependent supply chain in addition to a significant hurdle in establishing a dependable supply chain, particularly due to limited lithium converters in North America.

As the North American region aims to reduce reliance on Chinese suppliers, aligning with both commercial and national security objectives. The business model of Lithium Universe is straightforward: the company will seek to convert essential spodumene supply for these OEMs in Québec and ensure the availability of critical units for the North American supply chain. Pricing is likely to be based on "take or pay" agreements with the OEMs, incorporating certain risk-reducing mechanisms such as floor and ceiling prices to protect Lithium Universe. Assuming there is an established margin to guarantee Lithium Universe refinery's payback, the OEMs gain assurance and sustainability in conversion supply without Lithium Universe being exposed to price and market volatility risks.

Lithium Universe has commenced discussions with OEMs, focused on establishing strategic partnerships with customers for battery-grade lithium carbonate with an emphasis on a customer base which is focused on EV demand growth in North America and Europe. Lithium Universe will concentrate this effort on these growing EV supply chains, particularly considering the growing commitments of battery manufacturing by groups such as Ford, General Motors, Stellantis, Toyota, LGES, SK Innovation, Samsung SDI, and others.

### Next Steps

Lithium Universe Limited will embark on the definitive feasibility study (DFS) for the Bécancour lithium refinery, focusing on Front-End Engineering Design (FEED), cost analysis, and risk assessment to refine project parameters and attract investment. The Company will actively engage with financial institutions and government agencies to secure project financing by presenting the findings from the Preliminary Feasibility Study (PFS). Concurrently, LU7 will advance environmental impact assessments and the permitting process, ensuring regulatory compliance and addressing potential issues proactively. The due diligence process will be coordinated with federal and provincial authorities to obtain necessary approvals.

Discussions with strategic partners regarding offtake agreements and feedstock supply will continue to secure stable supply chains. Additionally, LU7 will conduct a comprehensive impact analysis in consultation with the local First Nation group to incorporate community feedback and promote sustainable development. These steps are essential to progressing the Bécancour project with thorough planning, strong financial backing, and robust stakeholder engagement.



## LU7 Bécancour Lithium Refinery Definitive Feasibility Study On Track To Be Released Next Quarter

Lithium Universe Limited (ASX: LU7) completed its Preliminary Feasibility Study (PFS) on September 30, 2024, and has since moved swiftly to finalize the Definitive Feasibility Study (DFS) for the Bécancour Lithium Refinery. The engineering team, led by Hatch Ltd, worked diligently to refine capital cost estimates, keeping the process designs and equipment from the PFS unchanged.

The focus shifted to securing fixed-price quotations from vendors, with 80% of supplier interactions completed. Design criteria documents across all engineering disciplines were finalized, aiding in the preparation of material take-offs and related deliverables. These were crucial for achieving a  $\pm 20\%$  accuracy in the capital cost estimate, minimizing reliance on factored estimates through detailed material take-offs and unit rates, supported by a Quantitative Risk Assessment (QRA).

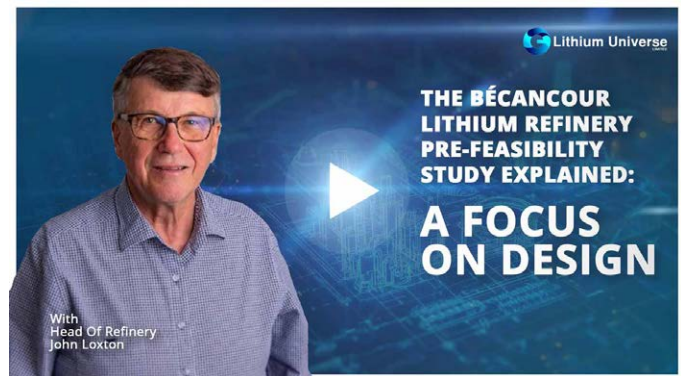
Parallel activities included completing the procurement strategy, trade-off optimization studies, and environmental assessments. Unique engineering aspects for Bécancour, like site-specific earthworks and drainage, saw significant progress. Key engineering tasks such as plant layout finalization, documentation for equipment packages, and power distribution diagrams were accomplished. The management of process effluent and site runoff was also fully addressed, with the package register and equipment lists nearing completion.

John Loxton, Head of Refinery at Lithium Universe, with extensive experience starting from 2010 at Hatch, led the project. His career includes significant roles like overseeing the Jiangsu Lithium Carbonate Plant EPCM for Galaxy Resources and managing Tianqi Lithium's Kwinana plant projects. Dr. Jingyuan Liu, a Non-Executive Director with broad lithium project consultancy experience, provided technical oversight.

Loxton commented,

**“Leveraging our reference plant data has made this process faster and more cost-effective. We’re updating prices for known equipment with familiar suppliers, which helps in obtaining accurate quotes and reduces cost overrun risks. New work is mostly limited to site-specific civil and design adjustments.”**

The project was on track to complete the DFS in the next quarter, promising an efficient and predictable path to execution.



WATCH LU7 Head of Refinery, John Loxton, discuss the Bécancour Lithium Refinery Design  
<https://youtu.be/04dm794J3EU>



WATCH LU7 NED, Dr Jingyuan Liu, discuss the strategy to focus on Lithium Carbonate  
<https://youtu.be/ubfy4zZhxT0>



## LU7 Partners With Quebec Chemical Logistics Supply Company

Lithium Universe Limited (ASX: LU7) is pleased to report the signing of a Memorandum of Understanding (MOU) with Servitank, a Quebec-based logistics specialist, to enhance supply chain operations for our Bécancour Lithium Refinery. Servitank, renowned for its expertise in multimodal logistics, will leverage its local knowledge and facilities to streamline the delivery of essential chemicals, aiming to reduce costs and enhance operational efficiency. This partnership is a crucial step towards our goal of producing 18,270 tonnes per annum of green battery-grade lithium carbonate.

Under the MOU, Servitank will explore various storage solutions at their Bécancour Port terminal to facilitate efficient logistics for liquid chemicals and investigate the construction of dedicated storage tanks for process reagents. Additionally, they will assist in procuring dry bulk reagents locally to support our operational needs and promote a circular economy within the Bécancour Industrial Park. This MOU is non-binding but sets the framework for future definitive agreements that will detail these logistics arrangements.

Further, this collaboration extends to managing secondary products from our operations. We are looking into partnerships for the storage and utilization of alumina silicate by-products with cement companies within Groupe Somavrac's network, enhancing sustainability. We also plan to assess storage solutions for sodium sulphate, potentially integrating it into the pulp and paper industry. Servitank's sister company, Somavrac, will provide additional support with advanced bagging and bulk storage solutions at Trois-Rivières. Chairman Iggy Tan highlighted the significance of this partnership in simplifying our supply chain, aiming to bridge the lithium conversion gap while ensuring a responsible and efficient operation.



Figure 10: Groupe Somavrac dry and liquid bulk storage facilities at Bécancour and Trois-Rivières

**“ This partnership with Servitank is a significant step towards realizing our vision for the Bécancour Lithium Refinery. We are particularly focused on identifying a single logistic supplier capable of supporting us in sourcing most of our chemical reagents, which will simplify our supply chain and enhance operational efficiency. Together, we aim to bridge the lithium conversion gap and ensure a robust and responsible supply chain.**

*- Iggy Tan, Chairman*

## Board Changes

Lithium Universe Limited (ASX: LU7) announced that Mr. Gernot Abl resigned from the Board of Directors effective from 9<sup>th</sup> December to pursue other interests. He will continue to support the Company part-time, focusing on Corporate and Investor Relations. Mr. Abl played a significant role in transforming Mogul Games Group into a lithium-focused entity. The Board expressed gratitude for his contributions and wished him success in his future endeavors.

The Board will prioritize funding for the completion of the Definitive Feasibility Study for the Bécancour Lithium Refinery, which remains on schedule. The current Board includes:

**Mr. Iggy Tan, Executive Chairman**  
**Mr. Pat Scallan, Non-Executive Director**  
**Dr. Jingyuan Liu, Non-Executive Director**

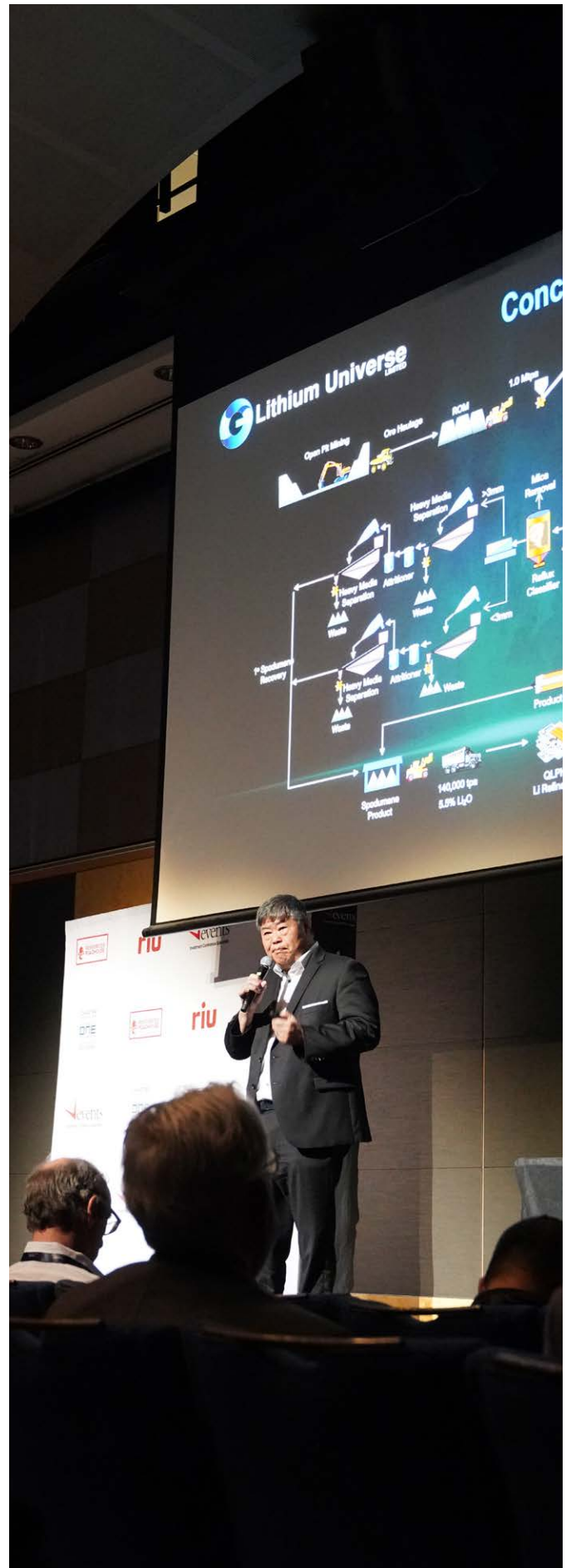
Iggy Tan, Lithium Universe's Executive Chairman, stated, "I extend my gratitude to Gernot for his dedication over the last two years as we transitioned from Mogul Games Group to Lithium Universe. I look forward to working with him in his new role at LU7."

## Change of Company Secretary

Lithium Universe Limited (ASX: LU7) announced that Mr. Vince Fayad and Mr. Kurt Laney resigned as joint Company Secretaries effective 31 December 2024.

Mr. John Sobolewski, the Company's Chief Financial Officer, was appointed as interim Company Secretary, effective immediately. He will handle communications with the ASX regarding ASX Listing Rule matters, as per ASX Listing Rule 12.6.

Iggy Tan, Lithium Universe's Executive Chairman, stated, "I extend my gratitude to Vince and Kurt for their dedication over the last two years during our transition from Mogul Games Group to Lithium Universe. I wish them well for the future."



## QUARTERLY REPORT DECEMBER 2024

### Lithium Universe Limited

ASX: LU7

FRA: KU00

OTC: LUVSF

ABN: 22 148 878 782

### Financial Information

(as at 31 December 2024)

Share Price	\$0.008
Shares (ASX: LU7)	1,010M
Options (Listed ASX: LU7O)	291M
Options (Unlisted)	120M
Performance Rights	61M
Market Cap	\$8.1M
Cash:	\$0.9M

### Contact

Suite 9, 295 Rokeby Road

SUBIACO, WA 6008

AUSTRALIA

T: +61 2 8046 2799

e: [info@lithiumuniverse.com](mailto:info@lithiumuniverse.com)

[www.lithiumuniverse.com](http://www.lithiumuniverse.com)

### Directors

**Iggy Tan**

*Chairman*

**Pat Scallan**

*Non-Executive Director*

**Dr. Jingyuan Liu**

*Non-Executive Director*

Engage with Lithium Universe directly by asking questions, watch video summaries and see what other shareholders have to say, as well as past announcements.

<https://investorhub.lithiumuniverse.com/>



### Cautionary Statement

The PFS is based on the material assumptions outlined, including that it has been completed in accordance with AACE Principles to a Class 5 level with a nominal level of accuracy of  $\pm 35\%$ , that the financial forecasts rely upon the purchase of third-party spodumene concentrate as the feedstock for the plant. The PFS referred to in this announcement has been undertaken to assess the potential technical feasibility and economic viability of constructing and operating facilities capable of producing battery-grade lithium carbonate for use in lithium-ion batteries from those units of operations and provide baseline financial metrics to consider future investment decisions.

The Preliminary Feasibility Study (PFS) is based on the material assumptions outlined below. These include assumptions about the availability of funding. While Lithium Universe considers all of the material assumptions to be based on reasonable grounds, there is no certainty that they will prove to be correct or that the range of outcomes indicated by the PFS will be achieved. To achieve the range of outcomes indicated in the PFS, funding in the order of US\$500 million will likely be required. Investors should note that there is no certainty that Lithium Universe will be able to raise that amount of funding when needed. It is also likely that such funding may only be available on terms that may be dilutive to or otherwise affect the value of Lithium Universe's existing shares. It is also possible that Lithium Universe could pursue other 'value realisation' strategies such as a sale, partial sale or joint venture of the project. If it does, this could materially reduce the Company's proportionate ownership of the project. Given the uncertainties involved, investors should not make any investment decisions based solely on the results of the PFS.

## ASX Additional Information

The Company provides the following information pursuant to ASX listing Rule requirements:

### ASX Listing Rule 5.3.1

Exploration and Evaluation Expenditure spend during the quarter was \$103,026. Full details of the exploration activity that had been conducted by the Company during the quarter has been set out within this report.

### ASX Listing Rule 5.3.2

The Company confirms that there was no mine production and development activities for the quarter.

### ASX Listing Rule 5.3.5

Payments to related parties of the entity and their associates outlined in the Company's Appendix 5B for the quarter related to directors' fees (and inclusive of superannuation entitlements) of \$143,835.

### ASX Listing Rule 5.4.4

The Company provides the following comparison of its actual expenditure on the individual items in the "use of funds" statement in its IPO Prospectus since the date of its admission to the ASX against the estimate expenditure on those items in the "use of funds" statement in the IPO Prospectus and an explanation of any material variances.

The material variances are due to the Company only recently being admitted to the Official List of the ASX on 14 August 2023. Additionally, the Company has incurred expenditures in respect to its "Lithium Processing Hub" strategy.

Use of Funds	Estimate of the first 2 years after ASX admission <sup>1</sup> (\$)	Actual Use since admission to the ASX (\$)	Balance Remaining (\$) <sup>3,4</sup>
Exploration and Development	4,842,092	2,319,943	2,522,149
Lead Manager Fees	270,000	275,683	(5,683)
Transaction costs	311,482	330,317	(18,835)
Working capital <sup>2</sup>	1,490,000	3,987,631	(2,497,631)
<b>Total</b>	<b>6,913,574</b>	<b>6,913,574</b>	<b>-</b>

Notes to ASX Listing Rule 5.4.4 table

<sup>1</sup> Lithium Universe Limited's (ASX:LU7) Use of Funds – ASX Prospectus 21 June 2023 Item 2.3 'Proposed use of funds'

<sup>2</sup> Includes expenditures incurred in respect to the Company's "Lithium Processing Hub" strategy.

<sup>3</sup> The difference between the Company's bank balance at 30 June 2024 and the closing balance per the table above is represented by expenditures that were incurred prior to the Company's compliance listing (June 2023).

<sup>4</sup> The Company's funds raised from its IPO were depleted during the June 2024 quarter.

For personal use only

### ASX Listing Rule 5.3.3

In accordance with Listing Rule 5.3.3, LU7 provides the following information concerning its exploration licences. No applications were made during the quarter by the Company to acquire further licences.

The following table lists the Company's exploration licences held at the end of the quarter, and their location:

Project	Exploration Licence	Location	Status	Ownership
Apollo <sup>1</sup>		Quebec, Canada	Granted	80%
Adina South <sup>2</sup>		Quebec, Canada	Granted	80%
Adina West <sup>3</sup>		Quebec, Canada	Granted	80%

#### Notes

<sup>1</sup> The Apollo Project comprises of 464 claims/licences, all of which are held 80% by Lithium Universe Limited. A detailed list of the claims can be found within the Company's Prospectus dated 21 June 2023.

<sup>2</sup> The Adina South Project comprises of 40 claims/licences, all of which are held 80% by Lithium Universe Limited. A detailed list of the claims can be found within the Company's Prospectus dated 21 June 2023.

<sup>3</sup> The Adina West Project comprises of 49 claims/licences, all of which are held 80% by Lithium Universe Limited. A detailed list of the claims can be found within the Company's Prospectus dated 21 June 2023.

#### ***Tenements acquired during the quarter and their location***

Nil.

#### ***Tenements disposed during the quarter and their location***

The following exploration licences were relinquished during the quarter:

Project	Exploration Licence	Location	Status	Ownership
Margot Lake <sup>4</sup>		Quebec, Canada	Surrendered	80%
Voyager	EL32/2022	Tasmania, Australia	Surrendered	80%
Voyager	EL40/2022	Tasmania, Australia	Surrendered	80%
Lefroy	E15/1876	Western Australia, Australia	Surrendered	100%
Lefroy	E15/1877	Western Australia, Australia	Surrendered	100%

<sup>4</sup>The Margot Lake Project comprises of 32 claims/licences, all of which are held 80% by Lithium Universe Limited. A detailed list of the claims can be found within the Company's Prospectus dated 21 June 2023.

***The beneficial percentage interests held in farm-in or farm-out agreements at the end of the quarter***

Nil.

***The beneficial percentage interests in farm-in or farm-out agreements acquired or disposed of during the quarter***

Nil.

For personal use only

## Appendix 5B

### Mining exploration entity or oil and gas exploration entity quarterly cash flow report

Name of entity

**LITHIUM UNIVERSE LIMITED**

ABN

Quarter ended ("current quarter")

**22 148 878 782**

**31 December 2024**

Consolidated statement of cash flows	Current quarter \$A'000	Year to date (12 months) \$A'000
<b>1. Cash flows from operating activities</b>		
1.1 Receipts from customers		
1.2 Payments for		
(a) exploration & evaluation		
(b) development		
(c) production		
(d) staff costs (including directors)	(402)	(1,611)
(e) administration and corporate costs	(596)	(2,474)
1.3 Dividends received (see note 3)		
1.4 Interest received	5	20
1.5 Interest and other costs of finance paid		
1.6 Income taxes paid		
1.7 Government grants and tax incentives		
1.8 Other (provide details if material)		
<b>1.9 Net cash from / (used in) operating activities</b>	<b>(993)</b>	<b>(4,065)</b>
<b>2. Cash flows from investing activities</b>		
2.1 Payments to acquire or for:		
(a) entities		
(b) tenements (including transaction costs)		
(c) property, plant and equipment	-	(3)
(d) exploration & evaluation	(103)	(296)
(e) investments		

For personal use only

<b>Consolidated statement of cash flows</b>		<b>Current quarter \$A'000</b>	<b>Year to date (12 months) \$A'000</b>
	(f) other non-current assets (engineering study and development)	(328)	(2,013)
2.2	Proceeds from the disposal of:		
	(a) entities		
	(b) tenements		
	(c) property, plant and equipment		
	(d) investments		
	(e) other non-current assets		
2.3	Cash flows from loans to other entities		
2.4	Dividends received (see note 3)		
2.5	Other		
<b>2.6</b>	<b>Net cash from / (used in) investing activities</b>	<b>(431)</b>	<b>(2,312)</b>

<b>3.</b>	<b>Cash flows from financing activities</b>		
3.1	Proceeds from issues of equity securities (excluding convertible debt securities)	2,304	6,411
3.2	Proceeds from issue of convertible debt securities		
3.3	Proceeds from exercise of options		
3.4	Transaction costs related to issues of equity securities or convertible debt securities	(205)	(485)
3.5	Proceeds from borrowings		
3.6	Repayment of borrowings		
3.7	Transaction costs related to loans and borrowings		
3.8	Dividends paid		
3.9	Other		
<b>3.10</b>	<b>Net cash from / (used in) financing activities</b>	<b>2,099</b>	<b>5,926</b>

<b>4.</b>	<b>Net increase / (decrease) in cash and cash equivalents for the period</b>		
4.1	Cash and cash equivalents at beginning of period	235	1,361
4.2	Net cash from / (used in) operating activities (item 1.9 above)	(993)	(4,065)

For personal use only

<b>Consolidated statement of cash flows</b>		<b>Current quarter \$A'000</b>	<b>Year to date (12 months) \$A'000</b>
4.3	Net cash from / (used in) investing activities (item 2.6 above)	(431)	(2,312)
4.4	Net cash from / (used in) financing activities (item 3.10 above)	2,099	5,926
4.5	Effect of movement in exchange rates on cash held	-	-
<b>4.6</b>	<b>Cash and cash equivalents at end of period</b>	<b>910</b>	<b>910</b>

<b>5.</b>	<b>Reconciliation of cash and cash equivalents</b> at the end of the quarter (as shown in the consolidated statement of cash flows) to the related items in the accounts	<b>Current quarter \$A'000</b>	<b>Previous quarter \$A'000</b>
5.1	Bank balances	910	235
5.2	Call deposits	-	-
5.3	Bank overdrafts	-	-
5.4	Other (provide details)	-	-
<b>5.5</b>	<b>Cash and cash equivalents at end of quarter (should equal item 4.6 above)</b>	<b>910</b>	<b>235</b>

<b>6.</b>	<b>Payments to related parties of the entity and their associates</b>	<b>Current quarter \$A'000</b>
6.1	Aggregate amount of payments to related parties and their associates included in item 1	144
6.2	Aggregate amount of payments to related parties and their associates included in item 2	-

*Note: if any amounts are shown in items 6.1 or 6.2, your quarterly activity report must include a description of, and an explanation for, such payments.*

More information concerning the breakdown of the above payments to directors and their related parties can be found within the accompanying Quarterly Activities Report.

For personal use only

<b>7.</b>	<b>Financing facilities</b> <i>Note: the term "facility" includes all forms of financing arrangements available to the entity.</i> <i>Add notes as necessary for an understanding of the sources of finance available to the entity.</i>	<b>Total facility amount at quarter end \$A'000</b>	<b>Amount drawn at quarter end \$A'000</b>
7.1	Loan facilities	-	-
7.2	Credit standby arrangements	-	-
7.3	Other (please specify)	-	-
7.4	<b>Total financing facilities</b>	-	-
7.5	<b>Unused financing facilities available at quarter end</b>		-
7.6	Include in the box below a description of each facility above, including the lender, interest rate, maturity date and whether it is secured or unsecured. If any additional financing facilities have been entered into or are proposed to be entered into after quarter end, include a note providing details of those facilities as well.		

<b>8.</b>	<b>Estimated cash available for future operating activities</b>	<b>\$A'000</b>
8.1	Net cash from / (used in) operating activities (item 1.9)	(993)
8.2	(Payments for exploration & evaluation classified as investing activities) (item 2.1(d))	(103)
8.3	Total relevant outgoings (item 8.1 + item 8.2)	(1,096)
8.4	Cash and cash equivalents at quarter end (item 4.6)	910
8.5	Unused finance facilities available at quarter end (item 7.5)	-
8.6	Total available funding (item 8.4 + item 8.5)	910
8.7	<b>Estimated quarters of funding available (item 8.6 divided by item 8.3)</b>	0.83
	<i>Note: if the entity has reported positive relevant outgoings (ie a net cash inflow) in item 8.3, answer item 8.7 as "N/A". Otherwise, a figure for the estimated quarters of funding available must be included in item 8.7.</i>	
8.8	If item 8.7 is less than 2 quarters, please provide answers to the following questions:	
8.8.1	Does the entity expect that it will continue to have the current level of net operating cash flows for the time being and, if not, why not?	
	<p><u>Answer:</u></p> <p>No. Outflows are expected to reduce significantly for the following quarter as the current quarter as the Company has undertaken several budgeting measures which are expected to result in a reduction of outgoings from the following quarter(s). This includes:</p> <ul style="list-style-type: none"> <li>- the relinquishment of several exploration licences made by the Company during the December 2024 quarter, which will reduce both exploration and administrative costs in the following quarters; and</li> <li>- reduction in the Company's personnel and director count, as announced by the Company in December 2024.</li> </ul>	

8.8.2 Has the entity taken any steps, or does it propose to take any steps, to raise further cash to fund its operations and, if so, what are those steps and how likely does it believe that they will be successful?

Answer:

The Company's shortfall offer as part of its non-renounceable entitlement capital raising initiative will remain open until 28 February 2025. Through this initiative, the Company could issue up to 68.28 million ordinary shares at a price of \$0.012 per share, potentially raising a total of \$0.82 million.

In addition, the Company's budgeting initiatives described in 8.8.1 above are expected to see substantial reductions in the Company's cash outgoings in the March 2025 quarter and onwards.

8.8.3 Does the entity expect to be able to continue its operations and to meet its business objectives and, if so, on what basis?

Answer: Yes, refer to the Company's response provided under item 8.8.2 above.

*Note: where item 8.7 is less than 2 quarters, all of questions 8.8.1, 8.8.2 and 8.8.3 above must be answered.*

## Compliance statement

- 1 This statement has been prepared in accordance with accounting standards and policies which comply with Listing Rule 19.11A.
- 2 This statement gives a true and fair view of the matters disclosed.

Date: **31 January 2025**

Authorised by: **The Board of Lithium Universe Limited**

(Name of body or officer authorising release – see note 4)

## Notes

1. This quarterly cash flow report and the accompanying activity report provide a basis for informing the market about the entity's activities for the past quarter, how they have been financed and the effect this has had on its cash position. An entity that wishes to disclose additional information over and above the minimum required under the Listing Rules is encouraged to do so.
2. If this quarterly cash flow report has been prepared in accordance with Australian Accounting Standards, the definitions in, and provisions of, *AASB 6: Exploration for and Evaluation of Mineral Resources* and *AASB 107: Statement of Cash Flows* apply to this report. If this quarterly cash flow report has been prepared in accordance with other accounting standards agreed by ASX pursuant to Listing Rule 19.11A, the corresponding equivalent standards apply to this report.
3. Dividends received may be classified either as cash flows from operating activities or cash flows from investing activities, depending on the accounting policy of the entity.
4. If this report has been authorised for release to the market by your board of directors, you can insert here: "By the board". If it has been authorised for release to the market by a committee of your board of directors, you can insert here: "By the [name of board committee – eg *Audit and Risk Committee*]" . If it has been authorised for release to the market by a disclosure committee, you can insert here: "By the Disclosure Committee".
5. If this report has been authorised for release to the market by your board of directors and you wish to hold yourself out as complying with recommendation 4.2 of the ASX Corporate Governance Council's *Corporate Governance Principles and Recommendations*, the board should have received a declaration from its CEO and CFO that, in their opinion, the financial records of the entity have been properly maintained, that this report complies with the appropriate accounting standards and gives a true and fair view of the cash flows of the entity, and that their opinion has been formed on the basis of a sound system of risk management and internal control which is operating effectively.