

ASX RELEASE

31 January 2025

DECEMBER 2024 QUARTERLY ACTIVITIES REPORT

Zuleika Gold Limited (**Zuleika Gold or Company**) (**ASX:ZAG**) is pleased to report the results related to its exploration activities for the December 2024 quarter.

HIGHLIGHTS

- Following highly prospective anomalies being defined from systematic soil geochemistry programs, a full targeting review of all projects continued during the quarter to assess the results and prioritise targets for drill testing, now planned to commence during the first half of 2025.
- Following the ongoing assessment and prioritisation, during the quarter the Company made the decision to withdraw from the Menzies and Goongarrie Projects, and non-core outlying portions of the Zuleika Project.
- Following the Court of Appeal dismissing Vango and DPPL's appeal, Zuleika continues to vigorously pursue the next stage of litigation to determine the quantum of damages payable by Vango and DPPL on account of their breaches of the BTS.

ISSUED CAPITAL

Ordinary shares: 741,879,927

Cash: \$1.823M

DIRECTORS

Ms Annie Guo

Executive Chair

Mr Alan Willis

Non-Executive Director

Mr Graeme Purcell

Non-Executive Director

CONTACT

Zuleika Gold Limited

ACN 141 703 399

8 Kings Park Road

West Perth WA 6005

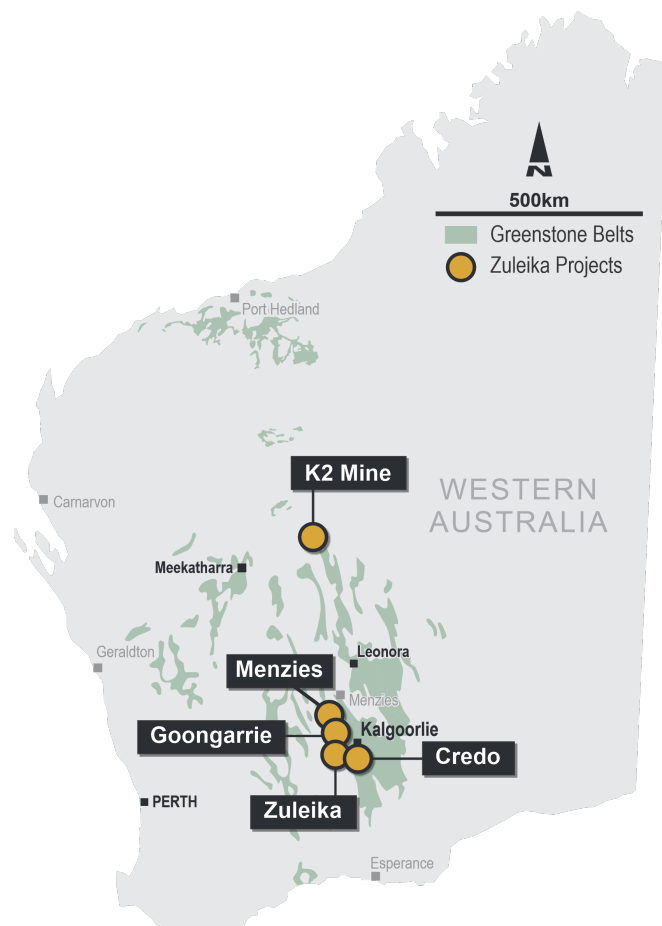
P: (08) 6370 6188

F: (08) 9486 1166

E: admin@zuleikagold.com.au

www.zuleikagold.com.au

[@ZuleikaGold_ZAG](https://twitter.com/ZuleikaGold_ZAG)





ZULEIKA GOLD

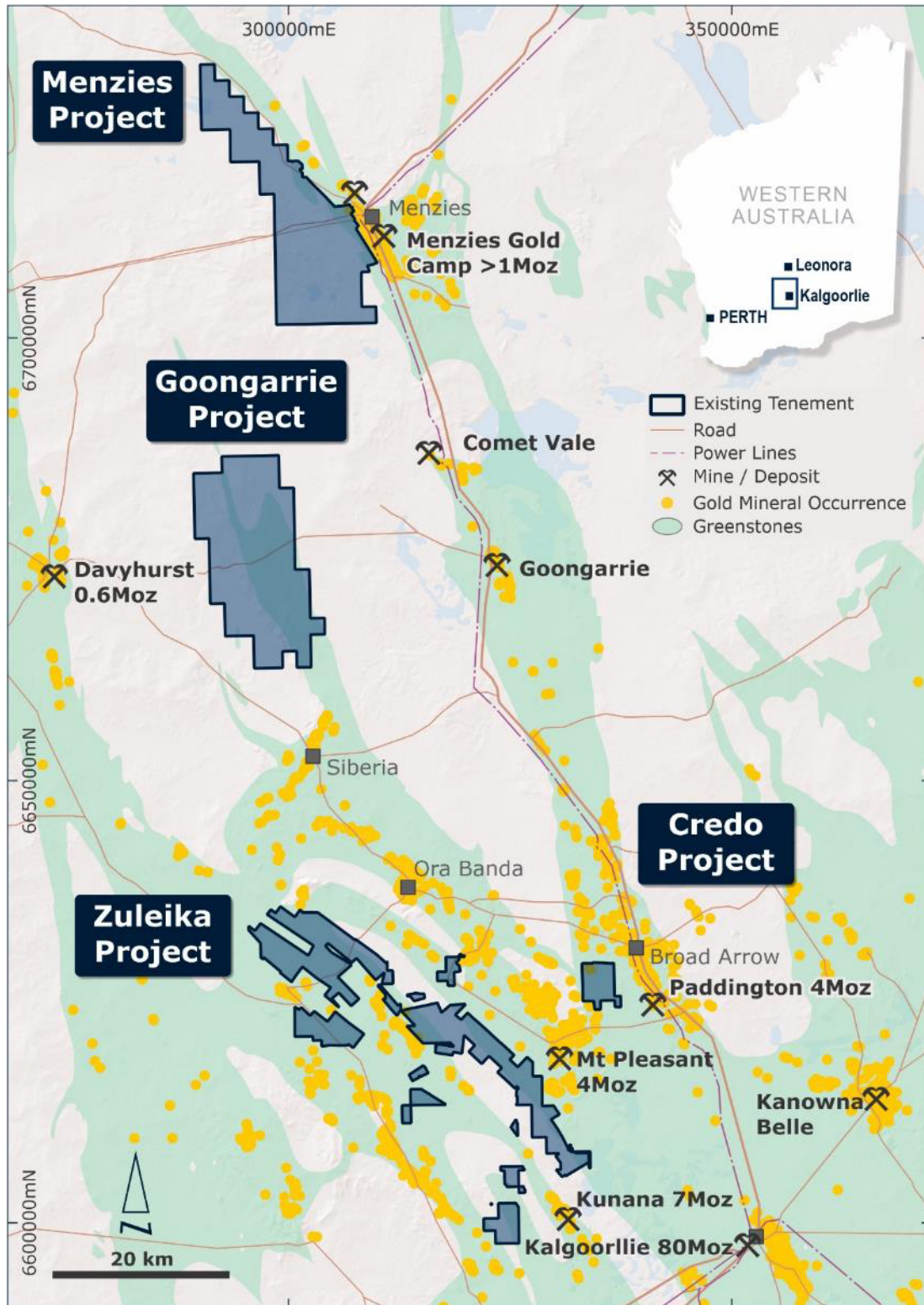



Figure 1 – Zuleika Project Locations



ZULEIKA GOLD

OVERVIEW

Zuleika Gold continued its systematic and methodical exploration of its 220km² flagship Zuleika Project that sits within the prolific gold rich Kundana - Ora Banda district of the Kalgoorlie Goldfield (Figures 1 & 2). The Project is positioned along significant regional structures within highly prospective stratigraphy which has been the host to more than 20 million ounces of gold production over the last 30 years. Transported cover overlies much of the area, that has limited the effectiveness of previous exploration and hence potential remains for significant discoveries.

Extensive soil sampling programmes completed during 2022 and 2023 have produced a number of significant gold targets at the Zuleika project (Figures 2 & 3). Field validation is being undertaken and drilling and heritage approvals are now either in place or pending. Drilling is planned to commence in the first half of 2025.

The Company's exploration strategy is to effectively test drill targets defined through the combination of new and highly sensitive soil geochemical surveys, along with existing geological and geophysical data. Following the extensive geochemical surveys, a full targeting review continued during the quarter to assess the results and prioritise targets for drill testing.

Zuleika Gold has continued to assess its portfolio and new projects as opportunities present.



ZULEIKA GOLD

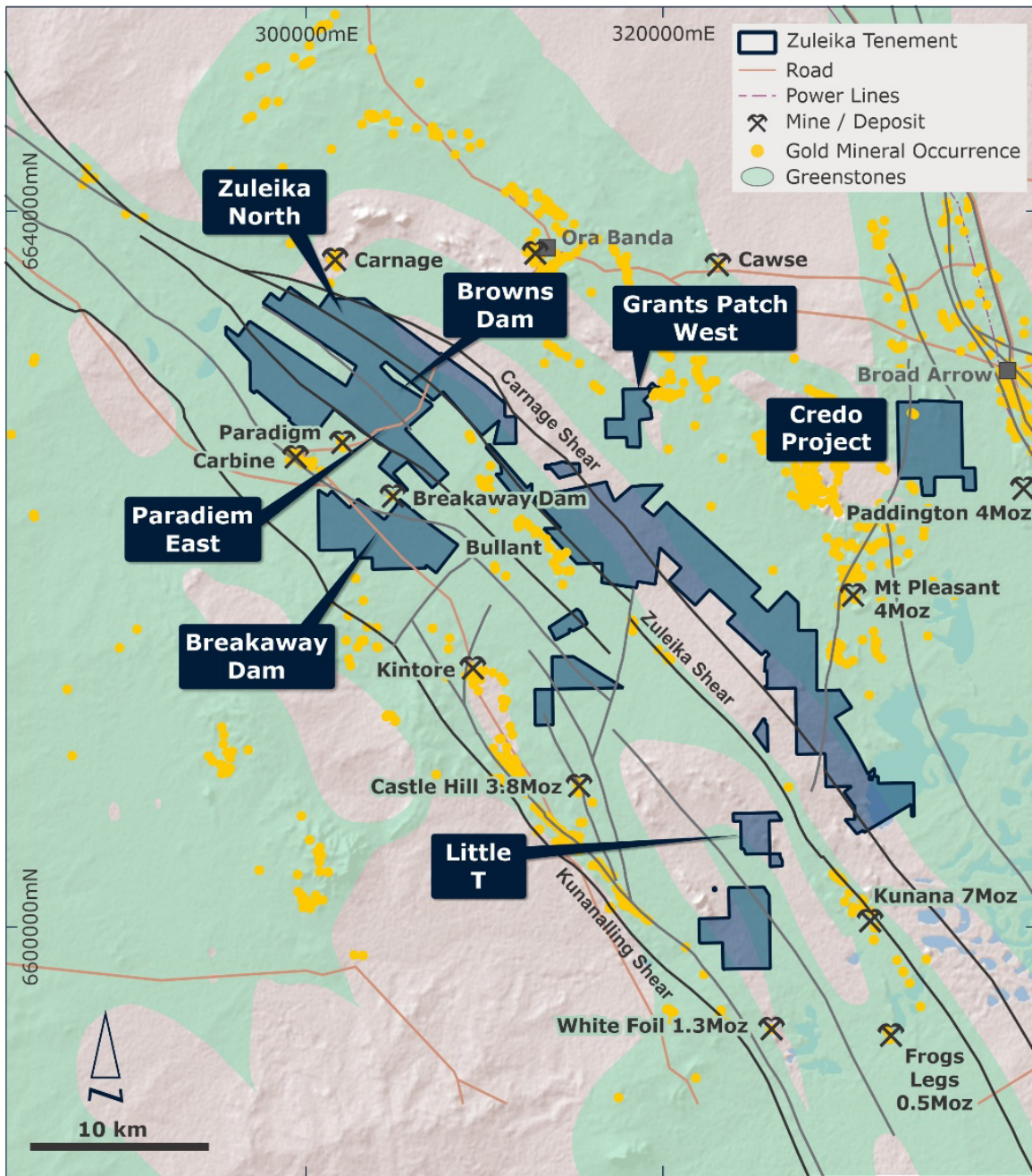



Figure 2 – Location of the Zuleika and Credo Prospects along major gold fertile shear zones



ZULEIKA GOLD

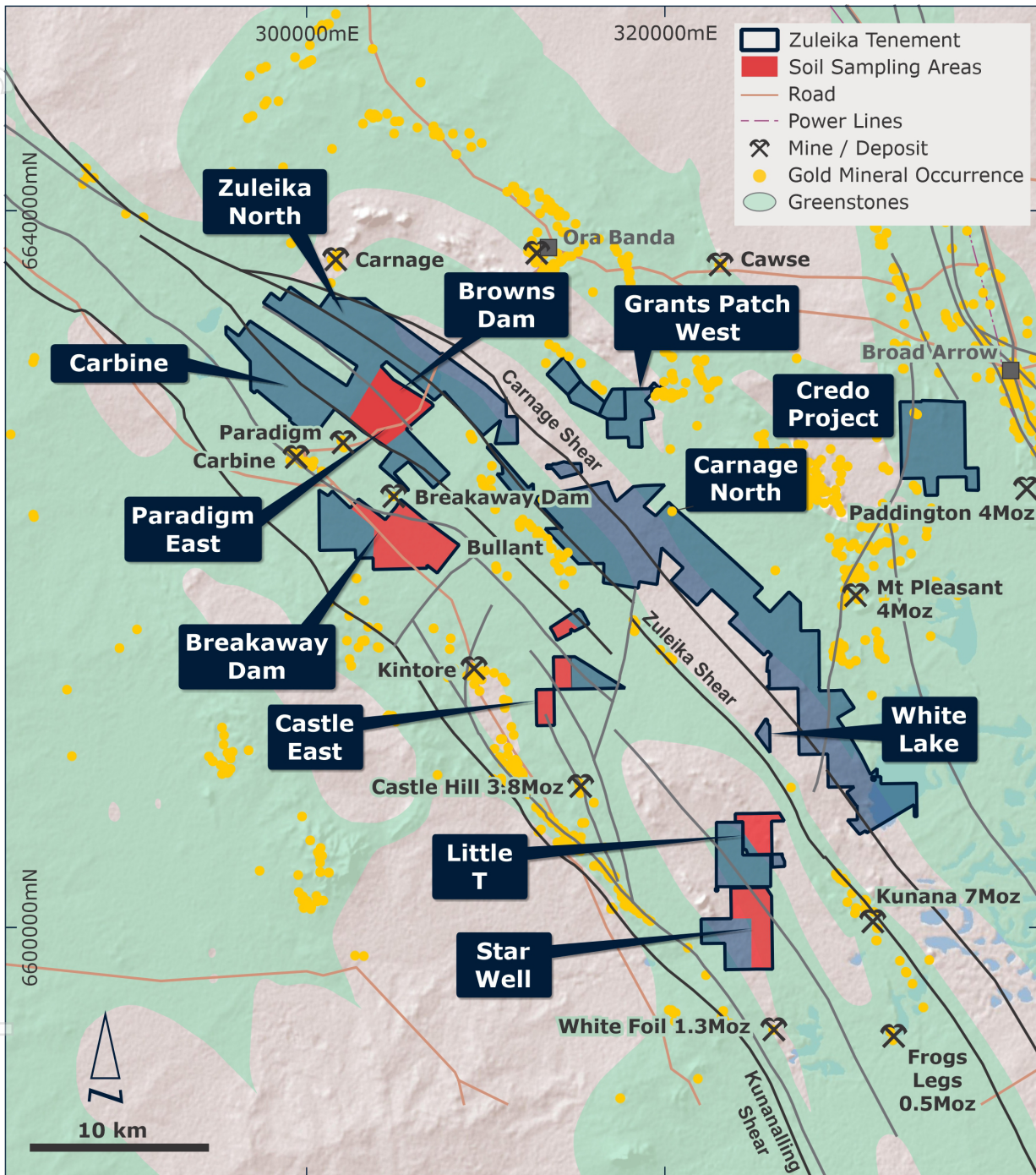


Figure 3– Zuleika Project with Prospects and recent soil sampling coverage.

EXPLORATION ACTIVITY

ZULEIKA PROJECT

No field activities were completed during the quarter.

Following highly prospective anomalies being defined from soil programs completed during 2022 and 2023, a full targeting review continued during the quarter to assess the results and prioritise targets for drill testing. Drilling approvals are in place, or pending, with drilling now planned to commence during 2025.

Following an ongoing assessment and prioritisation of targets throughout the Company's portfolio it was decided to withdraw from the Little T, Star Well and Castle East prospects.

CREDO PROJECT

No field activities were completed during the quarter.

Discussions with mining contractors and mining studies are on-going to determine options for exploiting the high-grade resource defined at Credo Well reported as a JORC compliant Mineral Resource estimate (see ASX Ann. June 28, 2020 – First Drill Program at Credo Delivers JORC Compliant Mineral Resources) of an Inferred Mineral Resource of 87kt @ 4.41g/t for 12.3koz of contained gold.

MENZIES

Following an ongoing assessment and prioritisation of targets throughout the Company's portfolio it was decided to withdraw from the Menzies Project.

GOONGARRIE

Following an ongoing assessment and prioritisation of targets throughout the Company's portfolio it was decided to withdraw from the Goongarrie Project.

Background on Zuleika Gold and its key projects

Zuleika Gold is a Western Australian focused gold explorer with a large and highly prospective tenement holding in the Kalgoorlie to Menzies region of the Eastern Goldfields. Zuleika Gold has four exploration projects and equity in the K2 deposit:

1. **Zuleika Project** – large landholding immediately northwest of Kalgoorlie in an area richly endowed with gold mineralisation (e.g., near Kundana) and well structurally prepared, yet ineffectually explored owing to recent transported cover. Geological interpretation and highly sensitive soil geochemistry followed by drilling are the main tools to identify new prospects.
2. **Credo Project** – north of Kalgoorlie and close to the Paddington operation. Several drill phases resulted in a JORC compliant Mineral Resource estimate at Credo being released in June 2020 of an Inferred Mineral Resource of 87kt @ 4.41g/t for 12.3koz of contained gold. More recent drilling indicates the resource could increase in size and separate zones, representing repetitions along the mineralised corridor, are being evaluated. The potential for toll treated at nearby plants is being assessed.
3. **K2 Project** – Zuleika Gold has a beneficial interest of 4.1% of the K2 Project that is located 35km north of the Plutonic Mine in WA. Originally Zuleika Gold had the right to earn 50% of the project through a binding agreement but following the vendor repudiating the farm-in process a legal action saw the Supreme Court of WA finding in Zuleika Gold's favour. Further legal action is planned in which Zuleika Gold intends to claim significant damages for breach of contract.

Zuleika Gold aims to identify and prove up mineral resources through the diligent application of shareholder funds with an aim of becoming a gold producer in the medium term. Zuleika Gold is focused on successful and efficient gold exploration.

CORPORATE

Zuleika Gold's Litigation concerning the K2 Project

Zuleika Gold is actively seeking damages, costs and an order requiring the transfer of Zuleika Gold's beneficial interest earned pursuant to the K2 Project Farm-in-Joint Venture Binding Term Sheet against Vango Mining Limited (ASX:VAN) (**Vango**) and its wholly owned subsidiary Dampier (Plutonic) Pty Ltd (DPPL) (ASX: Ann. 16/5/2017). In the 2022 court decision, Zuleika Gold was confirmed as having a 4.1% beneficial interest in the mining lease, and any contiguous tenements which cover adjacent, on-strike or down-dip extensions of the K2 orebody or mineralised zones. The process for transferring to Zuleika the 4.1% interest in M52/183, including the K2 project, is well advanced.

In 2023, Vango was taken over and is now a wholly owned subsidiary of gold miner Catalyst Metals Ltd (**Catalyst**), (ASX:CYL). Catalyst subsequently consolidated the mineral field following the completion of an arrangement with Canadian listed Superior Gold Inc and hence Catalyst acquired the Plutonic Mining operation. Legal advice has confirmed that Catalyst's takeover of Vango does not affect Zuleika Gold's entitlement to recover costs from Vango and DPPL or Zuleika Gold's claim for damages.

Following the verdict from the stage 1 legal proceedings announced in 2022, that overwhelmingly found in Zuleika Gold's favour, Zuleika Gold attended the appeal hearing on 6 November 2023.

- 1) Vango and DPPL did not appeal the primary trial judge's finding that they engaged in multiple repudiatory breaches of contract which entitled Zuleika to terminate the BTS and sue for damages.
- 2) Vango and DPPL appealed the primary trial judge's finding that Zuleika had earned a "Joint Venture Interest" pursuant to a Binding Term Sheet dated 12 May 2017 (BTS), which entitled Zuleika to the immediate transfer of a 4.1% interest in tenement ML 52/183.

On 16 May 2024, the Court of Appeal handed down its judgment dismissing Vango and DPPL's appeal and ordering that Vango and DPPL pay Zuleika's costs of the appeal. Now that the appeal proceedings are finalised, Zuleika continued to vigorously pursue the next stage of litigation to determine the quantum of damages payable by Vango and DPPL on account of their breaches of the BTS.

Zuleika Gold has continued discussions with Catalyst in an attempt to resolve the litigation. Zuleika Gold hopes for a positive outcome from the discussions, but if not forthcoming will continue its legal action as vigorously and as quickly as possible. Zuleika has sought discovery from Vango and DPPL to enable it to quantify its damages claim, which it expects to advance in the first half of 2025.

Payments to Related Parties

During the December 2024 quarter, a total of \$98K was paid to related parties of the Company as follows:

- \$30k for director's fees, including superannuation
- \$68k for the provision of technical services

Listing Rule 5.3.1

Zuleika Gold advises that in accordance with ASX Listing Rule 5.3.1, the Company spent \$170k on exploration and evaluation activities during the December 2024 quarter. The Company's exploration activity has been outlined in exploration section above and consists of the continued assessment of the asset portfolio and recurring holding costs across all projects.

Authorised for release by the Board.

Annie Guo
Executive Chair

JORC Compliance Statement

This announcement contains references to Exploration Results and Mineral Resource Estimates, which have been extracted from previous ASX announcements as referenced. For full details of Exploration Results and Mineral Resource Estimates in this release that have been previously announced, refer to those announcements. The Company confirms that it is not aware of any new information or data that materially affects the information included in the said announcements, and in the case of estimates of Mineral Resources, that all material assumptions and technical parameters underpinning the estimates in the relevant market announcements continue to apply and have not materially changed.



ZULEIKA GOLD

TENEMENT HOLDING

Project	Tenement	Status	Ownership
Zuleika Project	P16/2945	Live	100%
Zuleika Project	P16/2946	Live	100%
Zuleika Project	P16/2947	Live	100%
Zuleika Project	P16/2948	Live	100%
Zuleika Project	P16/2949	Live	100%
Zuleika Project	P16/2950	Live	100%
Zuleika Project	P16/2951	Live	100%
Zuleika Project	P16/2952	Live	100%
Zuleika Project	P16/2953	Live	100%
Zuleika Project	ML16/591	Pending	100%
Zuleika Project	ML16/592	Pending	100%
Zuleika Project	ML16/593	Pending	100%
Zuleika Project	ML16/594	Pending	100%
Zuleika Project	P16/3161	Live	100%
Zuleika Project	P16/3162	Live	100%
Zuleika Project	P16/3176	Live	100%
Zuleika Project	P16/3177	Live	100%
Zuleika Project	P16/3178	Live	100%
Zuleika Project	P16/3210	Live	100%
Zuleika Project	P24/5078	Live	100%
Zuleika Project	P24/5079	Live	100%
Zuleika Project	P24/5080	Live	100%
Zuleika Project	P24/5081	Live	100%
Zuleika Project	P24/5332	Live	100%
Zuleika Project	E24/190	Live	100%
Zuleika Project	P16/3251	Live	100%
Zuleika Project	P16/3252	Live	100%
Zuleika Project	P16/3253	Live	100%
Zuleika Project	P16/3254	Live	100%
Zuleika Project	P16/3255	Live	100%
Zuleika Project	P16/3260	Live	100%
Zuleika Project	P16/3267	Live	100%
Zuleika Project	P24/5391	Live	100%
Zuleika Project	P24/5392	Live	100%
Zuleika Project	P24/5393	Live	100%
Zuleika Project	P24/5394	Live	100%
Zuleika Project	P24/5395	Live	100%
Zuleika Project	P24/5401	Live	100%
Zuleika Project	P24/5402	Live	100%
Zuleika Project	P24/5405	Live	100%
Zuleika Project	P24/5406	Live	100%
Zuleika Project	P24/5407	Live	100%
Zuleika Project	P24/5409	Live	100%
Zuleika Project	P24/5410	Live	100%
Zuleika Project	P24/5411	Live	100%
Zuleika Project	P24/5412	Live	100%
Zuleika Project	P24/5413	Live	100%
Zuleika Project	P24/5414	Live	100%
Zuleika Project	P24/5423	Live	100%
Zuleika Project	P24/5424	Live	100%
Zuleika Project	P24/5425	Live	100%
Zuleika Project	P24/5426	Live	100%
Zuleika Project	P24/5427	Live	100%
Zuleika Project	P24/5428	Live	100%
Zuleika Project	P24/5429	Live	100%
Zuleika Project	P24/5430	Live	100%
Zuleika Project	P24/5431	Live	100%
Zuleika Project	P24/5432	Live	100%
Zuleika Project	P24/5433	Live	100%



ZULEIKA GOLD

TENEMENT HOLDING (continued)

Project	Tenement	Status	Ownership
Zuleika Project	M16/229	Live	100%
Zuleika Project	M16/491	Live	90%
Zuleika Project	P16/3271	Live	100%
Zuleika Project	P16/3272	Live	100%
Zuleika Project	P16/3294	Live	100%
Zuleika Project	P16/3295	Live	100%
Zuleika Project	P16/3296	Live	100%
Zuleika Project	P24/5438	Live	100%
Zuleika Project	P24/5444	Live	100%
Zuleika Project	P24/5445	Live	100%
Zuleika Project	P16/3223	Live	100%
Zuleika Project	P16/3224	Live	100%
Zuleika Project	P16/3225	Live	100%
Zuleika Project	P16/3226	Live	100%
Zuleika Project	P16/3227	Live	100%
Zuleika Project	P16/3228	Live	100%
Zuleika Project	P16/3229	Live	100%
Zuleika Project	P16/3236	Live	100%
Zuleika Project	P16/3237	Live	100%
Zuleika Project	P16/3238	Live	100%
Zuleika Project	P16/3268	Live	100%
Zuleika Project	P16/3269	Live	100%
Zuleika Project	P16/3270	Live	100%
Zuleika Project	P16/3274	Live	100%
Zuleika Project	P16/3275	Live	100%
Zuleika Project	P24/5434	Live	100%
Zuleika Project	P24/5465	Live	100%
Zuleika Project	P24/5466	Live	100%
Zuleika Project	P24/5467	Live	100%
Zuleika Project	P24/5510	Live	100%
Zuleika Project	P24/5511	Live	100%
Zuleika Project	P24/5512	Live	100%
Credo Project	M24/975	Pending	100%
Credo Project	P24/4418	Live	100%
Credo Project	P24/4419	Live	100%
Credo Project	P24/4420	Live	100%
Credo Project	P24/4421	Live	100%
Credo Project	P24/4422	Live	100%
Credo Project	P24/4423	Live	100%
Credo Project	P24/4424	Live	100%
Credo Project	P24/4425	Live	100%
Credo Project	P24/4426	Live	100%
Credo Project	P24/4427	Live	100%
Credo Project	P24/4428	Live	100%
Credo Project	P24/4429	Live	100%
Credo Project	P24/4468	Live	100%
Credo Project	P24/4679	Live	100%
Credo Project	P24/4749	Live	100%

For personal use only

Appendix 5B

Mining exploration entity or oil and gas exploration entity quarterly cash flow report

Name of entity

Zuleika Gold Limited

ABN

43 141 703 399

Quarter ended ("current quarter")

31 December 2024

Consolidated statement of cash flows	Current quarter \$A'000	Year to date (6 months) \$A'000
1. Cash flows from operating activities		
1.1 Receipts from customers	-	-
1.2 Payments for		
(a) exploration & evaluation (if expensed)	-	-
(b) development	-	-
(c) production	-	-
(d) staff costs	(56)	(109)
(e) administration and corporate costs	(147)	(311)
1.3 Dividends received (see note 3)	-	-
1.4 Interest received	50	85
1.5 Interest and other costs of finance paid	-	-
1.6 Income taxes paid	-	-
1.7 Government grants and tax incentives	-	-
1.8 Other (provide details if material) – Legal cost reimbursement	-	-
1.9 Net cash from / (used in) operating activities	(153)	(335)
2. Cash flows from investing activities		
2.1 Payments to acquire:		
(a) entities	-	-
(b) tenements	-	-
(c) property, plant and equipment	-	-
(d) exploration & evaluation (if capitalised)	(170)	(533)
(e) investments	-	-
(f) other non-current assets	-	-
2.2 Proceeds from the disposal of:		
(a) entities	-	-
(b) tenements	-	-
(c) property, plant and equipment	-	-

Consolidated statement of cash flows	Current quarter \$A'000	Year to date (6 months) \$A'000
(d) investments	-	-
(e) other non-current assets	-	-
2.3 Cash flows from loans to other entities	-	-
2.4 Dividends received (see note 3)	-	-
2.5 Other (provide details if material)	-	-
2.6 Net cash from / (used in) investing activities	(170)	(533)

3. Cash flows from financing activities		
3.1 Proceeds from issues of equity securities (excluding convertible debt securities)	-	-
3.2 Proceeds from issue of convertible debt securities	-	-
3.3 Proceeds from exercise of options	-	-
3.4 Transaction costs related to issues of equity securities or convertible debt securities	-	-
3.5 Proceeds from borrowings	-	-
3.6 Repayment of borrowings	-	-
3.7 Transaction costs related to loans and borrowings	-	-
3.8 Dividends paid	-	-
3.9 Other (provide details if material) – Lease liability	-	-
3.10 Net cash from / (used in) financing activities	-	-

4. Net increase / (decrease) in cash and cash equivalents for the period		
4.1 Cash and cash equivalents at beginning of period	2,146	2,691
4.2 Net cash from / (used in) operating activities (item 1.9 above)	(153)	(335)
4.3 Net cash from / (used in) investing activities (item 2.6 above)	(170)	(533)
4.4 Net cash from / (used in) financing activities (item 3.10 above)	-	-
4.5 Effect of movement in exchange rates on cash held	-	-
4.6 Cash and cash equivalents at end of period	1,823	1,823

5. Reconciliation of cash and cash equivalents at the end of the quarter (as shown in the consolidated statement of cash flows) to the related items in the accounts	Current quarter \$A'000	Previous quarter \$A'000
5.1 Bank balances	442	289
5.2 Call deposits	1381	1,857
5.3 Bank overdrafts	-	-
5.4 Other (provide details)	-	-
5.5 Cash and cash equivalents at end of quarter (should equal item 4.6 above)	1,823	2,146

6. Payments to related parties of the entity and their associates

- 6.1 Aggregate amount of payments to related parties and their associates included in item 1
- 6.2 Aggregate amount of payments to related parties and their associates included in item 2

**Current quarter
\$A'000**

56

42

Note: if any amounts are shown in items 6.1 or 6.2, your quarterly activity report must include a description of, and an explanation for, such payments

7. Financing facilities

Note: the term "facility" includes all forms of financing arrangements available to the entity.

Add notes as necessary for an understanding of the sources of finance available to the entity.

- 7.1 Loan facilities
- 7.2 Credit standby arrangements
- 7.3 Other (please specify)
- 7.4 **Total financing facilities**

**Total facility
amount at quarter
end
\$A'000**

**Amount drawn at
quarter end
\$A'000**

700

-

-

-

-

-

700

-

7.5 Unused financing facilities available at quarter end

700

- 7.6 Include in the box below a description of each facility above, including the lender, interest rate, maturity date and whether it is secured or unsecured. If any additional financing facilities have been entered into or are proposed to be entered into after quarter end, include a note providing details of those facilities as well.

As approved by shareholders on 11 December 2020, a \$700,000 loan facility provided by Auracle Group Pty Ltd (a company related to H Guo) to be used by the Company to fund costs associated with the litigation against Vango Mining Limited.

8.	Estimated cash available for future operating activities	\$A'000
8.1	Net cash from / (used in) operating activities (Item 1.9)	(153)
8.2	Capitalised exploration & evaluation (Item 2.1(d))	(170)
8.3	Total relevant outgoings (Item 8.1 + Item 8.2)	(323)
8.4	Cash and cash equivalents at quarter end (Item 4.6)	1,823
8.5	Unused finance facilities available at quarter end (Item 7.5)	700
8.6	Total available funding (Item 8.4 + Item 8.5)	2,523
8.7	Estimated quarters of funding available (Item 8.6 divided by Item 8.3)	7.81

8.8 If Item 8.7 is less than 2 quarters, please provide answers to the following questions:

1. Does the entity expect that it will continue to have the current level of net operating cash flows for the time being and, if not, why not?

Answer: N/A

2. Has the entity taken any steps, or does it propose to take any steps, to raise further cash to fund its operations and, if so, what are those steps and how likely does it believe that they will be successful?

Answer: N/A.

3. Does the entity expect to be able to continue its operations and to meet its business objectives and, if so, on what basis?

Answer: N/A.

Compliance statement

- This statement has been prepared in accordance with accounting standards and policies which comply with Listing Rule 19.11A.
- This statement gives a true and fair view of the matters disclosed.

31 January 2025

Date:

Authorised by the board

Authorised by:
(Name of body or officer authorising release – see note 4)

Notes

- This quarterly cash flow report and the accompanying activity report provide a basis for informing the market about the entity's activities for the past quarter, how they have been financed and the effect this has had on its cash position. An entity that wishes to disclose additional information over and above the minimum required under the Listing Rules is encouraged to do so.
- If this quarterly cash flow report has been prepared in accordance with Australian Accounting Standards, the definitions in, and provisions of, *AASB 6: Exploration for and Evaluation of Mineral Resources* and *AASB 107: Statement of Cash Flows* apply to this report. If this quarterly cash flow report has been prepared in accordance with other accounting standards agreed by ASX pursuant to Listing Rule 19.11A, the corresponding equivalent standards apply to this report.
- Dividends received may be classified either as cash flows from operating activities or cash flows from investing activities, depending on the accounting policy of the entity.
- If this report has been authorised for release to the market by your board of directors, you can insert here: "By the board". If it has been authorised for release to the market by a committee of your board of directors, you can insert here: "By the [name of board committee – eg Audit and Risk Committee]". If it has been authorised for release to the market by a disclosure committee, you can insert here: "By the Disclosure Committee".

5. If this report has been authorised for release to the market by your board of directors and you wish to hold yourself out as complying with recommendation 4.2 of the ASX Corporate Governance Council's *Corporate Governance Principles and Recommendations*, the board should have received a declaration from its CEO and CFO that, in their opinion, the financial records of the entity have been properly maintained, that this report complies with the appropriate accounting standards and gives a true and fair view of the cash flows of the entity, and that their opinion has been formed on the basis of a sound system of risk management and internal control which is operating effectively.

For personal use only