

OM HOLDINGS LIMITED

(ARBN 081 028 337)

(Malaysian Registration No. 202002000012 (995782-P))

Incorporated in Bermuda



No. of Pages Lodged: 7

3 February 2025

ASX Market Announcements

ASX Limited

4th Floor

20 Bridge Street

SYDNEY NSW 2000

Dear Sir/Madam

OM HOLDINGS LIMITED (“OMH”) PRESENTATION

Please find attached a copy of the OMH Investor Presentation slides to be delivered at the Q4 2024 Investor Presentation Update on 3rd February 2025.

Yours faithfully

OM HOLDINGS LIMITED

Heng Siow Kwee/Julie Wolseley

Joint Company Secretary

Further enquiries please contact:

Ms Jenny Voon | Ng Ruiqi

T: +65 6346 5515

E: investor.relations@ommaterials.com

This ASX announcement was authorised for release by the Board of OM Holdings Limited.

Singapore Office:

10 Eunos Road 8, #09-03A

Singapore Post Centre, Singapore 408600

Tel: 65-6346 5515 Fax: 65-6342 2242

Email address: om@ommaterials.com

Website: www.omholdingsltd.com

Malaysian Registered Office:

Unit 30-01, Level 30, Tower A

Vertical Business Suite Avenue 3

Bangsar South, No.8, Jalan Kerinchi

59200 Kuala Lumpur, Malaysia

ASX Code: OMH | Bursa Code: OMH (5298)

OM HOLDINGS LIMITED

Australia • China • Japan • Malaysia • Singapore • South Africa

February 2025 • Investor Presentation • ASX:OMH | Bursa:OMH (5298)

ersonal use only

DISCLAIMER

This presentation has been prepared and issued by OM Holdings Limited ARBN 081 028 337 ("OMH"). This presentation contains summary information about OMH. The information in this presentation does not purport to be complete or to provide all information that an investor should consider when making an investment decision. It should be read in conjunction with OMH's other periodic and continuous disclosure announcements lodged with the Australian Securities Exchange which are available at www.asx.com.au.

This presentation contains "forward-looking" statements within the meaning of securities laws of applicable jurisdictions. Forward-looking statements can generally be identified by the use of forward-looking words such as "may", "will", "expect", "intend", "plan", "estimate", "anticipate", "believe", "continue", "objectives", "outlook", "guidance" or other similar words, and include statements regarding certain plans, strategies and objectives of management and expected financial performance. These forward-looking statements involve known and unknown risks, uncertainties and other factors, many of which are outside the control of OMH, and its directors, officers, employees, agents or associates. Actual results, performance or achievements may vary materially from any projections and forward-looking statements and the assumptions on which those statements are based. Readers are therefore cautioned not to place undue reliance on forward-looking statements and OMH, other than required by law, assumes no obligation to update such information.

OMH makes no representation and can give no assurance, guarantee or warranty, express or implied, as to, and takes no responsibility and assumes no liability for the authenticity, validity, accuracy, suitability or completeness of, or any errors in or omissions from, any information, statement or opinion contained in this presentation.

This presentation is for information purposes only and is not a financial product or investment advice or a recommendation to acquire (or refrain from selling) OMH shares. Before making an investment decision, prospective investors should consider the appropriateness of the information having regard to their own objectives, financial situation and needs and seek legal and taxation advice appropriate to their jurisdiction. OMH is not licensed to provide financial product advice, either generally or in respect of OMH shares.



Q4 KEY UPDATES AND FY25 PRODUCTION GUIDANCE

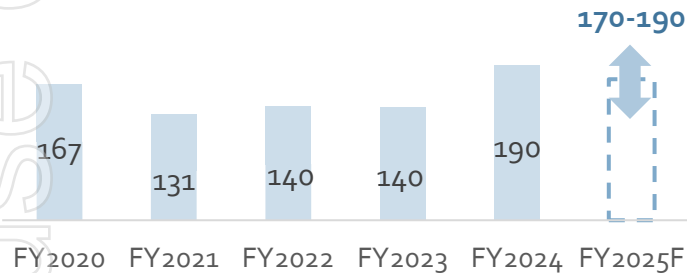
OM Sarawak was awarded the champion for the prestigious Diamond Award under the Large enterprise category at the Bintulu Sustainability Awards 2024 ceremony

FY24 production volumes marginally exceeded upper guidance by 3%

Full commercial production of silicon metal contingent on strategic view. Both silicon metal furnaces converted to FeSi production

Repaid US\$12.4m to Project Finance Lenders

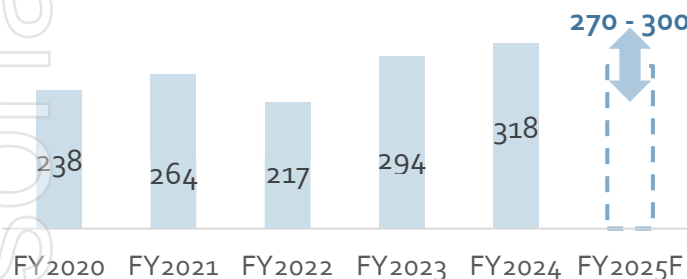
FeSi Production Volume (kmt)



Exploration and Mining (Mn Ore)

- Mine remains under care and maintenance with rehabilitation works progressed as planned, with a focus on repairing damaged landforms caused by higher-than-expected rainfall.
- Planned trial production progressing well, with a second trial planned in early Q1 2025 to achieve desired feed throughputs and grades following further optimization works.

Mn Alloy Production Volume⁽¹⁾ (kmt)



Smelting (FeSi and Mn Alloy)

- 14 out of 16 furnaces have completed major maintenance. Remaining 2 FeSi furnaces to undergo major maintenance works in 2025.
- Preliminary FY25 production guidance of 435-450 ktpa.
- Both silicon metal furnaces have been switched to produce FeSi to ensure optimal returns and maximize furnace utilization.

(1) FY2019 - FY2021 OMQ + OM Sarawak production volume. FY2022 onwards purely OM Sarawak production volume.



FERROSILICON MARKET REVIEW

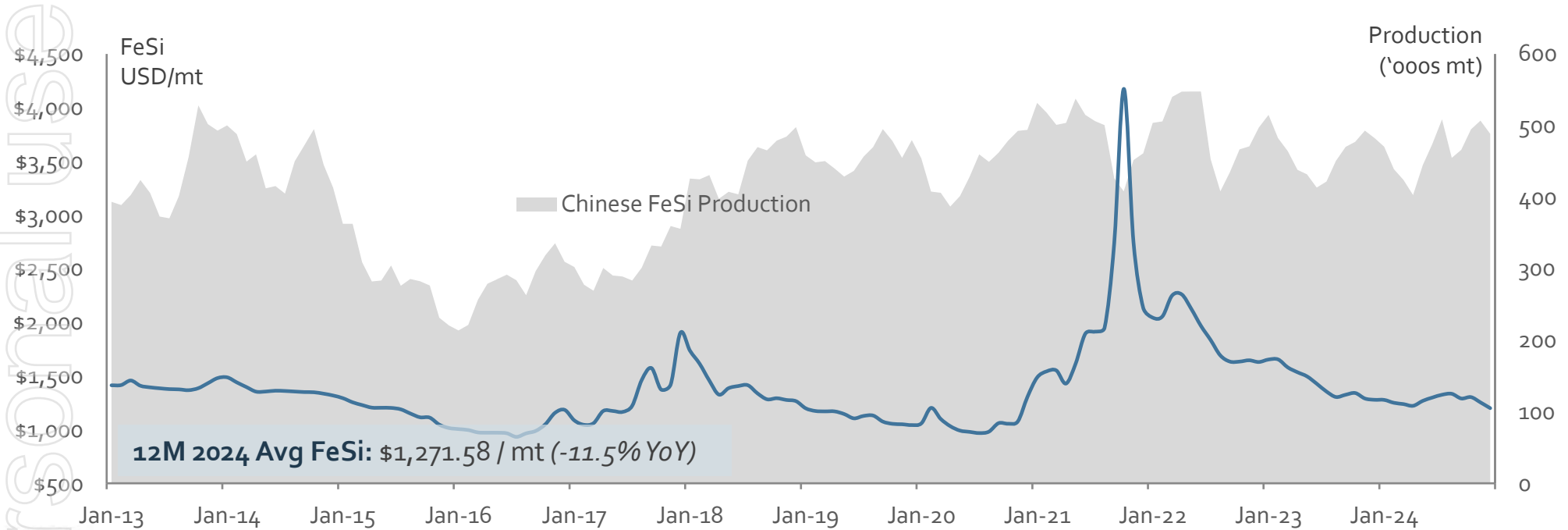
Prices range bound given Chinese cost, with potential catalysts from Russian output

Relatively **fixed input costs**, earnings correlate well with absolute prices

Prices follow **typical commodity price cycles**

China remains as marginal suppliers to the market, but 2024 may be influenced by the outcome of the attempt to nationalize Russia's largest ferrosilicon producer. FeSi prices rangebound with prices closed at \$1,185/mt CIF Japan at the end of December 2024. YoY FesSi prices declined by 11.5%.

Outlook: Continued near term pressure, absence of Russian ferrosilicon from markets will eventually catalyze price recovery.



Source: S&P Global Platts, CNFEOL

MANGANESE ORE AND ALLOY MARKET REVIEW

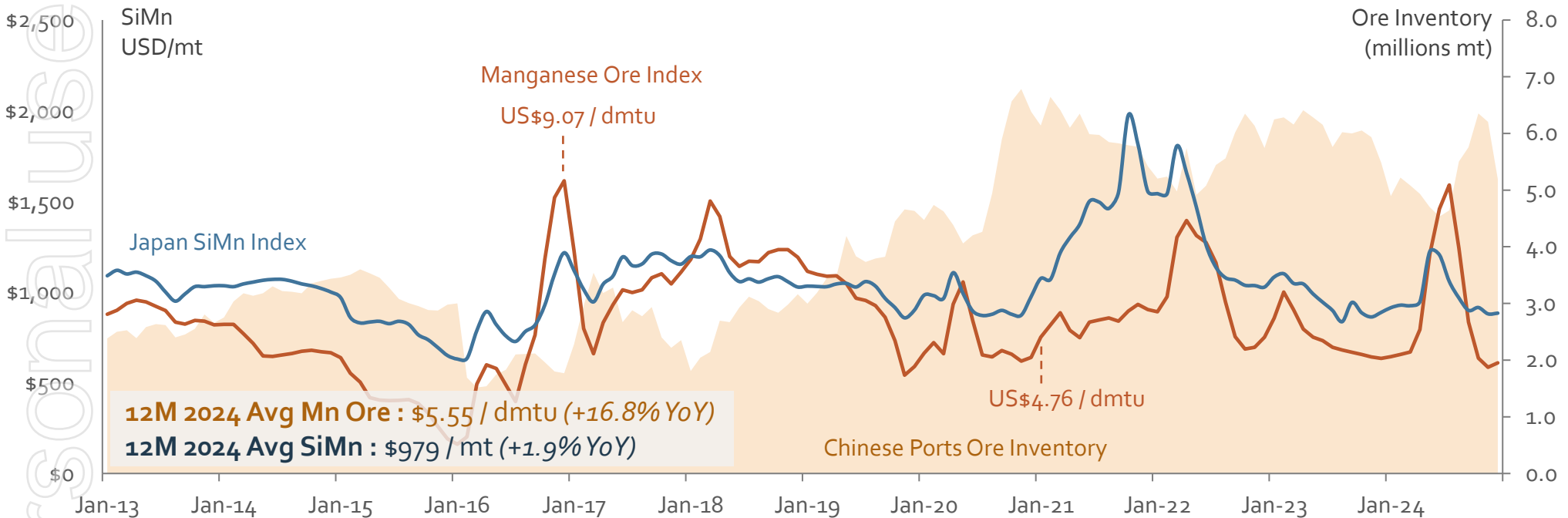
Mn alloy prices restabilizing after volatility from upstream ore prices

Strong **monthly** contemporaneous **correlation** between Mn Ore and Mn alloys

“Conversion” **margin** between ore and alloy prices **mean-revert**, creating **resilience**

Mn Ore prices closed at US\$4.08/dmtu as of end December, a continuous price correction following the surge in April due to a force majeure of a key global supplier. SiMn price increased slightly to close at \$885/mt CIF Japan in December with higher quoted ore prices towards the end of Q4.

Outlook: Prices normalizing after brief increase catalyzed by manganese ore, before sharply declining. Normalization expected for both ore and alloys.



Source: Fastmarkets MB, S&P Global Platts, the IMnI, and CNFEOL

*High Carbon Ferromanganese (HCFMn) not included due to relatively low liquidity and absence of representative non-Chinese Asian benchmark

OM HOLDINGS LIMITED

AUSTRALIA • CHINA • JAPAN • MALAYSIA • SINGAPORE • SOUTH AFRICA

ersonal use only

