



Corporate Update and Equity Raising Presentation

INVESTOR PRESENTATION

February 2025

Equitable capital raising to all shareholders to support sales ramp up

for personal use only



Important Notice and Disclaimer

This presentation has been prepared by WA Kaolin Ltd (WAK). This document contains background information about WAK current at the date of this presentation. The presentation is in summary form, has not been independently verified and does not purport to be all inclusive or complete nor does it contain all the information that a prospective investor may require in evaluating a possible investment in WAK or its assets.

Recipients should conduct their own investigations and perform their own analysis in order to satisfy themselves as to the accuracy and completeness of the information, statements and opinions contained in this presentation.

This presentation has been prepared in relation to the Company's fully underwritten pro-rata accelerated non-remunerable entitlement offer of new fully paid ordinary shares and free attaching Options to eligible Shareholders (**Offer**) announced to the ASX on 5 February 2025.

The Offer is being made by the Company under and in accordance with the Prospectus dated 5 February 2025 as lodged with ASIC and available on the Company's ASX website. Eligible Shareholders should consider the Prospectus in deciding whether to acquire New Shares and free attaching Options under the Offer. Anyone who wishes to apply for New Shares and free attaching Options under the Offer will need to apply in accordance with the instructions contained in the Prospectus and application form.

This presentation is for information purposes only. Neither this presentation nor the information contained in it constitutes an offer, invitation, solicitation or recommendation in relation to the purchase or sale of securities in any jurisdiction. This document is not a prospectus and does not contain all of the information which would be required to be disclosed in a prospectus. This presentation may not be distributed in any jurisdiction except in accordance with the legal requirements applicable in such jurisdiction. Recipients should inform themselves of the restrictions that apply in their own jurisdiction. A failure to do so may result in a violation of securities laws in such jurisdiction. In particular, this presentation may not be released to US wire services or distributed in the United States.

This presentation does not constitute investment advice and has been prepared without taking into account the recipient's investment objectives, financial circumstances or particular needs and the opinions and

recommendations in this presentation are not intended to represent recommendations of particular investments to particular persons. Recipients should seek their own professional, legal, tax, business and/or financial advice when deciding if an investment is appropriate.

All securities transactions involve risks, which include (among others) the risk of adverse or unanticipated market, financial or political developments. Recipients of this presentation who decide to invest in WAK do so at their own risk.

To the fullest extent permitted by law, WAK and its related bodies corporate, its directors, officers, employees and representatives (including its agents and advisers), disclaim all liability, take no responsibility for any part of this presentation, or for any errors in or omissions from this presentation arising out of negligence or otherwise and do not make any representation or warranty, express or implied, as to the currency, accuracy, reliability or completeness of any information, statements, opinions, estimates, forecasts, conclusions or other representations contained in this presentation.

This presentation may include forward-looking statements. These forward-looking statements are not historical facts but rather are based on WAK's current expectations, estimates and assumptions about the industry in which WAK operates, and beliefs and assumptions regarding WAK's future performance. Words such as "anticipates", "expects", "intends", "plans", "believes", "seeks", "estimates", "potential" and similar expressions are intended to identify forward-looking statements. Forward-looking statements are only predictions and are not guaranteed, and they are subject to known and unknown risks, uncertainties and assumptions, some of which are outside the control of WAK. Past performance is not necessarily a guide to future performance and no representation or warranty is made as to the likelihood of achievement or reasonableness of any forward-looking statements or other forecast. Actual values, results or events may be materially different to those expressed or implied in this presentation. Given these uncertainties, recipients are cautioned not to place reliance on forward looking statements. Any forward looking statements in this presentation speak only at the date of issue of this presentation. Subject to any continuing obligations under applicable law, WAK does not undertake any obligation to update or revise any information or any of the forward looking statements in this presentation or any changes in events, conditions or circumstances on which any such forward looking statement is based.

Now Driving Towards Full Production

- WA Kaolin is pleased to confirm that the fourth quarter of 2024 was a pivotal turning point in its operations.
- The classifier project has delivered the required production solutions as announced to the market on 27th November 2024 and on the 24th January 2025.
- Operating costs have been reduced significantly and are very well understood, and the company does not anticipate significantly increasing staff levels until sales exceed 8,000 tonnes per month (circa 100ktpa) being half of the nameplate capacity of 200ktpa.
- The delivery of volume and finer quality products are the keys to revenues and profitability.
- Order flow is gathering momentum with 4,800 tonnes in forward orders of which 2,400 tonnes are orders for the new finer grades.
- To fund the working capital required for the sales ramp up, WA Kaolin is undertaking an A\$7m ANREO that is supported by its key shareholders.
- The ANREO is being offered equitably to all shareholders on the basis of one new Share for every three (3) Shares held at the Record Date at an issue price of A\$0.04 with a one (1) for two (2) free unlisted attaching option exercisable at A\$0.09 and expiring 30 June 2027. The last share sale price was A\$0.07 and the theoretical ex-rights price (TERP) of A\$0.064.
- Key shareholders intend to accelerate ~A\$2.6 million of entitlements. The Retail Entitlement Offer of ~A\$4.4 million is fully underwritten by Canaccord with key shareholders providing A\$2.2 million of general sub-underwriting support. The Company has also been advised that 13.1% shareholder and major debt provider Scientific Management Associates (Victoria) Pty Ltd intends to subscribe for its full entitlement of ~\$0.9 million.
- The post issue market capitalisation at the TERP of A\$0.064 is A\$42.4m and the Company's liabilities stand at A\$30m.

Overview

World class deposit	<ul style="list-style-type: none">• The Wickepin Project, discovered by Rio Tinto in 1980's and acquired by WA Kaolin in 1999, contains an Ore Reserve of 64.9mt of ultra bright, high purity kaolinised granite and Mineral Resource of 643.0mt (Resource includes ore reserve).
Driving towards full production	<ul style="list-style-type: none">• WAK's classifier project has proven more successful than previously indicated, with all three objectives of the project being achieved 1) finer grades, 2) higher production rates and 3) improved yield.• The Wickepin plant nameplate capacity is 200ktpa implying a monthly sale rate of 16.6ktpm.• Payment terms for customers vary from FOB to 30 days.
Access to port and end-users	<ul style="list-style-type: none">• The Project is situated 220km from the Port of Fremantle and 230km from Bunbury.• WAK has a long-life supply of superior quality Kaolin, with a global competitive advantage through proximity to the dominant Asian end user market
Poised to capture market demand	<ul style="list-style-type: none">• WAK has distribution agreements in place with multiple companies covering a wide range of geographical markets and market verticals, the most significant distributor is Stanco who services the fibreglass industry in Asia Pacific.• WAK has a growing list of customers in place with regularly monthly orders which is building a solid baseline of ongoing revenue.
Supportive key shareholder group	<ul style="list-style-type: none">• WAK is backed by a group of highly supportive key shareholders (including Board and Management) who remain supportive as the company's major shareholders and debt holders.
Equity capital to fund sales ramp up	<ul style="list-style-type: none">• A\$7m ANREO to provide the Company with the working capital to fund the sales ramp up and achieve positive free cash flow at its Wickepin operations.

Corporate Snapshot

Corporate Structure at 31 January 2024

SHARES ON ISSUE	523,634,125
MARKET CAPITALISATION @ 7.0c PER SHARE	A\$36.7m
UNLISTED OPTIONS ¹	56,212,503
CASH AT BANK (as at 31 December 2024)	\$1.12m

Substantial Shareholders

TOP 20 SHAREHOLDERS	76.8%
BOARD & FOUNDERS	59.6%
NO. OF SHAREHOLDERS	1,198

Top Shareholders

Shareholder	Shares	%
Ken Hall**	102,327,898	19.5%
Silver Tropic Pty Ltd*	69,750,241	13.3%
Scientific Management Associates (Victoria) Pty Ltd*	68,644,334	13.1%
Century Horse Limited**	63,567,618	12.1%
Boneyard Investments Pty Ltd*	33,310,789	6.4%

¹ Weighted average option exercise price is \$0.35 and expiring between Nov-24 to Jan-28

**Accelerating Entitlements

* Taking up Entitlements

* Director


Board & Management



John White
Non-Executive Chairman



Alf Baker
Managing Director



Ken Hall
Non-Executive Director



Sean Hu
Non-Executive Director



Andrew Sorensen
Director, Sales & Marketing &
Company Secretary



Abhi Anand
Chief Financial Officer

Attractive operational outlook

- Long life project with potential 100+ year annuity style cashflows and long-term equity returns



Resource

100+ year LOM, open cut,
free dig, low strip ratio



Production

Equipment in place for
nameplate and staffing
sufficient for up to 100ktpa



Free Cash Flow

The company can now strive
towards positive operating
cashflow this CY



Costs

Costs well understood and
reduced to provide improved
ongoing margins



Ramp-Up

One classifier has achieved 20tph
With two and tuning all plant, the
capacity will likely exceed
nameplate to maybe 300ktpa



Kaolin Market

Finer particle size product
for Paper and Paint and new
products to Ceramics

Kaolin

Overview*

- A platy white clay derived from the mineral Kaolinite formed by hydrothermal weathering of igneous rock such as granite
- A common mineral, however, rarely occurs in large high-grade and low impurity deposits
- Est US\$4.8b market in 2019 and is projected to reach US\$5.9b by 2025
- By volume, the market was 29.4mt in 2019 and is expected to reach 35.8mt by 2025 (CAGR 3.3%)

Applications

- Chemically inert, nonabrasive material
- Current Application Industries: Paper and packaging, ceramics, paints and coatings, fibreglass, plastics, rubber, pharmaceuticals, cosmetics and agriculture
- Future Applications: Kaolin is the feedstock for the production of Metakaolin, which is used as supplementary cementitious material (SCM) and a vital ingredient for the emergence of geopolymers concrete (non-Portland cement)



THE CERAMICS INDUSTRY

Kaolin increases the durability of ceramics as well as the smoothness and whiteness of the finished product.



THE FIBREGLASS INDUSTRY

Kaolin is used in the production process of fibreglass.

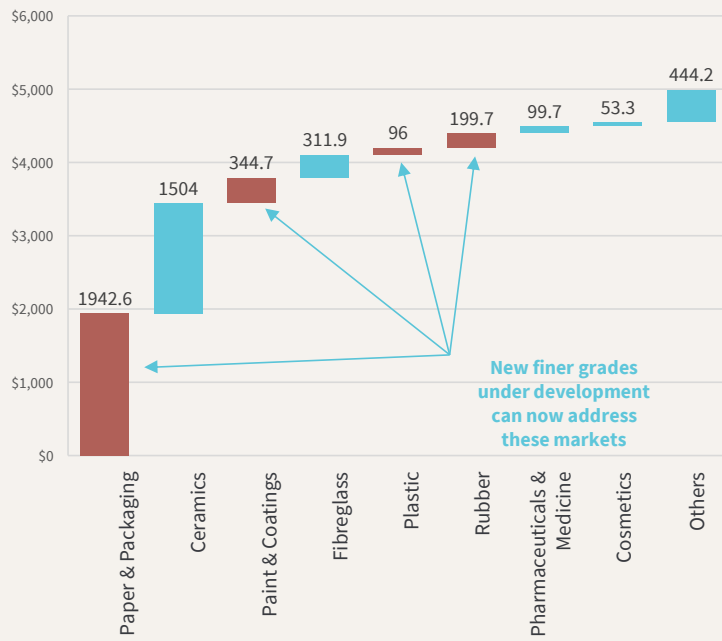


THE PACKAGING & PAPER INDUSTRY

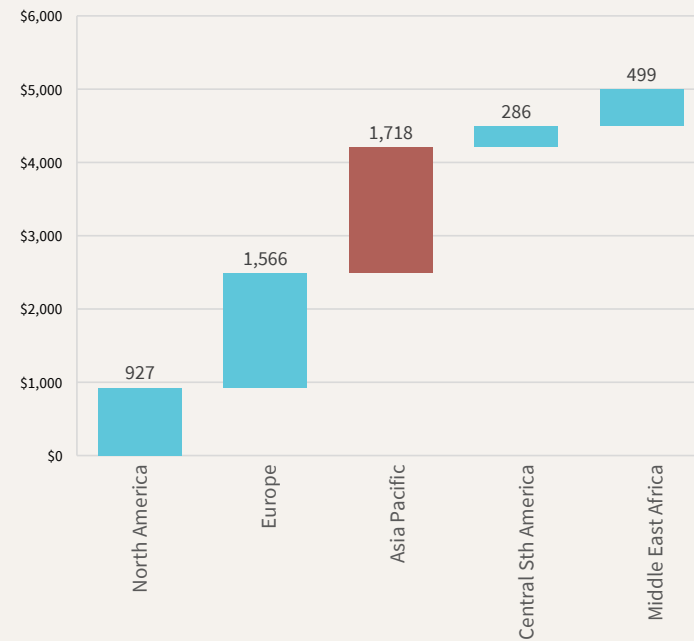
Kaolin is used as a filler or coating in the paper industry. This increases gloss, smoothness, brightness and ink absorbency of the paper, which improves the printability.

The Kaolin Market

Kaolin market by Application (US\$m)



Kaolin market by Region (US\$m)



Customers

- In addition to servicing WA Kaolin’s marquee customers directly with the help of WA Kaolin’s Malaysian based regional sales office, WA Kaolin has developed relationships with distributors in the key geographical and end use markets in Asia Pacific region. The Company has active distribution arrangements in China, Japan, Vietnam, Thailand, India and Bangladesh.
- The sales volumes for 2025 are expected to rise rapidly as the company rolls out the new finer kaolin grades produced by the classifiers that were installed in late 2024.
- A breakdown of customer volumes in CY2024 are shown in the table below.

Country	Customer	CY2024 Revenue %	Vertical	About
China & Taiwan	Stanco	63%	Fibreglass	Distributor servicing the fibreglass market in Asia Pacific
Vietnam	Customer 2	9%	Ceramics	Distributor servicing the ceramics market in Vietnam
Japan	Customer 3	6%	Ceramics	Ceramics customer in Japan
China	Customer 4	4%	Ceramics	Ceramics customer in China
Australia	Customer 5	4%	Construction	Customer in the Australian construction industry

Updated Ore Reserve Estimate and Mineral Resource Estimate

- Wickepin Project Ore Reserve Estimate and Mineral Resource Estimate updated by CSA Global
- Ore Reserve Estimate updated from 30.5Mt to 64.9Mt¹, an increase of 113%
- Production mine life increases to 73 years
- The Mineral Resource Estimate of 643.0Mt² (includes the Ore Reserve Estimate)

Resource upgrade confirms Wickepin as globally leading kaolin resource

Table 1. Ore Reserves by JORC Classification

JORC Classification	TONNES (Mt)	ISO BRIGHTNESS (%)	YIELD (%) (<45 µM IN SIZE)	IN SITU KAOLIN (MT)
Proved Probable	15.8	81.9	49.9	7.9
	49.1	82.2	50.7	24.9
Total	64.9	82.2	50.5	32.8

Source: CSA Global Report No. R310.2023 – 2nd October 2023

Table 2. Inferred Mineral Resources (<45 µm), WA Kaolin Project

	KAOLINIZED GRANITE (MT)	ISO BRIGHTNESS (%)	YIELD (%)	KAOLIN (MT)
Total	643.0	75.8	44.0	283

Source: CSA Global Report No. R313.2023 – 29th September 2023

Estimates and production targets

The Mineral Resources and Ore Reserves referred to in this presentation were previously reported in announcements released to the ASX on 10 and 11 October 2023. WA Kaolin confirms that it is not aware of any new information or data that materially affects the information included in the relevant market announcement and that all material assumptions and technical parameters underpinning the estimates, production target or forecast financial information derived from a production target continue to apply and have not materially changed.

¹ CSA Global Report No. R310.2023 – 2nd October 2023 (ASX announcements 10 and 11 October 2023)

² CSA Global Report No. R313.2023 – 29th September 2023 (ASX announcements 10 and 11 October 2023)

Mining Process

The mining process at Wickepin is low risk. The ore and overburden is 100% free dig with the overburden thickness varying from 5m – 9m. The low strip ratio contributes to the low cost of operations

- There are 2 pits in operation inside the mining tenement are (M70/1143) with the mineralised zone thickness generally between 15m – 25m.

Mining is undertaken with support of local contractors to strip the top level and prepare the ground for WAK to extract the ore body.



Production Background

- WA Kaolin production process is a unique dry separation process developed over the last 10 years in prototype, pilot and commercial scales. Production commenced at Wickepin WA in October 2022.
- Operational improvements have been made since start up in late 2022. As is the norm in a process plant improvements will continue into the future.
- The ore presents with c.12% moisture and approximately 50:50 sand (quartz) and fine kaolin. The process is essentially to separate the sand from the quartz.
- At pilot stage and early commercial stage the process was labelled ‘the K99 process’ – indicating a finished kaolin product with particle size of 99% less than 45 microns. This was achieved using a two-stage separation system – the first stage separating coarse sand and the second stage the finer sand.
- K99 product satisfied some markets , but to gain volume, finer products were required to meet tighter specifications. The process could not achieve finer than 99% without high yield losses.
- The Company then researched third stage separation technology and in late 2024, successfully commissioned a twin set of dynamic classifiers. The three objectives of the project have been achieved, being - finer products, higher production rates and improved yield.
- For the finer products, run rates have more than doubled and the overall output of the plant, using just one of the two classifiers, has reached 20tph.

Production Status Update continued

- Plant is running reliably 5 days x 12-18 hours.
- Additional staff are already trained for additional shifts in readiness for sales growth. Plan is to run up to 5 days x 18 hours to build inventory to 4000 tonnes by end May 2025
- A total of 3,705 tonnes were shipped in FY25 December Quarter and there is a record 5,780 tonnes in forward orders as at the beginning of January
- 20kg packaged products are being produced regularly
- R&D at Kwinana site has launched two new products for ceramic industry and trials continue to prepare specifications for the paper and paint markets
- If both classifiers are used, with minor capacity improvements to the plant fore and aft of the classifiers, it is foreseeable that the plant capacity could reach 300ktpa vs nameplate of 200ktpa.
- Whatever the case, production is now capable of meeting a strong ramp up of sales.

K99 Kaolin Production



Current Production Status

- The two new classifiers have each achieved 15 tonnes per hour, the total of 30 tonnes per hour is 20% above the plant nameplate of 25 tonnes per hour and further increases are expected as the Company finetunes them.
- This means that the implementation of the second train can be deferred depending on all plant systems before and after the classifiers being optimised to match the classifier capacity Nameplate capacity implies 200ktpa and once operating at these levels the intention is to increase the feed and drying system capacities to optimise the first train.
- From all indications to date, WAK will no longer need to implement a wet process to participate in the paper, paint and other markets that require super fine particle size. Further test market results are required to validate this outcome.
- Operations have been streamlined with staff numbers calibrated to a production profile designed to generate positive EBITDA. A number of roles have been combined reflecting the campaign nature of operations.
- The MD has been on site all year to oversee and implement these production and efficiency improvements, along with a successful team effort with suppliers to reduce energy costs.
- The team has identified several low-cost incremental plant improvements that will further enhance the production profile and will implement those as funds permit and in line with confirmed sales growth.
- The Company is committed to operating without accidents and injuries and remains focussed on continuous improvement of safety awareness and working conditions.

Equity Funding Overview

Offer Structure and Size

- WA Kaolin Limited ("**WA Kaolin**" or the "**Company**") is seeking to undertake a fully underwritten accelerated non-renounceable entitlement offer to raise a total of approximately A\$7.0 million ("**ANREO**" or the "**Offer**").
- Existing eligible shareholders will be entitled to apply for one (1) new fully paid ordinary shares in the Company ("**New Shares**") for every three (3) shares owned.
- Participants in the Offer will receive one (1) free unlisted attaching option for every two(2) shares subscribed for in the Offer ("**Attaching Options**"). Attaching Options will be exercisable at 9.0c and will expire on 30 June 2027.

Offer Price

- The Offer Price of A\$0.04 per New Share represents a:
 - 42.9% discount to the last closing share price of A\$0.07 on 31 January 2025
 - 34.7% discount to the 15-day VWAP of A\$0.061 per share as at and including 31 January 2025
 - 37.5% discount to the theoretical ex-rights price ("**TERP**") of A\$0.064

Entitlement Issue

- The Entitlement Issue is expected to open on Wednesday, 12 February 2025 and close on Wednesday, 5 March 2025.
- Eligible shareholders may elect to take up all or part of their entitlement prior to the closing date.
- Eligible shareholders may also apply for additional New Shares.
- Shareholders should read the Prospectus which contains information on the Entitlement Issue and process to apply for New Shares.

Board and Major Shareholder Participation

- The major shareholders of the Company have committed to providing A\$2.6 million of accelerated entitlements in the accelerated portion of the Offer.
- The major shareholders have provided A\$2.2 million of sub-underwriting support for the remainder of the Offer.
- The Company has received a commitment from Scientific Management Associates (Victoria) Pty Ltd (13.1% shareholder) to subscribe for its entitlement of approximately A\$0.92 million.

Ranking

- New Shares to rank equally with existing ordinary shares

Broker Syndicate

- Canaccord Genuity is acting as Lead Manager and Underwriter to the Offer.
- Leeuwin Wealth is acting as Corporate Advisor to the Offer.
- Leeuwin Wealth and JP Equity Partners are acting as Co-Managers to the Offer.

Indicative Capital Structure and Sources & Uses

Pro-Forma Capitalisation	m
Shares on Issue	523.6
New Shares under ANREO	174.5
Total shares on issue post Offer	698.2
Market Capitalisation post Offer (at issue price)	A\$27.9m
WAK Options on Issue Post Issue ¹	143.5

1. Includes 30.5m unlisted options exercisable at A\$0.35 and expiring on 20 November 2025, 25.0m unlisted options exercisable at A\$0.09 and expiring on 30 June 2027, 0.75m unlisted options exercisable A\$0.35 and expiring 9 January 228, and the Attaching Options to be issued under the ANREO.

Pro-Forma Financials	Pre-Offer (A\$m)	Post-Offer (A\$m) ²
Cash & Cash Equivalents	1.1	7.7
Total Liabilities and Borrowings*	30.6	30.6
Market Capitalisation	20.9	27.9

*Loans consist of A\$16.5m in current liabilities and A\$8.3m in non-current liabilities.

Scientific Management Associates (Victoria) Pty Ltd has A\$11.3m in current liabilities @ nil interest which is repayable out of positive cash flow and expiring 30 June 2028

Scientific Management Associates (Operations) Pty Ltd has A\$8.3m in non-current liabilities @ 6.0% interest which is repayable out of positive cash flow and expiring 30 June 2027

The annual interest charge on the Company's total liabilities is A\$0.9 million.

Sources of Funds	(A\$m) ²
Offer Proceeds	6.7
Cash Balance (31 Dec 2024)	1.1
Total	7.8

Uses of Funds	(A\$m)
Market and product development	1.8
Working capital – inventory	1.2
Working capital - debtors	1.3
Plant improvements & safety	0.5
Working capital - other	2.7
Costs of the offer	0.3
Total	7.8

Indicative Timetable

Event	Date ¹
Trading Halt	Monday, 3 February 2025
Announce Offer / lodges Appendix 3B with ASX / lodgement of Prospectus with the ASIC and ASX	Wednesday, 6 February 2025
Company conducts Institutional Offer	Thursday, 6 February 2025
Announcement of results of Institutional Offer	Pre-open Friday, 7 February 2025
Trading resumes on an ex-entitlement basis	Friday, 7 February 2025
Record Date for determining Entitlements	Monday, 10 February 2025
Company issues Institutional Offer Securities / lodges Appendix 2A & 3G with ASX	Tuesday, 11 February 2025
Dispatch of Prospectus and Entitlement and Acceptance Forms for Retail Offer / Company announces dispatch has been completed / Retail Offer and Shortfall Offer Opens	Wednesday, 12 February 2025
Last day to extend Closing Date of Retail Offer	Before 9am AWST Friday, 28 February 2025
Closing Date of the Retail Offer*	5pm AWST Wednesday, 5 March 2025
Announcement of results of the Retail Offer / Issue date of Securities under the Retail Offer / Lodge Appendix 2A & 3G	Before 9am AWST Wednesday, 12 March 2025

Investment Opportunity



Multi-Generation Life of Mine | Current Resource supports a sustained +73 years production



Highly leveraged to increased production | Nameplate production of 200ktpa with apparent excess capacity



De-risked processing | The classifier project is delivering higher volumes and higher product specifications



Offtakes in place | A well developed global market with sales currently underway and growing



Highly supportive major shareholders | Significant leadership, experience and commitment



Equity capital to fund sales ramp up | Positions MCap at cA\$44.7m > total liabilities of A\$30.6m



Equitably offered to all shareholders | Shareholders have the opportunity to subscribe for entitlements and support their Company



Contact Us

www.wakaolin.com.au

Alf Baker | Managing Director

+61 419314283

abaker@wakaolin.com.au

Andrew Sorensen | Director Sales & Marketing

+61 8 9439 6300

asorensen@wakaolin.com.au



for personal use only



APPENDIX



WAK processing
plant adjacent
to the mines in
Wickepin
Western Australia





WAK Wickepin No 2 Pit mining campaign will yield circa 140,000 tonne of kaolin ore. At the end of January approx. 50% complete.

Close up shows approx. 4m of gravel overburden and 8m of mottled clay, then pure white high-quality kaolin down to 25-35m



Out-bound Finished Product



Risks

- **Production ramp up:** The Company intends to ramp up its mining and processing operations. There is a risk that any ramp up may take longer than planned, not achieve desired kaolin product levels, revenues may be less than anticipated or costs may be higher than anticipated
- **Going concern:** The Company has relied on the support of its shareholders to complete its capital expenditure and to fund its ongoing operations. The Company expects to achieve positive operating cashflow however is reliant upon its shareholders to ensure this position is achieved. In the event that positive operating cashflow is not achieved or shareholders do not continue to support the Company, the Company may not be able to continue as a going concern
- **Additional requirements for capital:** The Company believes that the funds raised under the Offer, together with existing cash flow, will be sufficient to increase production and reach positive operating cash flow. The further development of the Company's mine and mine plant, as well as any working capital needs, may require additional funding. The Company's future capital requirements, and the Company's ability to satisfy those requirements, depend on numerous factors, many of which are beyond the control of the Company. Any additional equity financing may dilute shareholdings. Any debt financing, if available, may involve restrictions on the Company's activities. If the Company is unable to obtain additional funding as needed, it may be required to reduce the scope of its operations or dispose of assets, as the case may be.
- **Operational activities:** The Company's operational activities include mining and supply of kaolin products, which are subject to operating risks that could impact the amount and quality of kaolin produced or increase the cost of production for varying lengths of time.
- **Kaolin prices and foreign exchange:** As a significant portion of the Company's kaolin products are exported overseas, prices may fluctuate and may be affected by a number of factor beyond the control of the Company. Potential future production from the Company's mining tenements will be dependent upon the sustainable price of kaolin
- **Technology:** Any failure or delay in developing new technology or an inability to exploit technology as successfully or cost-effectively as competitors, could result in a decrease in customer demand, which could have a material adverse effect on the Company's business and cash flows, prospects for growth, financial condition and results of its operations.