

The Maronan Project

Building Confidence and
Advancing towards 'Mine Ready'

Presented by: Richard Carlton, MD

11 February 2025

ASX CODE: MMA



BELL POTTER

unearthed 25

NATURAL RESOURCES VIRTUAL CONFERENCE

10 - 13 February 2025

Important Notices and Disclaimer

GENERAL

These presentation materials and the accompanying verbal presentation (together, the **Presentation Materials**) have been prepared by Maronan Metals Limited (**Company**) as at 11/02/2025 and statements are current only as at that date. Information in the Presentation Materials remains subject to change without notice. The Company has no responsibility or obligation to inform you of any matter arising or coming to its notice, after the date of this document, which may affect any matter referred to in this document. By receiving the Presentation Materials, you acknowledge and represent to the Company that you have read, understood and accepted the terms of this disclaimer. It is the responsibility of all recipients of these Presentation Materials to obtain all necessary approvals to receive these Presentation Materials and receipt of the Presentation Materials will be taken by the Company to constitute a representation and warranty that all relevant approvals have been obtained.

Unless otherwise indicated, all images, tables and charts included in the Presentation Materials relate to the Maronan Project.

NOT AN OFFER

These Presentation Materials are for information purposes only. The Presentation Materials do not comprise a prospectus, product disclosure statement or other offering document under Australian law (and will not be lodged with the Australian Securities and Investments Commission) or any other law. The Presentation Materials also do not constitute or form part of any invitation, offer for sale or subscription or any solicitation for any offer to buy or subscribe for any securities nor shall they or any part of them form the basis of or be relied upon in connection therewith or act as any inducement to enter into any contract or commitment with respect to securities. In particular, these Presentation Materials do not constitute an offer to sell or a solicitation to buy, securities in the United States of America.

NOT INVESTMENT ADVICE

The Presentation Materials are not investment or financial product advice (nor tax, accounting or legal advice) and are not intended to be used for the basis of making an investment decision. Recipients should obtain their own advice before making any investment decision.

SUMMARY INFORMATION

The Presentation Materials do not purport to be all inclusive or to contain all information about the Company or any of the assets, current or future, of the Company. The Presentation Materials contain summary information about the Company and its activities which is current as at the date of the Presentation Materials. The information in the Presentation Materials is of a general nature and does not purport to contain all the information which a prospective investor may require in evaluating a possible investment in the Company or that would be required in a prospectus or product disclosure statement or other offering document prepared in accordance with the requirements of Australian law or the laws of any other jurisdiction, including the United States of America.

While reasonable care has been taken in relation to the preparation of the Presentation Materials, none of the Company or its directors, officers, employees, contractors, agents, or advisers nor any other person (Limited Party) guarantees or makes any representations or warranties, express or implied, as to or takes responsibility for, the accuracy, reliability, completeness or fairness of the information, opinions, forecasts, reports, estimates and conclusions contained in this document. No Limited Party represents or warrants that this document is complete or that it contains all information about the Company that a prospective investor or purchaser may require in evaluating a possible investment in the Company or acquisition of shares in the Company. To the maximum extent permitted by law, each Limited Party expressly disclaims any and all liability, including, without limitation, any liability arising out of fault or negligence, for any loss arising from the use of or reliance on information contained in this document including representations or warranties or in relation to the accuracy or completeness of the information, statements, opinions, forecasts, reports or other matters, express or implied, contained in, arising out of or derived from, or for omissions from, this document including, without limitation, any financial information, any estimates or projections and any other financial information derived therefrom.

JORC CODE

The information in the Presentation Materials relating to exploration results, exploration targets, mineral resources and ore reserves has been reported by the Company in accordance with the 2012 Edition of the 'Australasian Code for Reporting of Exploration results, Mineral Resources and Ore Reserves' (JORC Code) and is extracted from the ASX announcement "Updated Resource Estimate Fuels Ideas of Early Development Potential of the Shall Starter Zone" released on 12 March 2024 and ASX announcements "Maronan infill drilling intersects thick interval of ore-grade silver-lead mineralisation including "Bonanza" 1520g/t silver intercept" released on 7 August 2024; "Strong widths and grades keep coming with infill drilling on the starter zone" released on 25 September 2024; and "Update – consistent results build more confidence in the Maronan Project" released on 11 November 2024. These announcement are available on the Company's website at www.maronanmetals.com.au.

The Company confirms that it is not aware of any new information as at the date of the Presentation Materials that materially affects the information included in the Presentation Materials and that all material assumptions and technical parameters underpinning the estimates in the Company's previous announcement[s] continue to apply and have not materially changed.

FORWARD LOOKING STATEMENTS

Certain statements contained in the Presentation Materials, including information as to the future financial or operating performance of the Company and its projects, are forward looking statements. Such forward looking statements involve known and unknown risks, uncertainties, assumptions and other important factors, many of which are beyond the control of the Company and which may cause actual results, performance or achievements to differ materially from those expressed or implied by such statements. Forward looking statements are provided as a general guide only, and should not be relied on as an indication or guarantee of future performance. Given these uncertainties, recipients are cautioned to not place undue reliance on any forward looking statement. Subject to any continuing obligations under applicable law the Company disclaims any obligation or undertaking to disseminate any updates or revisions to any forward looking statements in this document to reflect any change in expectations in relation to any forward looking statements or any change in events, conditions or circumstances on which any such statement is based.



Maronian Metals – Share Price Catalysts



Significant silver and base metal exposure in stable mining friendly jurisdiction



Large global resource base of +60Mt containing 118Moz Silver, 2Mt Lead, 272Kt Copper and 758Koz Gold*



Rapidly advancing towards 'mine-ready'
Multiple development options



Assays and metallurgy Imminent, Resource Update (Q3 - FY25), Scoping Study (Q4 - FY25) & MDL application/grant 2025



Becoming a prime M&A target



* ASX:MMA 12 March 2024 Updated Resource Estimate
* See Appendix 1 – Updated Resource Tables

Value Drivers

01

The 'Starter Zone'

- Less than 90m from surface
- Successfully growing the Indicated Resource base
- Potential early access with exploration decline

02

Multiple Development Options

- Favourable Geometry for productive underground mining
- Thick continuous horizons offer high mining efficiency
- Stand alone mill or low-capital toll treating processing options

03

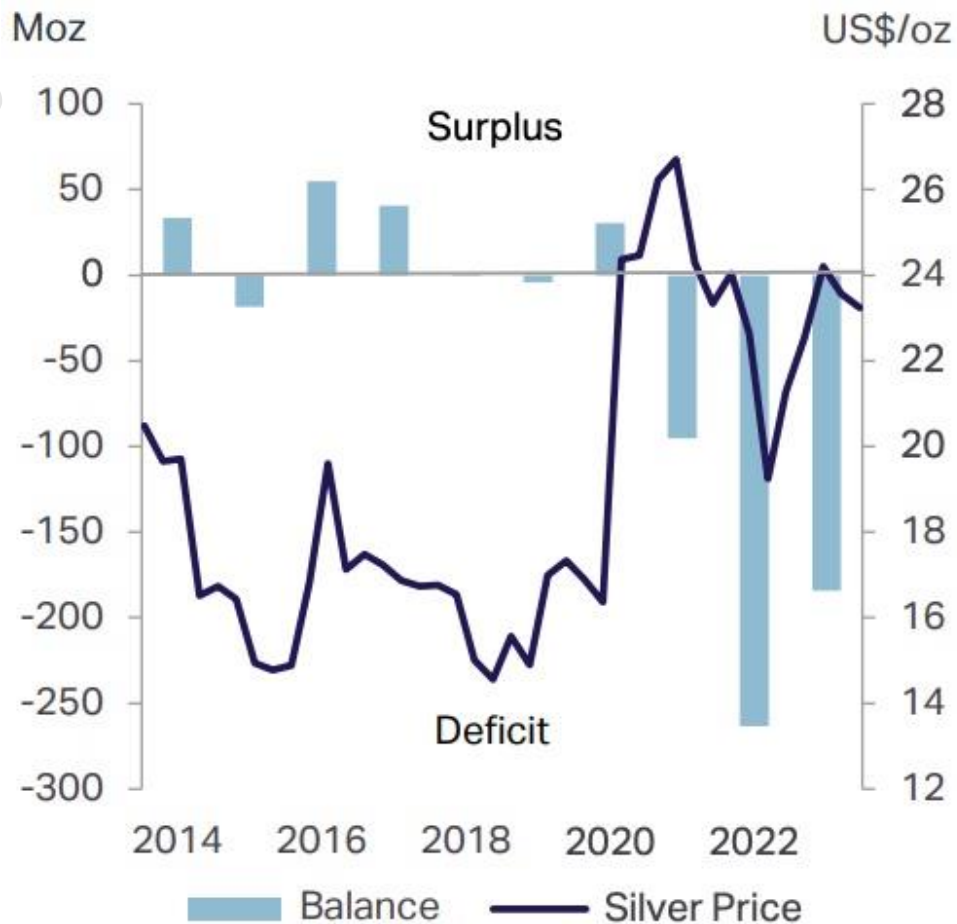
Rapidly Progressing 'Mine Ready' Permitting

- Application for Mine Development Licence in progress
- PFS level mine technical studies commenced
- Advancing stakeholder engagement



What Is The Upside?

World Silver Institute – Silver Supply Deficit



Why Maronan Now?

01 Potential to be a significant player in the silver and lead markets

02 Positioned to contribute to filling the forecast silver supply deficit

03 Leveraged to rising silver, copper and gold prices



Corporate Summary – Proven Mine Development Team In Place

ASX Code	Shares on Issue*	Share Price (07 Feb 25)	Market Cap	Cash (at 31 Dec 24)
MMA	201,252,826	28c	\$56.35M	\$5.4M

Board Of Directors & Senior Management

Simon Bird	Non-Exec Chairman
Richard Carlton	Managing Director
Robert Rutherford	Non-Exec Technical Director
Andrew Barker	Exploration Manager

Substantial Shareholders

Red Metal Limited	43.97%
Perth Capital Pty Ltd	8.61%

Share Price & Trade Volume: 06/02/2024 – 07/02/2025



Research Coverage



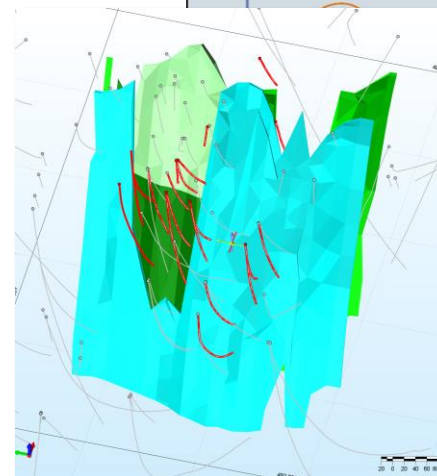
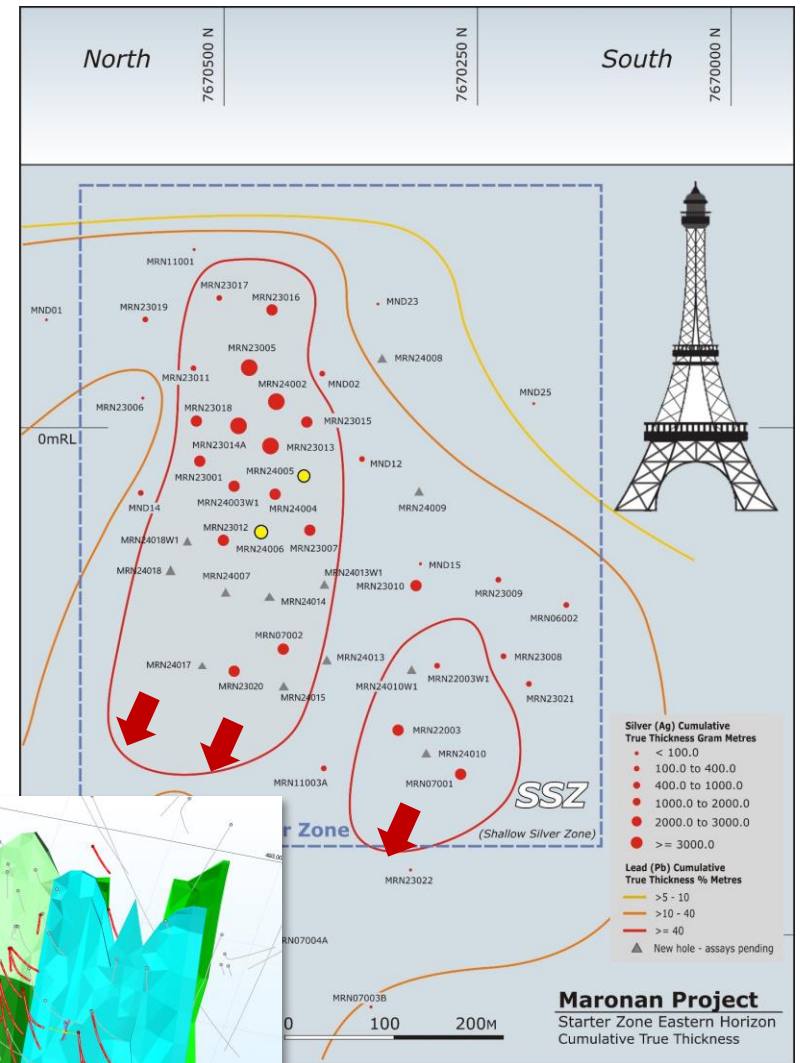
Research coverage provided by GBA Capital Pty Ltd
Commissioned by the Company under a paid agreement




*1,200,000 Employee Options exp 28/07/25 @ \$0.43; 87,214 Secondary Options exp 30/06/25 @ \$0.60; 500,000 Employee Options exp 21/12/26 @ \$0.28; 10,000,000 Director Options exp 19/04/25 @ \$0.25; 6,200,000 Employee Options exp 12/08/27 @ \$0.30; 10,000,000 Director options exp 15/11/27 @ \$0.275

Growing the Indicated Resource*

- Total Silver-Lead Resource 32.1Mt
- **Starter Zone** is **one-third** of the total Ag-Pb resource
 - Indicated: 2.1Mt @ 5.3% Pb, 155g/t Ag
 - Inferred: 9.0 Mt @ 5.3% Pb, 101g/t Ag
- 2024 Infill Drill Program – 10,076m completed on time and budget
- Assays received for first 6 holes, 13 pending
- Results highlight steep-plunge control to thickened zones



Oblique view to the East North-East showing Starter Zone Silver-Lead Domains



Maronan Project Virtual Tour

<https://vrify.com/decks/18038?auth=388709b9-037d-44a7-bbb9-4d6fa08f5987>

Personal use only



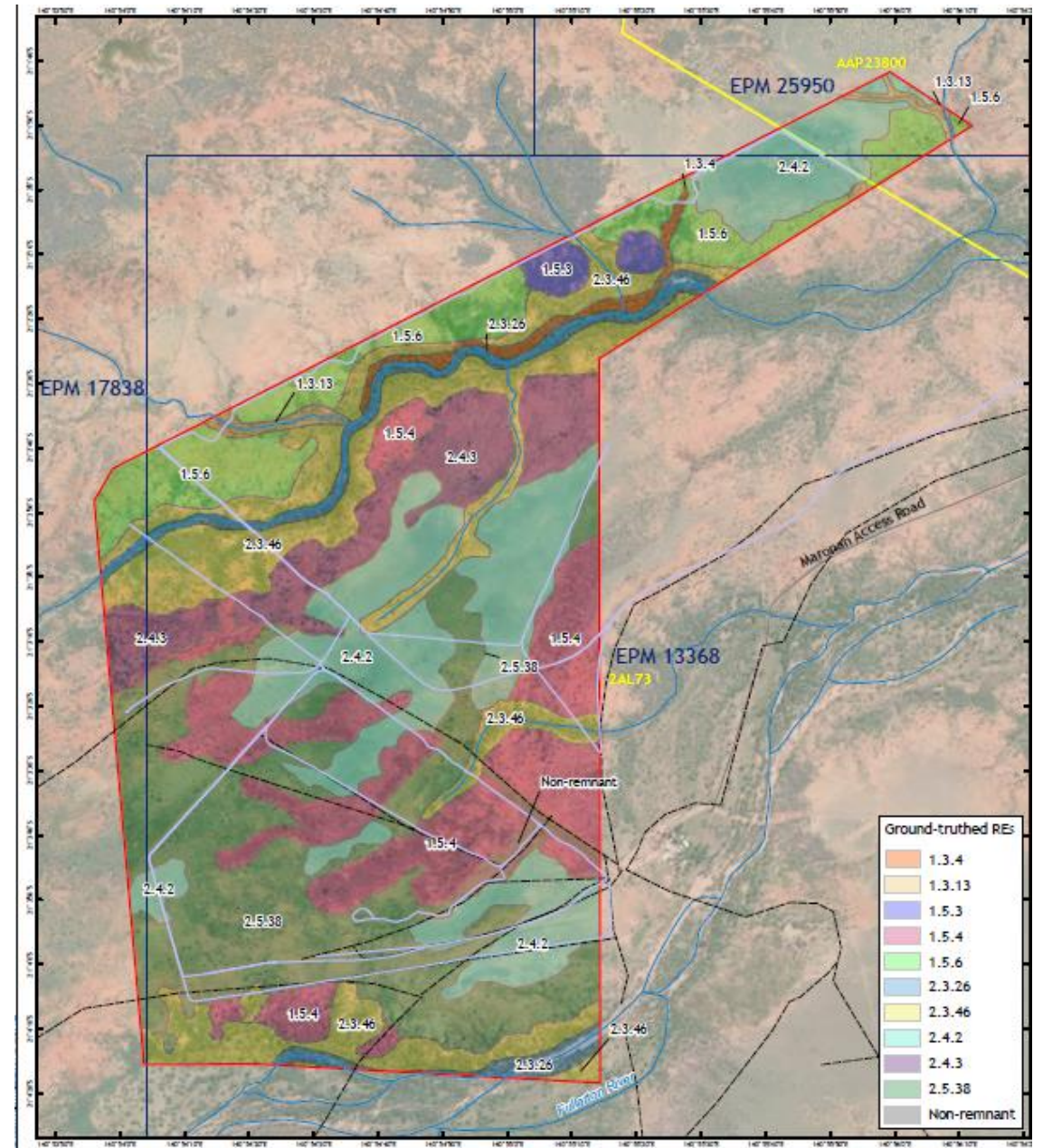
Excellent Metallurgical Results*

- Simple flotation
 - Strong recoveries of both silver (**84-95%**) and lead (**92-96%**)
 - High silver grades (**932-1,485 g/t**) in lead concentrates
 - Underlines their strong revenue potential
- Transitional and fresh copper sulphide mineralisation
 - Strong recoveries (**85-90%**)
 - Saleable concentrate product (grading **25-27% copper**)
- Lead and copper ore types are easy to grind
 - Classified as “**Soft to Medium**”
 - Offers significant processing cost advantages



Acceleration of 'Mine-Ready' Studies

- Critical path items
 - Flora and fauna
 - Surface and ground water
 - Stakeholder engagement
- Advanced Mine Studies
 - Geotechnical (orebody and portal access)
 - Metallurgical
 - Exploration decline design
- Potential infrastructure
 - Conceptual Site layout
 - Utilities – power and water



Maronian Metals – Share Price Catalysts



Significant silver and base metal exposure in stable mining friendly jurisdiction



Large global resource base of +60Mt containing 118Moz Silver, 2Mt Lead, 272Kt Copper and 758Koz Gold*




Rapidly advancing towards 'mine-ready'
Multiple development options



Assays and metallurgy Imminent, Resource Update (Q3 - FY25),
Scoping Study (Q4 - FY25) & MDL application/grant 2025



Becoming a prime M&A target



* ASX:MMA 12 March 2024 Updated Resource Estimate
* See Appendix 1 – Updated Resource Tables

Contact Us

Maronan Metals Limited
Level 15, 323 Castlereagh Street,
Sydney, NSW 2101

www.maronanmetals.com.au

Phone +61 2 9281 1805

info@maronanmetals.com.au

This presentation has been approved for release by the Board of
Maronan Metals Limited – 11 February 2025



Appendix 1- ASX:MMA 12 March 2024 Updated Mineral Resource* Silver-Lead

Total Maronan Silver-Lead Sulphide >3% Lead% Cut-off JORC 2012	Million Tonnes	Grade Lead %	Grade Silver g/t	Contained Lead Tonnes	Contained Silver Million Oz
Shallow Starter Zone					
Indicated	2.1	5.3	155	110,000	10.3
Inferred	9.0	5.3	101	480,000	29.5
Inferred & Indicated	11.1	5.3	111	590,000	39.8
Outside Shallow Starter Zone					
Inferred	21.0	6.5	105	1,370,000	70.8
Total (Global) Resource					
Inferred & Indicated	32.1	6.1	107	1,960,000	110.6



Appendix 1- ASX:MMA 12 March 2024 Updated Mineral Resource* Copper-Gold

Ore Types >0.4% Copper Cut-off JORC 2012	Million Tonnes	Grade Copper %	Grade Gold g/t	Grade Silver g/t	Contained Copper tonnes	Contained Gold Oz	Contained Silver Million Oz
Weathered Inferred	1.6	0.77	0.72	8	12,000	36,000	0.4
Transitional Inferred	7.1	0.77	0.40	4	55,000	91,000	1.0
Fresh Inferred	23.8	0.86	0.67	8	205,000	513,000	5.8
Total	32.5	0.84	0.61	7	272,000	640,000	7.2



Appendix 1- ASX:MMA 12 March 2024 Updated Mineral Resource* Gold-only

Gold-Only >1g/t Gold Cut-off JORC 2012	Million Tonnes	Grade Gold g/t	Contained Gold Oz
Fresh Inferred	1.8	1.24	72,000

