

13th February 2025

ASX Release

Alliance Aviation Services Limited (“Alliance”) (ASX: AQZ)

Correction of previous announcement – HY25 Results Presentation

Alliance, yesterday, released a HY25 Results Presentation. The presentation contained an error in respect to NPAT *reducing* by 10%, when in fact it is *increasing* by 10%.

Attached to this announcement is an amended copy of the HY25 Results Presentation.

There are no other changes to the earlier version.

– Ends –

This announcement has been authorised for release by Alliance Aviation Services Limited’s Company Secretary.

For personal use only

About Alliance

Alliance is Australasia's leading provider of contract, charter and allied aviation and maintenance services currently employing more than 1,400 staff.

The Company provides essential services to mining, energy, and government sectors as well as wet lease services for other airlines.

The company also has a growing aircraft, engine and spare parts trading business allied to the two aircraft types it operates.

Alliance holds IATA's IOSA certification, the only Australian contract and charter operator to do so and Flight Safety Foundation "BARS Gold" status, the first such carrier in Australia to achieve gold status.

Alliance is unique in that it owns its whole fleet. Currently that fleet consists of 38 Fokker 70/100 aircraft, 43 Embraer E190 aircraft with firm purchase commitments stretching to mid-2026 for a further 13 E190 aircraft.

The company dry leases four E190 aircraft to a third party with those leases having just been extended for a further five years.

Alliance has world leading operational performance, a key attribute sought by its customers. Alliance has operational bases in Brisbane, Townsville, Cairns, Adelaide, Perth, Darwin, and Rockhampton.

Alliance is locally owned with the majority of the Company's shareholders located in Australia and New Zealand.

For more information contact:

*Andrew Evans
Chief Financial Officer and Company Secretary
Alliance Aviation Services Limited
+61 (7) 3212 1201*

ersonal use only

Alliance

RESULTS PRESENTATION

- For The Half Year Ended -

31 December 2024

Alliance Aviation Services Limited

1H25 HIGHLIGHTS

Strong Revenue and Profit before tax result along with record EBITDA and flight hours

\$338.9m
—
Total Revenue & Income

\$101.2m
—
EBITDA

\$41.3m
—
Profit
Before Tax

\$27.2m
—
Operating Cashflow
(before aircraft acquisitions
classified as inventory)

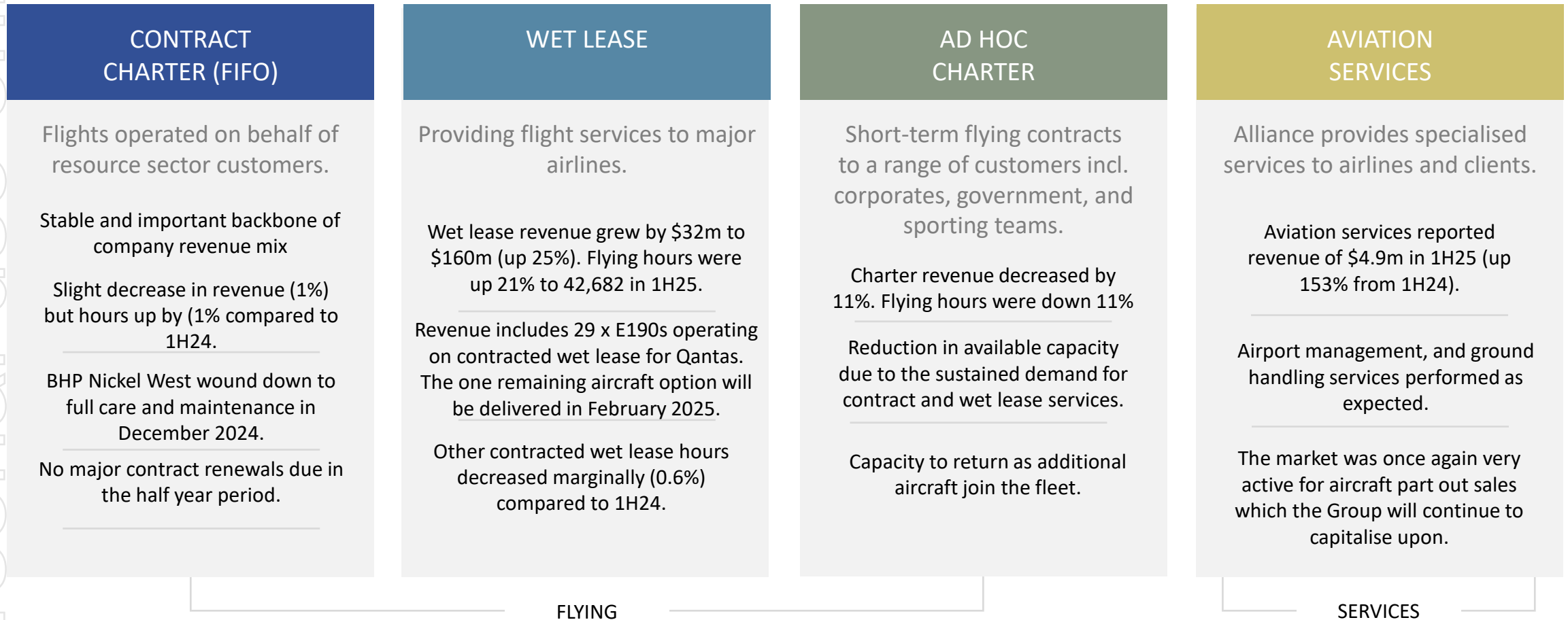
58,362
—
Flight Hours

76
—
Aircraft in
Service

ersonal use only

REVENUE STREAMS

98% of flights operated by Alliance in 1H25 were operated under long term contracts.



OPERATIONAL METRICS

Alliance continues to realise increased economic benefits of its capital expansion programme. Increases in both activity and asset utilisation has been the key profitability driver in 1H25.

	31 Dec 2024 Actual	31 Dec 2023 Actual
Aircraft in Service - Fokker	38	37
Aircraft in Service - Embraer	38	33
Aircraft in Service - Total	76	70
Flight Hours - Contract Revenue	14,265	14,156
Flight Hours - Charter Revenue	595	666
Flight Hours - Wet Lease Revenue	42,682	35,191
Flight Hours - RPT Revenue	423	499
Flight Hours - Other (incl maintenance)	397	281
Flight Hours - Total	58,362	50,793

Contract Revenue as a % of Total Revenue & Income



Wet Lease Revenue as a % of Total Revenue and Income



Industrial Relations

Alliance Airlines has invested, and continues to invest, significant management time into Enterprise Agreement (EA) negotiations across multiple disciplines.

Enterprise Agreement Update

- Brisbane Engineers
 - Agreement reached and approved by FWC in December 2024.
- QLD/SA pilots and Perth Cabin Crew
 - Agreement reached in December 2024 with awaiting FWC approval.
- Further EAs are in negotiation

Enterprise Agreement Financial Impact

- Forecast financial impact of EAs to be finalised in FY2025 is 7.5 – 8% of total labour and staff costs.
- This impact is in addition to the CPI increases already agreed prior to EA negotiations.



Industrial Relations landscape

- New industrial relations legislation has already had a significant impact in the aviation industry and other sectors of the Australian economy.
- This includes the resource industry which provides significant customers and revenue to Alliance Airlines.
- Accordingly, The Board and management of Alliance Airlines have a heightened focus on ensuring that further impacts are minimised.



FINANCIAL SUMMARY

For the Half Year Ended
31 December 2024

INCOME STATEMENT

Observations:

- Contract revenue decreased by 1% with BHP Nickel West's initial decrease in flying hours offset by other clients.
- Wet lease revenue increased as additional aircraft were deployed on wet lease services.
- Charter and RPT revenue both remain relatively consistent as the Group continues to focus on being a wholesaler of capacity.
- Aviation Services revenue includes the sale of one airframe and thirteen engine cores.
- Dry lease revenue of \$5.7 million is included in Other Revenue.
- Increased debt to fund the Group's strategic growth programme has resulted in an increase in finance costs.
- Depreciation has continued to increase which is reflective of increased number of operating aircraft and increased utilisation.
- Tax expense increased in line with profitability however no cash tax is forecast to be payable until 2027.

\$Million	31 Dec 2024 Actual	31 Dec 2023 Actual	%PCP Change
Revenue			
Contract Revenue	153.6	154.7	(1%)
Charter Revenue	7.2	8.1	(13%)
Wet Lease Revenue	160.1	127.6	25%
RPT Revenue	5.9	6.3	-
Aviation Services Revenue	4.9	2.0	150%
Other Revenue	7.2	5.8	17%
Total Revenue	338.9	304.5	11%
Operating Expenses	(237.7)	(224.1)	6%
EBITDA	101.2	80.4	25%
Depreciation and amortisation	(43.9)	(34.6)	26%
EBIT	57.3	45.8	24%
Finance costs	(16.0)	(8.1)	100%
PBT	41.3	37.7	10%
Income tax expense	(12.4)	(11.4)	(9%)
NPAT	28.9	26.3	10%
Basic EPS (cents)	17.9	16.3	10%

STATEMENT OF FINANCIAL POSITION

Observations:

- Strong increase in the Net Asset position to \$440.3 million up 7% from 30 June 2024 (\$410.7 million)
- Underlying inventory decreased in the period by \$19 million. This is offset by \$43 million of aircraft acquired for part out and/or sale.
- PP&E increased in the half-year predominately as a result of the acquisition of three aircraft as part of the E190 expansion program and acquisition of the two additional hangars in Brisbane.
- Right of use assets and liabilities increased as a result of the land lease in relation to the additional hangars at Brisbane airport.
- Trade and other payables decreased mainly due to the timing of payroll payments and accruals.
- Borrowings increased during the period as seven aircraft (\$87.3m) were acquired and the final settlement of the two additional hangars (\$19.6m) was made.
- Net debt at 31 December 2024 was \$425.5 million.

\$Million	31 Dec 2024 Actual	30 Jun 2024 Actual	%PCP Change
Cash	19.6	31.2	
Receivables	84.9	78.3	
Inventory	167.7	143.6	
Total Current Assets	272.2	253.1	8%
PP&E & Intangibles	823.0	719.6	
Right of Use Assets	35.8	26.1	
Total Non-Current Assets	858.8	745.7	15%
Total Assets	1,131.0	998.8	13%
Trade & Other Payables	81.8	110.7	
Borrowings	36.4	7.5	
Current Tax Liabilities	-	-	
Lease liabilities	2.2	2.6	
Provisions /Other	23.2	22.8	
Total Current Liabilities	143.6	143.6	1%
Borrowings	408.6	329.6	
Deferred Tax Liability	98.0	85.7	
Lease Liabilities	37.2	27.2	
Provisions / Other	3.3	2.0	
Total Non-Current Liabilities	547.1	444.5	23%
Total Liabilities	690.7	588.1	18%
Net Assets	440.3	410.7	7%

CASH FLOW STATEMENT

Observations:

- Operating cash flows includes \$42.3 million for the purchase of four aircraft that are classified as inventory, as they will be parted out for internal use or third-party sales. The result is an underlying operating cash flow is \$27.2 million for the half year ended December 2024
- Interest expense has increased due to additional debt.
- Payments for PP&E included:
 - Embraer fleet expansion capex - \$48.5 million
 - Fokker and Embraer fleet maintenance - \$19.5 million
 - Rolls-Royce engine program - \$12.0 million
 - Brisbane hangar purchases completed in October 2024 - \$19.6 million
 - General Property, plant and equipment - \$3.8m
- \$111.7 million of debt was drawn down in the year to fund the acquisition of seven aircraft (four in inventory and three in PP&E) and the additional hangars in Brisbane.

\$Million	31 Dec 2024 Actual	31 Dec 2023 Actual
Receipts from customers (Inclusive of GST)	393.8	326.5
Payments to suppliers (inclusive of GST)	(396.7)	(306.9)
Interest received	0.2	0.4
Interest paid	(12.3)	(8.0)
Income tax (paid)/refunded	(0.1)	-
Net Cash Flows from Operating Activities	(15.1)	12.0
Payments for property, plant and equipment	(103.4)	(42.4)
Free Cash flow	(118.5)	(30.4)
Proceeds from borrowings	111.7	50.0
Repayment of borrowings	(3.7)	(3.7)
Principal elements of lease payments	(1.1)	(1.3)
Net Cash Inflow (outflow) from Financing Activities	106.9	45.0
Net Increase (Decrease) in Cash and Cash Equivalents	(11.6)	14.6
Cash and Cash Equivalents at beginning of the year	31.2	22.3
Cash and Cash Equivalents at end of year	19.6	36.9
\$Million	31 Dec 2024 Actual	
EBITDA	101.2	
Timing difference - receipts, payments and taxes	(23.3)	
Inventory - General	(38.6)	
Inventory - Aircraft	(42.3)	
Net Interest	(12.1)	
Net Cash Flows from Operating Activities	(15.1)	

CAPITAL EXPENDITURE

Observations:

- 11 x Fokker and 10 x Embraer E190 base maintenance checks will be completed in FY2025.
- Rolls-Royce engine care program ceased from 31 December 2024.
- Planned Tay620 engine maintenance events in FY2025, plus contingency for Tay650 and CF34-10 requirements.
- The growth capital expenditure includes the cost of acquisition and entry into service of 7 x E190s that will be settled in FY2025.
- Growth capital expenditure includes the improvements to the additional hangars at Brisbane Airport offset by the anticipated sale of Hangar One also located at Brisbane airport.

\$Million	1H25 Actual	2H25 Forecast	Full Year FY2025
Existing fleet maintenance			
Cash outflows			
Base maintenance providers	19.5	15.2	34.7
Engine care program	12.0	7.3	19.3
Other miscellaneous	3.8	0.7	4.5
Operating costs capitalised	2.5	1.4	3.9
Total Cash Outflows	37.8	24.6	62.4
Non-cash			
Parts from inventory transferred to PPE	21.9	18.0	39.9
Total existing fleet maintenance	59.7	42.6	102.3
Growth capital expenditure			
Cash outflows			
Costs associated with the addition of E190 aircraft	48.5	64.2	112.7
Brisbane hangar purchase and sale	19.6	(3.0)	16.6
Operating costs capitalised	1.4	0.8	2.2
Total Cash Outflows	69.5	62.0	131.5
Non-cash			
Parts from inventory transferred to PPE	16.5	12.1	28.6
Total growth capital expenditure	86.0	74.1	160.1
Total capital expenditure	145.7	116.7	262.4

1. Equates to movement in PP&E plus depreciation (adjusted for Right of Use Depreciation)

APPROVED DEBT FUNDING FACILITIES

Observations:

- In August 2024, the Group increased debt facilities by \$100.0 million with ANZ and \$50.0 million with Pricoa. As at December 2024 the Group had drawn down \$111.7 million of this additional funding.
- The current E190 acquisition program cost (aircraft purchase only) is expected to be \$162.0 million in FY2025 (\$83.7M in 2HFY25) and \$79.2 million in FY2026. These capital commitments will be funded by the remaining debt facility and operating cash flow (which includes aviation services activity).
- Leverage ratio (post AASB 16) was 2.44 times as at 31 December 2024 and is forecast to reduce from this point forward.
- Total facility limits are \$483.3 million.
- All banking covenants are well within limits.
- Net debt to reduce once aircraft purchases have been completed and operating cash flows continue to increase.





DRIVING GROWTH

For the Half Year Ended
31 December 2024

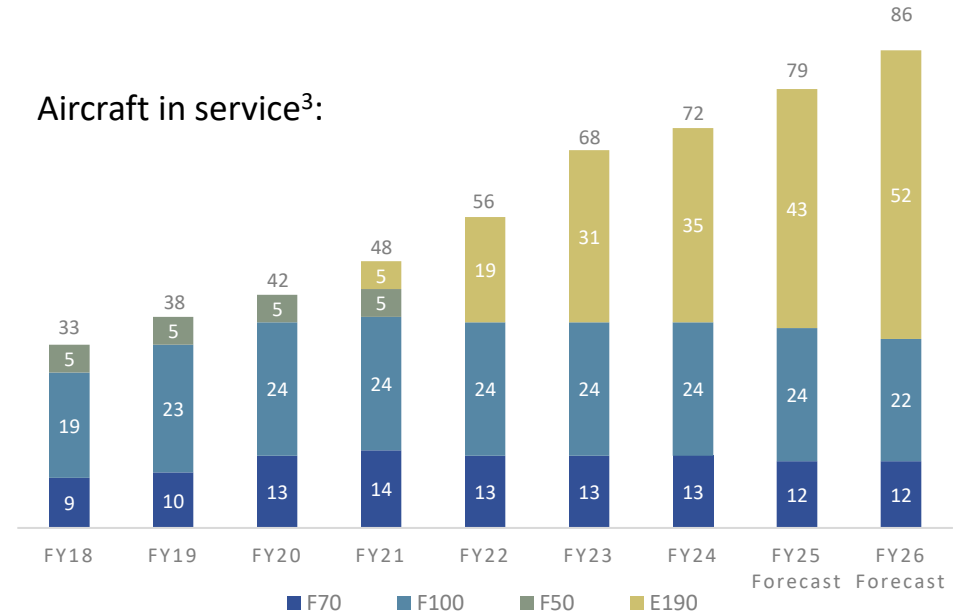
CONTINUING E190 FLEET EXPANSION

The Company continues to add aircraft into the fleet at the earliest available opportunity. This is forecast to accelerate in FY2025 and FY2026 as additional E190s are acquired.

Fleet Acquisition - update

- Alliance settled on a further seven E190 aircraft from the AerCap contract¹, bringing the total settled to 17 out of 30.
- Six E190 aircraft are expected to settle in 2H25. The remaining seven are expected to settle in FY2026.
- The balance of the fleet will be funded by the additional debt facilities finalised in August 2024 of \$150 million plus operating cashflow.
- Six E190 airframes of the 30 purchased through the AerCap transaction have been earmarked for sale, expecting to be completed 2H25.²

Aircraft in service³:



Quarter Ending	Jun 23	Sept 23	Dec 23	Mar 24	June 24	Sept 24	Dec 24	Mar 25	June 25	Sept 25	Dec 25	Mar 26	Jun 26
E190 Delivery	-	2	4	4	4	4	3	3	3	3	3	1	-
E190 Fleet Units ²	33	35	39	43	47	48	50	52	54	57	60	61	61

1. As announced on 27 February 2023.
 2. As announced on 28 November 2024.
 3. Total E190 fleet units may be lower where aircraft are disassembled for parts. This is for illustrative purposes only. Excludes aircraft earmarked for sale.

*Bar Chart: Includes all operational aircraft whether flying or in heavy maintenance. Includes all aircraft on dry lease to third parties.

STRATEGY & OUTLOOK

The outlook for 2025 remains strong with additional aircraft due for deployment on wet lease services and stable contract charter operations. Focus will continue to be on cost management and margin growth.



Operational staffing levels have reached optimal levels to support the growth program.



Alliance will actively drive additional ad-hoc charter revenue throughout the forecast period.



The last Qantas wet lease option is to be delivered in 2H25.



Alliance concluded discussions with a third party which will see an additional aircraft on dry lease by the end of FY2025.



There will be continued investment in technology to support current and future operations.



Increased utilisation of the Rockhampton maintenance facility.



1H25 was an active period in Aviation Services. This is forecast to continue in 2H25 as airlines globally continue to deal with engine reliability issues.



At balance date there were 13 E190 aircraft due to be settled between 1 January 2025 and 30 June 2026. Significant cash flows will return to the business once these aircraft settlements are completed.



The Company has determined to retain capital to continue to fund business growth and accordingly will not be declaring a dividend for 1H25. Once the cash flows return to the business excess capital will be utilised to repay debt and/or pay dividends.



Transition of Brisbane line maintenance activities to the facilities purchased in 1H25.



Guidance remains unchanged of a 2025 financial year consensus forecast of \$92.9 million PBT and \$202.1 million EBITDA.



OTHER INFORMATION

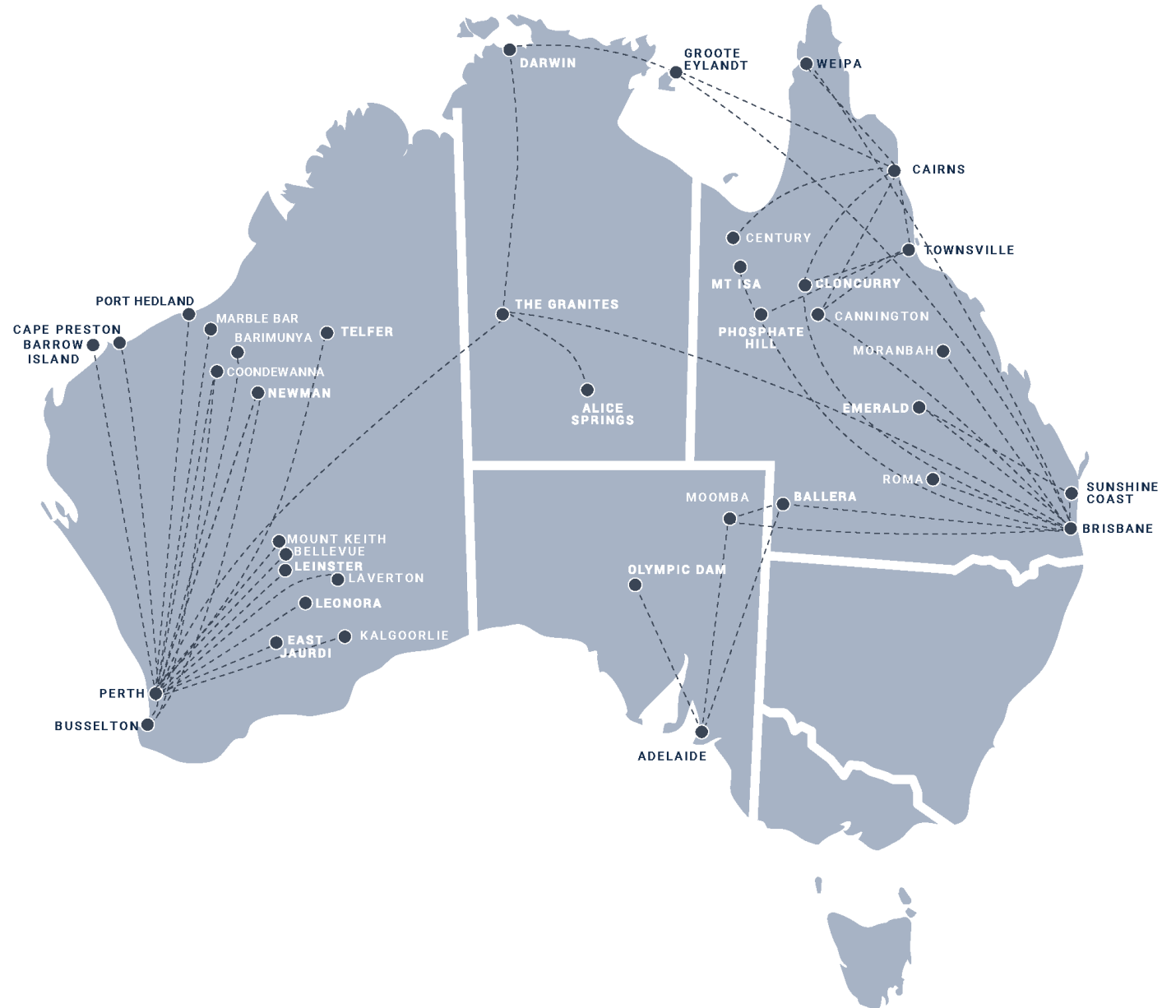
For the Half Year Ended
31 December 2024

NATIONAL FOOTPRINT CONTRACT CHARTER

Alliance has crew and engineering bases in most Australian capital cities, and several regional ports being Townsville, Cairns and Rockhampton. This is a notably greater regional presence than other Australian operators, which gives Alliance a distinct advantage in gaining, and retaining, customers.

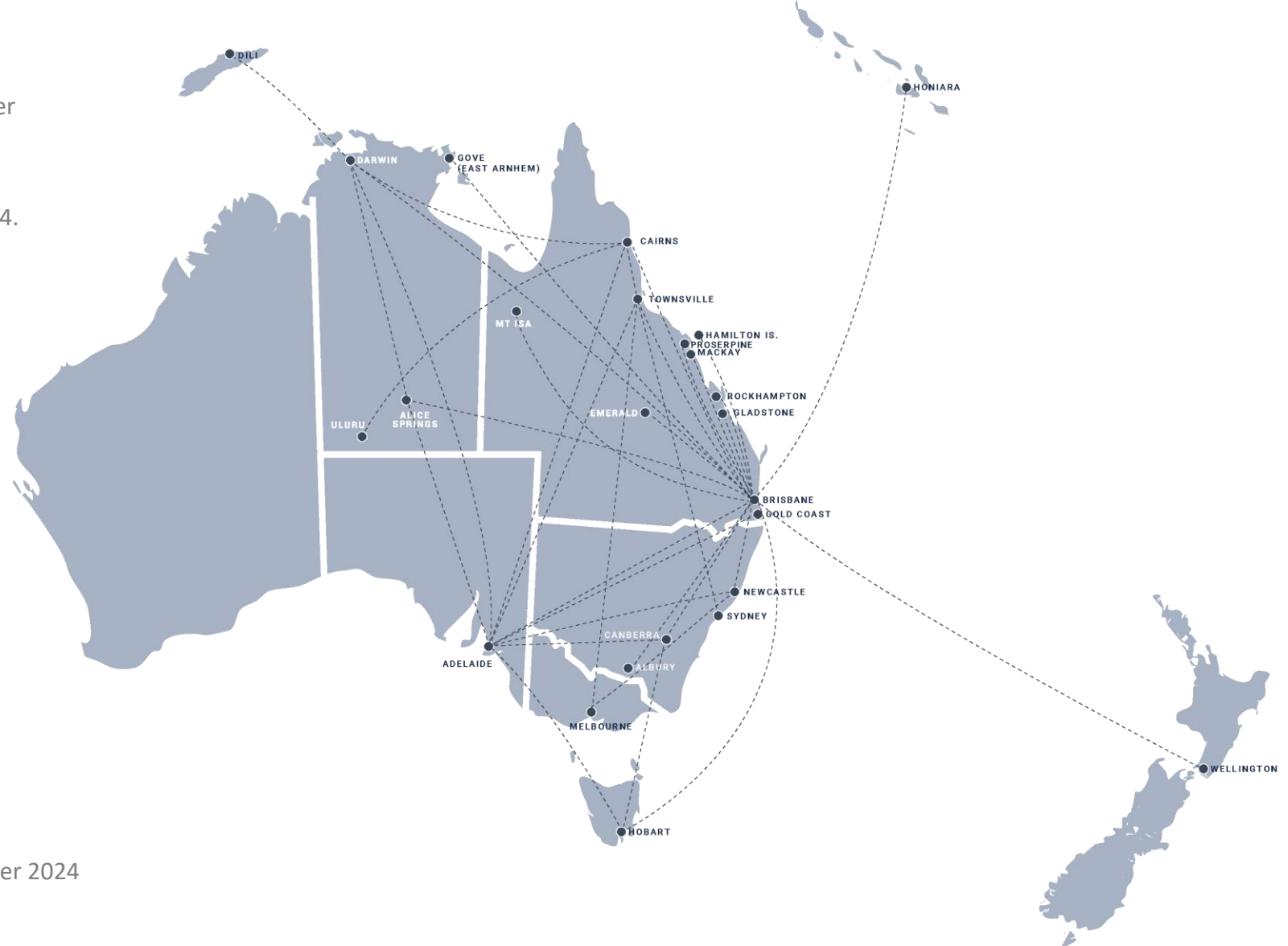
Due to Alliance's nationwide footprint the Company can move quickly with maximum flexibility and responsiveness to client needs.

Our national infrastructure supports our ability to grow our ad-hoc charter revenues.



NATIONAL FOOTPRINT CONTRACT WET LEASE

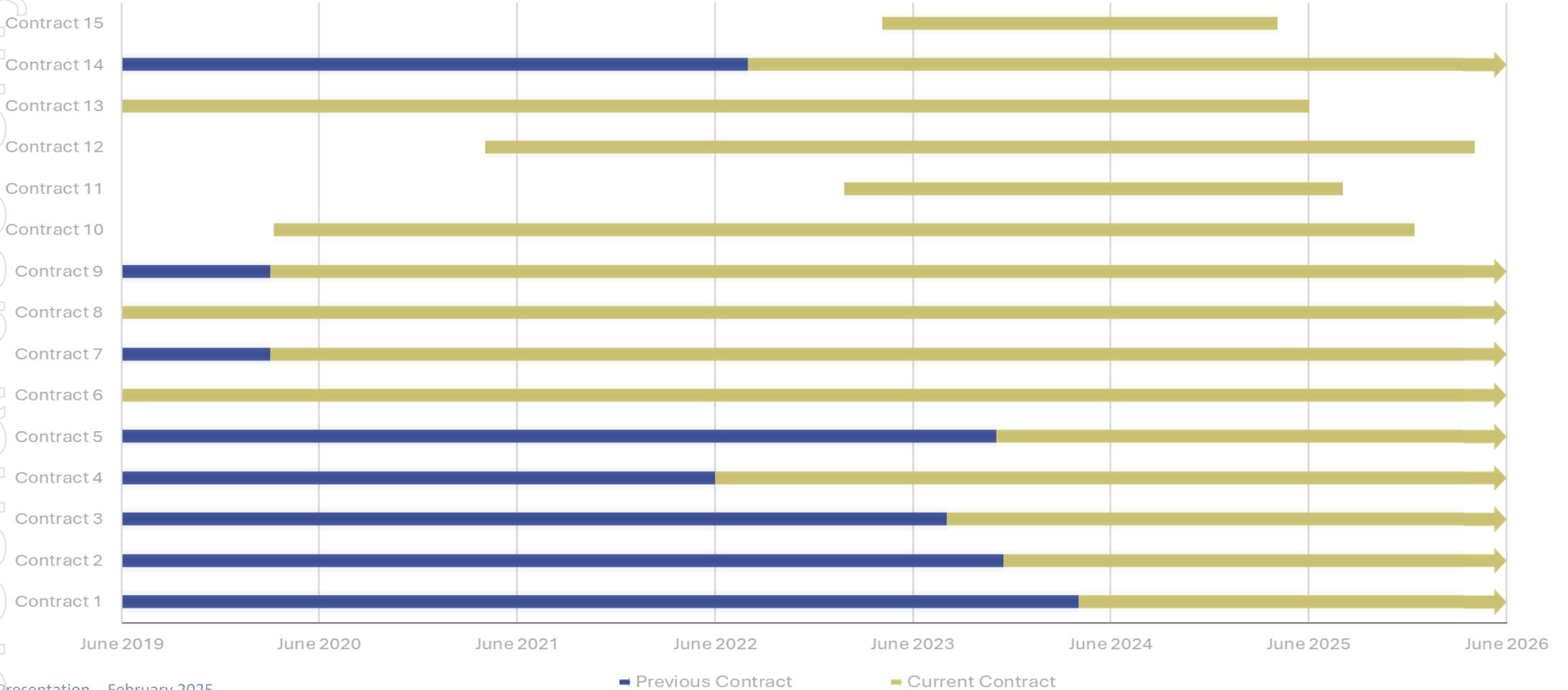
Alliance's wet lease operations are based on a fixed schedule with seasonal fluctuations. Under contracted wet lease agreements, Alliance has operated to nearly every state in Australia. The routes shown are those flown in December 2024.



Note: Brisbane Noumea commenced December 2024

CONTRACT CLIENT BASE


Alliance continues to be the leading FIFO operator in Australia, providing safe, on-time and cost-effective charter solutions.



Personal use only

COMMODITY EXPOSURE

Major commodity exposure as a percentage of the top 15 contracted FIFO client's revenue for the year ended 31 December 2024.



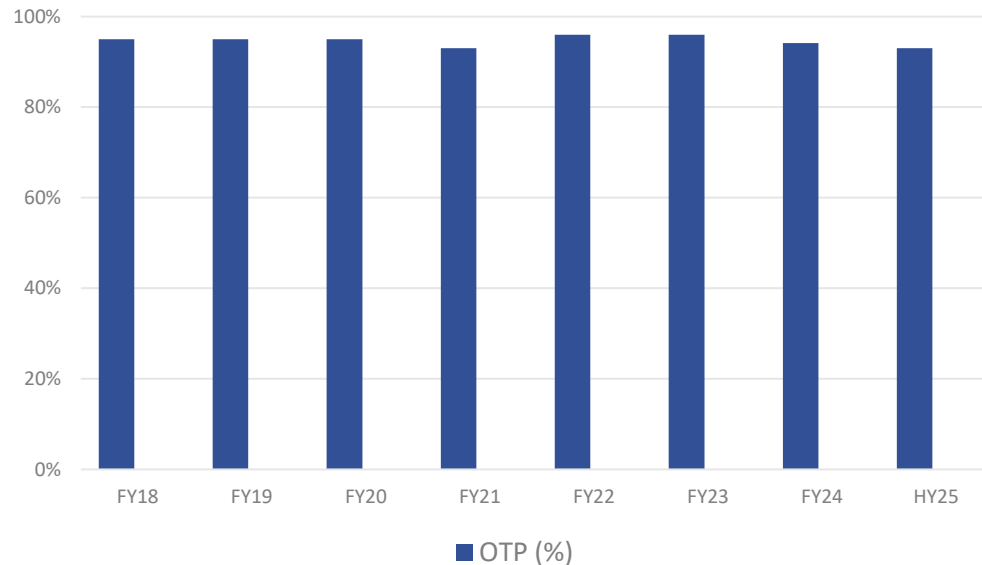
OPERATIONAL PERFORMANCE

On-Time Performance Comparison

The Alliance OTP record is a key differentiator and significant contributor to its outstanding success in securing contract renewals.

During the first half, OTP fell short of expectations due to several factors including protected industrial action (PIA), aircraft ground damage incidents, delays in aircraft entering service, significant weather events and technical issues with aircraft.

OTP continues to be a top priority for the Alliance team, with on-going initiatives focussed on controllable delays, both internally and through collaboration with service providers.



Safety Certifications

Safety is the Group's number one priority. Alliance is proud to hold the IATA Operational Safety Audit (IOSA) certification, the Basic Aviation Risk Standard (BARS) Gold standard, and International Association of Oil & Gas Producers Aviation Standard (IOGP). Alliance was the first aviation company in Australia to achieve BARS gold standard. The BARS standard was established by BHP and Rio Tinto as a not for profit to serve the contract aviation sector and implement a set of industry aviation standards. This is critical for Alliance's FIFO business.



ESG

By integrating ESG principles, the Group fosters sustainable growth, ethical practices, and positive societal impact for long-term stakeholders value.

ENVIRONMENT

Committed eco-friendly initiatives to safeguard our planet for future generations.

Driving efficiency on the ground and in the air

Collaborating with service providers

Fuel initiative program

Embracing technology to reduce carbon footprint



SOCIAL

Fostering social responsibility and positive community impact.

Assisting Foodbank with a vehicle and staff volunteering program

Sponsorship of local sporting clubs

Community fares for remote ports



GOVERNANCE

Robust governance standards ensure transparency, accountability, and ethical management practices.

Commitment to adhering to Modern Slavery policies

Instilling strong business ethics in all employees

Embracing inclusivity across the Group



DISCLAIMER

Reliance on third party information

This presentation was prepared by Alliance Aviation Services Limited (ACN 153 361 525) (“Alliance”). Certain market and industry data used in this presentation may have been obtained from research, surveys or studies conducted by third parties, including industry or general publications. Neither Alliance nor its representatives have independently verified any such market or industry data provided by third parties or industry or general publications.

Presentation is summary only

This presentation is for information purposes only and is a summary only. It should be read in conjunction with Alliance’s Interim Report for the half year ended 31 December 2024 and Alliance’s other periodic and continuous disclosure information lodged with the Australian Securities Exchange (ASX), which is available at www.asx.com.au. The content of this presentation is provided as at the date of this presentation (unless otherwise stated). Reliance should not be placed on information or opinions contained in this presentation and, subject only to any legal obligation to do so, Alliance does not have any obligation to correct or update the content of this presentation.

Not investment advice

This presentation does not and does not purport to contain all information necessary to make an investment decision, is not intended as investment or financial advice (nor tax, accounting or legal advice), must not be relied upon as such and does not and will not form any part of any contract or commitment for the acquisition of shares in Alliance.

Not investment advice (cont.)

Any decision to buy or sell securities or other products should be made only after seeking appropriate financial advice. This presentation is of a general nature and does not take into consideration the investment objectives, financial situation or particular needs of any particular investor. Alliance is not licensed to provide financial product advice in respect of its shares.

No offer of securities

This presentation is for information purposes only and is not a prospectus, product disclosure statement or other offering document under Australian law or any other law (and will not be lodged with the Australian Securities and Investments Commission (ASIC) or any other foreign regulator). This presentation is not, and does not constitute, an invitation or offer of securities for subscription, purchase or sale in any jurisdiction.

Past performance

Past performance, including past share price performance of Alliance and pro forma financial information given in this Presentation, is given for illustrative purposes only and should not be relied upon as (and is not) an indication of Alliance’s views on its future financial performance or condition. Past performance of Alliance cannot be relied upon as an indicator of (and provides no guidance as to) the future performance of Alliance. Nothing contained in this presentation, nor any information made available to you is, or shall be relied upon as, a promise, representation, warranty or guarantee, whether as to the past, present or future.

Future performance and forward-looking statements

This Presentation contains certain “forward-looking statements”. The words “expect”, “anticipate”, “estimate”, “intend”, “believe”, “guidance”, “should”, “could”, “may”, “will”, “predict”, “plan” and other similar expressions are intended to identify forward-looking statements. Indications of, and guidance on, future earnings and financial position and performance are also forward-looking statements. Forward-looking statements, opinions and estimates provided in this Presentation are based on assumptions and contingencies that are subject to change without notice and involve known and unknown risks and uncertainties and other factors that are beyond the control of Alliance, its directors and management. This includes statements about market and industry trends, which are based on interpretations of current market conditions.

No liability

To the maximum extent permitted by law, neither Alliance or any of its shareholders, directors, officers, agents, employees or advisers accepts, and each expressly disclaims, any liability, including without limitation any liability arising from fault or negligence, for any errors or misstatements in, or omissions from, this presentation or any direct, indirect or consequential loss arising from the use of this presentation or its contents or otherwise arising in connection with it.

ersonal use only

T H A N K Y O U

Alliance