




Investor Presentation
February 2025

ersonal use only



Our Technology

Sample Preparation Technology

Mining and Manufacturing



Minerals:
Iron ore
Gold
Nickel
Copper
Aluminium
Bauxite
Manganese
Uranium
Lithium
Mineral sands
Commercial labs

Materials:
Cement
Steel
Glass
Ceramics
Research
Education

Raw Samples



Prepared Samples

Chemical Analysis



Analysis Techniques:
XRF
ICP
Fire Assay
Photon Assay

ersonal use only

ersonal use only

Lab Products

Orbis Sample Preparation Products

For mineral analysis labs (XRF, ICP, Fire Assay, Photon Assay)



Laboratory Jaw
Crushers



Smart Splitting
Crushing Systems



Sample Weighing Station

Samples are weighed and the final sample weight is entered into the PLC



Laboratory Crusher

Samples crushed from size of up to 110mm down to <2mm



Sample Splitter

Splitter automatically creates representative sample at required weight for analysis process

Lab Products

Sample Preparation Products

For mineral and material analysis labs (XRF, ICP)

X-Ray Flux




Platinum Labware



Recycling service of turning used platinum products into new items

Fusion Machines



ersonal use only

Lab Products

Analytical Instruments

XRTGA 1100

Thermogravimetric Analyser

Used for thermal analysis of moisture, volatiles, ash, fixed carbon or loss on ignition

Used in existing mining / construction material industries and new markets such as production quality control of food, plastics and agricultural products

Provides complementary data for the XRF analysis process in materials such as iron ore and cement



Lab Products


Analytical Instruments

AS Series pH and EC Robots

Used for pH and electrical conductivity testing in liquid and solid samples.

Testing application examples:

- Soil and environmental
- Beverages (beer, wine)
- Drinking water
- Water purification processes
- Waste water treatment plants



CS1232 Carbon Sulphur Analyser

Used for elemental analysis of carbon and sulphur in samples.

Testing application examples:

- Mining: gold, copper, bauxite, graphite
- Thermal and coking coal (mining, power plants, steel plants)
- Cement plants
- Agricultural soils and plants

Laboratory Products Flowchart


ersonal use only




Crush raw samples

XRF Analysis

Elemental analysis of:
 Iron ore
 Base metals
 Rare earths
 Mineral sands
 Cement
 Steel



Dose flux into platinum crucible, add sample



Fuse crucible contents into solid glass bead

Analyse prepared sample with XRF spectrometer*

Carbon Sulphur Analysis

Carbon or Sulphur analysis in:
 Gold, copper, bauxite, graphite
 Thermal and coking coal
 Cement
 Agricultural soils and plants




Photon Assay / Fire Assay

Elemental analysis of:
 Gold and silver

Thermogravimetric Analysis

Thermal analysis of:
 Minerals
 Construction material products
 Food
 Other products (plastics, agricultural, soil, biomass, pharmaceutical, ceramics, alumina and more)



Test results are entered into XRF spectrometer for calculation of elemental analysis results

Test results used for quality control purposes

1000°C Loss on Ignition results for:
 Iron ore
 Bauxite
 Manganese
 Nickel laterite
 Cement
 Industrial minerals

*Processing step performed with products from other companies

Platinum Products

Precision Products for Industry



Aerospace
Components



Glass Production
Bushings



Crystal Growing
Vessels



Measurement
Instrument
Components



Chemical
Production
Vessels



Laboratory
Components



Research and
Development



Niche Applications /
Custom Designs

ersonal use only

FY25 H1 Highlights

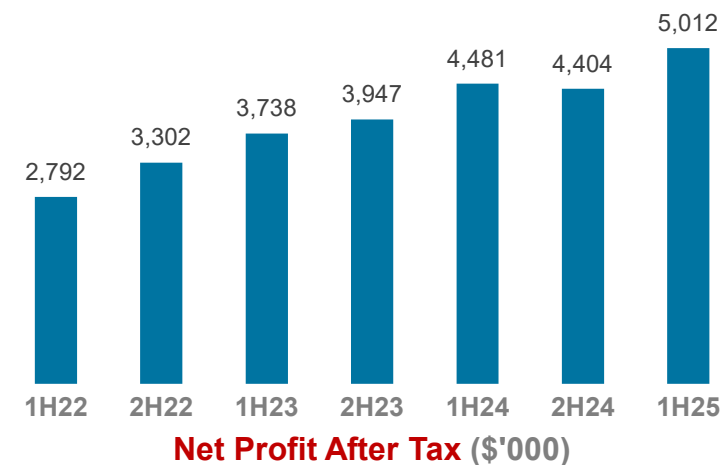
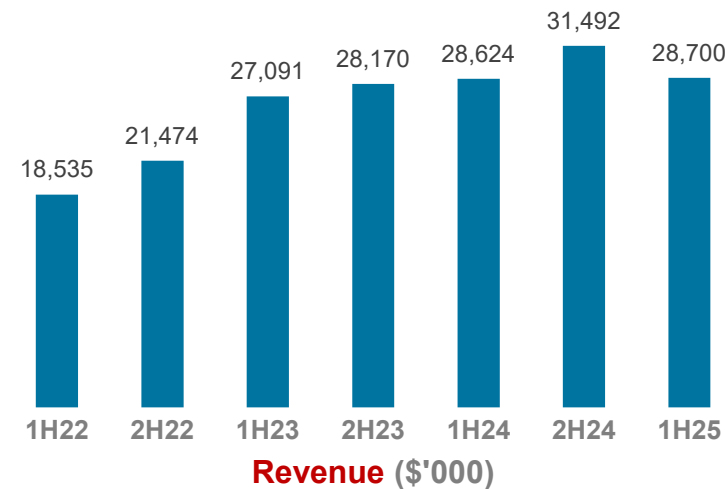


- Record half-year revenue and profit
- Strong demand from mining and industrial customers
- International sales growth in numerous developing markets
- Installed base of machines is generating additional recurring revenue in the form of consumable sales and platinum labware recycling
- Acquired the remaining 50% of Orbis Mining on 26 July 2024 for upfront consideration of \$3.91m
- Acquired 100% of Labfit on 13 December 2024 for upfront consideration of \$1.16m

ersonal use only

FY25 H1 Financial Highlights

- Revenue of \$28.7m
- NPBT up 13% to \$7.0m vs 1H24
- NPAT up 12% to \$5.0m vs 1H24
- Operating cash inflow up 105% to \$4.4m vs 1H24
- Record quarterly profit before tax of \$3.8m during December Q2



Half Year Results - Overview



| (\$m) | Half Year Results | | | Full Year Results | | |
|--------------------------------|-------------------|-------------|------------|-------------------|-------------|-------------|
| | 1H25 | 1H24 | Change | 2024 | 2023 | 2022 |
| Revenue | 28.7 | 28.6 | 0% | 60.1 | 55.3 | 40.0 |
| Profit before tax | 7.0 | 6.1 | 13% | 12.6 | 11.1 | 8.2 |
| Net profit after tax | 5.0 | 4.5 | 12% | 8.9 | 7.7 | 6.1 |
| Earnings per share (cents) | 3.6 | 3.3 | 10% | 6.4 | 5.6 | 4.5 |
| Weighted average no. of shares | 139,785,319 | 137,484,406 | | 137,782,193 | 136,687,618 | 135,469,700 |
| Dividends (cents per share) | 0.0 | 0.0 | | 3.9 | 3.3 | 2.5 |
| Dividend payout ratio | - | - | | 61% | 59% | 56% |

ersonal use only

Balance Sheet

| (\$m) | 1H25 | 2024 | Change |
|-------------------------------|-------------|-------------|-------------|
| Cash and cash equivalents | 8.1 | 12.0 | (33%) |
| Trade and other receivables | 9.1 | 9.6 | (5%) |
| Inventories | 17.8 | 17.0 | 5% |
| Other assets | 0.6 | 0.6 | (6%) |
| Property, plant and equipment | 9.9 | 9.1 | 8% |
| PPE lease asset | 1.9 | 1.7 | 12% |
| Intangible assets | 17.3 | 16.6 | 4% |
| Deferred tax asset | 1.6 | 1.6 | 0% |
| Total assets | 66.3 | 68.2 | (3%) |
| Trade and payables | | | |
| - platinum loan provisions | 1.4 | 1.3 | 3% |
| - other items | 5.8 | 6.0 | (4%) |
| Debt (short-term) | 1.2 | 1.6 | (25%) |
| Debt (long-term) | 0.0 | 0.0 | 0% |
| Current lease liabilities | 0.8 | 0.6 | 24% |
| Non-current lease liabilities | 1.2 | 1.1 | 7% |
| Income tax liability | 0.7 | 1.1 | (35%) |
| Deferred tax liability | 1.0 | 1.0 | 10% |
| Total liabilities | 12.1 | 12.7 | (5%) |
| Total equity | 54.2 | 55.5 | (2%) |

- Net cash position of \$6.9m
- \$1.2m debt for Melbourne platinum factory remains in short-term, with new expiry of 31 March 2025. A new longer term is still being negotiated, which is expected to result in more favourable terms
- Orbis acquisition recorded directly to equity as transaction was with non-controlling interest, which reduced net assets

Cash Flow Statements

| (\$m) | 1H25 | 2H24 | 1H24 |
|--|-------|-------|-------|
| Net cash inflow from operating activities | 4.4 | 5.9 | 2.2 |
| Net cash (outflow) from investing activities | (1.5) | (0.5) | (1.1) |
| Net cash (outflow) from financing activities | (6.8) | (1.7) | (3.1) |
| Cash at start of period | 12.0 | 8.3 | 10.4 |
| Net increase/(decrease) in cash | (3.9) | 3.7 | (2.1) |
| Cash at end of period | 8.1 | 12.0 | 8.3 |

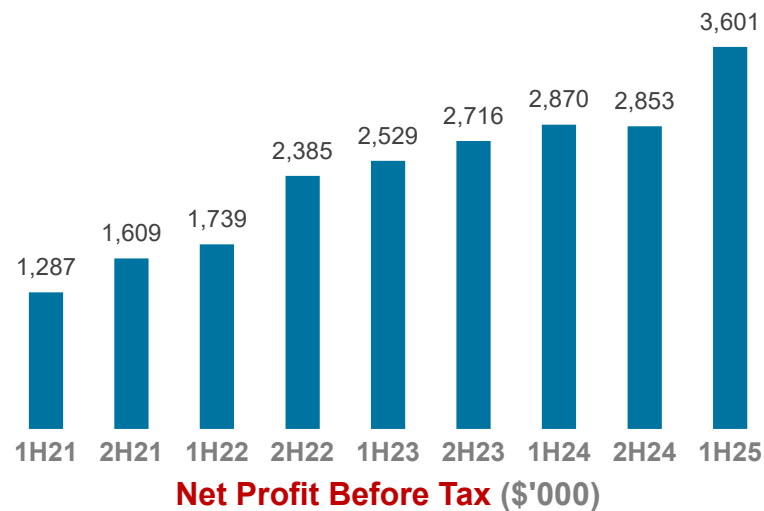
Highlights:

- Acquisitions:
 - Orbis \$1.9m classified as financing activities as transaction was with non-controlling interest
 - Labfit \$1.0m classified as investing activities
- Financing activities: \$4.1m cash paid out for FY24 dividend (1H24: \$3.6m)

Consumables

| (\$m) | 1H25 | 2H24 | 1H24 |
|----------------------|------------|------------|------------|
| Sales revenue | 9.6 | 9.2 | 9.6 |
| Change in % * | 4% | (3%) | 4% |
| NPBT | 3.6 | 2.9 | 2.9 |
| Change in % * | 26% | (1%) | 6% |
| Margin % | 37% | 31% | 30% |

* Compared to immediately prior half-year period



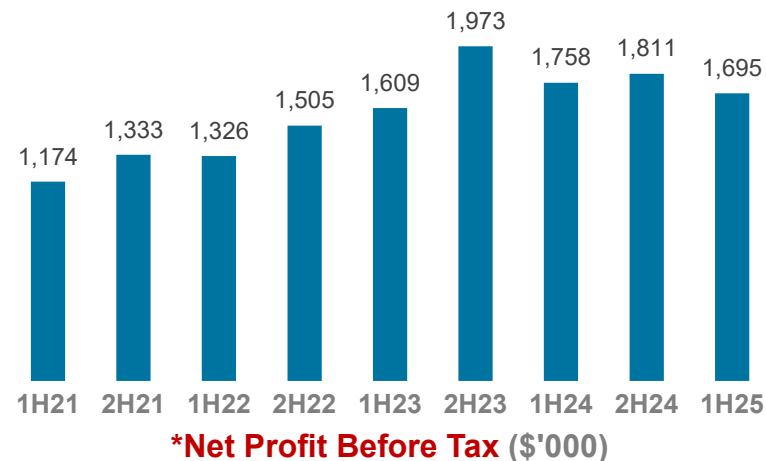
Overview for 1H25:

- Revenue flat on 1H24
- NPBT up 25% on 1H24
- Continued robust demand from the mining sector driven by production and exploration
- Record product volumes during 1H, without any substantial increase to our fixed cost base
- Profit and margin increases driven by international sales growth in numerous developing markets
- Key production input lithium compounds reducing in price, reducing selling prices and production costs. Profit per unit sold remaining steady

Precious Metals

| (\$m) | 1H25 | 2H24 | 1H24 |
|----------------------|-------------|-------------|-------------|
| Sales revenue | 10.3 | 11.1 | 10.4 |
| Change in % * | (7%) | 8% | 0% |
| NPBT | 1.7 | 1.8 | 1.8 |
| Change in % * | (6%) | 3% | (11%) |
| Margin % | 16% | 16% | 17% |

* Compared to immediately prior half-year period



Overview for 1H25:

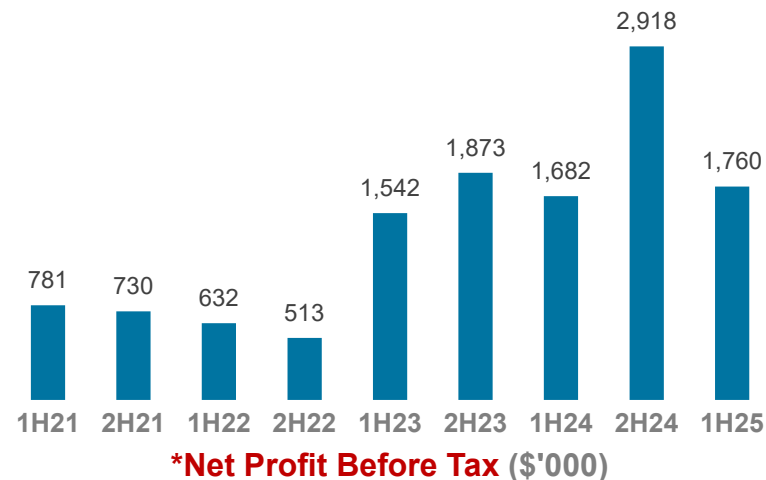
- Revenue** flat on 1H24
- NPBT down 4% on 1H24
- Continued strong demand for both new product and recycling sales
- Recurring orders from mining customers, as increased sample testing requires regular recycling of spent platinum labware products
- Revenue diversification increased, with less concentration of large new metal orders that occurred in prior periods
- Germany office results improved generating a profit of \$106k compared to a loss of \$87k in 2H24 (\$193k improvement)

** Revenue is impacted each period by precious metals prices and product sales mix (precious metals vs fabrication revenue)

Capital Equipment

| (\$m) | 1H25 | 2H24 | 1H24 |
|----------------------|-------------|-------------|------------|
| Sales revenue | 10.1 | 12.1 | 9.7 |
| Change in % * | (17%) | 25% | 1% |
| NPBT | 1.8 | 2.9 | 1.7 |
| Change in % * | (40%) | 73% | (10%) |
| Margin % | 17% | 24% | 17% |

* Compared to immediately prior half-year period



Overview for 1H25:

- Revenue up 5% on 1H24
- NPBT up 5% on 1H24
- Strong machines sales globally. Incoming new orders for xrFuse at a lower but normalised run rate. Other product lines either steady or growing
- 1H25 profit was lower than 2H24, mainly from \$1.1m in Orbis sales that were previously noted as delayed from 1H24 to 2H24
- Orbis generated NPBT of \$697k (1H24: \$369k). Sales driven by customers in Australia, USA and Canada
- Orbis distribution expanded in the Americas with the appointment of a highly experienced distributor with offices in 6 countries
- Numerous machines in advanced stages of product development, for release through the 2025 calendar year

Note: Segment results reporting include 100% of the Revenue and NPBT from Orbis Mining Pty Ltd

Growth Strategy for FY25



- Ramp-up sales strategy on xrTGA
- Grow Orbis laboratory crusher sales
- Integration of Labfit into our sales network
- Continue with geographical expansion initiatives
- New product releases
- Continue to pursue M&A opportunities. Our targets are complementary manufacturing companies, in the laboratory supply or precious metals sectors

Corporate Overview

Shareholder Wealth

| | EBIT | Earnings Per Share | Dividends Declared Per Share | Share Price | Market Capitalisation |
|----------------|------------|--------------------|------------------------------|-------------|-----------------------|
| Financial Year | \$ | Cents | Cents | \$ | \$ |
| 2018/19 | 3,249,762 | 1.6 | 1.0 | 0.20 | 26,765,160 |
| 2019/20 | 4,602,319 | 2.3 | 1.4 | 0.24 | 32,118,193 |
| 2020/21 | 6,818,111 | 3.8 | 2.0 | 0.47 | 63,916,519 |
| 2021/22 | 8,259,768 | 4.5 | 2.5 | 0.57 | 77,458,468 |
| 2022/23 | 11,924,806 | 5.6 | 3.3 | 1.17 | 160,348,236 |
| 2023/24 | 13,470,188 | 6.4 | 3.9 | 1.34 | 185,757,109 |

Directors

Fred Grimwade – Chairman
Vance Stazonelli – Managing Director
David Brown – Non-Executive Director
David Kiggins – Non-Executive Director

DRP

Please visit www.xrfscientific.com for a copy of the Dividend Reinvestment Plan

Shareholders

Board and Management – 12.7%
Top 20 – 47.2%

Substantial Shareholders

Michael Karl Korber – 7.0%
David Brown & Glenys Dawn Brown – 6.5%

Locations

Head Office – Perth
Manufacturing – Perth and Melbourne
International Sales/Service – Brussels (Belgium),
Karlstein (Germany) and Montreal (Canada)

Capital Structure

Ordinary shares on issue: 140,493,192
Performance rights: 2,735,934
Options: Nil

Contact Information


Tel: (08) 9244 0600

86 Guthrie Street, Osborne Park WA

Vance Stazzonelli – CEO

vance@xrfscientific.com

ersonal use only



Disclaimer

No responsibility for contents of Investor Presentation

- To the maximum extent permitted by law, XRF Scientific Limited and representatives:
- make no representation, warranty or undertaking, express or implied, as to the adequacy, accuracy, completeness or reasonableness of this Investor Presentation or any other written or verbal communication transmitted or made available to any recipient;
- accept no responsibility or liability as to the adequacy, accuracy, completeness or reasonableness of this Investor Presentation or any other written or verbal communication transmitted or made available to any recipient; and
- accept no responsibility for any errors or omissions from this Investor Presentation whether arising out of negligence or otherwise.

Accuracy of projections and forecasts

- This Investor Presentation includes certain statements, opinions, estimates, projections and forward-looking statements with respect to the expected future performance of XRF Scientific Limited. These statements are based on, and are made subject to, certain assumptions which may not prove to be correct or appropriate. Actual results may be materially affected by changes in economic and other circumstances which may be beyond the control of XRF Scientific Limited. Except to the extent implied by law, no representations or warranties are made by XRF Scientific Limited, its advisers or representatives as to the validity, certainty or completeness of any of the assumptions or the accuracy or completeness of the forward-looking statements or that any such statement should or will be achieved. The forward-looking statements should not be relied on as an indication of future value or for any other purpose.

No offer to sell or invitation to buy

- This Investor Presentation does not, and should not be considered to, constitute or form part of any offer to sell, or solicitation of an offer to buy, any shares in XRF Scientific Limited, and no part of this Investor Presentation forms the basis of any contract or commitment whatsoever with any person.

This Investor Presentation does not constitute an offer or solicitation in any jurisdiction in which such offer or solicitation is not permitted under applicable law. Distribution of this Investor Presentation in or from certain jurisdictions may be restricted or prohibited by law. Recipients must inform themselves of and comply with all restrictions or prohibitions in such jurisdictions. Neither XRF Scientific Limited, its advisers or representatives accept any liability to any person in relation to the distribution or possession of this Investor Presentation from or in any jurisdiction.