

Dimerix Limited and controlled entity
Appendix 4D
Half-year report

1. Company details

Name of entity:	Dimerix Limited
ABN:	18 001 285 230
Reporting period:	For the half-year ended 31 December 2024
Previous period:	For the half-year ended 31 December 2023

2. Results for announcement to the market

			\$
Revenues from ordinary activities	up	113% to	476,620
(Loss) from ordinary activities after tax attributable to the owners of Dimerix Limited	up	93% to	(12,907,398)
(Loss) for the half-year attributable to the owners of Dimerix Limited	up	93% to	(12,907,398)

Dividends

There were no dividends paid, recommended or declared during the current financial period.

Comments

The (loss) for the consolidated entity after providing for income tax amounted to \$12,907,398 (31 December 2023: \$6,673,057).

3. Net tangible assets

	Reporting period \$	Previous period \$
Net tangible assets per ordinary security	0.012	0.004

4. Control gained over entities

Not applicable.

5. Loss of control over entities

Not applicable.

6. Dividends

Current period

There were no dividends paid, recommended or declared during the current financial period.

Previous period

There were no dividends paid, recommended or declared during the previous financial period.

7. Dividend reinvestment plans

Not applicable.

8. Details of associates and joint venture entities

Not applicable.

9. Foreign entities

Details of origin of accounting standards used in compiling the report:

Not applicable.

10. Audit qualification or review

Details of audit/review dispute or qualification (if any):


The financial statements were subject to a review by the auditor and the review report is attached as part of the Financial Report for the half-year ended 31 December 2024.

11. Attachments

Details of attachments (if any):

The Financial Report for the half-year ended 31 December 2024 of Dimerix Limited is attached.

12. Signed

Signed  _____

Date: 25 February 2025

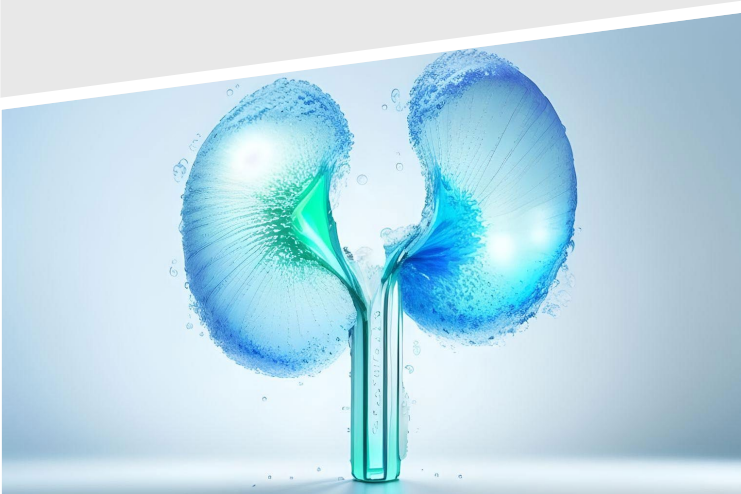
Mark Diamond
Non-Executive Chairman



**Dimerix Limited and
controlled entity**

ABN 18 001 285 230

**Financial Report for the half-
year ended - 31 December 2024**



Dimerix Limited and controlled entity
Corporate directory
31 December 2024

Directors

Mr Mark Diamond - Non-Executive Chairman
Dr Sonia Maria Poli - Non-Executive Director
Mr Hugh Alsop - Non-Executive Director
Mr Clinton Snow - Non-Executive Director
Dr Nina Webster - CEO and Managing Director

Company secretary

Mr Hamish George

Registered office

425 Smith Street
Fitzroy
Victoria, 3065
Tel: 1300 813 321

Share register

Automatic Registry Services
Level 5
191 St Georges Terrace
Perth, Western Australia, 6000

Auditor

Stantons
Level 36, Gateway
1 Macquarie Place, Sydney, NSW 2000

Stock exchange listing

Dimerix Limited shares are listed on the Australian Securities Exchange (ASX code: DXB)

Website

www.dimerix.com

Postal Address:

425 Smith Street
Fitzroy
Victoria, 3065

Dimerix Limited and controlled entity

Contents

31 December 2024

Financial Outcome	3
Directors' report	4
Auditor's independence declaration	8
Independent auditor's review report to the members of Dimerix Limited	9
Directors' declaration	11
Consolidated statement of profit or loss and other comprehensive income	12
Consolidated statement of financial position	13
Consolidated statement of changes in equity	14
Consolidated statement of cash flows	15
Condensed notes to the consolidated financial statements	16





Dimerix - Half Year 2024

Financial Outcomes

As at 31 December 2024



\$21.1 million

cash reserve



\$11.4 million

R&D expenditure



\$1.4 million

operating costs



\$458 million

upfront & potential milestone licensing fees for DMX-200 across 3 regional partnering agreements¹

¹, Based on exchange rates as announced in ASX release 7 January 2025

Dimerix Limited and controlled entity
Directors' report
31 December 2024

The directors present their report, together with the financial statements, on the consolidated entity (referred to hereafter as the 'Group') consisting of Dimerix Limited (referred to hereafter as the 'Company') and the entity it controlled at the end of, or during, the half-year ended 31 December 2024.

Directors

The following persons were directors of the Company during the whole of the financial half-year ended 31 December 2024 and up to the date of this report, unless otherwise stated:

Mr Mark Diamond
Dr Nina Webster
Dr Sonia Poli
Mr Hugh Alsop
Mr Clinton Snow

Operating Results

The loss for the Group for the half-year ended 31 December 2024 after providing for income tax amounted to \$12,907,398 (31 December 2023: loss of \$6,673,057).

The half-year ended 31 December 2024 operating results are attributed to the following:

- Research and development expenditure of \$ 11,369,307 (31 December 2023: \$5,076,663); primarily applied to the ongoing conduct of the FSGS ACTION Phase 3 study; and
- Corporate and administration expenses of \$ 1,412,216 (31 December 2023: \$1,783,259); and
- License income of \$287,450 (31 December 2023: \$133,060)

Review of operations

During the period, the Group continued to focus on the development of Dimerix' DMX-200 drug candidate in Focal Segmental Glomerulosclerosis (FSGS).

Dimerix continued with its lead clinical program during the period: FSGS ACTION3 Phase 3 study and progressed licensing activities globally, resulting in a third licensing partner in Japan. During the period Dimerix focussed on recruitment: the first 144 patients (Part 2) completed randomised and dosed in December 2024; 100 additional clinical sites were identified and contracted across 20 different countries; and the ACTION3 study completed its fifth Independent Data Monitoring Committee (IDMC) review with the study recommended to continue in November 2024.

The Dimerix assets are based on compelling scientific rationale and/or existing clinical data and are all in commercially attractive, growing markets, with little or no current competition.

Overview of Group Strategy























Our goal is to develop patient-friendly products that treat unmet medical needs in important therapeutic areas. We pursue new product concepts and provide strong scientific know-how in the development of products from early-stage development through to commercialisation. Our products will target multiple global territories, with the initial focus on the United States, European and Asian markets.

Dimerix strives to develop products to help patients with unmet medical needs and our investment in research and development includes the use of state-of-the-art technology and collaborating effectively with our partners to help those patients most in need.

ESG Statement

Dimerix is committed to integrating Environmental, Social and Governance (ESG) considerations across the development cycle of its programs, processes and decision making. The Dimerix commitment to improve its ESG performance demonstrate a strong, well-informed management attitude and a values-led culture that is both alert and responsive to the challenges and opportunities of doing business responsibly and sustainably.

As at 31 Dec 2024, 64% of the work force self-identify as having gender, racial and/or ethnic diversity.

							
	<p>Environmental We encourage sustainability by improving efficiency across our business and streamlining our operations and processes. This includes promote a flexible working environment that may reduce emissions from commuting</p>		<p>Social We take pride in the success, growth and empowerment of our employees. We strive to attract and nurture a talented workforce, whilst simultaneously enabling a better work-life balance, improving employee wellbeing</p>		<p>Governance We operate on behalf of our shareholders and strive to be a value creator to meet their expectations. We are continuously making efforts to raise the level of trust and confidence of all our stakeholders</p>		
							
							
							

The DMX-200 Program

DMX-200 is a compound called repagermanium (an alternative crystal packing of propagermanium that is identical in solution) that inhibits the cellular inflammation receptor known as C–C chemokine receptor type 2, or CCR2. It is administered as a capsule twice daily to patients already on standard of care treatment (angiotensin receptor blocker or ARB). As DMX-200 has never been approved by regulators in the USA, Europe or Australian, it is considered a New Chemical Entity (NCE) in these jurisdictions.

Following the two DMX-200 Phase 2 renal studies that demonstrated encouraging results in 2020,¹ Dimerix commenced a pivotal Phase 3 clinical study in FSGS patients in May 2022, titled ACTION3. In March 2024, Dimerix announced that the ACTION3 Phase 3 trial of DMX-200 in patients with focal segmental glomerulosclerosis (FSGS) was successful in the pre-specified interim analysis of the proteinuria (efficacy) endpoint from the trial’s first 72 randomised patients.² The analysis indicated that, using a statistical measure³, DMX-200 was performing better than placebo in terms of reducing proteinuria (a surrogate marker of kidney disease progression) in patients with FSGS.⁴ This analysis was based on a significantly larger cohort than the prior Dimerix Phase 2 study which was conducted in 8 patients, providing increased confidence in the future potential clinical significance of the DMX-200 in the treatment of FSGS.

DMX-200 Market Background

Renal

Without adequate management, the progressive nature of kidney disease inevitably results in poor prognosis for patients. It most often results in total kidney failure and a poor quality of life. When the kidneys fail, it means they have stopped working well enough for the patient to survive without dialysis or a kidney transplant. A kidney transplant costs in the region of \$260,000 per patient,⁵ with ongoing

¹ ASX release 29 July 2020

² ASX release 11 March 2024

³ Interim Phase 3 analysis data does not guarantee a statistically significant outcome at the end of the trial, ASX release 11 March 2024

⁴ Interim analysis data does not guarantee a statistically significant outcome at the end of the trial

⁵ Pockros B et al (2021), Dialysis and Total Health Care Costs in the United States and Worldwide, *Journal of the American Society of Nephrology*, 32 (9) 2137-2139

and expensive anti-rejection drugs also costing thousands of dollars per year, and dialysis costs in the region of \$100,000 per patient per year.⁵ Moreover, dialysis requires regular visits, totalling over 12 hours per week to the medical facility⁶ - a huge burden on both the patient and the healthcare system. DMX-200 has the potential to increase the life of the kidney, reducing the burden for both the patient and the healthcare system.

Focal Segmental Glomerulosclerosis

FSGS is a rare disease that attacks the kidney's filtering units, where blood is cleaned (called the 'glomeruli'), causing irreversible scarring. This leads to permanent kidney damage and eventual end-stage failure of the organ, requiring dialysis or transplantation. For those diagnosed with FSGS the prognosis is not good. The average time from a diagnosis of FSGS to the onset of complete kidney failure is only five to eight years and it affects both adults and children as young as two years old.⁷ For those who are fortunate enough to receive a kidney transplant, approximately 60% will get re-occurring FSGS in the transplanted kidney.⁸ At this time, there are no drugs specifically approved for FSGS anywhere in the world, so the treatment options and prognosis are poor.

FSGS is a billion-dollar plus market: the number of people with FSGS worldwide about 220,000.⁹ The illness has a global compound annual growth rate of 8%, with over 5,400 new cases diagnosed in the US alone each year.¹⁰ Because there is no effective treatment, Dimerix has received Orphan Drug Designation for DMX-200 in both the US and Europe for FSGS. Orphan Drug Designation is granted to support the development of products for rare diseases and qualifies Dimerix for various development incentives including: seven years (FDA) and ten years (EMA) of market exclusivity if regulatory approval is received, exemption from certain application fees, and a fast-tracked regulatory pathway to approval.

The DMX-700 Program

The DMX-700 drug candidate has been shown to block IL-8R β (also known as CXCR2) and angiotensin II receptor type 1 (AT1R) that have been independently implicated in the pathophysiology of fibrotic respiratory diseases. Novel findings on molecular pharmacology profiling, using a number of techniques including using Receptor-HIT, has demonstrated that the DMX-700 drug candidate abolished receptor signalling involved in neutrophil recruitment.

In June 2022, the activity of DMX-700 was tested in mice using an oral dose delivery in the porcine pancreatic elastase (PPE) model of respiratory disease. This model mimics the inflammatory response (effect of activated neutrophils) in the lungs of mice and leads to breakdown of lung tissue and emphysema (shortness of breath). DMX-700 resulted in a statistically significant 80% (p0.01, n=6) reduction in the PPE-induced lung injury in mice. In contrast inhibiting only AT1R or IL-8R β individually had no statistically significant effect on lung injury induced by PPE.

In November 2022, Dimerix completed a pharmacokinetic (PK) and dose ranging pre-clinical study of DMX-700 in the mouse model. No notably drug-drug interactions were observed and a twice daily (BID) formulation was identified to support future clinical studies. Dimerix remains focussed on its flagship FSGS program and any further work on DMX-700 is pending.

Cash position

The Group ended the half year with \$21,113,712 cash and cash equivalents as at 31 December 2024.

Significant changes in the state of affairs

There were no significant changes in the state of affairs of the consolidated entity during the financial half-year.

Matters subsequent to the end of the financial half-year

On 7 January 2025 the Group entered into a exclusive development and license agreement to commercialise DMX-200 in Japan with FUSO Pharmaceutical Industries Ltd. The deal includes up to \$107 million in upfront, potential development and sales milestones including a \$3.1 million upfront milestone payment, and with additional royalties on sales. As at 25 February 2025, this upfront payment is yet to be received.

Since 1 January 2025, the Company has issued 808,373 ordinary shares as a result of the exercise of listed and unlisted options

⁶ *Kidney Health Australia (2022); Haemodialysis: <https://kidney.org.au/uploads/resources/haemodialysis-photosheet.pdf>*

⁷ *Guruswamy Sangameswaran KD, Baradhi KM. (2021) Focal Segmental Glomerulosclerosis, online:*

<https://www.ncbi.nlm.nih.gov/books/NBK532272/>

⁸ *Front. Immunol., (July 2019) | <https://doi.org/10.3389/fimmu.2019.01669>*

⁹ *Delve Insight Market Research Report (2022): Focal segmental glomerulosclerosis (FSGS) – Market Insight, Epidemiology and market forecast – 2032;*

<https://www.delveinsight.com/report-store/focal-segmental-glomerulosclerosis-fsgs-market;>

¹⁰ *Nephcure Kidney International (2020); Focal Segmental Glomerulosclerosis, online*

Dimerix Limited and controlled entity

Directors' report

31 December 2024

No other matter or circumstance has arisen since 31 December 2024 that has significantly affected, or may significantly affect the consolidated entity's operations, the results of those operations, or the consolidated entity's state of affairs in future financial years.

Auditor's independence declaration

A copy of the auditor's independence declaration as required under section 307C of the Corporations Act 2001 is set out immediately after this directors' report.

This report is made in accordance with a resolution of directors, pursuant to section 306(3)(a) of the Corporations Act 2001.

On behalf of the directors



Mark Diamond
Non-Executive Chairman

25 February 2025
Melbourne, Victoria



PO Box 1908
West Perth WA 6872
Australia
Level 2, 40 Kings Park Road
West Perth WA 6005
Australia
Tel: +61 8 9481 3188
Fax: +61 8 9321 1204
ABN: 84 144 581 519
www.stantons.com.au

25 February 2025

Board of Directors
Dimerix Limited
425 Smith Street
Fitzroy
Victoria, 3065

Dear Sirs

RE: DIMERIX LIMITED

In accordance with section 307C of the *Corporations Act 2001*, I am pleased to provide the following declaration of independence to the directors of Dimerix Limited.

As Audit Director for the review of the financial statements of Dimerix Limited for the half-year ended 31 December 2024, I declare that to the best of my knowledge and belief, there have been no contraventions of:

- (i) the auditor independence requirements of the *Corporations Act 2001* in relation to the review; and
- (ii) any applicable code of professional conduct in relation to the review.

Yours faithfully

STANTONS INTERNATIONAL AUDIT AND CONSULTING PTY LTD
(An Authorised Audit Company)

A handwritten signature in black ink, appearing to read "Samir Tirodkar".

Samir Tirodkar
Director

**INDEPENDENT AUDITOR'S REVIEW REPORT
TO THE MEMBERS OF
DIMERIX LIMITED**

Report on the Half-Year Financial Report

Conclusion

We have reviewed the half-year financial report of Dimerix Limited, which comprises the consolidated statement of financial position as at 31 December 2024, the consolidated statement of profit or loss and other comprehensive income, the consolidated statement of changes in equity and consolidated statement of cash flows for the half-year ended on that date, condensed notes comprising a summary of significant accounting policies and other explanatory information, and the directors' declaration.

Based on our review, which is not an audit, we have not become aware of any matter that causes us to believe that the accompanying half-year financial report of Dimerix Limited does not comply with the *Corporations Act 2001* including:

- (a) giving a true and fair view of Dimerix Limited's financial position as at 31 December 2024 and of its performance for the half-year ended on that date; and
- (b) complying with Accounting Standard AASB 134 *Interim Financial Reporting* and the *Corporations Regulations 2001*.

Basis for Conclusion

We conducted our review in accordance with ASRE 2410 *Review of a Financial Report Performed by the Independent Auditor of the Entity*. Our responsibilities are further described in the Auditor's Responsibilities for the Review of the Financial Report section of our report. We are independent of the consolidated entity in accordance with the auditor independence requirements of the *Corporations Act 2001* and the ethical requirements of the Accounting Professional and Ethical Standards Board's APES 110 *Code of Ethics for Professional Accountants (including Independence Standards)* (the Code) that are relevant to our audit of the annual financial report in Australia. We have also fulfilled our other ethical responsibilities in accordance with the Code.

We confirm that the independence declaration required by the *Corporations Act 2001* has been given to the directors of the Company on 25 February 2025.

Responsibility of the Directors for the Financial Report

The directors of Dimerix Limited are responsible for the preparation of the half-year financial report that gives a true and fair view in accordance with Australian Accounting Standards and the *Corporations Act 2001* and for such internal control as the directors determine is necessary to enable the preparation of the half-year financial report that gives a true and fair view and is free from material misstatement, whether due to fraud or error.



Auditor's Responsibility for the Review of the Financial Report

Our responsibility is to express a conclusion on the half-year financial report based on our review. ASRE 2410 requires us to conclude whether we have become aware of any matter that makes us believe that the half-year financial report is not in accordance with the *Corporations Act 2001* including giving a true and fair view of the Company's financial position as at 31 December 2024 and its performance for the half-year ended on that date, and complying with Accounting Standard AASB 134 *Interim Financial Reporting* and the *Corporations Regulations 2001*.

A review of a half-year financial report consists of making enquiries, primarily of persons responsible for financial and accounting matters, and applying analytical and other review procedures. A review is substantially less in scope than an audit conducted in accordance with Australian Auditing Standards and consequently does not enable us to obtain assurance that we would become aware of all significant matters that might be identified in an audit. Accordingly, we do not express an audit opinion.

STANTONS INTERNATIONAL AUDIT AND CONSULTING PTY LTD
(An Authorised Audit Company)

Stantons International Audit and Consulting Pty Ltd
Samir

Samir Tirodkar
Director

West Perth, Western Australia
25 February 2025

Dimerix Limited and controlled entity
Directors' declaration
31 December 2024

In the directors' opinion:

- the attached consolidated financial statements and notes comply with the Corporations Act 2001, Australian Accounting Standard AASB 134 'Interim Financial Reporting', the Corporations Regulations 2001 and other mandatory professional reporting requirements;
- the attached consolidated financial statements and notes give a true and fair view of the consolidated entity's financial position at 31 December 2024 and of its performance for the financial half-year ended on that date; and
- there are reasonable grounds to believe that the Group will be able to pay its debts as and when they become due and payable.

Signed in accordance with a resolution of directors made pursuant to section 303(5)(a) of the *Corporations Act* 2001.

On behalf of the directors



Mark Diamond
Non-Executive Chairman

25 February 2025
Melbourne, Victoria

Dimerix Limited and controlled entity
Consolidated statement of profit or loss and other comprehensive income
For the half-year ended 31 December 2024

	Note	31 Dec 2024 \$	31 Dec 2023 \$
Revenue			
License income	8	287,450	133,060
Interest income		189,170	37,977
Other income	4	-	52,490
Expenses			
Research and development expenses		(11,369,307)	(5,076,663)
Corporate administration expenses		(1,412,216)	(1,783,259)
Share-based payment expenses		(602,495)	(36,662)
(Loss) before income tax expense		(12,907,398)	(6,673,057)
Income tax expense		-	-
(Loss) after income tax expense for the half-year attributable to the owners of Dimerix Limited		(12,907,398)	(6,673,057)
Other comprehensive income for the half-year, net of tax		-	-
Total comprehensive (loss) for the half-year attributable to the owners of Dimerix Limited		(12,907,398)	(6,673,057)
		Cents	Cents
Basic and diluted loss per share	5	(2.327)	(1.645)

The above consolidated statement of profit or loss and other comprehensive income should be read in conjunction with the accompanying notes

Dimerix Limited and controlled entity
Consolidated statement of financial position
As at 31 December 2024

	Note	31 Dec 2024 \$	30 Jun 2024 \$
Assets			
Current assets			
Cash and cash equivalents		21,113,712	22,141,466
Trade, other receivables and prepayments	6	625,381	9,774,652
Total current assets		21,739,093	31,916,118
Non-current assets			
Property, plant and equipment		18,969	15,304
Right-of-use asset	7	153,223	147,127
Total non-current assets		172,192	162,431
Total assets		21,911,285	32,078,549
Liabilities			
Current liabilities			
Trade and other payables		3,611,925	2,532,130
Lease liabilities	7	122,997	80,167
Provisions		247,046	176,355
Contract liabilities	8	574,901	574,901
Total current liabilities		4,556,869	3,363,553
Non-current liabilities			
Lease liabilities	7	33,420	69,516
Provisions		23,651	43,362
Contract liabilities	8	10,129,158	10,416,608
Total non-current liabilities		10,186,229	10,529,486
Total liabilities		14,743,098	13,893,039
Net assets		7,168,187	18,185,510
Equity			
Issued capital	9	84,665,303	83,377,723
Reserves	10	4,586,330	3,983,835
Accumulated losses		(82,083,446)	(69,176,048)
Total equity		7,168,187	18,185,510

The above consolidated statement of financial position should be read in conjunction with the accompanying notes

Dimerix Limited and controlled entity
Consolidated statement of changes in equity
For the half-year ended 31 December 2024

	Issued capital \$	Reserves \$	Accumulated Losses \$	Total equity \$
Balance at 1 July 2023	55,489,363	2,574,721	(52,100,965)	5,963,119
(Loss) after income tax expense for the half-year	-	-	(6,673,057)	(6,673,057)
Other comprehensive income for the half-year, net of tax	-	-	-	-
Total comprehensive (loss) for the half-year	-	-	(6,673,057)	(6,673,057)
Issue of ordinary shares as part of capital raise activities	280,500	-	-	280,500
Issue of ordinary shares on conversion of convertible note	1,914,644	-	-	1,914,644
Issue of ordinary shares on exercise of options	374,223	-	-	374,223
Capital raising costs	(179,163)	-	-	(179,163)
Recognition of share-based payments	-	36,662	-	36,662
Balance at 31 December 2023	57,879,567	2,611,383	(58,774,022)	1,716,928
	Issued capital \$	Reserves \$	Accumulated Losses \$	Total equity \$
Balance at 1 July 2024	83,377,723	3,983,835	(69,176,048)	18,185,510
(Loss) after income tax expense for the half-year	-	-	(12,907,398)	(12,907,398)
Other comprehensive income for the half-year, net of tax	-	-	-	-
Total comprehensive (loss) for the half-year	-	-	(12,907,398)	(12,907,398)
Issue of ordinary shares on exercise of options	1,287,580	-	-	1,287,580
Share-based payments	-	602,495	-	602,495
Balance at 31 December 2024	84,665,303	4,586,330	(82,083,446)	7,168,187

The above consolidated statement of changes in equity should be read in conjunction with the accompanying notes

Dimerix Limited and controlled entity
Consolidated statement of cash flows
For the half-year ended 31 December 2024

	Note	31 Dec 2024 \$	31 Dec 2023 \$
Cash flows from operating activities			
Receipt of Research and Development tax refund		7,932,428	8,934,637
Other income		-	36,600
Payments to suppliers and employees		(10,899,421)	(10,353,528)
Interest received		189,170	37,976
Receipts from customers		526,963	10,872,012
		<u>(2,250,860)</u>	<u>9,527,697</u>
Net cash (used in) / provided by operating activities			
Cash flows from investing activities			
Payments for property, plant and equipment		(8,206)	(6,268)
Security bond		(7,220)	-
		<u>(15,426)</u>	<u>(6,268)</u>
Net cash (used in) investing activities			
Cash flows from financing activities			
Proceeds from issue of shares	9	-	280,500
Proceeds from exercise of options		1,287,580	374,223
Repayment of borrowings		-	(2,842,500)
Repayment of interest on borrowings		-	(238,125)
Repayment of lease liability		(55,055)	(21,609)
Payments for share issue costs		-	(253,604)
		<u>1,232,525</u>	<u>(2,701,115)</u>
Net cash provided by/ (used in) financing activities			
Net (decrease)/increase in cash and cash equivalents		(1,033,761)	6,820,314
Cash and cash equivalents at the beginning of the financial half-year		22,141,465	7,991,792
Effects of exchange rate changes on cash and cash equivalents		6,008	(1,994)
		<u>21,113,712</u>	<u>14,810,112</u>
Cash and cash equivalents at the end of the financial half-year			

The above consolidated statement of cash flows should be read in conjunction with the accompanying notes

1. Material accounting policy information

These general purpose consolidated financial statements for the interim half-year reporting period ended 31 December 2024 have been prepared in accordance with Australian Accounting Standard AASB 134 'Interim Financial Reporting' and the Corporations Act 2001, as appropriate for for-profit oriented entities. Compliance with AASB 134 ensures compliance with International Financial Reporting Standard IAS 34 'Interim Financial Reporting'.

Basis of preparation

The consolidated financial statements have been prepared on the basis of historical cost. Cost is based on the fair values of the consideration given in exchange for assets. All amounts are presented in Australian dollars, unless otherwise noted.

These general purpose consolidated financial statements do not include all the notes of the type normally included in annual financial statements. Accordingly, these financial statements are to be read in conjunction with the annual report for the year ended 30 June 2024 and any public announcements made by the company during the interim reporting period in accordance with the continuous disclosure requirements of the Corporations Act 2001.

The accounting policies adopted are consistent with those of the previous financial year and corresponding interim reporting period, unless otherwise stated.

Going concern

The consolidated financial statements have been prepared on the going concern basis which contemplates the continuity of normal business activity and the realisation of assets and the settlement of liabilities in the normal course of business.

For the half-year ended 31 December 2024 the Group incurred a loss after tax of \$12,907,398 (31 December 2023: loss of \$6,673,057) and a net cash outflow from operations of \$2,250,860 (31 December 2023 net inflow: \$9,527,697). At 31 December 2024, the Group had current assets of \$21,739,093 (30 June 2024: \$31,916,118), current liabilities of \$4,556,869 (30 June 2024: \$3,363,553) and current cash holding was \$21,113,712 (30 June 2024: \$22,141,466).

The directors have reviewed the business outlook and cash flow forecasts and are of the opinion that the use of the going concern basis of accounting is appropriate.

Should the Group be unable to continue as a going concern, it may be required to realise its assets and extinguish its liabilities other than in the normal course of business and at amounts different to those stated in the consolidated financial statements. The consolidated financial statements do not include any adjustments relating to the recoverability and classification of liabilities that may be necessary should the Group be unable to continue as a going concern.

New or amended Accounting Standards and Interpretations adopted

The Group has adopted all of the new or amended Accounting Standards and Interpretations issued by the Australian Accounting Standards Board ('AASB') that are mandatory for the current reporting period.

Any new or amended Accounting Standards or Interpretations that are not yet mandatory have not been early adopted.

2. Critical accounting judgements, estimates and assumptions

The preparation of interim financial statements requires management to make judgements, estimates and assumptions that affect the application of accounting policies and the reported amounts of assets, liabilities, income and expense. Actual results may differ from these estimates. Please refer to the 30 June 2024 annual report for details regarding share based payment estimates.

3. Operating segments

AASB 8 requires operating segments to be identified on the basis of internal reports about components of the Group that are regularly reviewed by the chief operating decision maker in order to allocate resources to the segment and to assess its performance.

AASB 8 "Operating Segments" states that similar operating segments can be aggregated to form one reportable segment.

From the period beginning 1 July 2016 the Board considers that the Group has only operated in one Segment, being investment in research and development of biopharmaceutical drugs.

Dimerix Limited and controlled entity
Condensed notes to the consolidated financial statements
31 December 2024

4. Other income

	31 Dec 2024	31 Dec 2023
	\$	\$
Government incentives	-	52,490

5. Loss per share

	Cents	Cents
Basic and diluted loss per share	(2.327)	(1.645)

	31 Dec 2024	31 Dec 2023
	\$	\$
(Loss) after income tax attributable to the owners of Dimerix Limited	(12,907,398)	(6,673,057)

	31 Dec 2023	31 Dec 2022
Weighted average number of ordinary shares for the purposes of basic and diluted loss per share	554,760,540	405,743,565

As at 31 December 2024 there were no options included in the diluted loss per share calculation due to them being anti-dilutive.

6. Trade, other receivables and prepayments

	31 Dec 2024	30 Jun 2024
	\$	\$
<i>Current assets</i>		
Other receivables	467,263	8,991,916
Prepayments	158,118	257,739
Trade Debtors	-	524,997
	<u>625,381</u>	<u>9,774,652</u>

The other receivables at the 30 June 2024 reporting date included Research and Development tax incentive of \$7,932,428.15 which was received 15 November 2024. At the reporting date, none of the receivables are past due or impaired.

7. Right-of-use asset and lease liability

7.1 Right-of -use assets

	31 Dec 2024	30 Jun 2024
	\$	\$
<i>Non-current assets</i>		
Land and buildings - on initial recognition	183,868	168,145
Less: Accumulated depreciation	(30,645)	(21,018)
	<u>153,223</u>	<u>147,127</u>

7.2 Lease liability

Dimerix Limited and controlled entity
Condensed notes to the consolidated financial statements
31 December 2024

7. Right-of-use asset and lease liability (continued)

	31 Dec 2024	30 Jun 2024
	\$	\$
Current liability		
Property Lease Liability	122,997	80,167
Non-current liability		
Property Lease Liability	33,420	69,516
	<u>156,417</u>	<u>149,683</u>
	31 Dec 2024	31 Dec 2023
	\$	\$
Depreciation - right-of-use asset	51,663	21,457
Interest expense - lease liability	8,603	152
Lease payments during the period	55,055	21,609

Option to extend or terminate

The Group uses hindsight in determining the lease term where the contract contains options to extend or terminate the lease.

Property leases

The above right-of-use asset (ROU) and lease liability relate to the office lease entered into by the Group. The lease has been accounted for in accordance with AASB 16 adopted by the Group on 1 July 2019 under the modified retrospective approach.

The right-of-use asset is measured at the amount equal to the lease liability at initial recognition and then amortised over the life of the lease. In the period, the Group entered into a new lease agreement to replace the old lease for a period of 18 months from 01 October 2024, ending on 31 March 2026. The lease liability and ROU asset at initial recognition was \$183,868

The right-of-use asset is being depreciated over the lease term on a straight-line basis. Depreciation expense of \$51,663 (31 December 2023: \$21,457) was included in corporate administration expense in the consolidated statement of profit or loss and other comprehensive income.

At initial recognition, the lease liability was measured as the present value of minimum lease payments using the Group's incremental borrowing rate of 11.41%. The incremental borrowing rate was based on the unsecured interest rate that would apply if finance was sought for an amount and time period equivalent to the lease requirements of the Group. Each lease payment is allocated between the liability and interest expense. The interest expense of \$8,603 (31 December 2023: \$152) was included in corporate administration expense in the consolidated statement of profit or loss and other comprehensive income.

8. Contract Liabilities (Unearned income)

	31 Dec 2024	30 Jun 2024
	\$	\$
Current liabilities		
Unearned income	574,901	574,901
Non-current liabilities		
Unearned income	10,129,158	10,416,608
	<u>10,704,059</u>	<u>10,991,509</u>

During the prior year the Group entered into a licensing agreement with Advanx Pharma Group and Taiba Middle East FZ LLC. The revenue recognised for the upfront license fee will be recognised over the term of the contract in line with AASB15 (Revenue from Contracts with Customers). \$287,450 license income was recognised during the current period.

Dimerix Limited and controlled entity
Condensed notes to the consolidated financial statements
31 December 2024

10. Reserves (continued)

Options issued to Key Management Personnel

Options may be issued to Key Management Personnel in accordance with the Company's existing ESOP. Options cannot be offered to a director or an associate except where approval is given by shareholders at a general meeting.

Each option issued converts into one ordinary share of Dimerix Limited on exercise. The options carry neither right to dividends nor voting rights. Options may be exercised at any time from the date of vesting to the date of their expiry.

During the period, 2,700,000 options were granted to key management personnel in accordance with the Company's ESOP. The options expire 21 October 2029 and are subject to vesting conditions. The fair value of the options at grant date (1 October 2024) are determined using a Black Scholes pricing method that takes into account the exercise price, the term of the option, the share price at grant date and expected volatility of the underlying share, the expected dividend yield and the risk-free interest rate for the term of the option.

The following table lists the inputs to the model used for valuation of the unlisted options:

Tranche 1

Number of options	900,000
Grant date	1 October 2024
Volatility	140%
Risk-free interest rate (%)	3.552%
Expected life of options (years)	5
Exercise price (\$)	0.550
Underlying security price at grant date	0.365
Expiry date	21 October 2029
Value per option	\$0.317

Tranche 2

Number of options	900,000
Grant date	1 October 2024
Volatility	140%
Risk-free interest rate (%)	3.552%
Expected life of options (years)	5
Exercise price (\$)	0.700
Underlying security price at grant date	0.365
Expiry date	21 October 2029
Value per option	\$0.312

Tranche 3

Number of options	900,000
Grant date	1 October 2024
Volatility	140%
Risk-free interest rate (%)	3.552%
Expected life of options (years)	5
Exercise price (\$)	0.850
Underlying security price at grant date	0.365
Expiry date	21 October 2029
Value per option	\$0.307

10. Reserves (continued)

The deemed fair value of options granted to Key Management personnel at grant date is \$840,924. The amount vested as for the half year ended 31 December 2024 for these options amounted to \$384,950.

During the period, 167,202 options expired.

Options issued in prior year

During the period, share-based payments expense recognised as a corporate administration expense from options issued to employees in the prior period/year amounted to \$217,546.

11. Dividends

There were no dividends paid, recommended or declared during the current or previous financial half-year.

12. Key management personnel disclosures

Remuneration arrangements of key management personnel are disclosed in the annual financial report at 30 June 2024. All other arrangements with related parties continue to be in place. For details of these arrangements, please refer to the 30 June 2024 annual financial report.

Key management personnel continue to receive compensation in the form of short-term employee benefits, post-employment benefits and share-based payments.

13. Commitments and contingencies

There has been no change to the commitments and contingencies disclosed in the most recent annual financial report.

14. Matters subsequent to the end of the financial half-year

On 7 January 2025 the Group entered into a exclusive development and license agreement to commercialise DMX-200 in Japan with FUSO Pharmaceutical Industries Ltd. The deal includes up to \$107 million in upfront, potential development and sales milestones including a \$3.1 million upfront milestone payment, and with additional royalties on sales. As at 25 February 2025, this upfront milestone is yet to be received.

Since 1 January 2025, the Company has issued 808,373 ordinary shares as a result of the exercise of listed and unlisted options

No other matter or circumstance has arisen since 31 December 2024 that has significantly affected, or may significantly affect the consolidated entity's operations, the results of those operations, or the consolidated entity's state of affairs in future financial years.