

ersonal use only

SenSen Networks Ltd. (ASX:SNS)

December 2024 Half-Yearly Performance

27 February 2025



About SenSen

Who are we:

World leaders in Smart City AI solutions for digital kerb management and enforcement solutions

Our customers:

Cities and municipalities globally

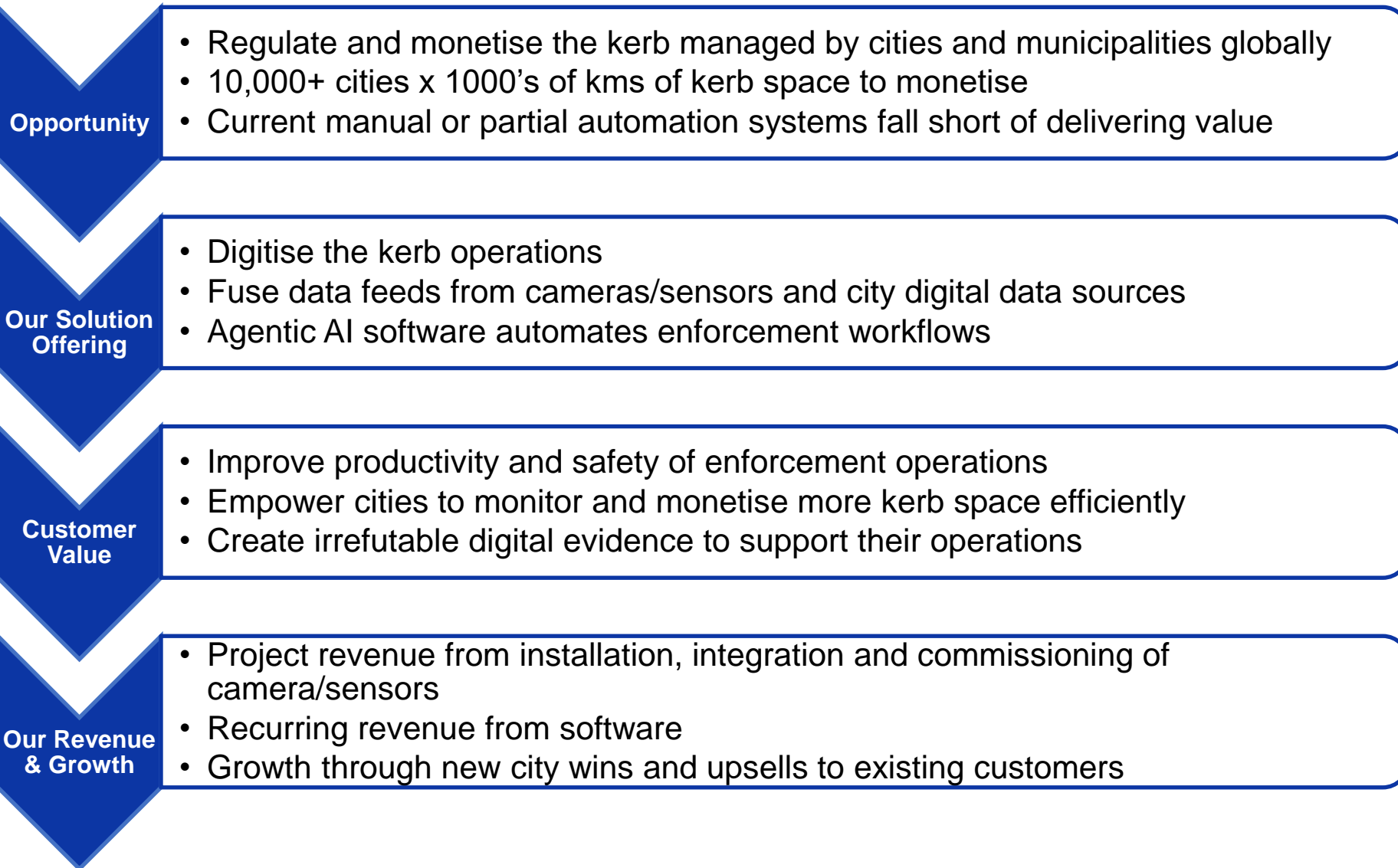
What we do:

We offer AI software and systems to automate city enforcement operations and deliver deep insights on citizen activity on the kerb side

How we do it:

- Our systems capture kerb data through vehicle or pole mounted camera/sensor systems
- Our Agentic AI systems fuse data from multiple camera/sensors monitoring the kerb
- Data is securely transferred to our secure cloud and integrated with city digital data sources like GIS, digital permits and payments
- Our solutions automate enforcement workflows to deliver significant productivity and officer safety gains

SenSen Business Model



ersonal use only

H1 FY25 Highlights



Solid growth in underlying earnings

Underlying Earnings (EBITDA excluding share-based payments) **improved \$0.5M** over PCP to (\$0.1M)



Third consecutive quarter of positive cash from operations, net debt reduction

Record first half cash receipts of \$6.3M, **debt reduced \$1.2M** over PCP and moved from net debt of (\$0.7M) to **net cash of \$0.6M**



Momentum in North America with significant contract wins in Calgary, Montreal and Toronto

North America now accounts for **26% of revenue**, up from 21% in H1 FY24



Reduced opex driving scalable business model

Total Expenses reduced \$0.5M (7%) over H1 FY24



New product development underway to expand product offering

New pole mounted camera solution developed to expand kerb monitoring offering to local Governments



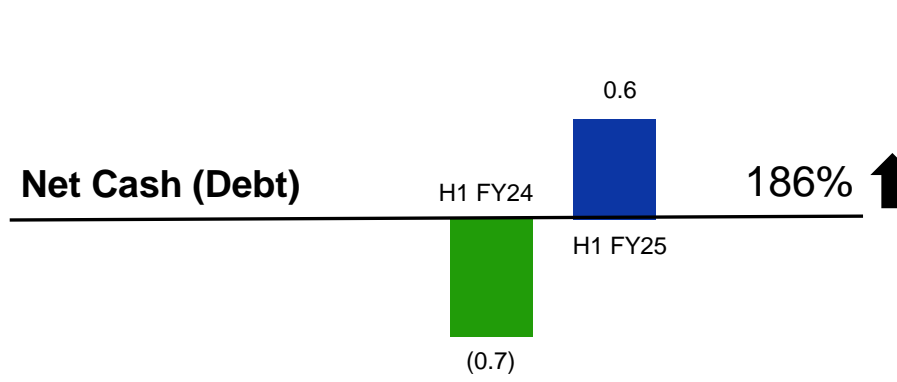
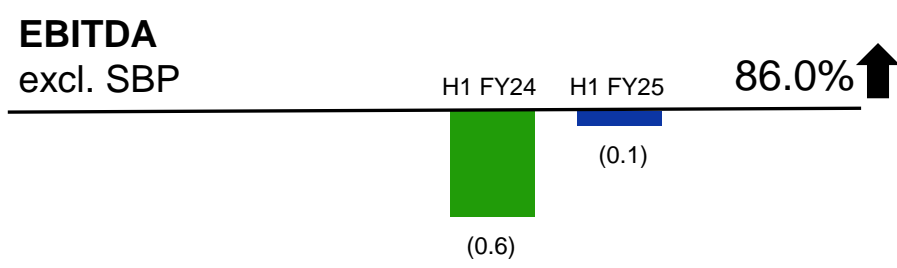
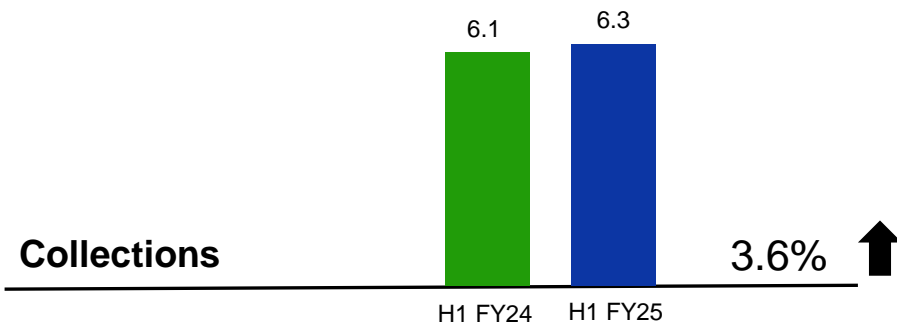
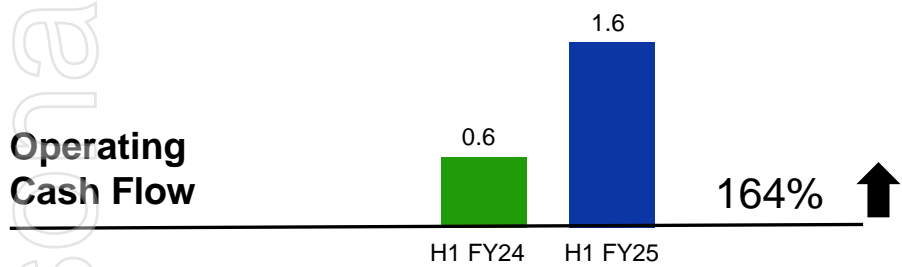
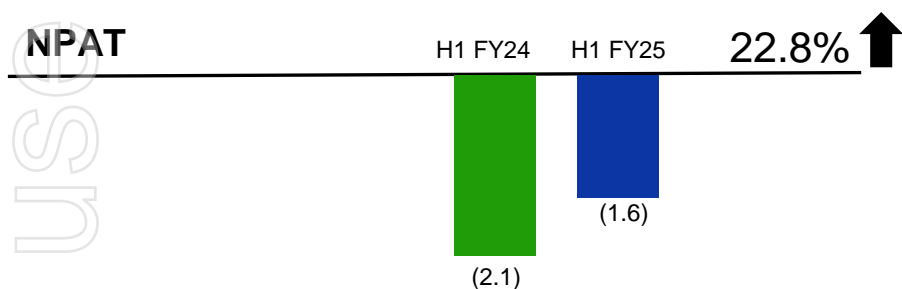
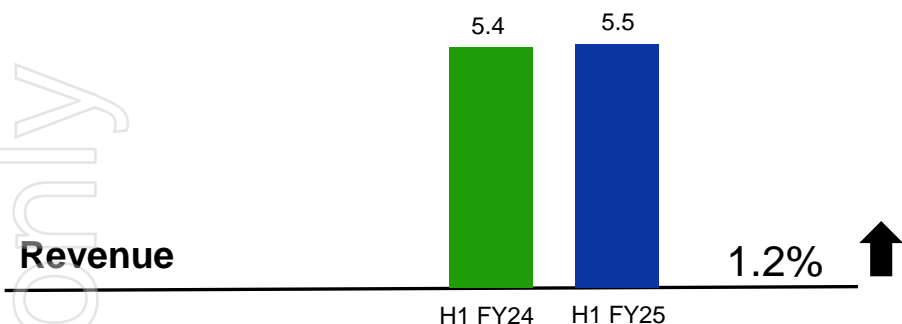
Board Renewal Complete

1 May 2024 – Mr Mark Brayan joined as Non-Executive, Independent Chairman

19 November 2024 - Zenon Pasieczny stepped down from his Non-Executive Director role following the AGM

28 January 2025 – Ms Jennifer Martin joined as Non-Executive, Independent Director and Chair of Audit and Risk Committee

H1 FY25 Result Overview (\$M)



Positive momentum on all key metrics

Revenue up 1.2% (up \$0.5m or 9% excluding Gaming) over PCP

Record first half collections of \$6.3M, up 3.6% (up \$0.8m or 14% excluding Gaming) over PCP

EBITDA excluding share-based payments improved \$0.5M over PCP

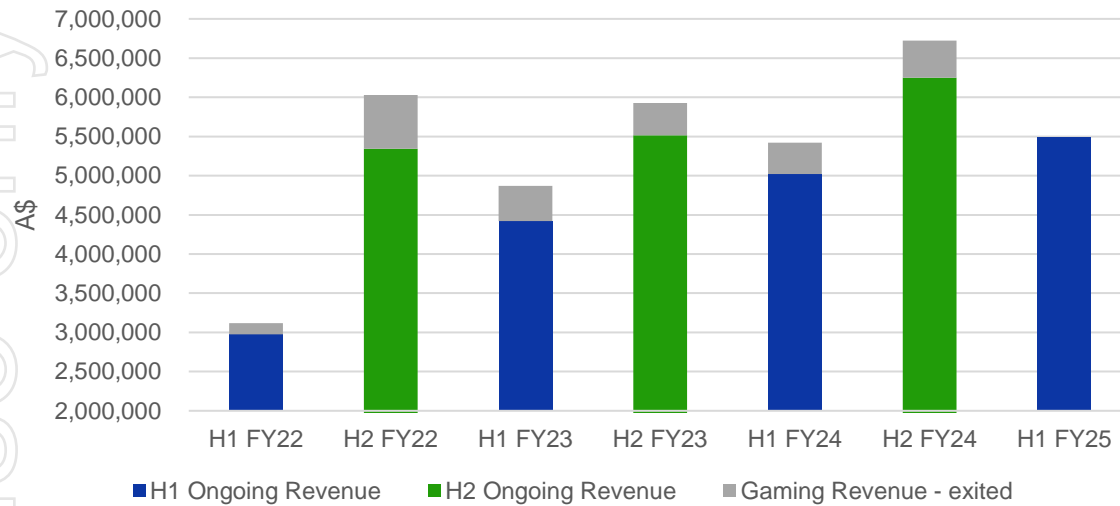
Operating Cash flow for the 6 months up \$1.0M (164%) over PCP, following three consecutive cash flow positive quarters

Debt reduced \$1.2M (52%) over PCP to \$1.1M, with cash of \$1.7M resulting in net cash of \$0.6M

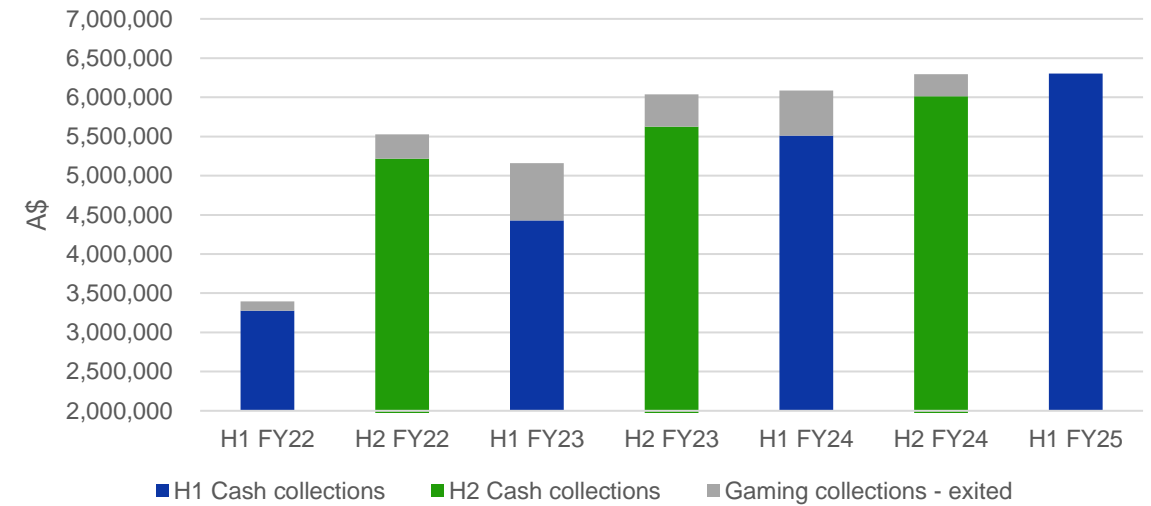
Smart Cities Business



Revenue from Smart Cities business



Cash Collections from Smart Cities business



Growth in Smart Cities business

- In FY24 SenSen completed its exit from its Gaming business which comprised 7% of its annual revenue
- Growth in revenue from Smart Cities excluding Gaming 9% over PCP
- Growth in cash collections from Smart Cities excluding Gaming 14% over PCP
- Significant projects in Calgary and Montreal on track to be completed in 2025

Sticky & Reliable Government customer base



Personal use only

Key Customer	2013	2014	2015	2016	2017	2018	2019	2020	2021	2022	2023	2024	2025
Customer 1				★	●							●	
Customer 2				★	●								
Customer 3							★						
Customer 4				★	●				●				
Customer 5				★									
Customer 6	★						●						
Customer 7										★	●		
Customer 8								★					

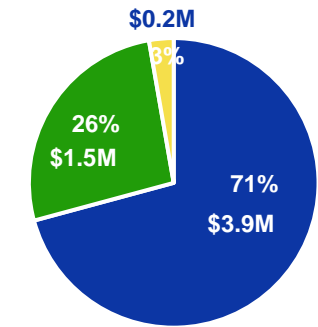
- ★ Customer first joined SenSen
- Major contract expansion

Customers grow over time as initial order is followed by expansion orders as kerb length monitored increases. SenSen's solution is sticky with negligible customer churn

North American Growth Platform

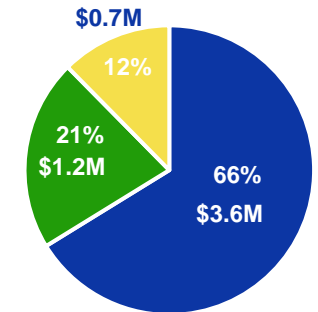


H1 FY25 Regional Revenue



■ ANZ ■ North America ■ Asia

H1 FY24 Regional Revenue



■ ANZ ■ North America ■ Asia

North American focus paying off

- In H1, North American revenue share increased from 21% to 26% vs PCP
- SenSen technology currently in use in 16 Canadian and 6 US cities
- Kerbside monitoring in the City of Montreal will significantly increase use of SenSen technology in the region

Increasing presence in North America

- SenSen present in 5 states/provinces
- Partner network reaches across USA and Canada
- Multiple demonstration systems in the field empowering our partners to generate demand for our solutions
- Existing high reference customers augmented by our growing partner network position us for accelerated growth in North America.



ersonal use only

H1 FY25 tender wins in Canada



AGENCE DE MOBILITE DURABLE DE MONTREAL

- \$1.7M first year value
- Contract value up to \$17.7M over five years
- Initial 3-year contract term with 2-year optional extension
- Software development to meet enhanced requirements largely complete
- User acceptance testing under way on test vehicles
- Background: New customer acquired through competitive tender process.



THE CITY OF CALGARY

- \$1.9M first year value
- \$4.6M over five years
- Two additional 2-year extension options for a total potential length of 9 years
- Project Status: System fully deployed to customer and undergoing final user acceptance testing
- Background: Customer since 2016 utilising both mobile and fixed lane cameras for enforcement. Current contract won via competitive tender process.



TORONTO PARKING AUTHORITY

- Initial contract for one year, with one year extension
- Initially focused on monitoring rather than parking enforcement
- One additional order received under existing contract to date
- Status: System delivered
- Background: Customer since 2023 when a project was undertaken to collect and digitise the city's on-street inventory. Current contract won via competitive tender process.

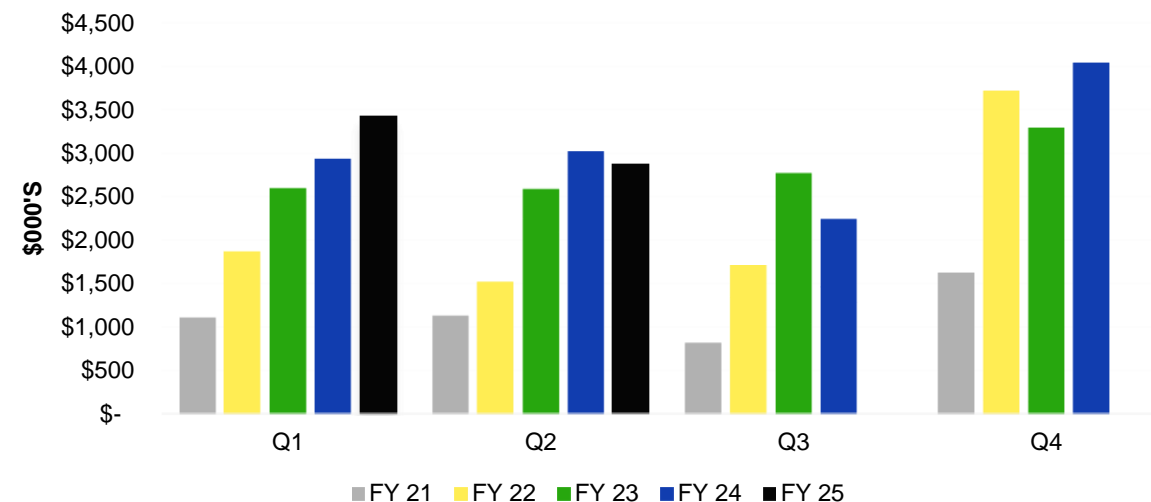


H1 FY25 Cash Flow



Statement of Cash Flows	31-Dec-24	31-Dec-23	Variance	Variance
	\$	\$	\$	%
Receipts from Customers	6,304,364	6,086,677	217,687	4%
Payments to suppliers and employees	(6,716,408)	(7,715,201)	998,793	(13%)
Net Interest	(280,477)	(312,912)	32,435	(10%)
Govt. grants received	2,271,340	2,539,053	(267,713)	(11%)
Cash flows from Operating activities	1,578,819	597,617	981,202	164%
Cash flows from Investing activities	(50,839)	(25,497)	(25,342)	99%
Cash flows from Financing activities	(1,374,886)	345,352	(1,720,238)	(498%)
Net increase in cash and cash equivalents	153,094	917,472	(764,378)	(83%)
Closing cash on hand	1,695,958	2,840,222	(1,144,264)	(40%)

Quarterly Customer Cash Receipts



TIMING OF MAJOR PROJECTS AND SEASONALITY DRIVE CASH FLOW

- H1 FY25 receipts from customers grew \$0.2M (4%) over PCP
- H1 FY25 receipts from Smart Cities excluding Gaming grew \$0.8M (14%) over PCP
- Payments to suppliers and employees reduced by \$1.0M (13%) over PCP
- Resultant operating cash flow improved \$1.0M (164%) over PCP
- Significant projects in Canada due to be delivered in 2025
- Strong operating cash flow allowed for net debt reduction of \$1.3M in the period

Borrowings



	31-Dec-24	30-Jun-24	Movement	Movement
Net Cash (Debt)	\$	\$	\$	%
Cash	1,695,958	1,571,130	124,828	8%
Borrowings	(1,095,849)	(2,271,806)	1,175,957	-52%
Net Cash (Debt)	600,109	(700,676)	1,300,785	-186%
Debt Drawn				
Rocking Horse	-	1,300,000	(1,300,000)	
TP24	194,517	136,158	58,359	
Director Loans	451,332	385,648	65,684	
CBA Better Business Loan	450,000	450,000	-	
Debt Drawn	1,095,849	2,271,806	(1,175,957)	-52%
Debt Facilities Available				
Rocking Horse*	-	1,300,000	(1,300,000)	
TP24	1,200,000	1,200,000	-	
Director Loans	500,000	500,000	-	
CBA Better Business Loan	450,000	450,000	-	
CBA Overdraft	225,000	225,000	-	
Total Facilities	2,375,000	3,675,000	(1,300,000)	35%
Unused Borrowing Capacity	1,279,151	1,403,194	- 124,043	-9%

*Rocking Horse facility remains available to draw upon based on R&D incurred to date.

MOVING TO NET CASH

- Net debt reduced \$1.3M in 6 months, moving to net cash of \$0.6M
- Cash on hand up \$0.1M (8%) in 6 months
- Borrowings reduced \$1.2 (52%) to \$1.1M
- Rocking Horse facility remains available to fund hardware purchases if required

Financial Statements



Profit and Loss	31-Dec-24	31-Dec-23	Variance	Variance
	\$000	\$000	\$000	%
Revenue	5,483	5,421	62	1%
COGS	(1,244)	(1,294)	50	(4%)
Gross Margin	4,240	4,127	112	3%
GM%	77.3%	76.1%	1.2%	
Other Income	1,033	1,165	(132)	(11%)
Operating Expenses	(6,818)	(7,341)	524	(7%)
Net Profit before tax	(1,545)	(2,049)	504	(25%)
EBITDA excluding SBP	(87)	(620)	533	(86%)
Cash flow from Operations	1,579	597	982	164%

Balance Sheet	31-Dec-24	30-Jun-24	Variance	Variance
	\$	\$	\$	%
ASSETS				
Current Assets				
Cash and cash equivalents	1,695,958	1,571,130	124,828	
Trade and other receivables	1,350,054	1,030,269	319,785	
Contract assets	289,671	173,063	116,608	
Inventory	223,711	120,317	103,394	
Other assets	1,142,853	2,453,678	(1,310,825)	
Total Current Assets	4,702,247	5,348,457	(646,210)	(12%)
Non-Current Assets				
Intangibles	479,450	730,257	(250,807)	
Goodwill	5,632,016	5,632,016	-	
Right of use Asset	506,383	682,101	(175,718)	
Other assets	36,380	-	36,380	
Property, plant and equipment	226,213	231,387	(5,174)	
Total Non-Current Assets	6,880,442	7,275,761	(395,319)	(5%)
TOTAL ASSETS	11,582,689	12,624,218	(1,041,529)	(8%)
LIABILITIES				
Current Liabilities				
Trade and other payables	1,909,786	1,995,340	(85,554)	
Contract Liabilities	1,603,570	399,888	1,203,682	
Employee Benefits	817,833	707,625	110,208	
Lease Liabilities	234,188	327,778	(93,590)	
Borrowings	1,095,849	2,271,806	(1,175,957)	
Total Current Liabilities	5,661,226	5,702,437	(41,211)	(1%)
Non-Current Liabilities				
Employee Benefits	-	67,008	(67,008)	
Lease liabilities	337,634	442,621	(104,987)	
Total Non-Current Liabilities	337,634	509,629	(171,995)	(34%)
TOTAL LIABILITIES	5,998,860	6,212,066	(213,206)	(3%)
NET ASSETS	5,583,829	6,412,152	(828,323)	(13%)

Improving Resilience

- Gross Margin growth in the period of 1.2% over PCP
- Operating Expenses down \$0.5M (7%) over PCP
- EBITDA excluding SBP up \$0.5M (86%) over PCP
- Operating Cash flow up \$1.0M (164%) over PCP

ersonal use only

SenSen Networks Ltd. (ASX:SNS)

THANK YOU

www.sensen.ai | investors@sensen.ai



Disclaimer



This presentation (**Presentation**) has been prepared by SenSen Networks Limited (**SenSen**) on 27 February 2025 and is based on publicly available information.

Summary information - This Presentation contains summary information about SenSen and its activities which is current only as at the date of this Presentation. SenSen may in its absolute discretion, but without being under any obligation to do so, update or supplement this presentation. The information in this Presentation is of a general nature and does not purport to be complete nor does it contain all the information which a prospective investor may require in evaluating a possible investment in SenSen or that would be required in a prospectus or other disclosure document prepared in accordance with the requirements of the *Corporations Act 2001* (Cth) (**Corporations Act**).

Industry and market data – In this Presentation, SenSen refers to certain market, industry, and statistical data used in connection with this Presentation may have been obtained from research, surveys or studies conducted by third parties, including industry or general publications. Neither SenSen nor its representatives have independently verified any such data and no representation or warranty, express or implied, is made as to its fairness, accuracy, correctness, completeness or adequacy. Some data is also based on the good faith estimates of SenSen, which are derived its reviews of internal sources as well as the independent sources described above.

Not an offer - This Presentation is not a prospectus or other disclosure document under the Corporations Act and will not be lodged with the Australian Securities and Investments Commission. This Presentation is for information purposes only and is not an invitation or offer of securities for subscription, purchase or sale in any jurisdiction. The distribution of this Presentation (including electronically) outside Australia may be restricted by law. If you come into possession of this Presentation, you should observe such restrictions and should seek your own advice. Any non-compliance with these restrictions may contravene applicable securities laws.

Not investment advice - The information contained in this Presentation is not investment, financial product advice or recommendation to acquire Shares. This Presentation has been prepared without taking into account your investment objectives, financial situation or any other particular needs. This Presentation does not and will not form any part of any contract for the acquisition of shares. Each recipient of this Presentation should make its own enquiries and investigations regarding all information in this Presentation. Before making an investment decision, you should consider whether it is a suitable investment for you in light of your own investment objectives, financial situation and particular needs and having regard to the merits or risks involved. Independent financial advice is recommended.

Future performance - This Presentation contains forward looking statements. Forward-looking statements generally relate to current expectations, hopes, beliefs, intentions, strategies or productions about future events or SenSen's future financial or operating performance. For example, statements regarding anticipated growth in the industry in which SenSen operates and anticipated growth in demand for SenSen's products and services, projections of SenSen's future financial results and other metrics are forward-looking statements. In some cases, you can identify forward-looking statements by terminology such as "pro forma", "may", "should", "could", "might", "plan", "possible", "project", "strive", "budget", "forecast", "expect", "intend", "will", "estimate", "anticipate", "believe", "predict", "potential" or "continue", or the negatives of these terms or variations of them or similar terminology, but the absence of these words does not mean that a statement is not forward-looking. Such forward-looking statements are subject to risks, uncertainties, and other factors which could cause actual results to differ materially from those expressed or implied by such forward-looking statements.

These forward looking statements are provided as a general guide only and should not be relied upon as an indication or guarantee of future performance and may involve known and unknown risks, uncertainties and other factors, many of which are outside the control of SenSen. You are cautioned not to place undue reliance on any forward looking statement. Forward looking statements in this Presentation are based on assumptions and contingencies which are subject to change without notice. Actual results, performance or achievements may vary materially from any forward looking statements and the assumptions on which statements are based. The forward looking statements in this Presentation are based on information available to SenSen as at the date of this Presentation and nothing in this Presentation should be regarded as a representation by any person that the forward-looking statements set forth herein will be achieved or that any of the contemplated results of such forward-looking statements will be achieved. Except as required by law or regulation, SenSen undertakes no obligation to provide any additional or updated information whether as a result of new information, future events or results or otherwise.

Financial data – All dollar values in Australian dollars (A\$ or \$) unless otherwise stated. Recipients should note that this Presentation contains historical financial information. The historical financial information provided in this Presentation is for illustrative purposes only and is not represented as being indicative of SenSen's views on its future financial condition and/or performance.

Trademarks – This Presentation may contain trademarks, trade names and copyrights of other companies, which are the property of their respective owners. Solely for convenience, some of the trademarks, trade names and copyrights referred to in this Presentation may be listed without the © or ® symbols, but SenSen asserts, to the fullest extent under applicable law, the rights of the applicable owners, if any, to these trademarks, trade names and copyright.

Disclaimer - Except for any statutory liability which cannot be excluded, SenSen, its related bodies corporate and their respective officers, employees and advisers expressly disclaim all liability (including negligence) for any direct or indirect loss or damage which may be suffered by any person in relation to, and take no responsibility for, any information in this Presentation or any error or omission therefrom, and make no representation or warranty, express or implied, as to the currency, accuracy, reliability or completeness of this Presentation.