

Investor Presentation March 2025

Nagambie Resources Limited (ASX: NAG, "Nagambie" or the Company) is pleased to release the attached Investor Presentation of 4 March 2025.

By the order of the Board.



James Earle
Chief Executive Officer

Nagambie Resources limited
533 Zanelli Road
Nagambie Vic 3608
Australia

ASX : NAG
www.nagambieresources.com.au
T : +61 (03) 5794 1750
E : info@nagambieresources.com.au

Non-Executive Chairman
Kevin Perrin

Executive Director
Mike Trumbull

Non-Executive Directors
Alfonso Grillo
Bill Colvin

CEO
James Earle

For Enquiries:

James Earle (CEO):
james@nagambieresources.com.au

***A unique Victorian explorer
progressing the high-grade
Antimony - Gold Project at the
100% owned Nagambie Mine***

ersonal use only

DISCLAIMER

The material in this presentation has been prepared by Nagambie Resources Limited ("Company").

This presentation may not be reproduced, redistributed or passed on, directly or indirectly, to any other person, or published, in whole or in part, for any purpose without prior written approval of the Company. This presentation and the material contained in it is for information purposes only. This presentation is not an offer or invitation for subscription or purchase of, or a recommendation in relation to, securities in the Company and neither this presentation nor anything contained in it shall form the basis of any contract or commitment.

This presentation may not be distributed in any jurisdiction except in accordance with the legal requirements applicable in such jurisdiction. Recipients should inform themselves of the restrictions that apply in their jurisdiction. Failure to do so may result in a violation of rules in such a jurisdiction.

This presentation is not financial product or investment advice. It does not consider the investment objectives, financial situation and particular needs of any investor. Before making an investment in the Company, an investor or prospective investor should consider whether such an investment is appropriate to their particular investment needs, objectives and financial circumstances, seek legal and taxation advice as appropriate and consult a financial adviser if necessary.

This presentation may contain forward-looking statements. Forward-looking statements include those containing such words as "anticipate", "estimates", "forecasts", "should", "could", "may", "ideal", "intends", "will", "expects", "plans" or similar expressions. Such forward-looking statements are not guarantees of future performance and involve known and unknown risks, uncertainties, assumptions and other important factors, many of which are beyond the control of the Company, its directors and management that could cause the Company's actual results to differ materially from the results expressed or anticipated in these statements. The Company cannot and does not give any assurance that the results, performance or achievements expressed or implied by the forward looking statements contained in this announcement will actually occur and investors are cautioned not to place undue reliance on these forward looking statements. The Company does not undertake to update or revise forward looking statements, or to publish prospective financial information in the future regardless of whether new information, future events or any other factors affect the information contained in this presentation, except where required by applicable law or the ASX Listing Rules. It is believed that the expectations reflected in these statements are reasonable, but they may be affected by a range of variables and changes in underlying assumptions which could cause actual results or trends to differ materially. The Company does not make any representation or warranty as to the accuracy of such statements or assumptions.

This presentation has been prepared by the Company based on information currently available to it. No representation or warranty, express or implied, is made as to the fairness, accuracy, completeness or correctness of the information, opinions and conclusions contained in this presentation. To the maximum extent permitted by law, none of the Company or its subsidiaries or affiliates or the directors, employees, agents, representatives or advisers of any such party, nor any other person accepts any liability for any loss arising from the use of this presentation or its contents or otherwise arising in connection with it, including without limitation, any liability arising from fault or negligence on the part of the Company or its subsidiaries or affiliates or the directors, employees, agents, representatives or advisers of any such party.

DISCLAIMER (continued)

No New Information

Except where explicitly stated, this presentation contains references to prior Exploration Results & Mineral Resources, all of which have been cross-referenced to previous market announcements made by the Company. The Company confirms that it is not aware of any new information or data that materially affects the information included in the relevant market announcements.

Competent Person Statement

The information in this Presentation that relates to the Exploration Results & Mineral Resources is based on activities carried out by Mr Adam Jones. Mr Jones has sufficient experience which is relevant to the style of mineralisation and type of deposit under consideration and the activity they are undertaking to qualify as a Competent Person as defined in the 2012 Edition of the Australasian Code for Reporting of Exploration Results, Mineral Resources and Ore Reserves (JORC CODE 2012). Mr Jones consents to the inclusion in this Presentation of the matters based on the information in the form and context in which it appears in this Presentation. The Company confirms that there have been no material changes to exploration results since first reported in accordance with Listing Rule 5.7.

Company overview

An exploration company targeting epizonal gold and antimony mineralised systems across 1,000 sq kms of tenements in the Waranga Domain of the Melbourne Structural Zone, in Victoria, Australia.

- Flagship project - Nagambie Antimony - Gold Project containing Australia's highest-grade antimony JORC inferred resource.
- Located at the 100% owned Nagambie Mine.
- Mining licence exists over the Project.
- Permitting to develop a toll processing plant completed.

Company ASX Code	NAG
Share Price ¹	AUD\$0.017
Ordinary Shares on Issue	803,302,344
Quoted options on Issue	~75M
Market Capitalisation (undiluted) ¹	\$13.65M
	% Quoted shares
Kevin J Perrin	18.84%
PPT Nominees	9.07%
Southern Cross Group	6.64%
Directors and Senior Management	23.61%
Top 10	45.27%
Top 20	56.55%

As at 27 February 2025

Strategy

Three components

Exploration

- *Discover minable gold and antimony deposits through cost effective exploration, and joint ventures*

Nagambie Mine site development

- *Develop as a regional centre for gold and antimony production with strategic partners*

Asset development

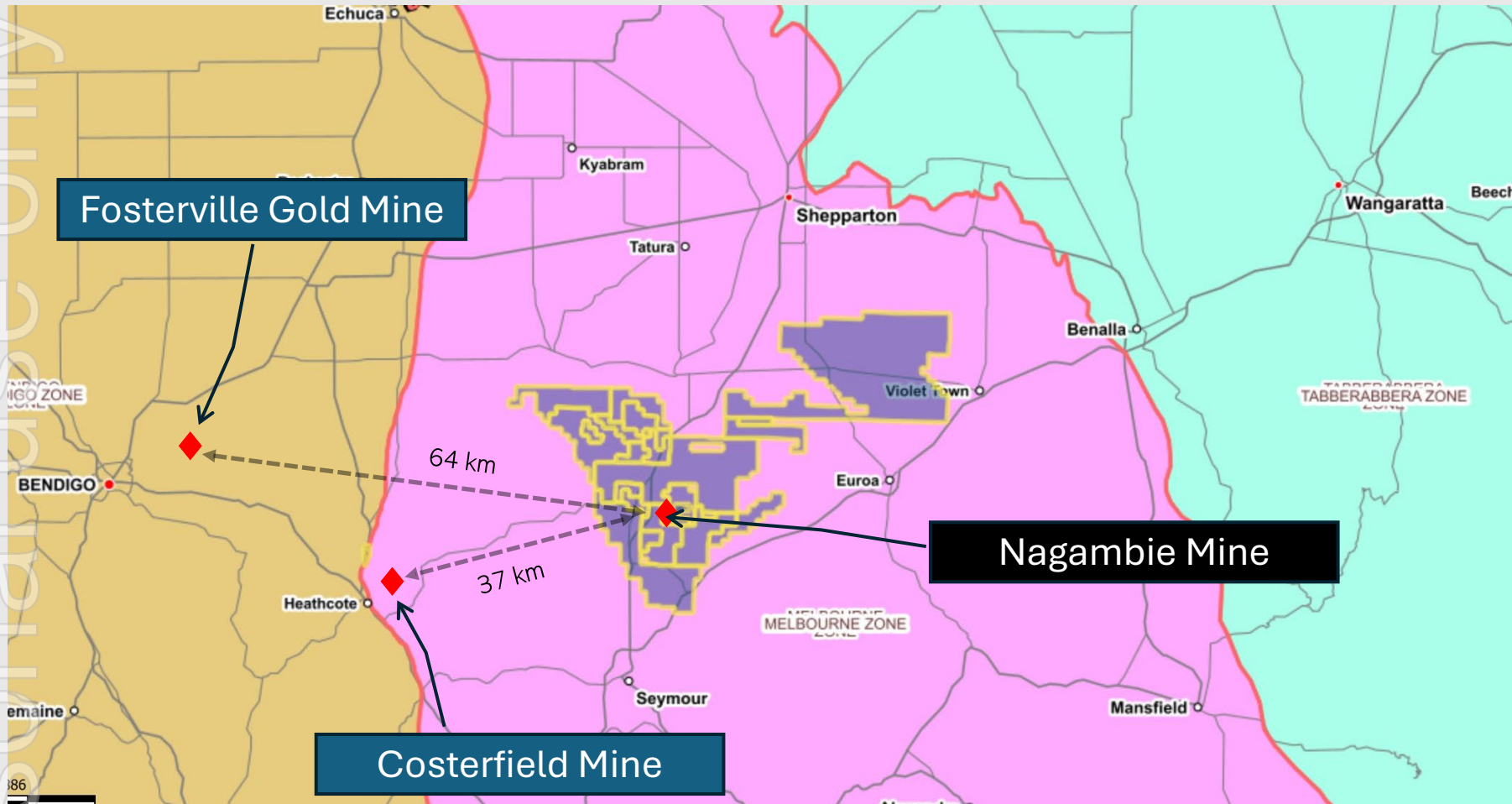
- *Develop and realise value*



Massive Stibnite Veining in NAD009

Discovery potential

Focused Epizonal Antimony - Gold deposits



Nagambie Resources' tenement holding:

- Tenements totalling +1,000 sq km
- Includes:
 - 100% of the Gold – Antimony Project at the Nagambie Mine
 - 100% of the epizonal antimony – gold Whroo Goldfields
 - 100% of under-explored outcropping area near Miepoll

Current Focus

1 Progressing the Antimony – Gold Project

- **Antimony – Gold discovery at the 100% owned Nagambie Mine site** beneath legacy open pit.
- NAG already has a **Mining Licence** over the discovery.
- Current MRE (Nov 2024) of **322,000 oz AuEq @ 18.6 g/t AuEq**¹
- Current drill program aiming to double the MRE by testing the vertical and horizontal extent of the multiple and shallow mineralised systems intersected to date.



2 Developing a path to production

- With a JV partner, NRL is developing a **300,000 t/a toll treating facility** at the Nagambie Mine
- Potential to **unlock** the Australian East Coast gold, critical minerals and base metals endowment
- **All permits and infrastructure in place** to start construction on funding
- Provides a **clear pathway** to production for the Nagambie Antimony – Gold Project

¹ ASX announcement dated 11 November 2024

Recent achievements

Initial drill program completion

October 2023

41 diamond holes
12,000 metres
Drill cost \$139/m

Release of Maiden JORC Inferred Resource

May 2024

Independent, comprehensive 3D block model using Maptek Vulcan (3D Mine Planning & Geological Modelling) software

Resource Updates

July and November 2024 ¹

110% ↑
AuEq ounces in the ground
(321,000 oz AuEq)
30% ↑
resource tonnages
(539,000 t)
61% ↑
AuEq grade
(18.6 g/t AuEq)

Follow up drill program commencement

November 2024 ²

Targeting a doubling of the inferred resource

Whroo goldfields research and drill result updates

February 2025 ³

Antimony veins at Whroo are an analogue to the antimony veins at the Nagambie Antimony – Gold Project

New drill results with the highest antimony assay of 45.1% Sb and the highest new gold assay of 15.8 g/t Au

New mineralised structure identified

¹ ASX announcements dated 31 July and 15 November 2024

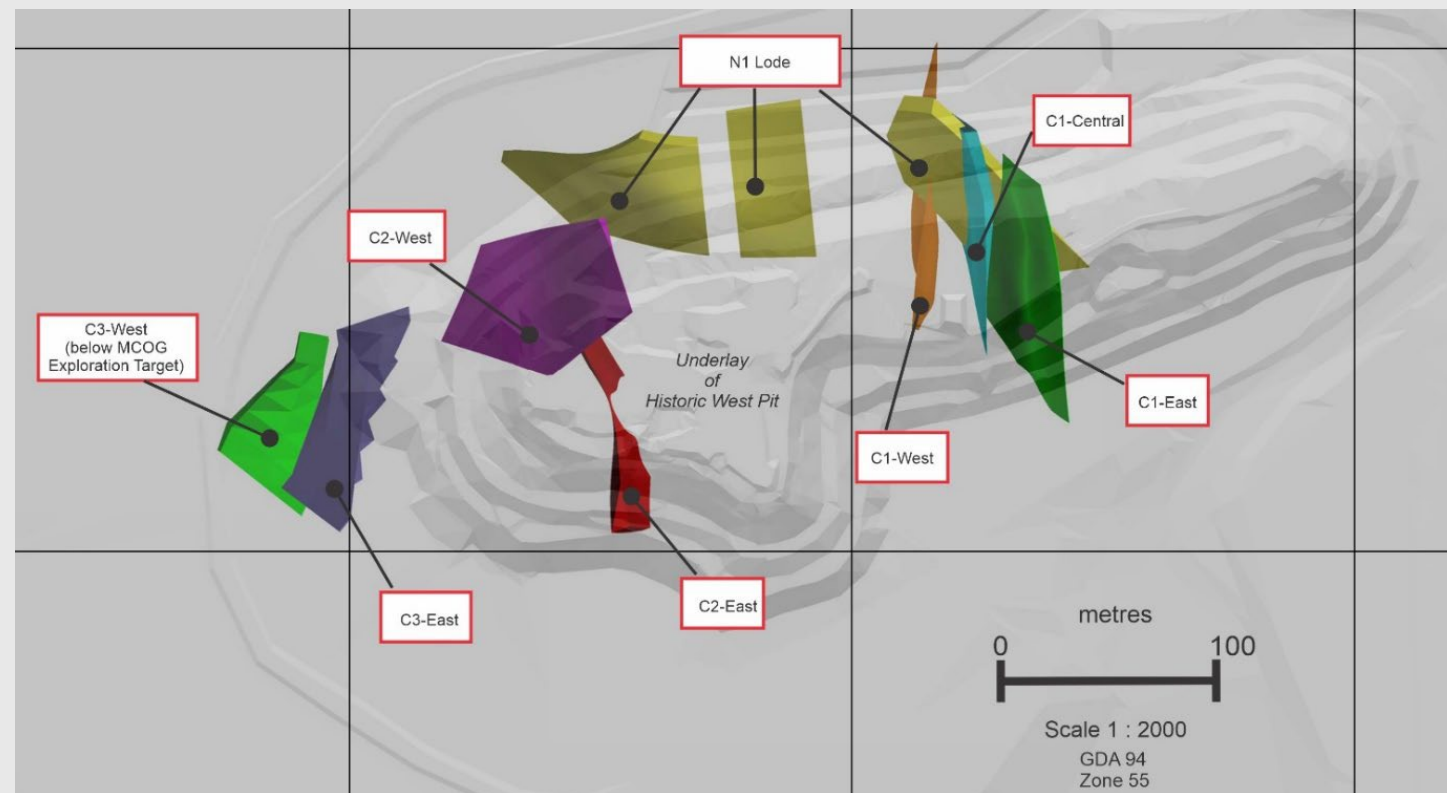
² ASX announcements dated 19 November 2024

³ ASX announcements dated 24 February 2025

Antimony - Gold Project

Shallow high-grade deposit

- 100% owned, on freehold land
- Mining licence and permits to build a processing plant
- Australia's highest-grading antimony Resource
- To date, 4 lode systems intersected to only 280m vertical depth
- High potential to significantly increase the Resource with strike extension and depth extension drilling



ASX ANNOUNCEMENT, 14 October 2024

Antimony – Gold Project

MRE November 2024 update

In summary, the updated JORC Resource figures compared with the May 2024 figures are:

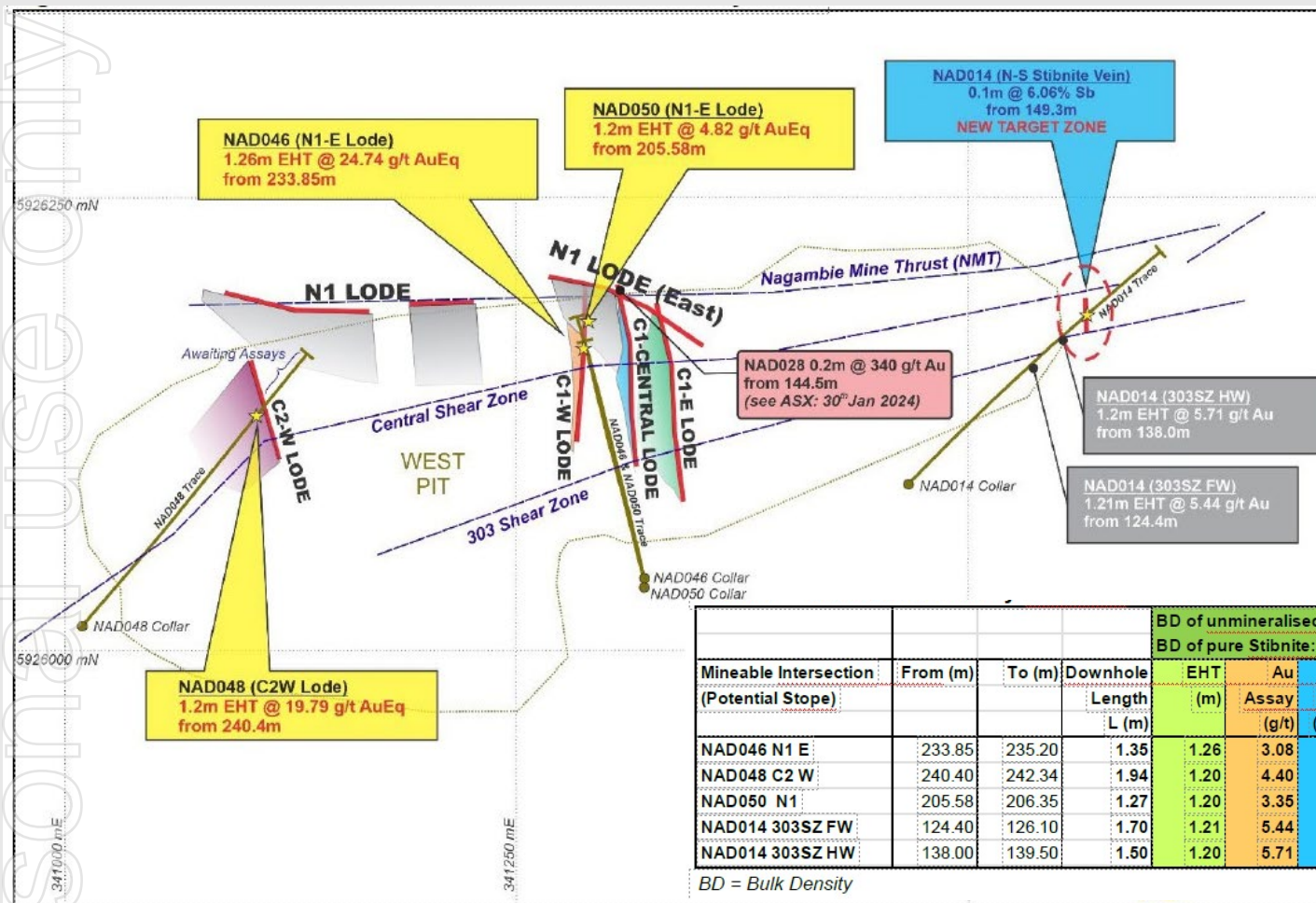
- **Cut-Off Grade** 4.0 g/t AuEq (-20%)
- **Resource Tonnes** 539,000 tonnes (+ 30%)
- **Gold (Au) Oz in-the-ground** 58,000 oz Au (+ 21%)
- **Antimony (Sb) tonnes in-the-ground** 20,800 tonnes Sb (+ 17%)
- **Gold Equivalent Oz in-the-ground** 322,000 oz AuEq (+ 110%)
- **Gold Grade** 3.3 g/t Au (– 7%)
- **Antimony Grade** 3.9% Sb (– 10%)
- **Gold Equivalent Grade** 18.6 g/t AuEq (+61%)

ASX ANNOUNCEMENT 15 November 2024

Antimony – Gold Project

New Assays February 2025 update

ASX ANNOUNCEMENT 25 February 2025

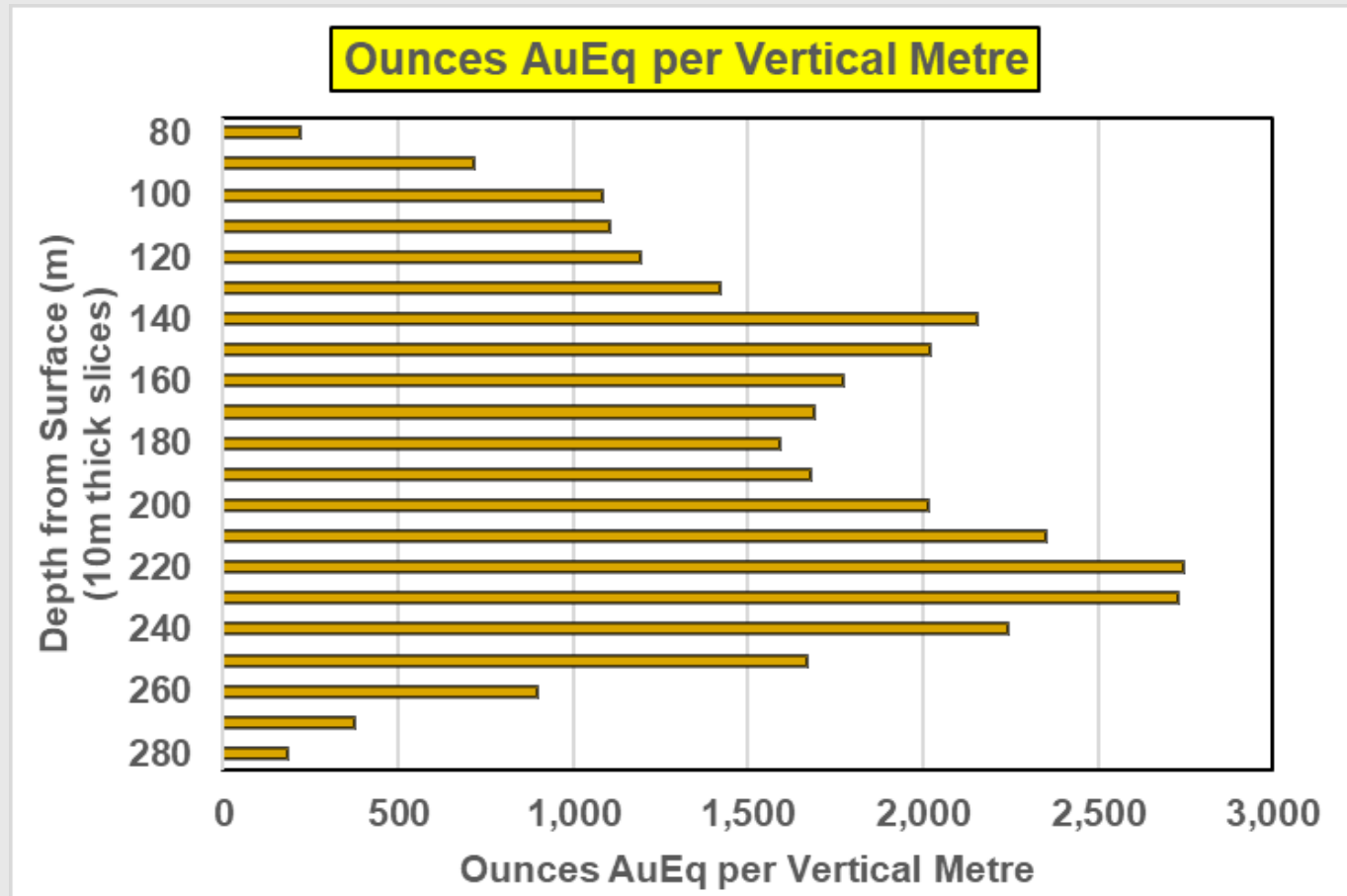


				BD of unmineralised waste: 2.74 BD of pure Stibnite: 4.56				EHT and BD Weighting				
Mineable Intersection (Potential Stope)	From (m)	To (m)	Downhole Length L (m)	EHT (m)	Au Assay (g/t)	Sb Assay (Sb %)	AuEq (g/t)	BD based on Sb%	EHT & BD Weighted Au	EHT & BD Weighted Sb	EHT & BD Weighted AuEq	AuEq x EHT (g/t x m)
NAD046 N1 E	233.85	235.20	1.35	1.26	3.08	3.67	20.07	2.81	3.14	4.67	24.74	31.2
NAD048 C2 W	240.40	242.34	1.94	1.20	4.40	2.97	18.14	2.79	4.50	3.30	19.79	23.7
NAD050 N1	205.58	206.35	1.27	1.20	3.35	0.31	4.79	2.74	3.36	0.31	4.82	5.8
NAD014 303SZ FW	124.40	126.10	1.70	1.21	5.44	0.01	5.44	2.74	5.44	0.01	5.44	6.6
NAD014 303SZ HW	138.00	139.50	1.50	1.20	5.71	0.01	5.71	2.74	5.71	0.01	5.71	6.9

BD = Bulk Density

Gold – Antimony Project

Ounces per vertical depth



ASX ANNOUNCEMENT 15 November 2024

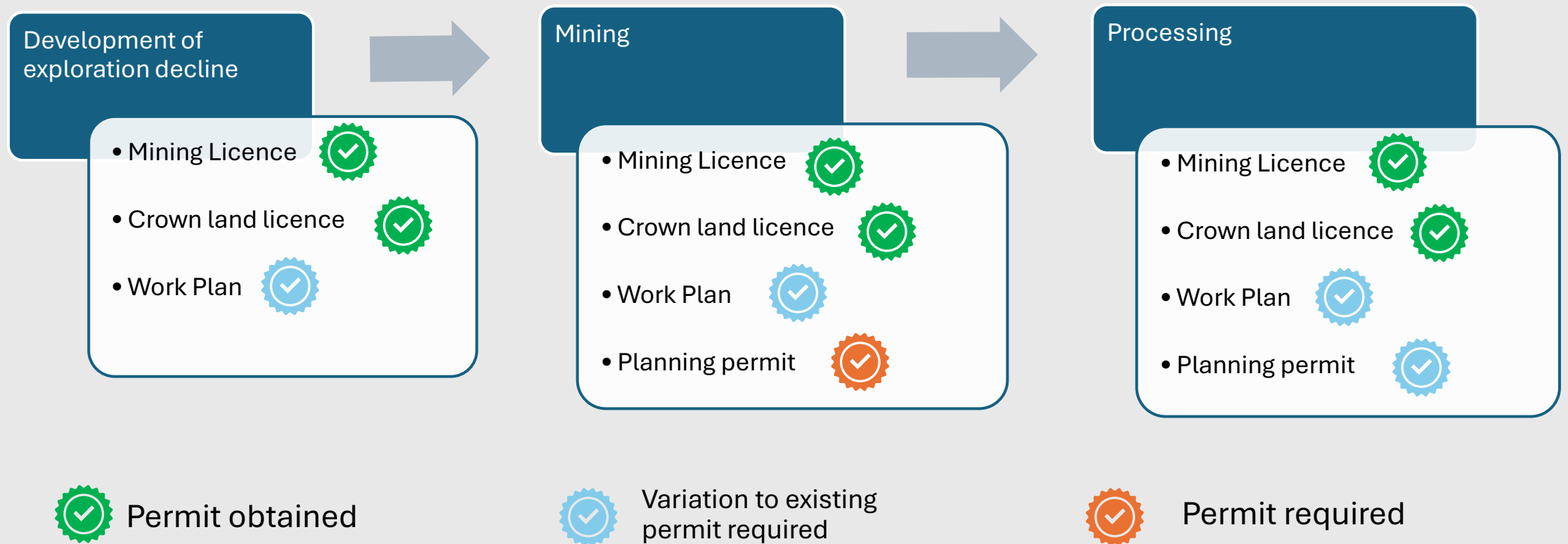
The great majority of the model blocks to date are between 80m and 280m vertical depth below surface, with AuEq content peaking at around 2,750 oz AuEq per vertical metre.

In-ground metal content could average around 2,000 oz AuEq per vertical metre with additional infill and strike-extensional resource drilling, indicating significant upside potential with increasing depth.

Mining at Fosterville and Costerfield is currently around 1000m vertical depth.

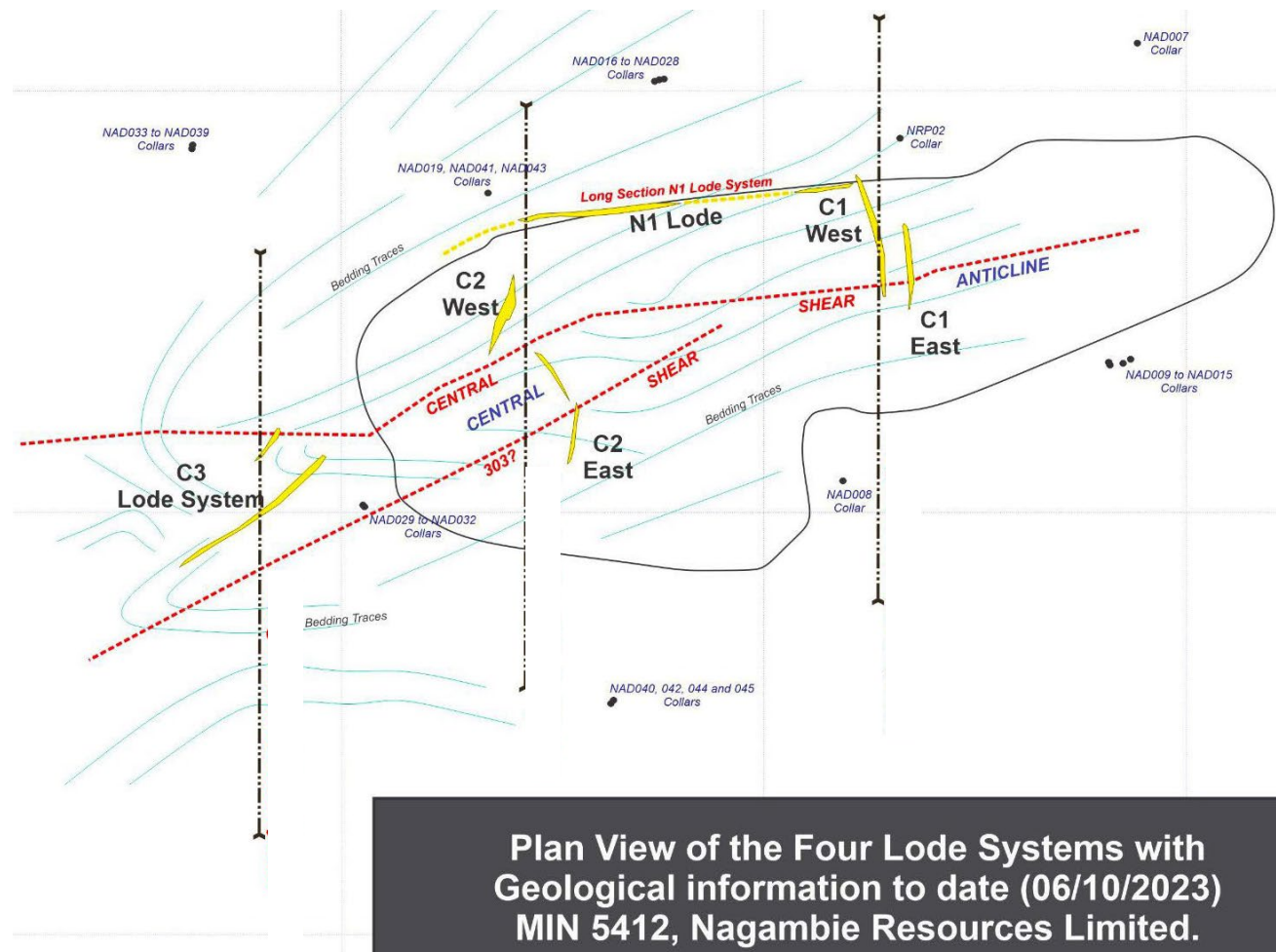
Antimony – Gold Project

Permitting Pathway



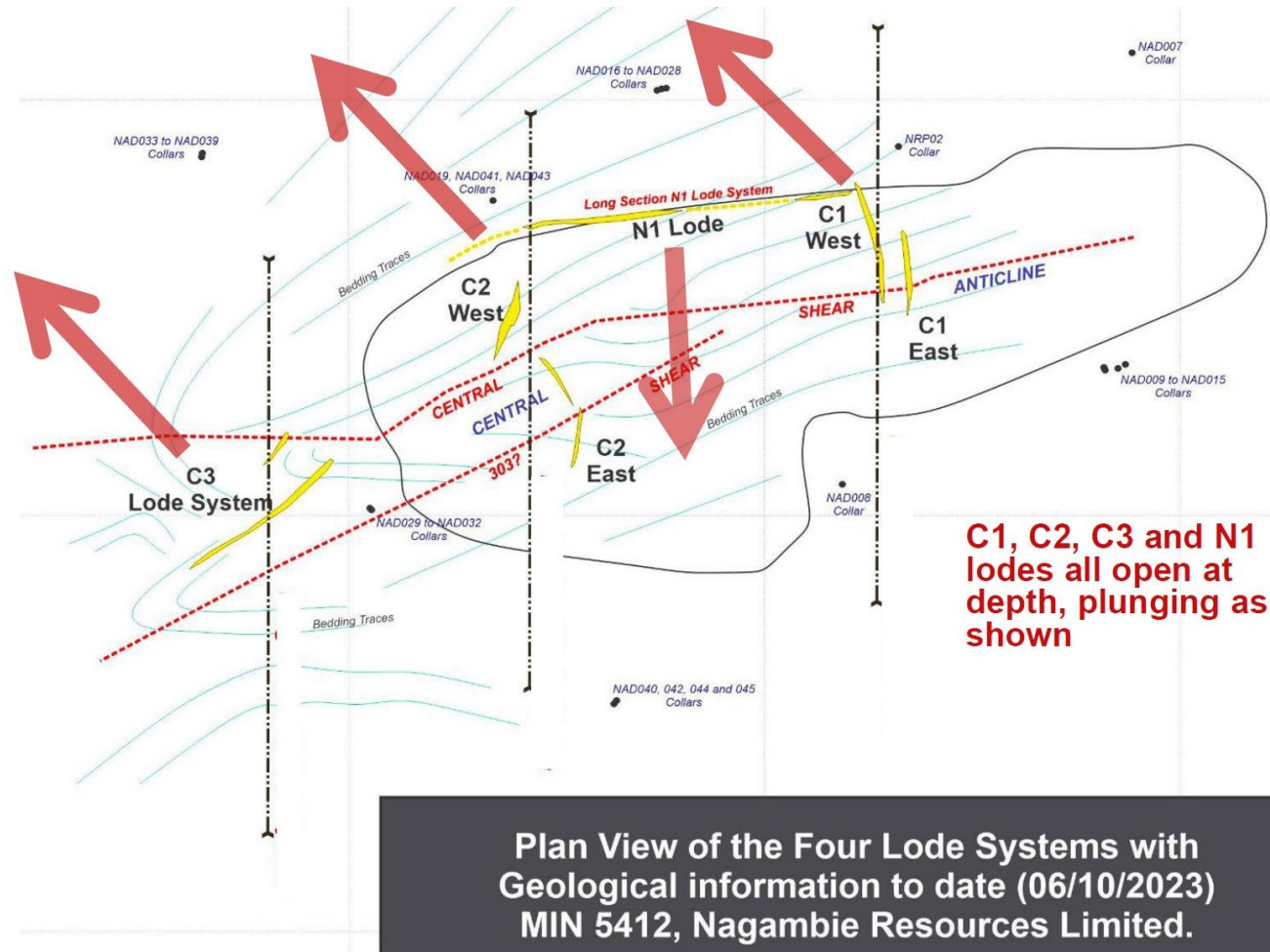
Antimony - Gold Project

Six ways to grow MRE



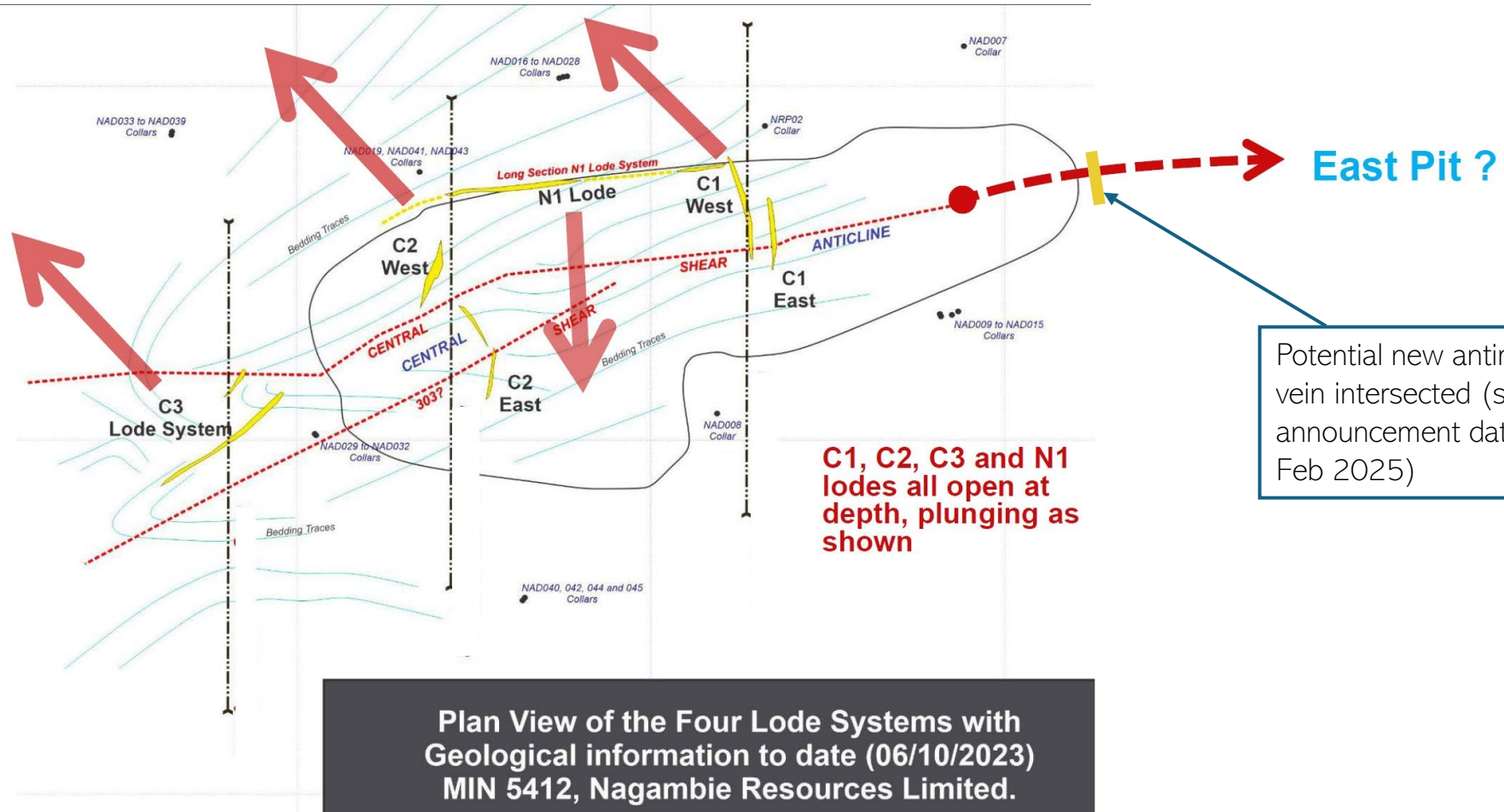
Antimony – Gold Project

Six ways to grow MRE



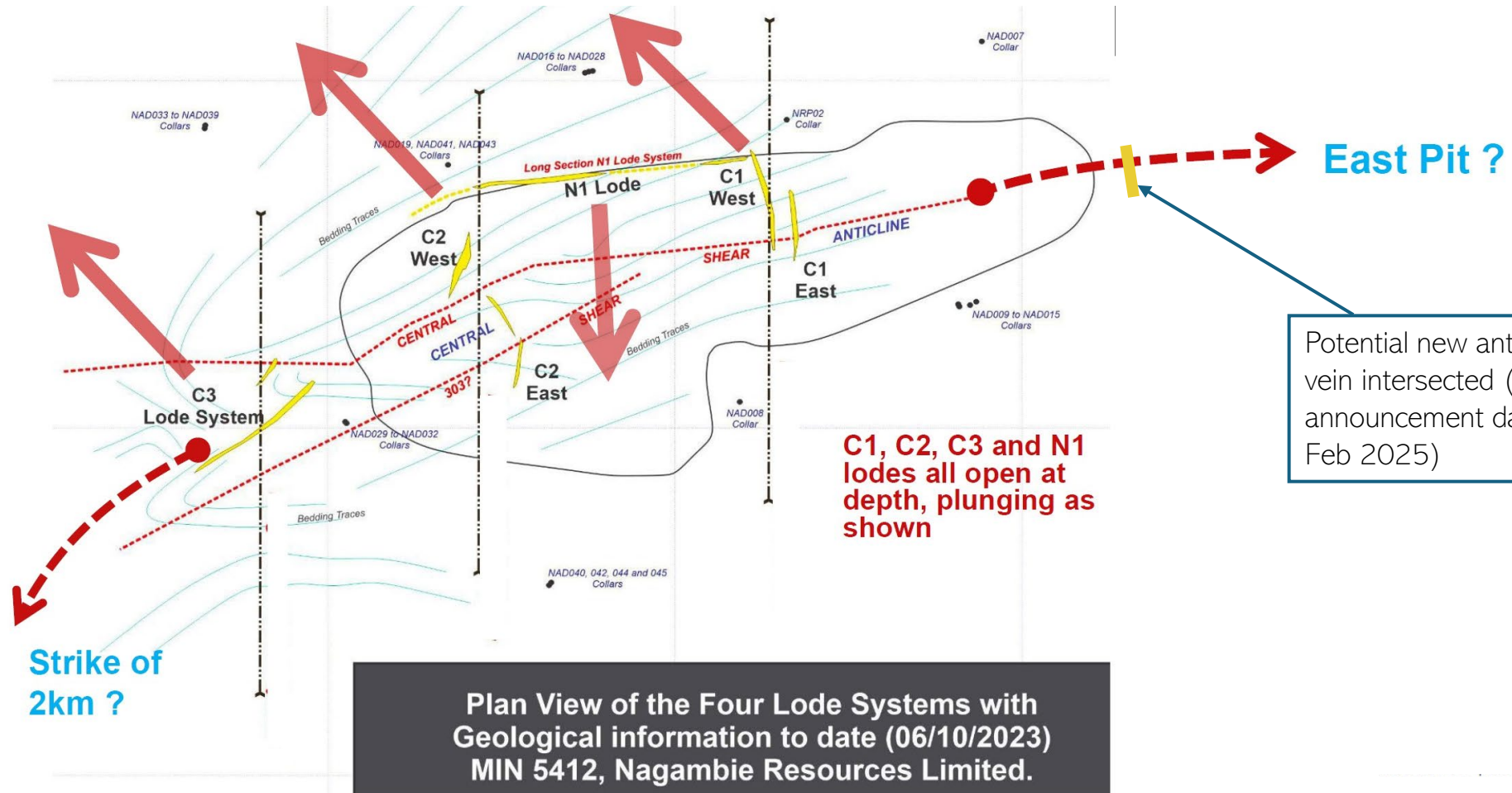
Antimony – Gold Project

Six ways to grow MRE

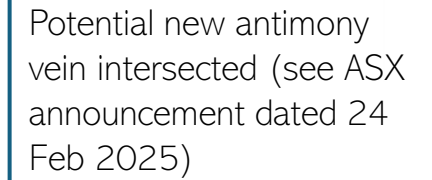


Antimony – Gold Project

Six ways to grow MRE

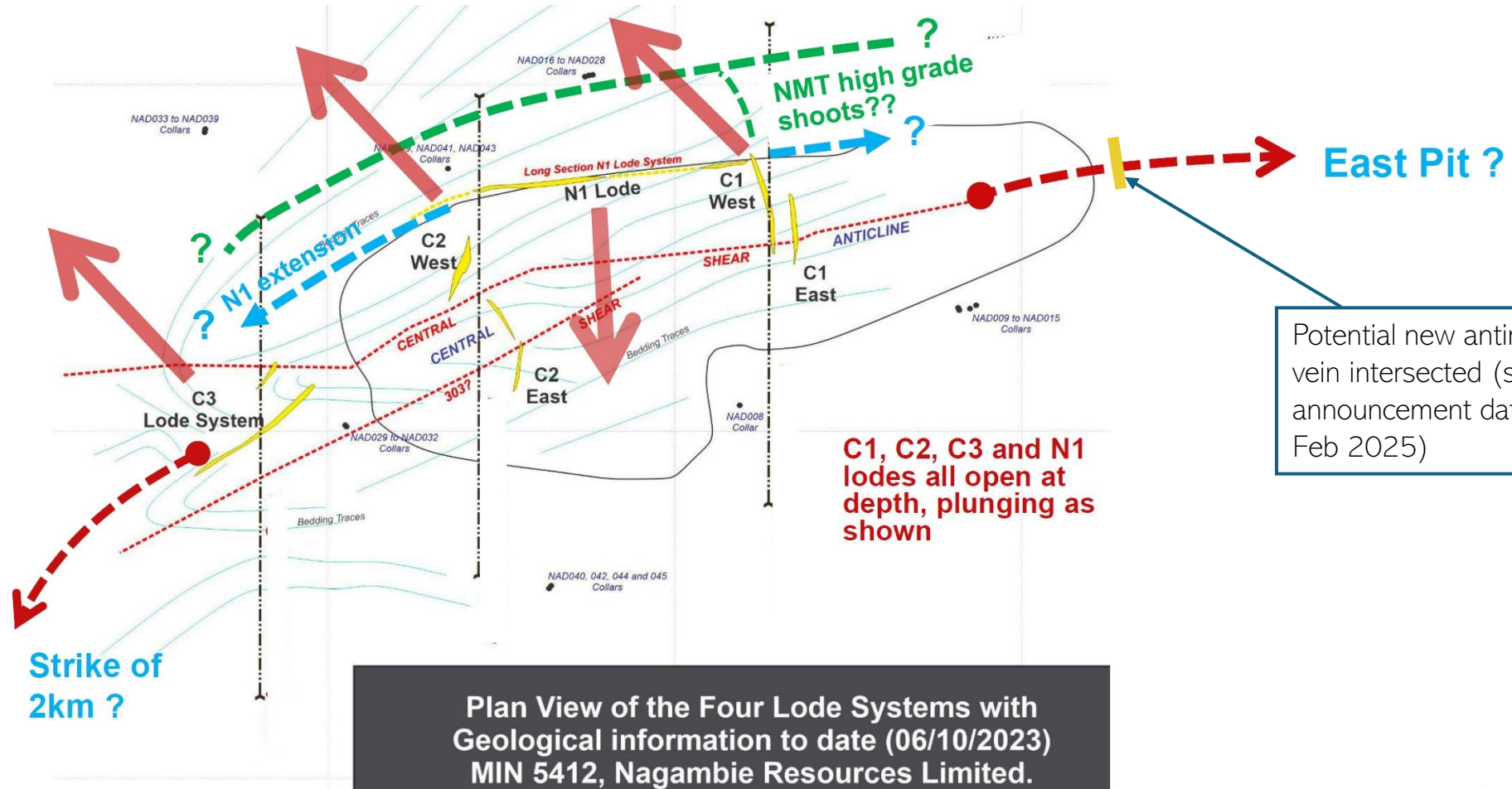


Six ways to grow MRE



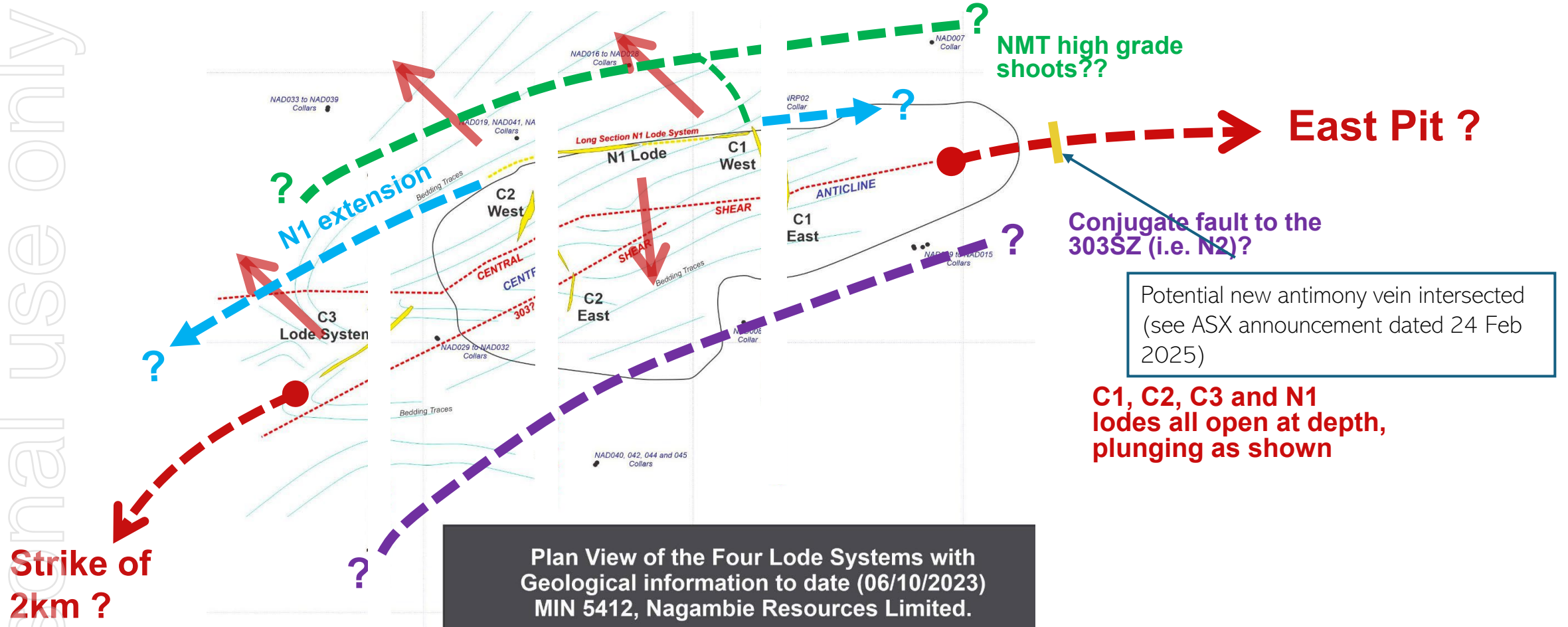
Antimony - Gold Project

Six ways to grow MRE



Antimony - Gold Project

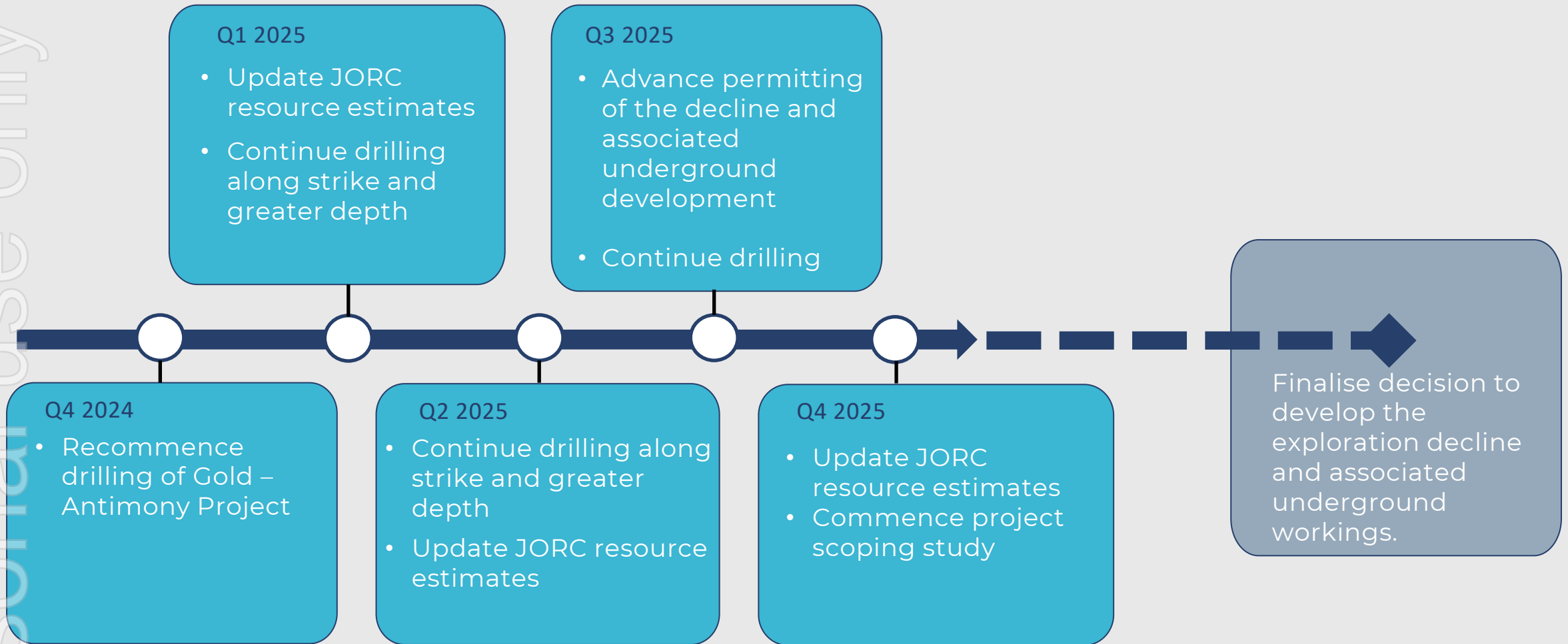
Six ways to grow MRE



ASX ANNOUNCEMENT 28 June 2024

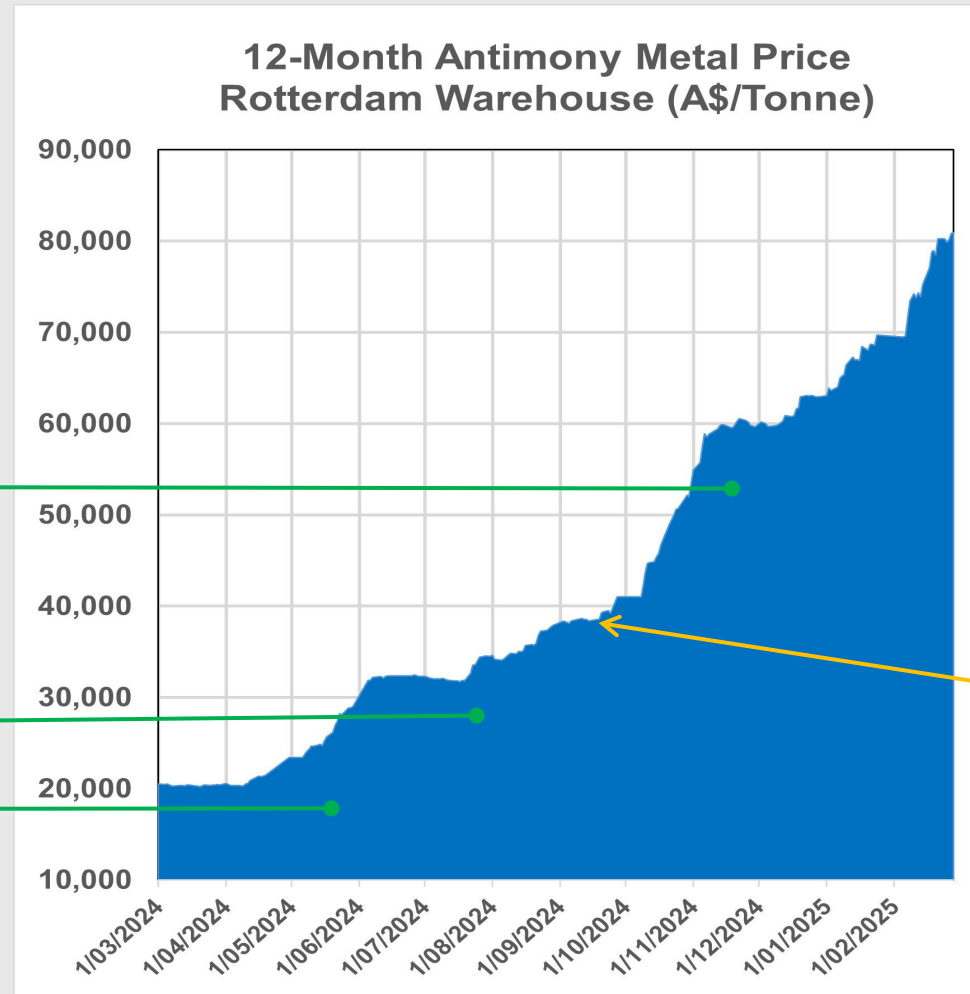
Next 12 months objectives

Focused on growing the JORC Inferred Resource



Antimony Price

Significant surge in the price of antimony



Nov 2024 Update

July 2024 Update

May 2024 - first
announcement

China implements
export controls on
antimony products

Developing a pathway to production

Nagambie Joint Venture



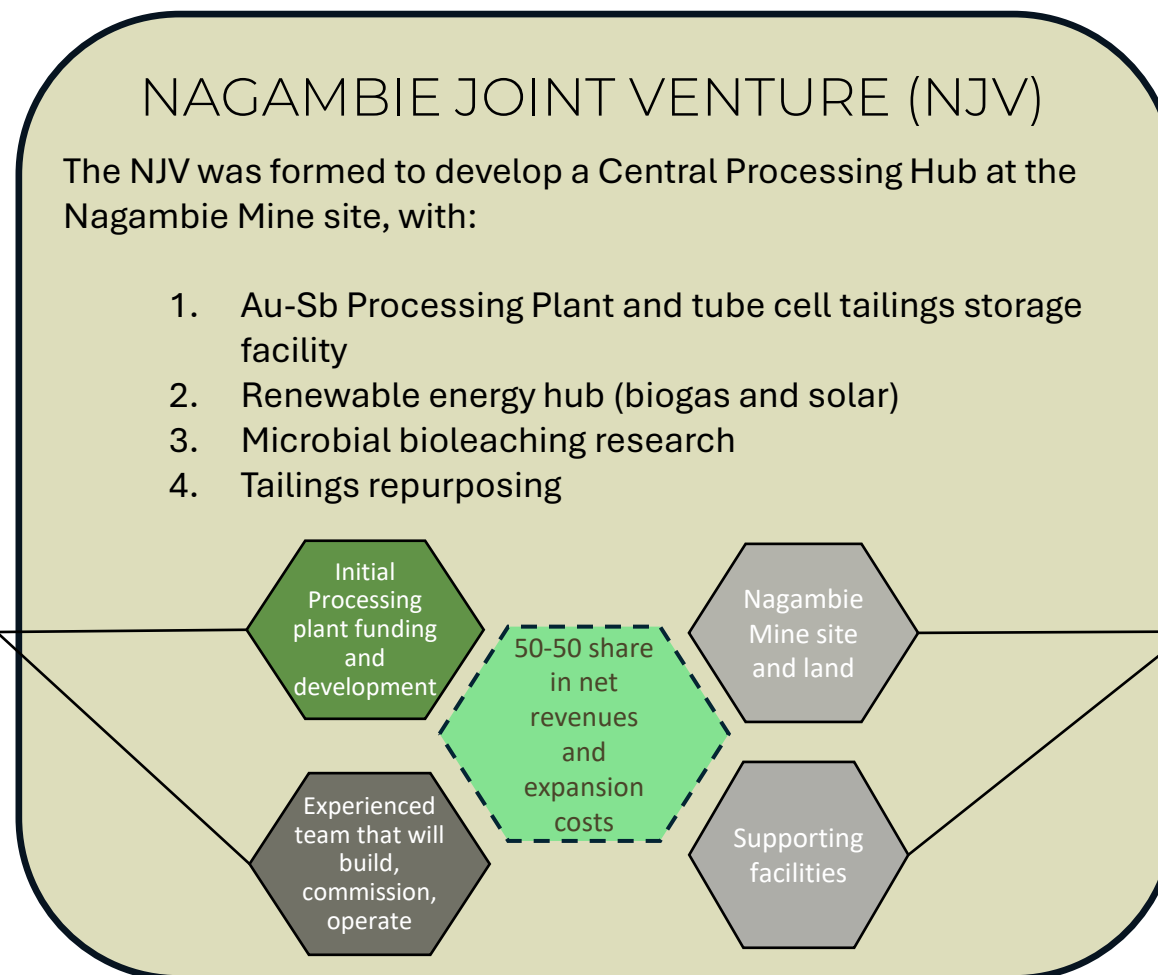
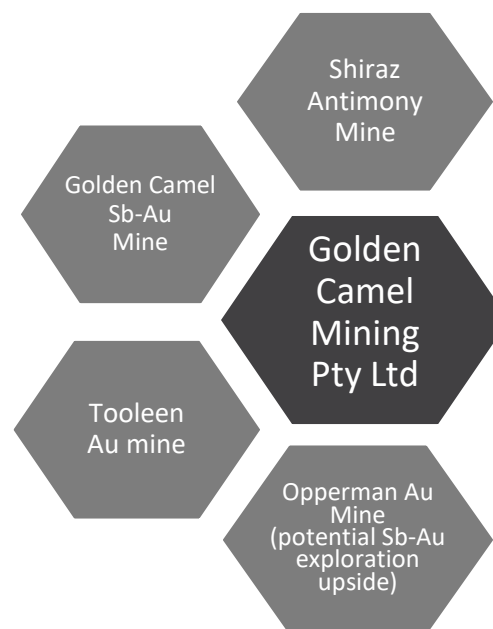
Golden Camel Mining Pty Ltd



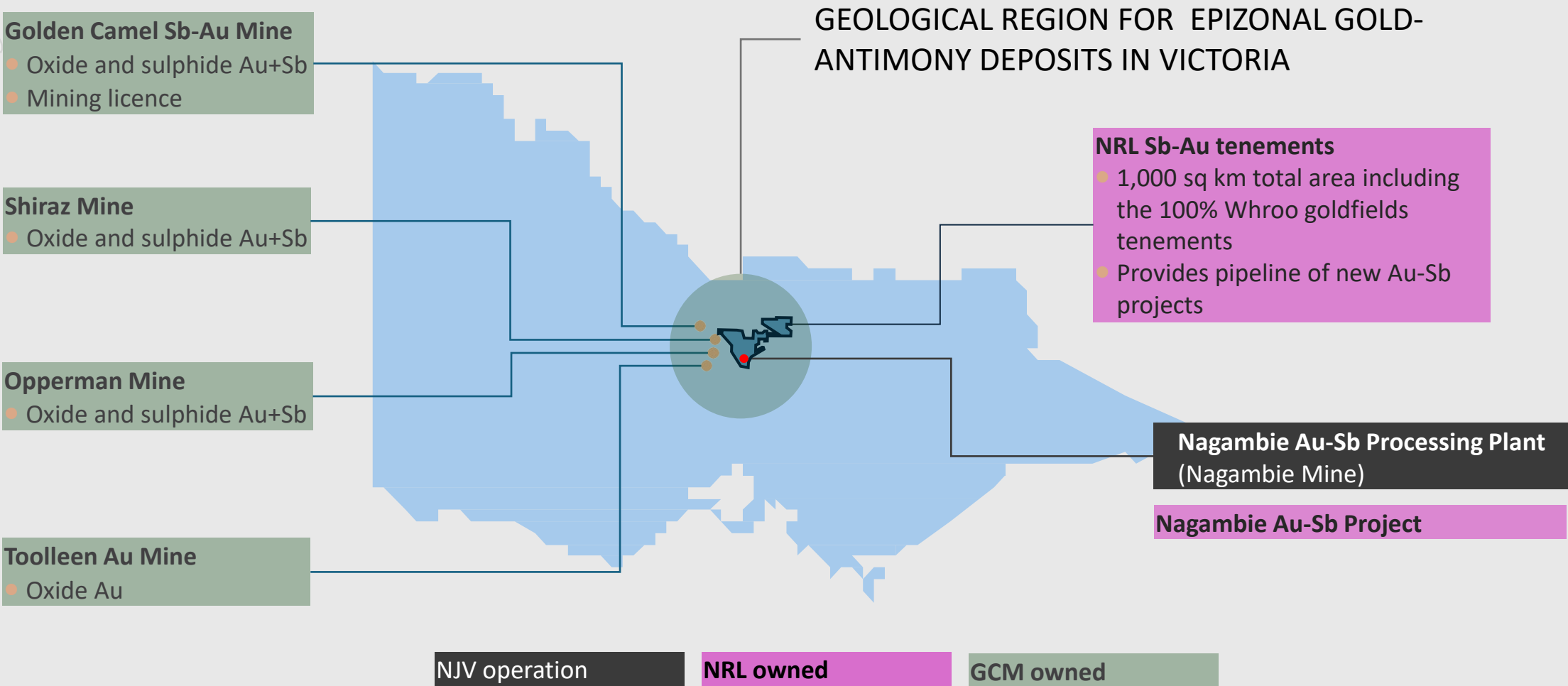
NAGAMBIE JOINT VENTURE (NJV)

The NJV was formed to develop a Central Processing Hub at the Nagambie Mine site, with:

1. Au-Sb Processing Plant and tube cell tailings storage facility
2. Renewable energy hub (biogas and solar)
3. Microbial bioleaching research
4. Tailings repurposing



Potential Feedstock Sources for NJV Processing Plant





CONTACT



533 Zanelli Road
PO Box 339 Nagambie VIC 3608



+(03) 5794 1750



www.nagambieresources.com.au