

7 March 2025

Australian Securities Exchange  
20 Bridge Street  
Sydney NSW 2000

## Coffee Microcaps Presentation

**Melbourne, Victoria | [Alcidion Group Limited](#) (ASX:ALC) Alcidion CEO and Managing Director, Kate Quirke** presented at Coffee Microcaps Results Webinar on Thursday, 6 March 2025. The attached presentation was used in support of the webinar.

The recording of the webinar will be available on the [Coffee Microcaps YouTube Channel](#) on Monday, 10 March 2025.

**#### ENDS ####**

Authorised for ASX release by the Chair of Alcidion Group Limited.

For further information, please contact:

**Investor Relations**  
[investor@alcidion.com](mailto:investor@alcidion.com)

### About Alcidion

Alcidion Group Limited (Alcidion) has a simple purpose, that is, to transform healthcare with proactive, smart, intuitive technology solutions that improve the efficiency and quality of patient care in healthcare organisations, worldwide.

Alcidion offers a complementary set of software products and technical services that create a unique offering in the global healthcare market. Based on the flagship product, Miya Precision, the solutions aggregate meaningful information to centralised dashboards, support interoperability, facilitate communication and task management in clinical and operational settings and deliver Clinical Decision Support at the point of care; all in support of Alcidion's mission to improve patient outcomes.

Since listing on the ASX in 2011, Alcidion has acquired multiple healthcare IT companies and expanded its foothold in the UK, Australia, and New Zealand to now service over 400 hospitals and 87 healthcare organisations, with further geographical expansion planned.

With over 20 years of healthcare experience, Alcidion brings together the very best in technology and market knowledge to deliver solutions that make healthcare better for everyone.

[www.alcidion.com](http://www.alcidion.com)

© Alcidion Group Limited 2025

ersonal use only



**ALCIDION**

# **Coffee Microcaps Presentation**

March 2025

# Disclaimer



The information contained in this document ("Document") has been prepared by Alcidion Group Limited ACN 143 142 410 (referred to as "Alcidion" or "Company"). This Document is current as at the date of this Document and should be read in conjunction with other Alcidion periodic and continuous disclosure announcements filed with the Australian Securities Exchange (ASX), available at [www.asx.com.au](http://www.asx.com.au).

The information in this Document is not intended to form the basis of any investment decision in relation to the Company or its assets and should not be considered as a recommendation to the Recipient to acquire securities in the Company. This Document is not a prospectus, profile statement or disclosure document and does not constitute an offer or invitation to acquire securities or otherwise invest in the Company, and no agreement to subscribe for securities will be entered into on the basis of this Document.

No representation or warranty, expressed or implied, is or will be made, and no responsibility or liability is or will be accepted by the Company, any of their respective officers, servants, agents or advisers (collectively "Limited Parties") as to or in relation to the accuracy, reasonableness, completeness or reliability of the information in this Document or any other written or oral information made available to any Recipients or their advisers. Any liability therefore is hereby expressly disclaimed. In particular, no representation or warranty is given as to the achievability or reasonableness of any future projections, management estimates or plans, prospects, returns or forecasts.

To the fullest extent permitted by law, the Limited Parties will not have any responsibility or liability for any loss or damage (whether foreseeable or not), however arising (including as a result of negligence), in relation to or in connection with the provision of this Document, the Recipient's or any other person's purported reliance on this Document, the failure to provide information of which any of the Limited Parties becomes aware or any errors in or omissions from this Document.

None of the Limited Parties makes or gives any representation, warranty or guarantee, express or implied, that the information in this Document is accurate, current, reliable or complete, has been or will be audited or independently verified, or that reasonable care has been taken in compiling, preparing or furnishing it. Various statements in this Document constitute statements relating to intentions, future acts and events including forecast financial information ("Forward Looking Statements"). Forward Looking Statements involve subjective judgment and analysis, known and unknown risks, uncertainties and other important factors that may cause those future acts, events and circumstances to differ from the way or manner in which they are expressly or impliedly portrayed herein. The Limited Parties do not make or give any representation, warranty or guarantee, express or implied, that any Forward Looking Statements will be achieved or proven correct, or that any assumptions or projections on which the Forward Looking Statements are based are reasonable. No historical financial information, forecast financial information, estimates or projections contained in this Document or any other financial information derived from that information, can be relied upon as a promise or representation, as to the past, present or the future. Past performance is not necessarily a guide to future likelihood of achievement or reasonableness of any Forward Looking Statement, forecast financial information or other forecast.

The Limited Parties do not undertake any obligation to (and expressly disclaim any obligation to) provide the Recipients with access to any additional information or to correct any inaccuracies herein which may become apparent or to disseminate any updates or revisions to any Forward Looking Statements in this Document to reflect any change in expectations in relation to any such statements or any change in events, conditions or circumstances on which any such statement is based.

This document also contains statistics, data and other information relating to markets, market sizes, market shares, market positions and other industry data pertaining to the Alcidion's business and markets. Such information is generally based on independent market and industry data or research. The Alcidion has not independently verified, and cannot give any assurances as to the accuracy and completeness of the information sourced from market and industry data or research contained herein. Accordingly, the accuracy and completeness of such information is not guaranteed. There is no assurance that any of the forecasts or projections contained in the independent market and industry data or research will be achieved. Forecasts and projections involve risks and uncertainties and are subject to change based on various factors. You should note that market data and statistics are inherently predictive and subject to uncertainty and not necessarily reflective of actual market conditions.

Neither the receipt of this Document by any person nor any information contained in it or supplied with it or subsequently communicated to any person in connection with a proposed investment in the Company constitutes, or is to be taken as constituting, the giving of investment or financial product advice (or any other advice) to any such person. Each such person should make their own independent assessment of the merits or otherwise of investing in the Company and should seek their own professional advice in respect of any future investment opportunity and not act on the basis of any matter contained in this Document. In providing this Document, the Company has not considered the objectives, financial position, taxation situation or other needs of any particular Recipient.

The distribution of this document in jurisdictions outside Australia may be restricted by law. Persons who come into possession of this document who are not in Australia, should seek advice on and observe any such restrictions. Any failure to comply with such restrictions may constitute a violation of applicable securities laws. In particular, this document does not constitute an offer to sell, or a solicitation of an offer to buy, any securities in the United States.

## Financial data

All financial amounts contained in this presentation are expressed in Australian dollars (unless otherwise stated). Any discrepancies between totals and sums of components in tables, figures and body content contained in this presentation are due to rounding. Tables, figures and body content contained in this presentation have not been amended by ALC to correct immaterial summation differences that may arise from this rounding convention.

Investors should also be aware that certain financial data included in this presentation including underlying NPAT and underlying EBIT/EBITDA and measures described as "pro-forma", are "non-IFRS financial information" under ASIC regulatory Guide 230 (disclosing non-IFRS financial information). The non-IFRS financial information financial measures do not have a standardised meaning prescribed by Australian International Reporting Standards (AIFRS) and, therefore, may not be comparable to similarly titled measures presented by other companies, nor should they be construed as an alternative to other measures determined in accordance with AIFRS. Investors are cautioned, therefore, not to place undue reliance on any non-IFRS financial measures included in this presentation.

# Alcidion: rapidly scaling, best-in-class



Healthcare software and informatics company revolutionising efficiency and quality of care

- Best-in-class, Australian-made healthcare software – now rapidly scaling as a preferred supplier in key global markets.
- 100+ clinical implementations in Australia and abroad. Lucrative, long-term contracts expected to expand in size and value as new features are deployed.
- Strong balance sheet, with more than AU \$150m revenue locked in for the five years from FY26-FY30 – and more deals imminent.
- Highly experienced team with specialist expertise translating clinical needs into technical solutions.
- Compelling lead technology - Miya platform - transforming data interoperability and software integrations to streamline patient flow, unify patient records, support clinical decision-making, and scale remote patient monitoring.

# What is Miya Precision?



First and foremost, Miya Precision is a data platform for healthcare. Miya Precision provides the foundation for the application of AI in healthcare.

## Digital Clinical Workflow

Miya Precision enables clinicians to fully coordinate patient care, tasks, alerts and communication digitally.

## Designed for AI

The platform has been designed for AI, enabling 3<sup>rd</sup> party applications to run and deliver insights to clinicians

## Operate in Real-Time

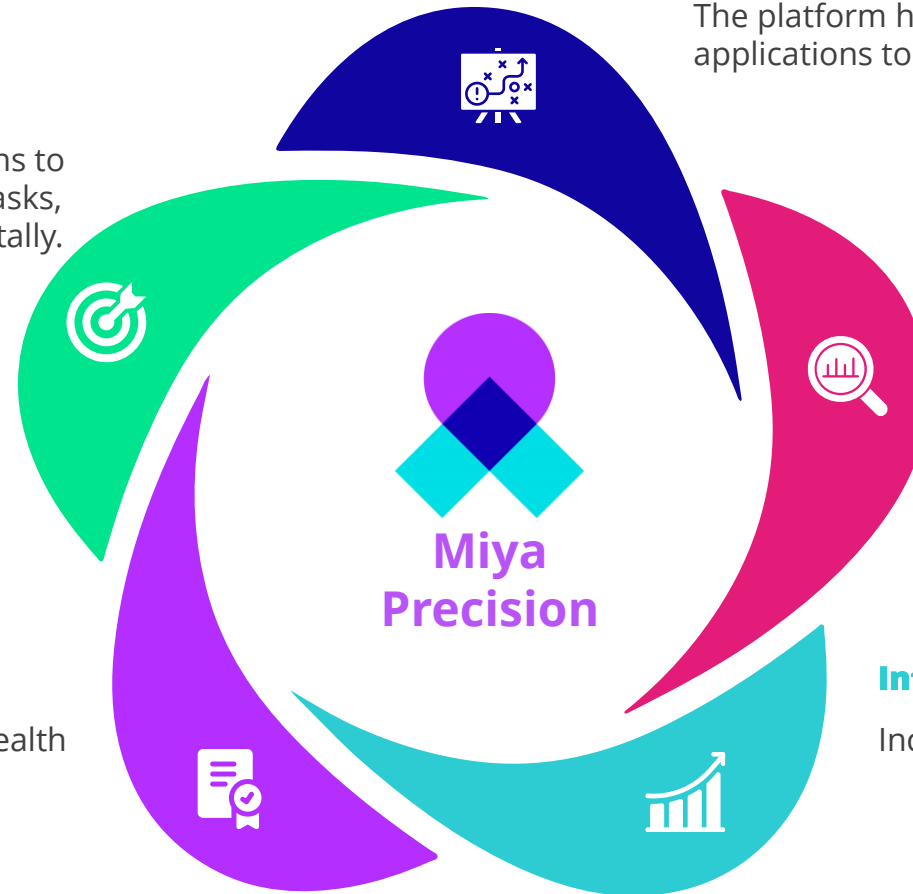
Systemwide transparency is available in real-time, showing bed availability, blockages, and critical events

## Integrate and Liberate Data

Maximise the value of exiting Health IT investments

## Intuitive User Interfaces

Incredible visualisation



ersonal use only

# The Opportunity in Australia



Significant opportunity in Australia to improve data, health system transparency and enable the future of patient care.

Time spent in major NSW emergency departments (July-September 2024)	
Westmead Hospital	387 mins
Liverpool Hospital	335 mins
Nepean Hospital	311 mins
John Hunter Hospital	305 mins

## 19 FEBRUARY 2025 Interoperability issues span neighbouring LHDs

The session's facilitator, chief digital officer of the ADHA Peter O'Halloran was concerned by the labour required of clinicians and patients to access information.

"I think if consumers knew how fragmented the health system was, they'd be horrified," he said.

"As a technologist, can I say I'm horrified with what we put clinicians and consumers through every day."

Despite some green shoots the road ahead for public hospitals remains "grim" and long, according to the latest Public Hospitals Report Card from the Australian Medical Association.

The report card – [available in full here](#) – covers the 2023–24 financial year, the most recent data available.

"We are glad to see some good news in this report card, however, there is no escaping the reality that Australia's public hospitals remain critically logjammed," said AMA federal president Dr Danielle McMullen.

**MEDIA RELEASE**

### 'Hospital exit block' costing health system billions

Published 8 February 2023

# Opportunities with the NHS

The NHS continues to face digitisation challenges, with older technology plaguing efforts to modernise the health system.

Wednesday 26 February 2025 11:54 am | Updated: Wednesday 26 February 2025 6:34 pm

## Old tech driving NHS and public sector inefficiencies



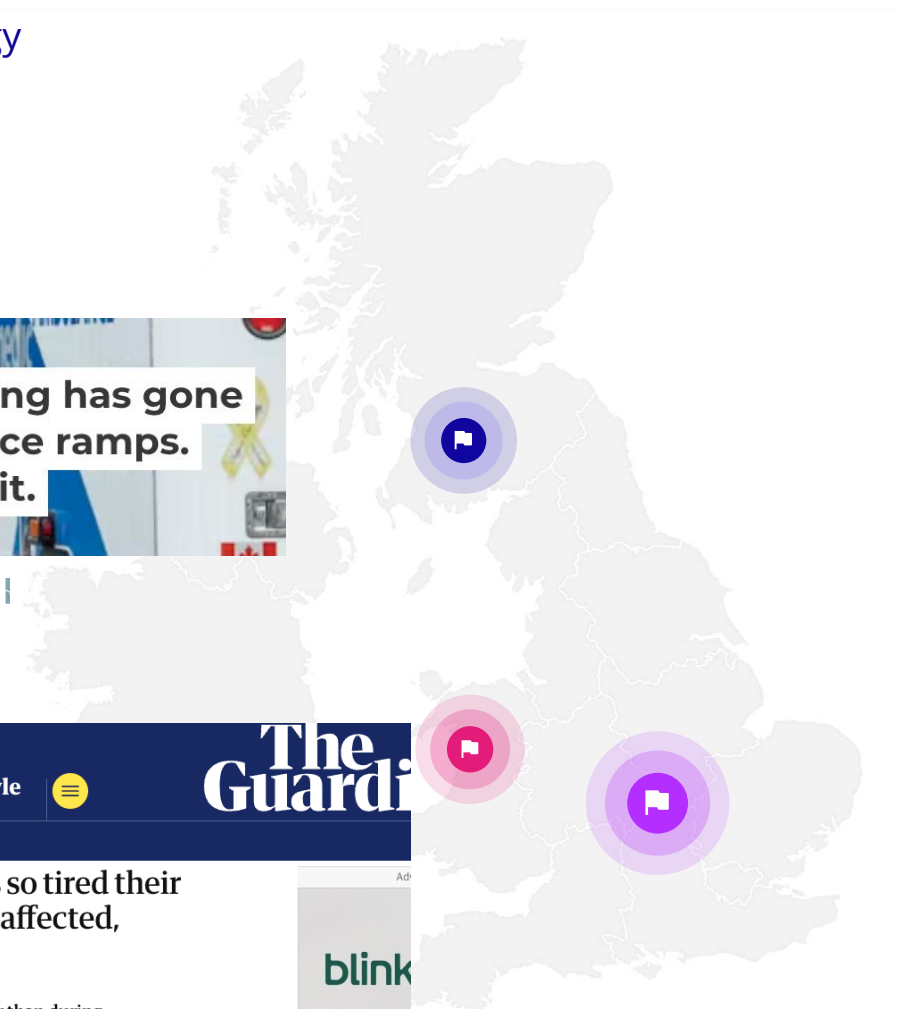
NEWS

## Labour's 10-year health service plan will open up data sharing

To save the health service, Labour is focusing on bolstering the NHS app and enabling greater sharing of patient records in England

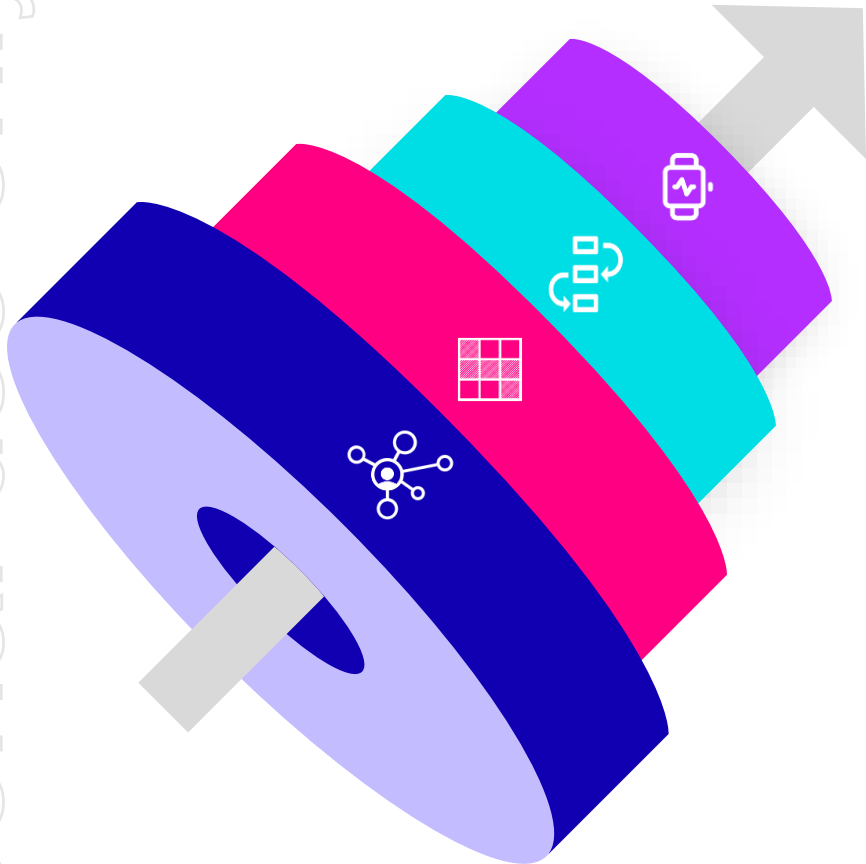
## NHS 'bed blocking' crisis laid bare: Up to one in THREE beds are taken up by medically-fit patients with nowhere to go at busiest hospitals

- An average of 13,662 patients were stuck in hospital every day in February 2024



# Miya: Solving Problems

ersonal use only



## 1) Integrating the Care Record

Creating the longitudinal record for every patient, in every setting.



## 2) Digitising Clinical Workflow

Deploying digital tools to improve efficiency, accuracy, and patient care.



## 3) Releasing Health System Capacity

Digital solutions to optimise patient journeys, resource allocation and clinical decision-making.

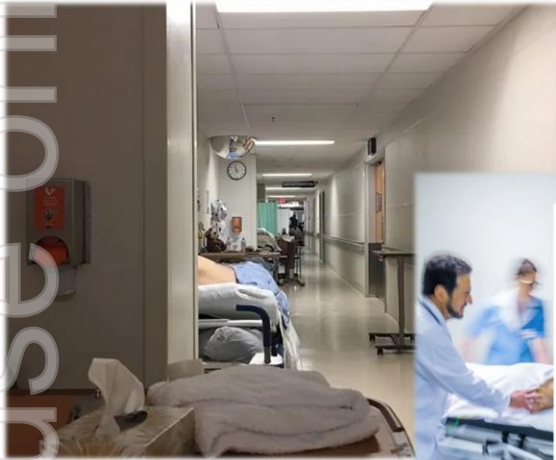


## 4) Scaling Remote Patient Monitoring

Efficient patient monitoring using automated data collection, analysis, and clinical alerting.



# Releasing Health System Capacity



Corridor care is on the rise



Ramping continues to be an issue

## Patients stuck in emergency for days

Staff at Sydney's busiest hospital have said a lack of beds is leaving some patients stuck in emergency for days, four years after taxpayers spent \$800 million on a major redevelopment.

"All the pressure that generates just blows up. Every day between about 5pm and midnight, the place is just absolutely out of control."

### Time spent in major NSW emergency departments (July-September 2024)

Westmead Hospital	387 mins
Liverpool Hospital	335 mins
Nepean Hospital	311 mins
John Hunter Hospital	305 mins
Wollongong Hospital	299 mins
Gosford Hospital	277 mins
Royal North Shore	266 mins
Prince of Wales	260 mins
RPA Hospital	248 mins
<b>NSW median</b>	<b>223 mins</b>
St Vincent's Sydney	218 mins

The Sydney Morning Herald

With Miya Precision and Miya Flow:

- We digitise clinical workflows and trigger activity which optimise patient flow
- We deliver real-time system transparency of available resources
- Independent studies show that Miya Precision can reduce length of stay and release system capacity

## Hospitals over capacity

Health systems frequently report operating at occupancy levels of ~120%.

## Shortage of GPs

Often patients turn to emergency rooms because they lack access to primary care doctors.

## Aging population

Many countries are experiencing a demographic shift with a growing elderly population.

## Increasing complexity of care

Conditions like diabetes, heart disease, cancer and mental health conditions are becoming more common.

## Staff shortages

Insufficient care workers leads to inefficiencies, increasing patient wait times and hospital stays.

## Growing Wait Lists

Delayed procedures and check-ups due to increasing wait lists are driving up the frequency of urgent hospital care.

## Stranded patients

There are insufficient beds in alternative care facilities for patients who are medically ready to leave.

## Constrained investment

Governments are unwilling to expand health system capacity with additional investment.



# Scaling Remote Patient Monitoring

## Hospitals over capacity

Hospitals are overwhelmed, making it essential to shift lower-risk cases to home care.

## Pressure to reduce cost of care

Home-based care is significantly cheaper than inpatient hospital stays.

## Focus on patient outcomes

Studies show that patients recover faster in familiar home environments, reducing stress and hospital-acquired infections.

## Chronic Disease Management

More people are living with long-term conditions that can be managed at home.

## Patient expectations

As consumer accessible devices mature, patients are demanding care services in their own home.

## Scaling the right model

Operators are struggling to scale HITH services whilst ensuring continuity across care delivery models

With Miya Precision and Miya Virtual Care:

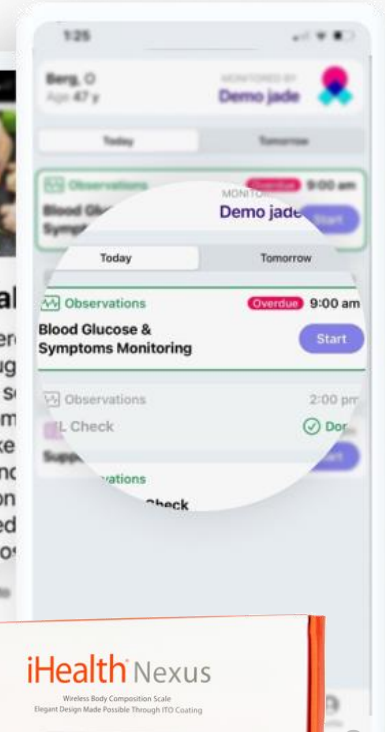
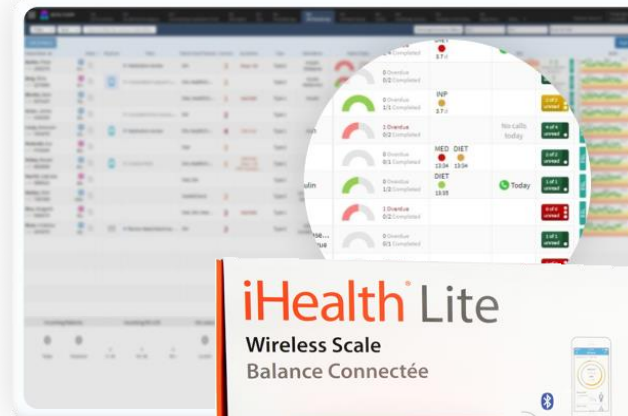


- We extend the common interface clinicians are familiar with in ward settings;
- We enable remote monitoring to occur at scale; with
- Studies showing we deliver ~20% lower cost of care

Miya Care app



Clinician Dashboard



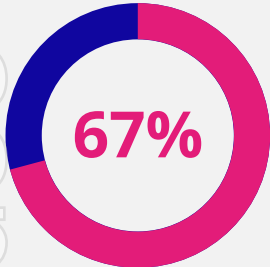
Ongoing partnership with iHealth

# Case Study: Alfred Health – Independent Study on Miya Precision Benefits



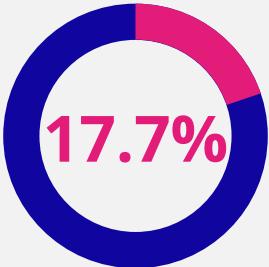
In 2023, Alfred Health introduced electronic patient journey boards (EPJBs) to 38 inpatient wards at The Alfred, Caulfield and Sandringham hospitals. As part of the deployment, the Digital Health CRC & Monash University were engaged to conduct a study on the benefits of EPJBs. The study was conducted over 12 months capturing a series of baseline metrics to compare and evaluate impact.

## 1. Efficiency in bed allocation



Digital bed allocation **decreased call duration by 67%**, highlighting transparency, process simplification, capacity improvements and freeing up resources for additional tasks.

## 2. Reduction in outliers



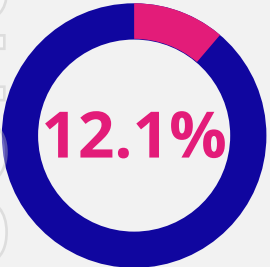
The study identified a **17.7% reduction in the number of outliers** at the point of admission, indicating improved availability of beds and visibility of both incoming patient demand and bed capacity in target wards.

## 3. Real-time patient information



**100% Alignment of Patient Information**  
FHIR-based two-way real-time integration **eliminated a 25-40% discrepancy** between EMR data and traditional whiteboards, enhancing patient safety and streamlining clinical updates.

## 4. Reductions in length of stay



During the course of the study, a consistent decline in patient length of stay (LoS) was observed, **decreasing by 12.1%** over an 18-month period from 3.15 days to 2.77 days.


## 5. Discharge planning improvement



100% of patient records now include an Estimated Date of Discharge (EDD), up from a baseline of 61%. Changes to EDDs require a reason, aiding analysis of discharge forecast accuracy and continuous improvement.

## 6. Consistency in ways of working

From 30 different ways of working



To 9 variations of EPJB tailored to the clinical workflow (with 80% commonality)

# For an 800-bed healthcare system...



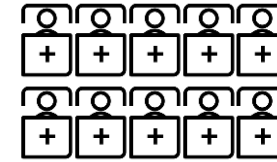
Released Nursing Time



Released Physician Time



Released Non-clinical Time



Released Capacity



Released Operational Cost

How much capacity have we released?

321,235 hours  
(165 FTEs)

408,220 hours  
(209 FTEs)

27,397 hours  
(14 FTEs)

35,375  
bed days  
(97 beds)

3,002,125  
documents  
digitised

What is the estimated value to the system?

\$8-12m

\$16-20m

\$0.8-1.0m

\$30-150m

\$0.85m

**Estimated Value: \$55.6-183.9m**

Estimated value of annual benefits for an 800-bed provider using the full suite of Alcidion modules



More than 1000 trees saved

# H1 FY25 – Summary

**\$17.6M**

H1 FY25 revenue

Down 7% on pcp<sup>1</sup>, as expected due to lower product implementation revenue as project work for Leidos Australia nears completion

**\$18.3M**

H1 New TCV<sup>2</sup> sales

Includes both contracted & renewal:

Hume (AUS)  
NALHN (AUS)  
Peninsula Health (AUS)  
Sydney LHD (AUS)  
Northumbria (UK)

**\$61M**

FY25 YTD New TCV sales

Highest new TCV signed in Company's history

H1 contracts, plus:  
Hywel Dda  
North Cumbria

**\$39.5M**

FY25 contracted revenue

Includes Hywel Dda & North Cumbria

Minimum \$8M from NCIC, predominantly licence fees

**\$0.5M**

Underlying EBITDA

Material improvement of \$3.3M vs. H1 FY24

Confident of being EBITDA and cashflow positive in FY25

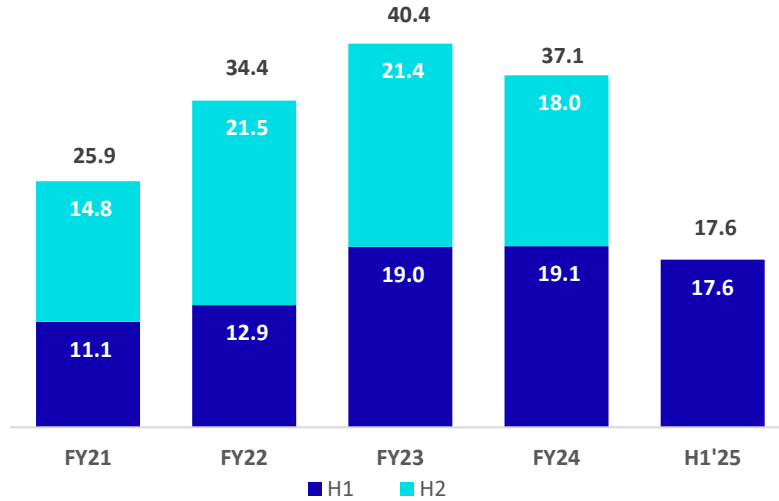
(ALC does not capitalise any R&D)

1. Comparisons are to prior corresponding period (1H24)  
2. Total Contract Value and includes both contracted and scheduled renewals. Does not include Hywel Dda or North Cumbria.  
3. Underlying EBITDA = EBITDA excluding one-off restructure costs and share based payments)

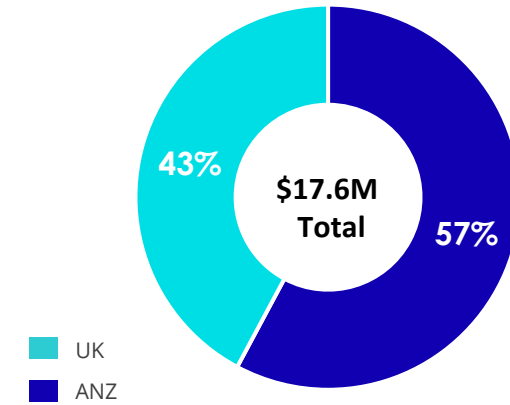
# Revenue Dashboard



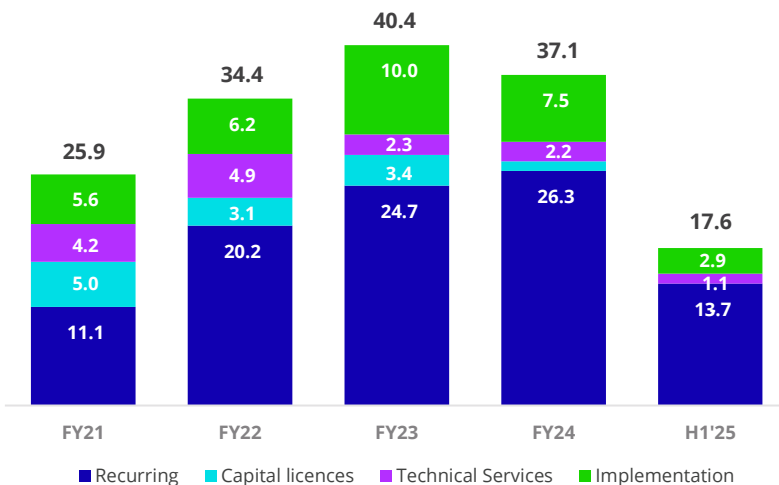
H1 vs H2 Revenue Split (\$M)



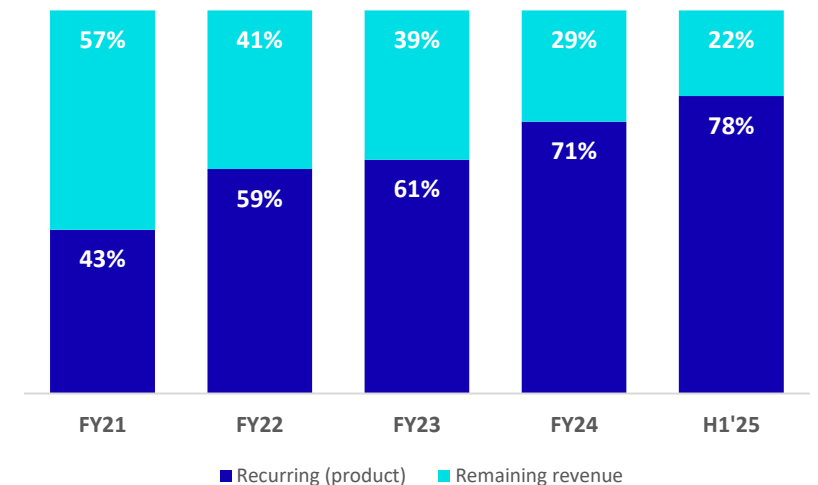
Geographical Split (%)



Revenue Category Breakdown (\$M)



Recurring (product) / Total Revenue (%)



# Notable Contract Wins & Renewals



New contracts reinforce modular strategy, catering to needs of customers as they enhance their digital maturity



## Hume Rural Health Alliance (AUS)

- TCV of \$4.0m over 5 years
- Miya Precision deployed as an enterprise digital platform across multiple sites in regional Victoria with a focus on patient flow and virtual care
- Potential for module expansion in future periods



## Hywel Dda (Wales)

- TCV of \$5.5M over 5 years (with 2-year option to extend, increasing TCV to \$7.7m)
- Miya Precision – Patient Flow, Observations & Assessments and Smartpage
- First customer in Wales and won via a competitive tender process



## North Adelaide Local Health Network (AUS)

- TCV of \$4.5M over 5 years
- Miya Precision deployed across portfolio of the South Australian Department for Health and Wellbeing
- Contract won via a competitive tender process



## Peninsula Health (AUS)

- TCV of \$3.7m over 5 years
- Miya Precision deployed as an electronic patient flow management solution within all Peninsula Health sites.
- Platform integrated with the existing EMR highlighting Alcidion's ability to integrate with existing solutions

# EPR Validation: North Cumbria



Signed contract with North Cumbria Integrated Care NHS Foundation Trust (NCIC) for new EPR platform solution

## Contract Signed - Overview

- Selected following a competitive tender process
- Deploy Miya Precision encompassing full suite offering incl. Silverlink PCS
  - NCIC is an existing Alcidion customer utilising Silverlink PCS PAS
- Solution will provide clinicians real-time access to patient records while streamlining patient flow & improving clinical decision-making processes

## Key Contract Terms

**10 years**

Contract duration

**A\$37.5M**

Total Contract Value (TCV)

**Q3 FY25**

Targeted deployment

## Traction in UK EPR Market

- 2<sup>nd</sup> UK EPR contract following 10 year \$23m extension of South Tees contract signed in Dec-23.
  - Optionality for additional modules; if selected would add TCV of \$10m+ and thus similar size to NCIC
- NCIC and South Tees provide two good reference points as to the shape and size of various EPR contracts



## NCIC - Overview

- Provides care for approx. half a million people in the North of the UK
- Hospital & community care provided across:
  - 2 acute care hospitals
  - 8 community-based hospitals
  - 8 Integrated Care Communities (ICC)

# High Value, Long-Term Customers



**Alfred Health**  
*Electronic Patient Journey Boards*



**Western Health**  
*Patient Flow, Command Capability*



**NT Health**  
*Patient Flow & Command Capability*



**South Tees NHS Trust**  
*EPR, Flow & Noting*



**Australian Defence Force**  
*Longitudinal Health Record*



**Sydney Virtual Hospital**  
*Virtual Care & Remote Patient Monitoring*

# Bright Path Ahead




FY25 contracted revenue signed to date will result in full year revenue growth (vs. FY24) and positive EBITDA and cashflow

---

- As of 31 December 2024, minimum FY25 contracted revenue of \$39.5M
  - Confident of delivering a positive EBITDA and cashflow result for the full year FY25
  - Strong momentum building for our solutions across existing markets
  - Alcidion able to demonstrate referenceability across our core products in all our key markets; important role in the selection criteria
  - Long, stable engagements with negligible churn
  - Option for new geographies
  - Cash balance of \$7.7M and no debt at 31 December 2024, heading into H2 which is a strong period for cash collections
-

ersonal use only



**ALCIDION**