

# **MAGMATIC RESOURCES**

**Magmatic Resources Limited**

**ABN 32 615 598 322**

**Half Year Financial Report – For the period ended  
31 December 2024**

For personal use only

Table of Contents

**Corporate Directory** ..... 3

**Directors’ Report**..... 4

**Auditor’s Independence Declaration** ..... 18

**Consolidated Statement of Profit or Loss and Other Comprehensive Income** ..... 19

**Consolidated Statement of Financial Position**..... 20

**Consolidated Statement of Changes in Equity** ..... 21

**Consolidated Statement of Cash Flows** ..... 22

**Notes to the financial statements**..... 23

**Directors’ Declaration**..... 29

**Independent Auditor’s Review Report to the members** ..... 30

**Magmatic Resources Limited**  
**Corporate Directory**

**Board of Directors**

David Berrie – Non-Executive Chairman  
David Richardson – Managing Director  
Christine Nicolau – Non-Executive Director (Appointed 16 October 2024)  
Malcolm Norris – Non-Executive Director (Appointed 16 October 2024)

**Company Secretary**

Andrea Betti  
Anthea Acomb

**Registered Office and Principal Place of Business**

**Registered Office**

Level 2  
22 Mount Street  
Perth WA 6000

**Principal Place of Business**

14 Edward Street  
Orange NSW 2800

**Share Registry**

Computershare Investor Services Pty Ltd  
Level 17, 221 St George's Terrace  
Perth WA 6000  
Tel: 1300 850 505

**Auditors**

BDO Audit Pty Ltd  
Level 9  
Mia Yellagonga Tower 2  
5 Spring Street  
Perth WA 6000

**Securities Exchange Listing**

The securities of Magmatic Resources Limited are quoted on the Australian Securities Exchange under the trading code MAG.

**Magmatic Resources Limited**  
**Directors' report**  
**31 December 2024**

**Directors' Report**

The Directors present their report, together with the financial statements, on Magmatic Resources Limited (Magmatic or the Company) (ASX:MAG) and its wholly owned subsidiaries, Modeling Resources Pty Ltd (Modeling) and Landslide Investments Pty Ltd (Landslide), together the Group, for the period ended 31 December 2024.

**Directors**

The following persons were directors of the Company during the whole of the period and up to the date of this report, unless otherwise stated:

David J Richardson

Adam R McKinnon (resigned 20 December 2024)

David W Berrie

Christine Nicolau (appointed 16 October 2024)

Malcolm Norris (appointed 16 October 2024)

**Company Secretary**

Andrea Betti

David W Berrie (resigned 28 October 2024)

Anthea Acomb (appointed 04 November 2024)

**Principal activities**

The principal activity of the Group during the financial period was mineral exploration.

**Dividends**

There were no dividends paid, recommended or declared during the current or previous financial period.

**Operating results**

The comprehensive loss for the period for the Group after providing for income tax amounted to \$1,615,407 (31 December 2023: \$2,002,553).

**Corporate**

Securities Issued and Cancelled

On 31 October 2024, the Company cancelled 1,250,000 unlisted options, exercisable at \$0.15 expiring on 31 October 2024, which had lapsed on that date.

On 4 December 2024 the Company issued 2,500,000 unlisted options exercisable at \$0.059 and expiring 4 December 2027 under the Company's employee incentive scheme.

On 31 December 2024, the Company cancelled 4,050,000 unlisted options, exercisable at \$0.1452 and 1,950,000 unlisted options, exercisable at \$0.1936, all expiring on 31 December 2024, which had lapsed on that date.

On 20 December 2024 the Company cancelled 10,000,000 unlisted options, exercisable at \$0.1002 expiring on 31 May 2025, in accordance with the Company's employee incentive scheme upon an employee's resignation.

On 31 December 2024 the Company cancelled 750,000 unlisted options, exercisable at \$0.092 expiring on 08 December 2026, in accordance with the Company's employee incentive scheme upon an employee's resignation.

Appointment of new Directors and Joint Company Secretary

Ms Christine Nicolau and Mr Malcolm Norris were appointed Non-executive Directors on 16 October 2024 and on 28 October 2024 Mr David Richardson replaced Dr Adam McKinnon as Managing Director, and Ms Anthea Acomb was appointed joint Company Secretary replacing Mr David Berrie who was appointed non-executive Chairman on that date.

On 26 July 2024 the Company changed the location of its registered office to Level 2,22 Mount Street Perth, WA 6000.

## **Review of operations**

Magmatic Resources Limited ("Magmatic" or the "Company")(ASX: MAG) is a gold and copper explorer that listed on the ASX in May 2017, following the acquisition from Gold Fields Limited of an advanced portfolio in the East Lachlan region of New South Wales. Gold Fields had completed a major phase of target generation across four main projects (Wellington North, Parkes, Myall, Moorefield), identifying over 60 targets.

East Lachlan has an endowment of more than 85 million ounces of gold and 14 million tonnes of copper (Phillips 2017, Evolution 2023, Newcrest 2023). It is home to Newmont's Cadia Valley District, which includes the Cadia East Mine, Australia's largest gold mine. The Northparkes copper-gold mine (Evolution/Sumitomo) and Cowal Mine (Evolution Mining) are also major long-life gold-copper mining operations in the region. Alkanes Boda/Kaiser Au-Cu discovery is one of the largest recent discoveries in Australia.

In 2021 MAG demerged its wholly owned subsidiary Australian Gold and Copper Limited (AGC) along with its Moorefield orogenic gold project. AGC also acquired two other NSW gold-base metals projects and listed on the ASX in January 2021 and Magmatic remains a strategic investor in AGC.

Magmatic's three key projects **Myall, Wellington North, and Parkes** are strategically positioned near major mining operations and recent discoveries.

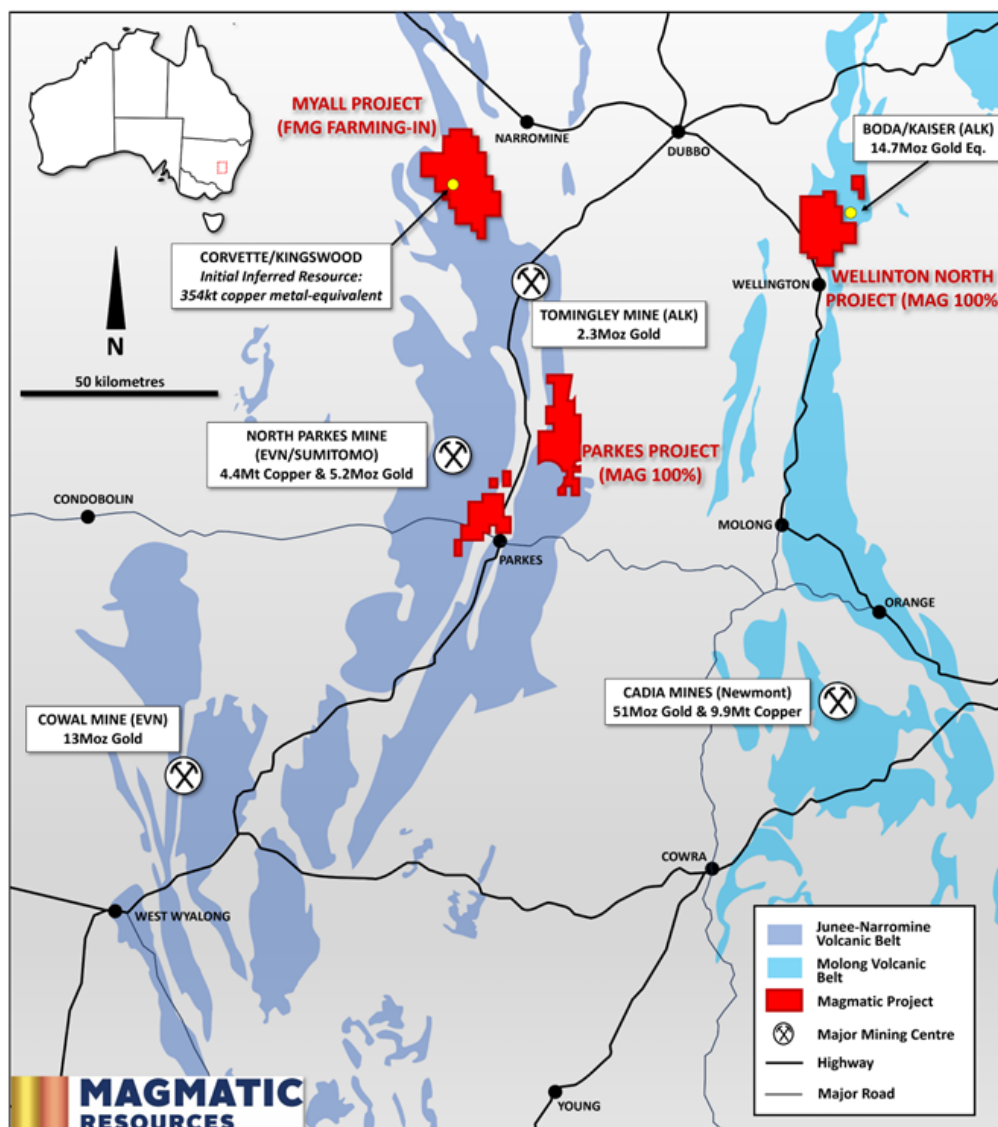


Figure 1. Magmatic's projects in the East Lachlan region of NSW.

Magmatic's three **Wellington North** licences effectively surround the recent 14.7Moz AuEq Boda discovery (ASX ALK 14 Dec 2023). The Bodangora licence is located ~2km from Boda and encompasses the historic Bodangora Gold Field, where high grade gold mining occurred with recorded production of 230,000 ounces @ 26g/t Au between 1869-1917.

The Company also holds a strategic position in the Parkes Fault Zone (**Parkes Project**), immediately south from Alkane's Tomingley Gold Mine and recent Roswell and San Antonio gold discoveries.

The **Myall Copper-Gold Project** covers the northern extension of the Junee – Narromine Volcanic Belt, located ~50km north and along strike from Northparkes Cu-Au mining district (Evolution/ Sumitomo).

In July 2023 the **Company released a maiden Inferred Mineral Resource Estimate** for the Corvette and Kingswood Prospects of 110Mt at 0.33% CuEq, containing 293kt of copper, 237koz of gold and 2.8Moz of silver, equating to 354kt of copper metal-equivalent.

Magmatic entered into a 6 year/\$14m Farm-in and Joint Venture agreement with **FMG Resources Pty Ltd (Fortescue)** for the Myall Project in March 2024, and Magmatic is the operator for the initial earn-in period of up to 4years and \$6m expenditure (ASX MAG 8 March 2024).

**Magmatic Resources Limited**  
**Directors' report**  
**31 December 2024**

During the half-year ended **31 December 2024**, Magmatic undertook significant exploration programs, including:

- Diamond drilling commencement at Myall,
- RC drilling at Wellington North and
- Soil sampling at Parkes.

The Company remained well-funded, with \$6.014M cash at hand at the end of the period.

### **Investments**

Magmatic has a 2.2% interest in Australian Securities Exchange listed Australian Gold and Copper Limited (AGC).

AGC listed on the Australian Securities Exchange (ASX) in January 2021 after a demerger of Magmatic's Moorefield orogenic gold project and the acquisition of two other NSW based gold and polymetallic projects.

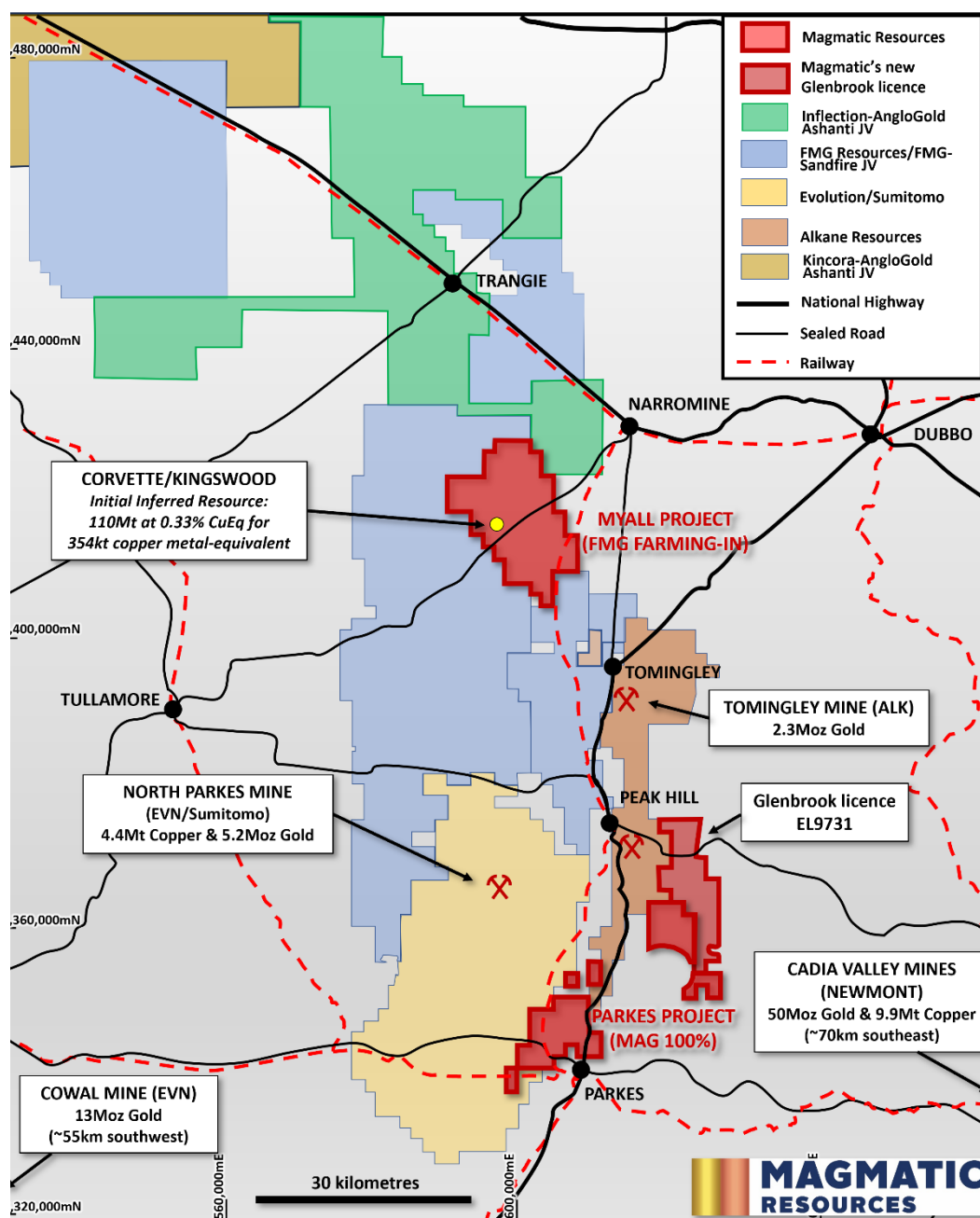
For personal use only

**Exploration Overview**

**Myall Project (Farm-in and JV with Fortescue)**

*Magmatic Resources 100%, FMG Resources Pty Farming-in*

The Myall Project (244km<sup>2</sup>) covers the northern extension of the Junee-Narromine Volcanic Belt and is located approximately 60km north along strike of the Evolution/Sumitomo-owned Northparkes copper-gold Mine (**Figure 1**), a world-class porphyry copper-gold operation with current combined Resource and Reserves of **628Mt at 0.55% Cu & 0.21g/t Au** (CMOC, 2023). The mineralisation at Northparkes occurs in a cluster of deposits, with at least 22 porphyry copper-gold systems discovered in the mining district to date (Hoye, 2022). The deposits are associated with coherent, multi-kilometre scale basement copper anomalism, with Myall hosting copper anomalism at a similar grade and over a similar area.



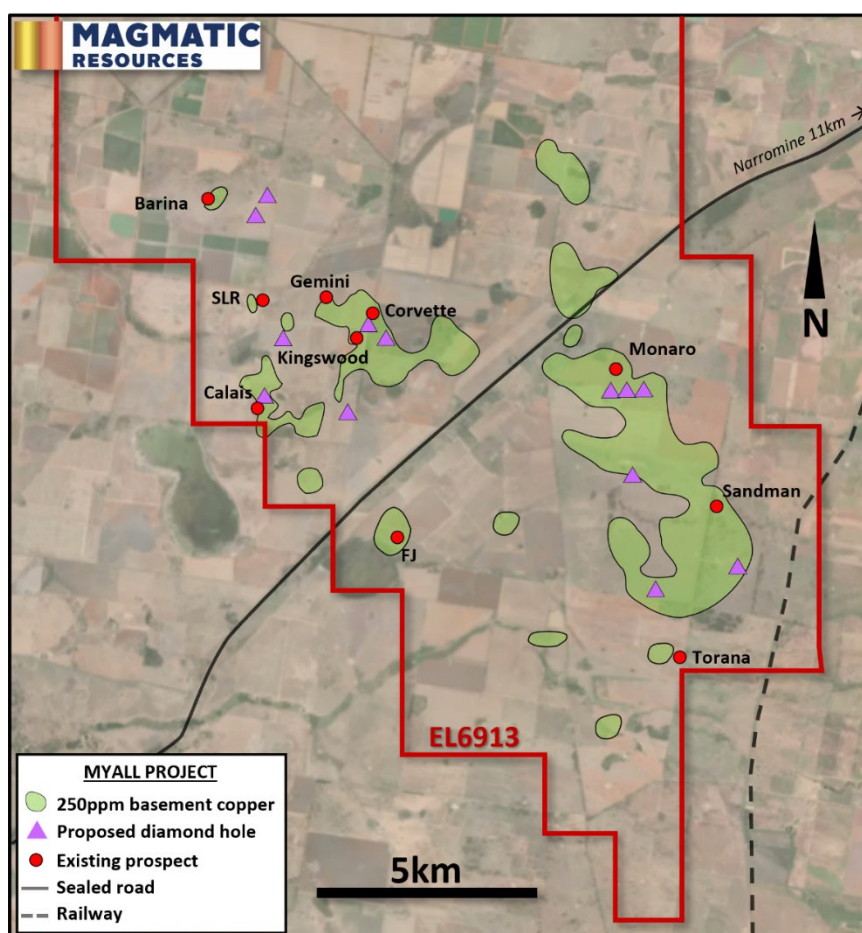
**Figure 2 .** Location of the Myall Project showing selected tenement holdings from other major explorers and miners in the region, along with road and rail infrastructure and major towns (modified after ASX MAG 11 July 2023).

In 2023 the Company reported a **maiden Inferred Mineral Resource Estimate (MRE)** for the Corvette and Kingswood deposits (ASX MAG 11 July 2023) at Myall comprising **110Mt at 0.27% Cu, 0.07g/t Au, 0.8g/t Ag & 10ppm Mo (Figures 3 & 4)**. The Inferred Resources have a contained metal content of **293kt copper, 237koz gold & 2.8Moz silver, equating to 354Kt copper metal-equivalent**. The MRE was reported at a 0.20% copper-equivalent cut-off, with the equivalency being derived from initial metallurgical test work conducted during the previous quarter (ASX MAG 30 May 2023).

Key activities during the half-year:

- **The Myall Farm-in and JV with Fortescue was advanced** with the design of **13 diamond drill holes totalling 3,000 metres (Figure 3)** (ASXMAG 27 November 2024). The program will target the Corvette and Kingswood prospects as well as regional targets including Barina and Monaro.
- **Resampling of historic drill core:** The first phase of work was completed, providing expanded geochemical and hyperspectral data coverage across the project.
- **Drilling commencement:** Drilling was delayed due to adverse weather conditions, however the rig was finally mobilised in December, and drilling recommenced on Jan 2<sup>nd</sup> after the Christmas break.

Drilling continued into the current quarter, with results expected to be released in late March 2025.



**Figure 3.** Plan of the Myall project area showing basement copper anomalism above 250ppm (green) with proposed locations for the upcoming diamond drill holes (purple).

**Wellington North Project**

*Magmatic Resources 100%*

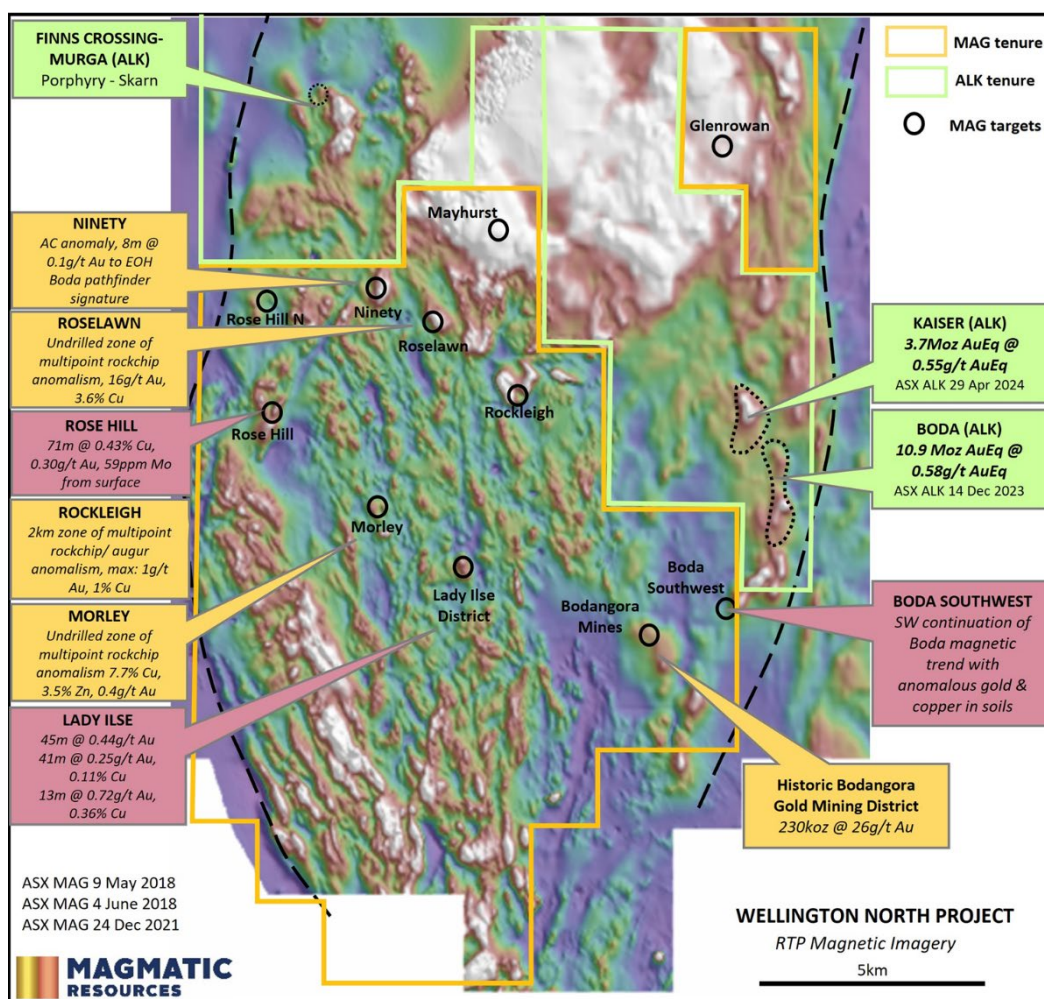
The project covers the northern extension of the Molong Volcanic Belt, located north of Newmont's giant Cadia Valley mines, and immediately adjacent to Alkane's Boda gold-copper discovery (ASX:ALK).

The project includes the historic Bodangora Gold Field, where 230,000 ounces at ~26g/t Au were produced from 1869-1917 (ASX MAG 17 May 2017) and an extensive portfolio of Boda-style gold-copper and Bodangora-style high grade gold targets (**Figure 4**).

Key activities during the half-year:

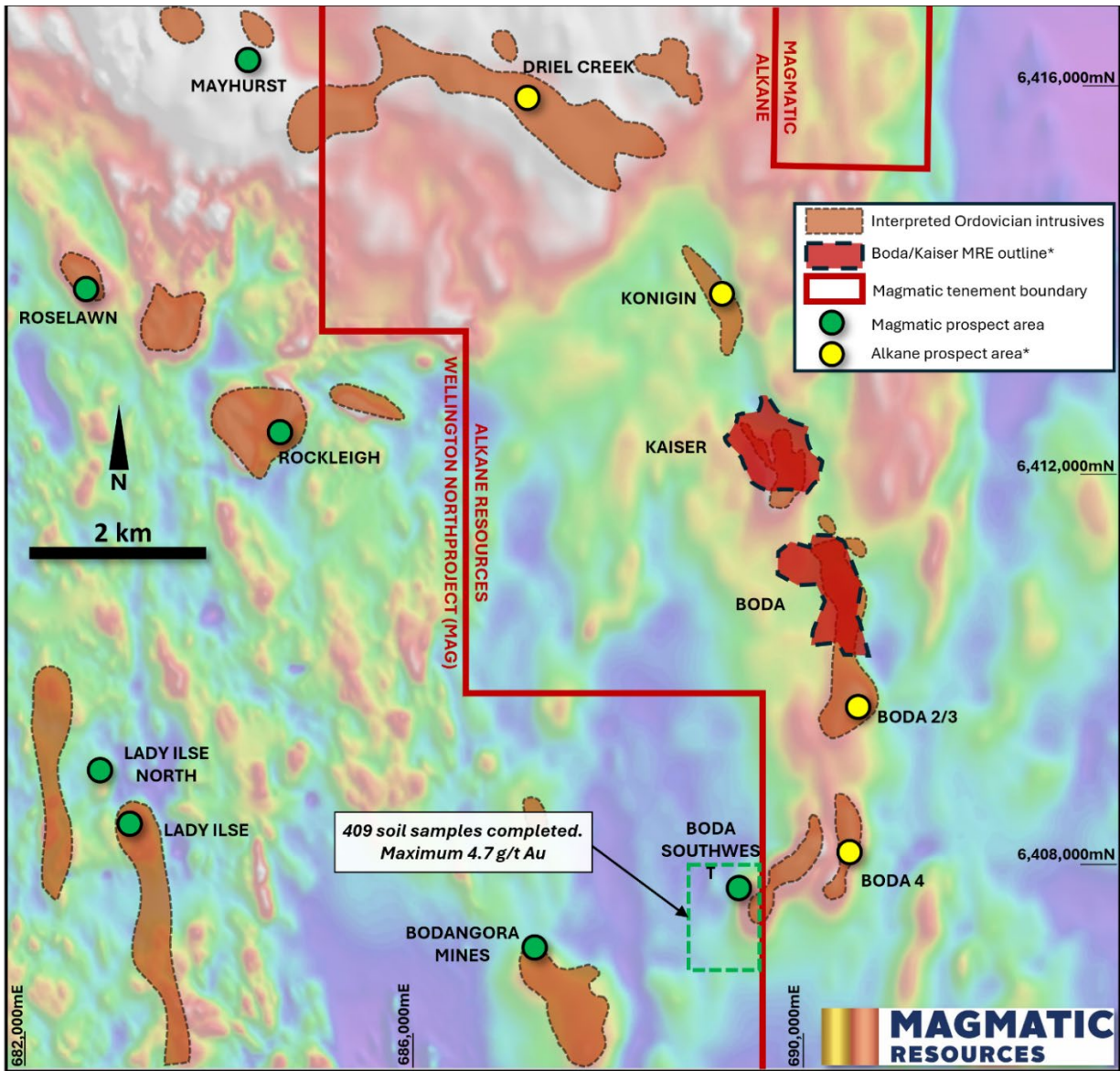
- **Soil sampling at Boda Southwest:** A total of **409 soil samples** were collected, identifying an encouraging gold anomaly west of Alkane's **Boda 4 Prospect**. Best gold result was **4.7g/t Au**, and the highest copper result was **201 ppm Cu**. (**Figure 5 and 6**)
- **Reverse Circulation (RC) drilling at Rose Hill:** Four RC drill holes were completed for **891 metres**, targeting shallow porphyry copper-gold mineralisation. Notable results included:
  - 1m at **6.1g/t Au** and 130ppm Mo (24RHRC013)
  - 1m at **0.46% Cu** and 37ppm Mo (24RHRC012)
  - 2m at **0.41g/t Au** and 0.23% Cu (24RHRC015)

The Company is currently reviewing multi-element geochemistry and down-hole logging data to refine further exploration planned for early 2025.



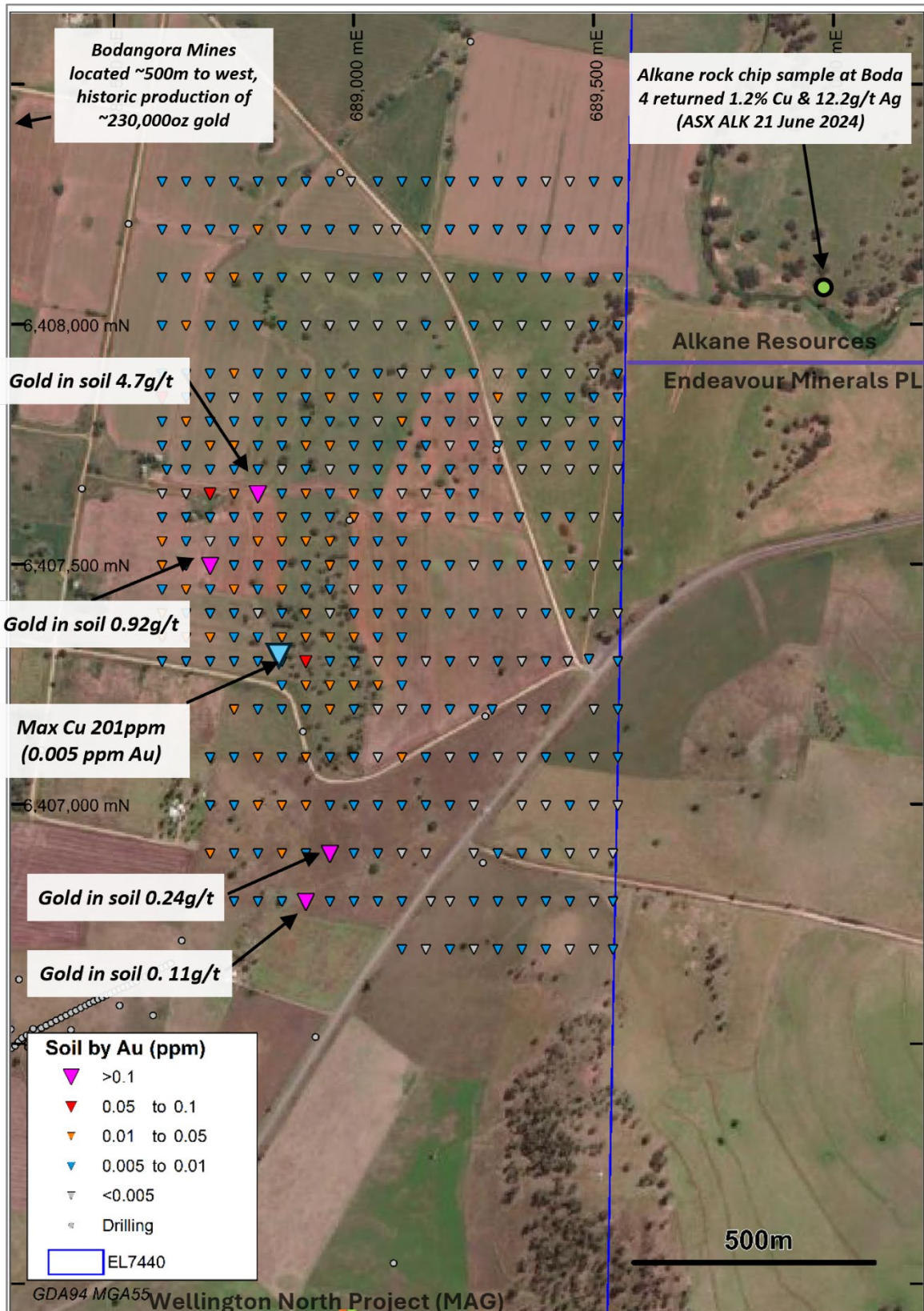
**Figure 4.** Aeromagnetic imagery (RTP) showing the Magmatic's target portfolio in the Wellington North Project area and highlighting the proximity to the 14.7Moz AuEq Boda-Kaiser discovery (ASX ALK 29 April 2024).

For personal use only



**Figure 2:** Aeromagnetic imagery (RTP) of the eastern portion of the Wellington North Project area (ASX MAG 19 March 2024) showing the interpreted location of Ordovician intrusive complexes and proximity to the 14.7Moz gold-equivalent Boda and Kaiser Mineral Resources (after ASX ALK 29 April 2024).

For personal use only



**Figure 6.** Aeromagnetic imagery (RTP) of the eastern portion of the Wellington North Project area (ASX MAG 19 March 2024) showing the interpreted location of Ordovician intrusive complexes and proximity to the 14.7Moz gold-equivalent Boda and Kaiser Mineral Resources (after ASX ALK 14 December 2023 & 29 April 2024).

## **Parkes Project**

### *Magmatic Resources 100%*

The project is located **30km south of Alkane's Tomingley Gold Operations**. It consists of three exploration licenses, including the **newly granted Glenbrook EL9731**, which covers **101.4 km<sup>2</sup>** in the **Parkes Fault Zone**.

Several existing gold intersections are equivalent to early-stage exploration results at Alkane's Tomingley deposits, including (ASX MAG 17 May 2017):

- **16m at 1.22 g/t Au** from 13m (MM33) McGregors
- **18m at 0.72 g/t Au** from 33m (MM33) McGregors
- **26m at 0.55 g/t Au** from 34m (MM32) McGregors
- **22m at 0.79g/t Au** from 45m (S1) Stockmans
- **12m at 1.42g/t Au** from 7m (S2) Stockmans

Key activities during the half-year:

- **Soil sampling at Black Ridge (Figure 8):**
  - **411 soil samples** were collected, identifying **copper-gold anomalies** associated with IP features.
  - Best results included **0.35 ppm Au (85 ppm Cu)** and **161 ppm Cu (0.006 ppm Au)**.
- **Geophysical re-modelling:** Re-modelling of the **IP data** is underway to refine potential drill targets.
- **New license acquisition: Glenbrook EL9731** was granted on **6 December 2024**, covering ground with **historic gold workings** near Alkane's Peak Hill and Tomingley mines and covering the Parkes Fault Zone (**Figure 7**).
- A detailed data review is ongoing at Glenbrook before on-ground work begins.

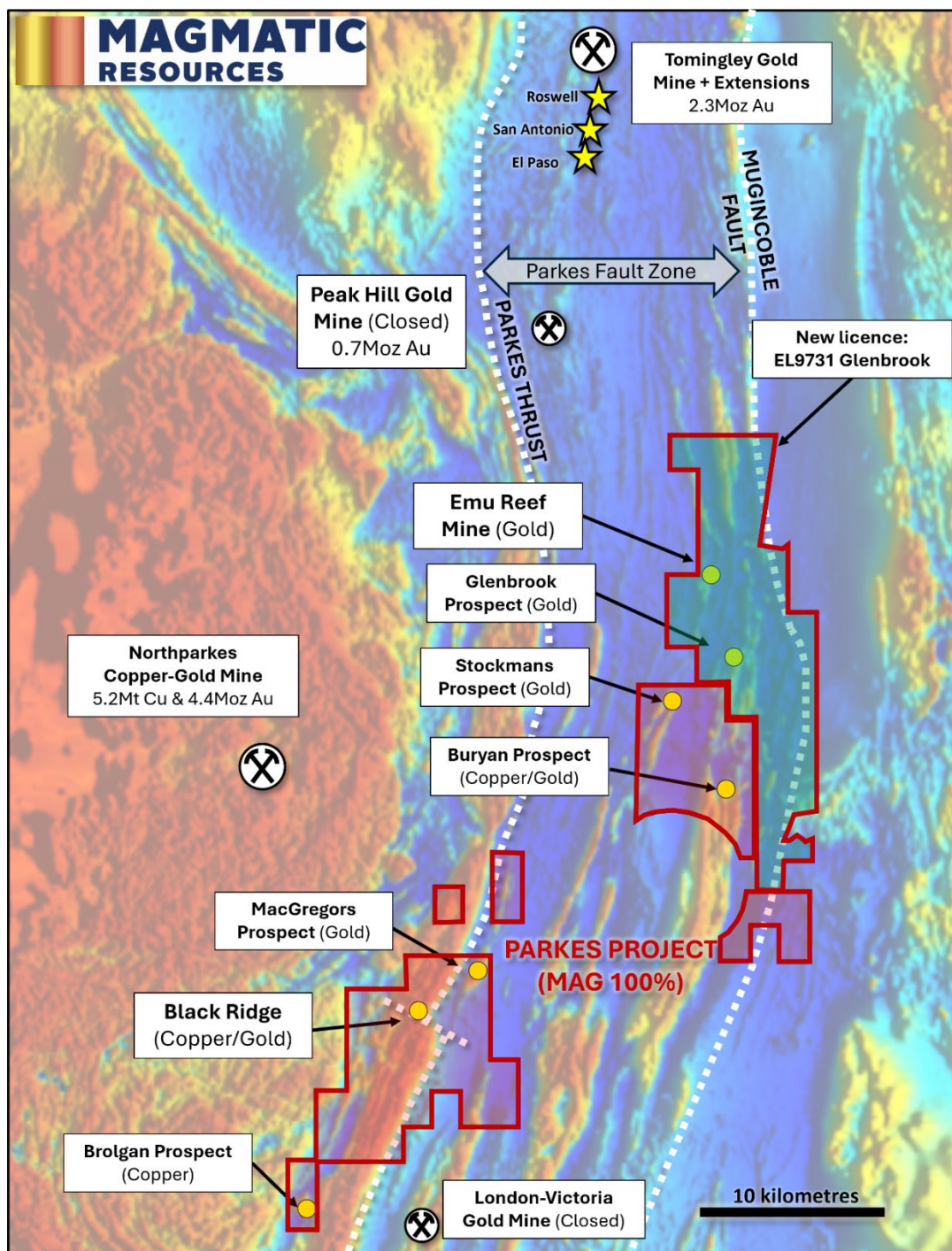
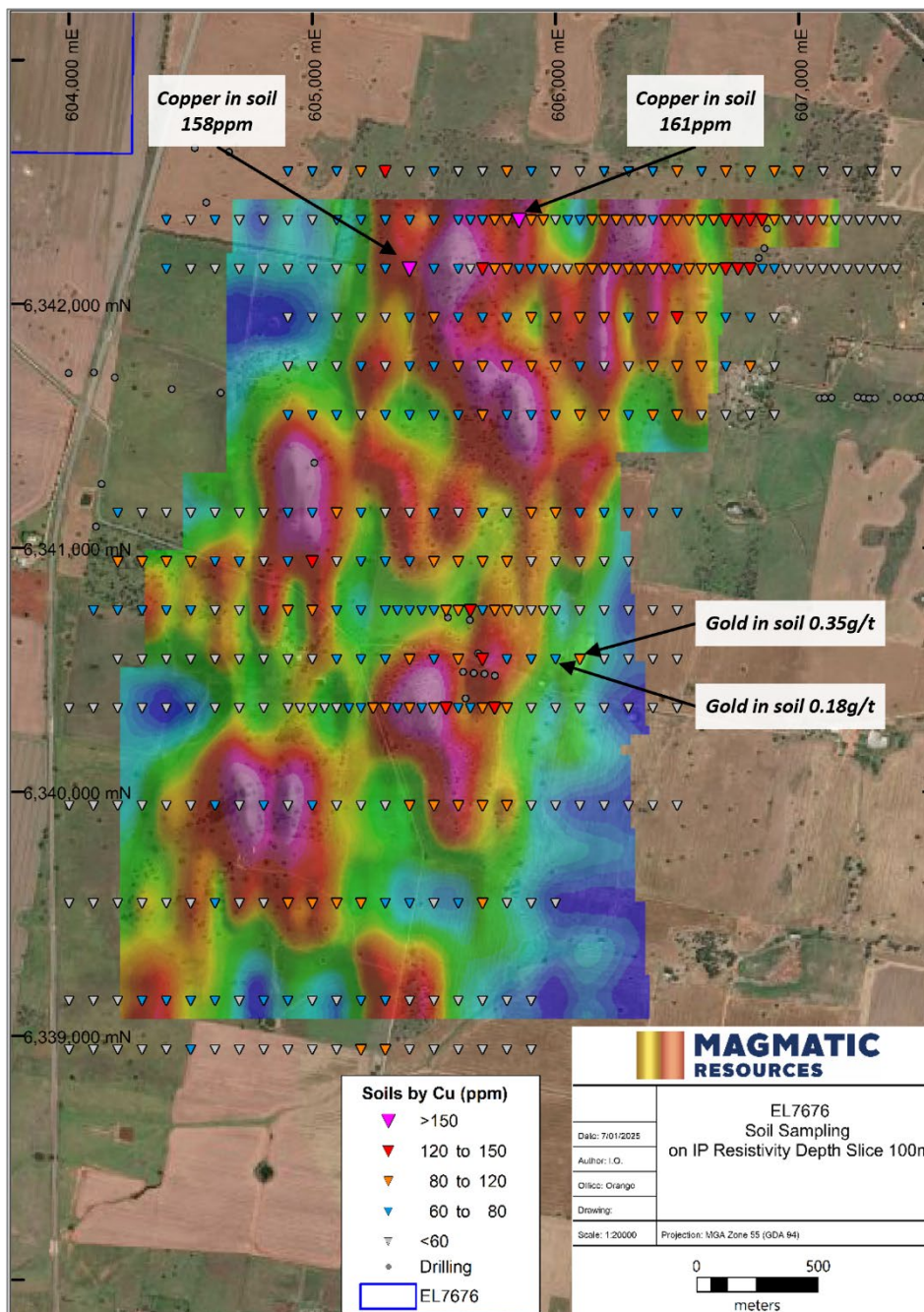


Figure 7. Plan of Magmatic's 100% owned Parkes Project over aeromagnetic imagery (TMI), showing major prospects and nearby mines.

For personal use only

For personal use only



**Figure 8:** Plan showing the location of Black Ridge soil sampling results over IP resistivity image

## Magmatic Tenure

**Table 1: Exploration Licences as at 31 December 2023. Note all licences are held by Modeling Resources Pty Ltd which is a 100% owned subsidiary of Magmatic Resources Limited.**

State	Project	Lease No	Lease name	Status	Holder	Magmatic interest	Area (km <sup>2</sup> )	Expiry
NSW	Myall	EL6913	Myall	Granted	Modeling Resources	100%	243.7	18/10/2026
NSW	Parkes	EL7424	Alectown	Granted	Modeling Resources	100%	56.0	30/11/2026
NSW	Parkes	EL7676	Parkes East	Granted	Modeling Resources	100%	95.0	11/1/2027
NSW	Parkes	EL9731	Glenbrook	Granted	Modeling Resources	100%	101.4	6/12/2030
NSW	Wellington North	EL6178	Duke	Granted	Modeling Resources	100%	113.0	19/1/2027
NSW	Wellington North	EL7440	Bodangora	Granted	Modeling Resources	100%	17.4	8/1/2027
NSW	Wellington North	EL8357	Combo	Granted	Modeling Resources	100%	46.4	8/4/2027

## References

- Alkane, 2023., Reserve and Resource Statement 2023, ASX release dated 13 September 2023
- CMOC, 2023. Northparkes Mining and Technical Information. <http://www.northparkes.com/news/>
- Cooke, D. *et al.*, 2012, Porphyry, epithermal and skarn deposits of the Macquarie Arc, NSW, Ore Deposit Models and Exploration Strategies, Course, University of Tasmania
- Evolution, 2023, Annual Mineral Resources & Ore Reserves Statement, 16 February 2023
- Lye 2006, The Discovery History of the Northparkes Deposits, Mines and Wines 2006
- Heithersay P S and Walshe J L, 1995, Endeavour 26 North: A Porphyry Copper-Gold Deposit in the Late Ordovician, Shoshonitic Goonumbla Volcanic Complex, New South Wales, Economic Geology v90
- Hoye, J., 2022. Fluid-rock interactions to failed over-pressurisation in intrusion-related wallrock porphyry systems; examples from the Northparkes district, New South Wales. Discoveries in the Tasmanides Abstract.
- Newcrest, 2023, Annual Mineral Resources & Ore Reserves Statement, 11 September 2023
- Phillips, G N (Ed), 2017, Australian Ore Deposits, The Australasian Institute of Mining and Metallurgy: Melbourne.
- Singer et al., 2008. Porphyry Copper Deposits of the World. USGS open file report, 2008-1155.

**Magmatic Resources Limited**  
**Directors' report**  
**31 December 2024**

**Significant changes in the state of affairs**

There were no significant changes in the state of affairs of the Group during the reporting period.

**Matters subsequent to the end of the period**

There was no matter or circumstance arisen since 31 December 2024 that has significantly affected, or may significantly affect the Group's operations, the results of those operations, or the company's state of affairs in future financial years.

**Environmental regulation**

The Group is subject to significant environmental legal regulations in respect to its exploration and evaluation activities. The Group is compliant with the NGER Act 2007. There have been no known breaches of these regulations and principles.

**Indemnity and insurance of auditor**

The Company has not, during or since the end of the period, indemnified or agreed to indemnify the auditor of the Company or any related entity against a liability incurred by the auditor.

During the financial period, the Company has not paid a premium in respect of a contract to insure the auditor of the company or any related entity.

This report is made in accordance with a resolution of the Directors.

On behalf of the Directors



---

David Richardson  
Managing Director

10 March 2025  
Perth, Western Australia

For personal use only

DECLARATION OF INDEPENDENCE BY NEIL SMITH TO THE DIRECTORS OF MAGMATIC RESOURCES LIMITED

As lead auditor for the review of Magmatic Resources Limited for the half-year ended 31 December 2024, I declare that, to the best of my knowledge and belief, there have been:

1. No contraventions of the auditor independence requirements of the *Corporations Act 2001* in relation to the review; and
2. No contraventions of any applicable code of professional conduct in relation to the review.

This declaration is in respect of Magmatic Resources Limited and the entities it controlled during the period.



Neil Smith  
Director

BDO Audit Pty Ltd  
Perth  
10 March 2025

**Magmatic Resources Limited**  
**Consolidated Statement of Profit or Loss and Other Comprehensive Income**  
**For the Half-year ended 31 December 2024**

	Note	31 Dec 2024 \$	31 Dec 2023 \$
Other income	3	228,119	58,296
<b>Expenses</b>			
Corporate and administrative expenses	4	(498,550)	(520,339)
Share based payment (expense) / reversal	5	316,740	(250,397)
Exploration and evaluation expenses	4	(850,431)	(1,367,519)
Finance expenses		<u>(22,022)</u>	<u>(24,073)</u>
<b>Loss before income tax expense</b>		(826,144)	(2,104,032)
Income tax expense		<u>-</u>	<u>-</u>
<b>Loss after income tax expense for the half year attributable to the owners of Magmatic Resources Limited</b>		<u>(826,144)</u>	<u>(2,104,032)</u>
<b>Other comprehensive income</b>			
<i>Items that will not be classified to profit or loss</i>			
Changes in the fair value of Investments at fair value through other comprehensive income	6	<u>(789,263)</u>	<u>101,479</u>
<b>Loss after income tax expense for the half year attributable to the owners of Magmatic Resources Limited</b>		<u>(1,615,407)</u>	<u>(2,002,553)</u>
		<b>Cents</b>	<b>Cents</b>
<b>Basic profit / (loss) per share</b>		(0.39)	(0.66)
<b>Diluted profit / (loss) per share</b>		(0.39)	(0.66)

The above Consolidated Statement of Profit or Loss & Other Comprehensive Income should be read in conjunction with the accompanying notes.

**Magmatic Resources Limited**  
**Consolidated Statement of Financial Position**  
**31 December 2024**

	Note	31 Dec 2024 \$	30 Jun 2024 \$
<b>Assets</b>			
<b>Current assets</b>			
Cash and cash equivalents		6,014,019	6,335,389
Trade and other receivables		142,097	268,170
Total current assets		<u>6,156,116</u>	<u>6,603,559</u>
<b>Non-current assets</b>			
Security bonds		114,300	104,300
Property, plant & equipment		134,149	148,858
Exploration and evaluation assets		1,368,350	1,368,350
Right-of-use assets		504,109	551,942
Financial assets held at fair value through other comprehensive income	6	845,639	1,634,902
Total non-current assets		<u>2,966,547</u>	<u>3,808,352</u>
<b>Total assets</b>		<u>9,122,663</u>	<u>10,411,911</u>
<b>Liabilities</b>			
<b>Current liabilities</b>			
Trade and other payables	7	1,212,278	529,121
Lease Liabilities		56,049	59,617
Total current liabilities		<u>1,268,327</u>	<u>588,738</u>
<b>Non-current liabilities</b>			
Lease Liabilities		484,122	520,812
Total non-current liabilities		<u>484,122</u>	<u>520,812</u>
<b>Total liabilities</b>		<u>1,752,449</u>	<u>1,109,550</u>
<b>Net assets</b>		<u>7,370,214</u>	<u>9,302,361</u>
<b>Equity</b>			
Issued capital	8	28,291,017	28,291,017
Reserves	9	5,621,591	6,727,594
Accumulated losses		(26,542,394)	(25,716,250)
<b>Total equity</b>		<u>7,370,214</u>	<u>9,302,361</u>

The above Consolidated Statement of Financial Position should be read in conjunction with the accompanying notes.

**Magmatic Resources Limited**  
**Consolidated Statement of Changes in Equity**  
**For the Half-year ended 31 December 2024**

	Issued Capital \$	Share Based Payments Reserve \$	Options Based Payments Reserve \$	Fair Value Other Comprehensive Income ("FVOCI") Reserve \$	Accumulated Losses \$	Total Equity \$
<b>Balance at 1 July 2023</b>	<b>21,728,407</b>	<b>1,083,728</b>	<b>4,692,501</b>	<b>(828,729)</b>	<b>(22,334,890)</b>	<b>4,341,017</b>
Profit after income tax expense for the period	-	-	-	-	(2,104,032)	(2,104,032)
Other comprehensive income for the period, net of tax	-	-	-	101,479	-	101,479
<b>Total comprehensive profit for the period</b>	<b>-</b>	<b>-</b>	<b>-</b>	<b>101,479</b>	<b>(2,104,032)</b>	<b>(2,002,553)</b>
<b>Transactions with owners recorded directly in equity</b>						
Issue of options	-	-	250,397	-	-	250,397
<b>Total transactions with owners recorded directly in equity</b>	<b>-</b>	<b>-</b>	<b>250,397</b>	<b>-</b>	<b>-</b>	<b>250,397</b>
<b>Balance at 31 December 2023</b>	<b>20,728,407</b>	<b>1,083,728</b>	<b>4,942,898</b>	<b>(727,250)</b>	<b>(24,438,922)</b>	<b>2,588,861</b>
	Issued Capital \$	Share Based Payments Reserve \$	Options Based Payments Reserve \$	Fair Value Other Comprehensive Income ("FVOCI") Reserve \$	Accumulated Losses \$	Total Equity \$
<b>Balance at 1 July 2024</b>	<b>28,291,017</b>	<b>1,083,728</b>	<b>5,136,483</b>	<b>507,383</b>	<b>(25,716,250)</b>	<b>9,302,361</b>
Loss after income tax expense for the period	-	-	-	-	(826,144)	(826,144)
Other comprehensive loss for the period, net of tax	-	-	-	(789,263)	-	(789,263)
<b>Total comprehensive loss for the period</b>	<b>-</b>	<b>-</b>	<b>-</b>	<b>(789,263)</b>	<b>(826,144)</b>	<b>(1,615,407)</b>
<b>Transactions with owners recorded directly in equity</b>						
Net reversal of options	-	-	(316,740)	-	-	(316,740)
<b>Total transactions with owners recorded directly in equity</b>	<b>-</b>	<b>-</b>	<b>(316,740)</b>	<b>-</b>	<b>-</b>	<b>(316,740)</b>
<b>Balance at 31 December 2024</b>	<b>28,291,017</b>	<b>1,083,728</b>	<b>4,819,743</b>	<b>(281,880)</b>	<b>(26,542,394)</b>	<b>7,370,214</b>

**Magmatic Resources Limited**  
**Consolidated Statement of Cash Flows**  
**For the Half-year ended 31 December 2024**

	<b>31 Dec 2024</b>	<b>31 Dec 2023</b>
	<b>\$</b>	<b>\$</b>
<b>Cash flows from operating activities</b>		
Receipts from customers and contract discontinuance fees received	176,431	32,154
Payments to suppliers and consultants	(498,774)	(545,459)
Payments for exploration expenditure	(1,379,055)	(1,422,854)
Proceeds from/(returned to) Earn-in Partner	1,415,959	-
Interest (paid) / received	111,441	4,868
	<u>                    </u>	<u>                    </u>
Net cash inflow / (outflow) from operating activities	(173,998)	(1,931,290)
	<u>                    </u>	<u>                    </u>
<b>Cash flows from investing activities</b>		
Payments of tenement and leased property security deposits	(10,000)	(54,000)
Payments for property, plant and equipment	(97,114)	(2,090)
	<u>                    </u>	<u>                    </u>
Net cash outflow from investing activities	(107,114)	(56,090)
	<u>                    </u>	<u>                    </u>
<b>Cash flows from financing activities</b>		
Repayment of lease liabilities	(40,258)	(25,927)
Proceeds from issue of shares net of capital raising costs	-	-
	<u>                    </u>	<u>                    </u>
Net cash outflow from financing activities	(40,258)	(25,927)
	<u>                    </u>	<u>                    </u>
<b>Net decrease in cash and cash equivalents</b>	<b>(321,371)</b>	<b>(2,013,307)</b>
Cash and cash equivalents at the beginning of period	6,335,389	2,855,309
	<u>                    </u>	<u>                    </u>
<b>Cash and cash equivalents at the end of the period</b>	<b>6,014,019</b>	<b>842,002</b>
	<u>                    </u>	<u>                    </u>

**Magmatic Resources Limited**  
**Notes to the financial statements**  
**For the Half-year ended 31 December 2024**

**Note 1. Corporate Information**

The condensed consolidated interim financial statements of Magmatic Resources Ltd and its subsidiaries (collectively, the "Group") for the half year ended 31 December 2024 were authorised for issue in accordance with a resolution of Directors on 10 March 2025.

Magmatic Resources Ltd is a for-profit company limited by shares, incorporated and domiciled in Australia whose shares are publicly traded on the Australian Securities Exchange. The Group's principal activity is mineral exploration.

*Operating segments*

The Directors have determined the Group has one reportable segment, being mineral exploration in Australia. As the Group is focussed on minerals exploration, the Board monitors the Group based on the actual versus budgeted exploration expenditure incurred by area of interest. This internal reporting framework is the most relevant to assist the Board with making decisions regarding the Group and its ongoing exploration activities, while also taking into consideration the results of exploration work that has been performed to date.

**Note 2. Material accounting policies**

**(a) Basis of preparation**

This condensed consolidated interim financial report for the half year reporting period ended 31 December 2024 has been prepared in accordance with Accounting Standard AASB 134 Interim Financial Reporting and the Corporations Act 2001.

The condensed consolidated interim financial report does not include all the notes of the type normally included in an annual financial report. Accordingly, this report is to be read in conjunction with the annual report for the year ended 30 June 2024 and any public announcements made by Magmatic Resources Ltd during the interim reporting period in accordance with the continuous disclosure requirements of the Corporations Act 2001.

The accounting policies adopted in preparation of the condensed consolidated interim financial statements are consistent with those followed in the preparation of the Group's annual consolidated financial statements for the year ended 30 June 2024.

**(b) New or amended Accounting Standards and Interpretations adopted**

The consolidated entity has adopted all of the new or amended Accounting Standards and Interpretations issued by the Australian Accounting Standards Board ('AASB') that are mandatory for the current reporting period.

Any new or amended Accounting Standards or Interpretations that are not yet mandatory have not been early adopted.

**(c) Critical accounting estimates and judgements**

*Classification of the investment in Australian Gold and Copper*

The Group have classified the investment as a financial instrument held at fair value through other comprehensive income. Significant influence is the power to participate in financial and operating policy decisions of the investee but is not control or joint control of those policies. If an entity holds less than 20% of the voting power of the investee, it is presumed that the entity does not have significant influence unless such influence can be clearly demonstrated. The Group have determined that they do not have significant influence over AGC for the following reasons:

- The Group holds a 2.20% interest in AGC at 31 December 2024
- There were no Magmatic Directors sitting on the AGC board at 31 December 2024
- There is no material transactions between Magmatic and AGC
- There is no interchange of managerial personnel between Magmatic and AGC
- There is no provision of essential technical information.

**Magmatic Resources Limited**  
**Notes to the financial statements**  
**For the Half-year ended 31 December 2024**

**Note 3. Other income**

	Half-year 31 December 2024	Half-year 31 December 2023
	\$	\$
<i>Other income</i>		
Interest	133,463	28,942
Joint Venture Operators Fee	56,400	-
Office sublease and shared services income	37,893	29,354
Other	363	-
	<b>228,119</b>	<b>58,296</b>

**Note 4. Expenses**

	Half-year 31 December 2024	Half-year 31 December 2023
	\$	\$
<b><i>Corporate and administration expenses</i></b>		
Depreciation	29,325	20,872
Right of Use Assets Amortisation	47,833	45,995
Directors and Company Secretarial Fees	117,362	126,262
Employee Expenses	175,868	240,492
Investor Relations	2,617	7,850
Legal Fees	3,401	7,071
Travel	41,648	24,771
Rental Expenses	9,262	23,837
Other	71,234	23,189
	<b>498,550</b>	<b>520,339</b>
<b><i>Share based payment expense</i></b>		
Employee options expense	84,986	200,289
Director options expense	30,727	50,108
Previously expensed employee options expense reversal after options lapsed	(432,453)	-
	<b>(316,740)</b>	<b>250,397</b>
<b><i>Exploration and evaluation expenses</i></b>		
Exploration expenses incurred	1,393,990	1,367,519
Less reimbursement (from) / to JV partner	(543,559)	-
Net exploration and evaluation expense	<b>850,431</b>	<b>1,367,519</b>
Finance costs	<b>22,022</b>	<b>24,073</b>
	<b>1,054,263</b>	<b>2,162,328</b>

**Magmatic Resources Limited**  
**Notes to the financial statements**  
**For the Half-year ended 31 December 2024**

**Note 5. Share based payment expenses**

	Half-year 31 December 2024	Half-year 31 December 2023
500,000 \$0.292 options expiring on 30 September 2023 with a Black Scholes valuation of \$59,603 were issued in accordance with the Company's employee incentive plan on 24 September 2020 to a manager of the Company which vest progressively throughout the period during which they can be exercised but lapse if their employment is terminated.	-	4,980
250,000 \$0.292 options expiring on 30 September 2023 with a Black Scholes valuation of \$30,735 were issued in accordance with the Company's employee incentive plan on 25 September 2020 to an employee of the Company which vest progressively throughout the period during which they can be exercised but lapse if their employment is terminated.	-	2,571
1,250,000 \$0.15 options expiring on 31 October 2024 with a Black Scholes valuation of \$61,098 were issued in accordance with the Company's employee incentive plan on 01 December 2021 to managers of the Company which vest progressively throughout the period during which they can be exercised but lapse if their employment is terminated.	6,795	10,248
4,050,000 \$0.1452 and 1,950,000 \$0.1936 options all expiring on 31 December 2024 with a Black Scholes valuation of \$316,387 were issued in accordance with the Company's employee incentive plan on 01 December 2021 to Directors of the Company which vest progressively throughout the period during which they can be exercised but lapse if their employment is terminated.	51,609	51,609
10,000,000 \$0.1002 options expiring on 31 May 2025 with a Black Scholes valuation of \$599,684 were issued in accordance with the Company's employee incentive plan on 27 May 2022 to a Director of the Company which vest progressively throughout the period during which they can be exercised but lapse if their employment is terminated. This Director resigned in December 2024 and that portion of the valuation of the issued options that had been expensed on a pro-rata basis in previous periods was reversed in December 2024.	(428,419)	94,068
4,000,000 \$0.1440 options expiring on 31 December 2025 with a Black Scholes valuation of \$215,988 were issued in accordance with the Company's employee incentive plan on 25 November 2022 to Directors of the Company which vest progressively throughout the period during which they can be exercised but lapse if their employment is terminated.	26,331	52,648
500,000 \$0.1440 options expiring on 31 December 2025 with a Black Scholes valuation of \$26,999 were issued in accordance with the Company's employee incentive plan on 25 November 2022 to the Company Secretary of the Company which vest progressively throughout the period during which they can be exercised but lapse if their employment is terminated.	4,388	6,581
2,000,000 \$0.1440 options expiring on 31 December 2025 with a Black Scholes valuation of \$107,994 were issued in accordance with the Company's employee incentive plan on 25 November 2022 to managers of the Company which vest progressively throughout the period during which they can be exercised but lapse if their employment is terminated.	17,554	26,324
2,250,000 \$0.0920 options expiring on 8 December 2026 with a Black Scholes valuation of \$65,202 were issued in accordance with the Company's employee incentive plan on 8 December 2023 to employees of the Company which vest progressively throughout the period during which they can be exercised but lapse if their employment is terminated.	3,208	1,368
2,500,000 \$0.0590 options expiring on 4 December 2027 with a Black Scholes valuation* of \$58,143 were issued in accordance with the Company's employee incentive plan on 4 December 2024 to employees of the Company and the Company Secretary which vest progressively throughout the period during which they can be exercised but lapse if their employment is terminated.	1,794	-
	<b>(316,740)</b>	<b>250,397</b>

\*Black-Scholes model assumptions for options granted during the period that were valued using that method. The options vest progressively throughout the period during which they can be exercised but lapse if their employment is terminated.

**Magmatic Resources Limited**  
**Notes to the financial statements**  
**For the Half-year ended 31 December 2024**

<i>Holder</i>	<i>Grant date share price (cents)</i>	<i>Exercise Price (cents)</i>	<i>Expected volatility (%)</i>	<i>Option Life (Years)</i>	<i>Dividend Yield (%)</i>	<i>Risk-free Rate (%)</i>	<i>Fair value per option (cents)</i>
<i>Employees and the Company Secretary</i>	4.10	5.9	100	3.02	0.00	3.991	2.33

**Note 6. Investments**

	<b>31 December 2024</b>	<b>30 June 2024</b>
	<b>\$</b>	<b>\$</b>
Opening Balance	<b>1,634,902</b>	<b>298,790</b>
Revaluation to fair market value	(789,263)	1,336,112
Closing Balance*	<b>845,639</b>	<b>1,634,902</b>

\*These 5,637,594 ordinary shares in Australian Gold and Copper Limited were valued at their closing market price.

**Note 7. Current liabilities - trade and other payables**

	<b>31 December 2024</b>	<b>30 June 2024</b>
	<b>\$</b>	<b>\$</b>
Trade creditors	109,626	234,777
Other creditors	292,664	294,344
FMG – Funds Received in Advance*	809,988	-
	<b>1,212,278</b>	<b>529,121</b>

\*FMG Resources Pty Ltd (FMG) can earn up to a 51% interest in the exploration tenement, EL6913, owned by the Company, located in East Lachlan, NSW, Australia, known as the Myall Project by funding up to \$6,000,000 of exploration expenditure over an initial earn-in period of four years, including a minimum of \$3,000,000 (including a minimum of 3,000 meters of drilling) within the first two years.

**Note 8. Equity - issued capital**

	<b>31 December 2024</b>	<b>30 June 2024</b>	<b>31 December 2024</b>	<b>30 June 2024</b>
	<b>Shares</b>	<b>Shares</b>	<b>\$</b>	<b>\$</b>
Ordinary shares - fully paid	<u>417,050,714</u>	<u>417,050,714</u>	<u>28,291,017</u>	<u>28,291,017</u>

**Movements in ordinary share capital during the current financial period were as follows:**

	<b>Shares</b>	<b>\$</b>
<b>Balance at the beginning of period</b>	<u>417,050,714</u>	<u>28,291,017</u>
<b>Balance at 31 December 2024</b>	<u>417,050,714</u>	<u>28,291,017</u>

**Note 9. Equity - reserves**

	<b>31 December 2024</b>	<b>30 June 2024</b>
	<b>\$</b>	<b>\$</b>
Capital restructure reserve	250	250
Share based payments reserve	1,083,478	1,083,478
Options based payments reserve	4,819,743	5,136,483
Fair Value Other Comprehensive Income ("FVOCI") Reserve	(281,880)	507,383
	<hr/>	<hr/>
Total reserves	<b>5,621,591</b>	<b>6,727,594</b>

**Note 10. Contingent liabilities**

From time to time the Company may be party to claims from suppliers and service providers arising from operations in the ordinary course of business.

As at the date of this report there are no claims or contingent liabilities that are expected to materially impact, either individually or in aggregate, the Company's financial position or results from operations.

**Note 11. Events after the reporting period**

There was no matter or circumstance arisen since 31 December 2024 that has significantly affected, or may significantly affect the Group's operations, the results of those operations, or the company's state of affairs in future financial years.

**Note 12. Related party transactions**

The following options, valued in accordance with Note 5 above, were issued to the following key management personnel and directors during the period:

<b>Andrea Betti</b>	500,000 options with an exercise price of 5.9 cents, expiring on 04 December 2027
<b>Michael Franklin</b>	500,000 options with an exercise price of 5.9 cents, expiring on 04 December 2027

**Note 13. Fair value measures**

This note provides an update on the judgements and estimates made by the Group in determining the fair values of the financial instruments since the last annual report.

*Fair value hierarchy*

To provide an indication about the reliability of the inputs used in determining fair value, the Group classifies its financial instruments into three levels prescribed under the accounting standards. An explanation of each level follows underneath the following table.

The following table presents the Group's financial assets and financial liabilities measured and recognised at fair value at 31 December 2024 on a recurring basis (30 June 2024: \$1,634,902):

	<b>Level 1</b>	<b>Level 2</b>	<b>Level 3</b>	<b>Total</b>
	<b>\$</b>	<b>\$</b>	<b>\$</b>	<b>\$</b>
<b>As at 31 December 2024</b>				
5,637,594 ordinary shares in Australian Gold and Copper Limited [ASX:AGC]	845,639	-	-	845,639

**Magmatic Resources Limited**  
**Notes to the financial statements**  
**For the Half-year ended 31 December 2024**

There were no transfers between levels during the year. The Group's policy is to recognise transfers into and transfers out of fair value hierarchy levels at balance date.

The fair value of financial assets and liabilities held by the Group must be estimated for recognition, measurement and/or disclosure purposes. The Group measures fair value by level, per the following fair value measurement hierarchy:

- Level 1: quoted prices (unadjusted) in active markets for identical assets or liabilities;
- Level 2: inputs other than quoted prices included within level 1 that are observable for the asset or liability, either directly (as prices) or indirectly (derived from prices); and
- Level 3: inputs for the asset or liability that are not based on observable market data (unobservable inputs).

**Valuation techniques used to determine fair values**

The Group did not have any financial instruments that are recognised in the financial statements where their carrying value differed from the fair value. The fair value of the financial assets and liabilities are included at the amount at which the instrument could be exchanged in a current transaction between willing parties, other than in a forced or liquidation sale. The carrying amounts of cash and short-term trade and other receivables, trade payables and other current liabilities approximate their fair values largely due to the short-term maturities of these payments.

*Financial assets at fair value through other comprehensive income – equity securities*

The fair value of the equity holdings held in ASX listed companies are based on the quoted market prices from the ASX on 31 December 2024, being the last traded price prior to year-end.

**Magmatic Resources Limited**  
**Notes to the financial statements**  
**For the Half-year ended 31 December 2024**

**Directors' declaration**

The Directors declare that, in the Directors' opinion:

- a) the attached consolidated financial statements and notes are in accordance with the Corporations Act 2001, including:
- i. giving a true and fair view of the consolidated entity's financial position as at 31 December 2024 and of its performance for the half year ended on that date; and
  - ii. complying with Australian Accounting Standard AASB 134 Interim Financial Reporting and the Corporations Regulations 2001; and
- b) there are reasonable grounds to believe that the Company will be able to pay its debts as and when they become due and payable.

Signed in accordance with a resolution of the Directors made pursuant to s.303(5) of the Corporations Act 2001.

On behalf of the Directors.



---

David Richardson  
Managing Director

10 March 2025  
Perth, Western Australia

## INDEPENDENT AUDITOR'S REVIEW REPORT

To the members of Magmatic Resources Limited

### Report on the Half-Year Financial Report

#### Conclusion

We have reviewed the half-year financial report of Magmatic Resources Limited (the Company) and its subsidiaries (the Group), which comprises the consolidated statement of financial position as at 31 December 2024, the consolidated statement of profit or loss and other comprehensive income, the consolidated statement of changes in equity and the consolidated statement of cash flows for the half-year ended on that date, material accounting policy information and other explanatory information, and the directors' declaration.

Based on our review, which is not an audit, we have not become aware of any matter that makes us believe that the accompanying half-year financial report of the Group does not comply with the *Corporations Act 2001* including:

- i. Giving a true and fair view of the Group's financial position as at 31 December 2024 and of its financial performance for the half-year ended on that date; and
- ii. Complying with Accounting Standard AASB 134 *Interim Financial Reporting and the Corporations Regulations 2001*.

#### Basis for conclusion

We conducted our review in accordance with ASRE 2410 *Review of a Financial Report Performed by the Independent Auditor of the Entity*. Our responsibilities are further described in the *Auditor's Responsibilities for the Review of the Financial Report* section of our report. We are independent of the Company in accordance with the auditor independence requirements of the *Corporations Act 2001* and the ethical requirements of the Accounting Professional and Ethical Standards Board's APES 110 *Code of Ethics for Professional Accountants (including Independence Standards)* (the Code) that are relevant to the audit of the annual financial report in Australia. We have also fulfilled our other ethical responsibilities in accordance with the Code.

We confirm that the independence declaration required by the *Corporations Act 2001* which has been given to the directors of the Company, would be the same terms if given to the directors as at the time of this auditor's review report.

#### Responsibility of the directors for the financial report

The directors of the Company are responsible for the preparation of the half-year financial report that gives a true and fair view in accordance with Australian Accounting Standards and the *Corporations Act 2001* and for such internal control as the directors determine is necessary to enable the preparation of the half-year financial report that gives a true and fair view and is free from material misstatement, whether due to fraud or error.

### Auditor's responsibility for the review of the financial report

Our responsibility is to express a conclusion on the half-year financial report based on our review. ASRE 2410 requires us to conclude whether we have become aware of any matter that makes us believe that the half-year financial report is not in accordance with the *Corporations Act 2001* including giving a true and fair view of the Group's financial position as at 31 December 2024 and its financial performance for the half-year ended on that date and complying with Accounting Standard AASB 134 *Interim Financial Reporting* and the *Corporations Regulations 2001*.

A review of a half-year financial report consists of making enquiries, primarily of persons responsible for financial and accounting matters, and applying analytical and other review procedures. A review is substantially less in scope than an audit conducted in accordance with Australian Auditing Standards and consequently does not enable us to obtain assurance that we would become aware of all significant matters that might be identified in an audit. Accordingly, we do not express an audit opinion.

BDO Audit Pty Ltd

A handwritten signature in black ink, appearing to read 'Neil Smith', is written over a small, faint BDO logo.

Neil Smith

Director

Perth, 10 March 2025