



## Half-Year Results Presentation and Webinar

QPM Energy Limited (**ASX:QPM**) (“**QPM**” or “the **Company**”) is pleased to provide this presentation to accompany the release of its Half-Year Ended 31 December 2024 Financial Report.

The Company will also host a Webinar with CEO David Wrench presenting the results. This will be held at 14:00pm Tuesday 18<sup>th</sup> March (Brisbane time, AEST).

Details of the event are as follows:

**Event:** QPM Energy Half Year Ended 31 December 2024 Results Investor Webinar

**Presenter:** Chief Executive Officer, David Wrench

**Time:** Tuesday, 18 March 2025 at 14:00pm AEST

**Where:** Zoom Webinar, details to be provided upon registration. To register your interest for the webinar, please click through to the link below.

**Registration link:**

[https://janemorganmanagement-au.zoom.us/webinar/register/WN\\_nzveV3hhRIGKIncPUFknWw](https://janemorganmanagement-au.zoom.us/webinar/register/WN_nzveV3hhRIGKIncPUFknWw)

*This announcement has been authorised for release by the Board.*



ASX: QPM | ACN:125 368 658

For Further Info: P: +61 7 3517 5900 | E: info@qpmenergy.com.au | W: www.qpmenergy.com.au

Contact: David Wrench CEO | Address: Level 10, 307 Queen St, Brisbane Q 4000

**FORWARD LOOKING STATEMENT** Statements & material contained in this ASX Release, particularly those regarding possible or assumed future performance, production levels or rates, commodity prices, resources or potential growth of QPM, industry growth or other trend projections are, or may be, forward looking statements. Such statements relate to future events & expectations and, as such, involve known and unknown risks & uncertainties. Although reasonable care has been taken to ensure facts stated in this Release are accurate and/or that the opinions expressed are fair & reasonable, no reliance can be placed for any purpose whatsoever on the information contained in this document or on its completeness. Actual results & developments may differ materially from those expressed or implied by these forward-looking statements depending on a variety of factors. Nothing in this Release should be construed as either an offer to sell or a solicitation of an offer to buy or sell shares in any jurisdiction.

ersonal use only

# Half-Year Ended 31 December 2024 Financial Results

*David Wrench CEO*



# Important Notice and Disclaimer

**COMPANY DISCLAIMER:** The information in this presentation is an overview and does not contain all information necessary for investment decisions. In making investment decisions in connection with any acquisition of securities, investors should rely on their own examination and consult their own legal, business and/or financial advisers.

This document has been made available for information purposes only and does not constitute a prospectus, short form prospectus, profile statement or offer information statement. This document is not subject to the disclosure requirements affecting disclosure documents under Chapter 6D of the Corporations Act 2001 (Cth). The information in this document may not be complete and may be changed, modified or amended at any time by the Company, and is not intended to, and does not, constitute representations and warranties of the Company.

QPM Energy Limited does not have a significant operating history on which to base an evaluation of its business and prospects. Therefore, the information contained in this document is inherently speculative. Further, securities of companies such as the Company generally involve a higher degree of risk and are more volatility than securities of more established companies. Accordingly, an investment in the Company must be considered as speculative.

The information contained in this document has been prepared in good faith, neither the Company, QPM Energy Limited, or any of their respective directors, officers, agents, employees or advisors give any representation or warranty, express or implied, as to the fairness, accuracy, completeness or correctness of the information, opinions and conclusions contained in this document. Accordingly, to the maximum extent permitted by law, none of the Company, QPM Energy Limited, their respective directors, employees or agents, advisers, nor any other person accepts any liability whether direct or indirect, express or limited, contractual, tortious, statutory or otherwise, in respect of, the accuracy or completeness of the information or for any of the opinions contained in this document or for any errors, omissions or misstatements or for any loss, howsoever arising, from the use of this document.

This document may contain statements that may be deemed “forward looking statements”. Forward risks, uncertainties and other factors, many of which are outside the control of the Company can cause actual results to differ materially from such statements.

The Company makes no undertaking to update or revise such statements but has made every endeavour to ensure that they are fair and reasonable at the time of making this document. Investors are cautioned that any forward-looking statements are not guarantees of future performance and that actual results or developments may differ materially from those projected in any forward-looking statements made.



# Operating Profit Recorded

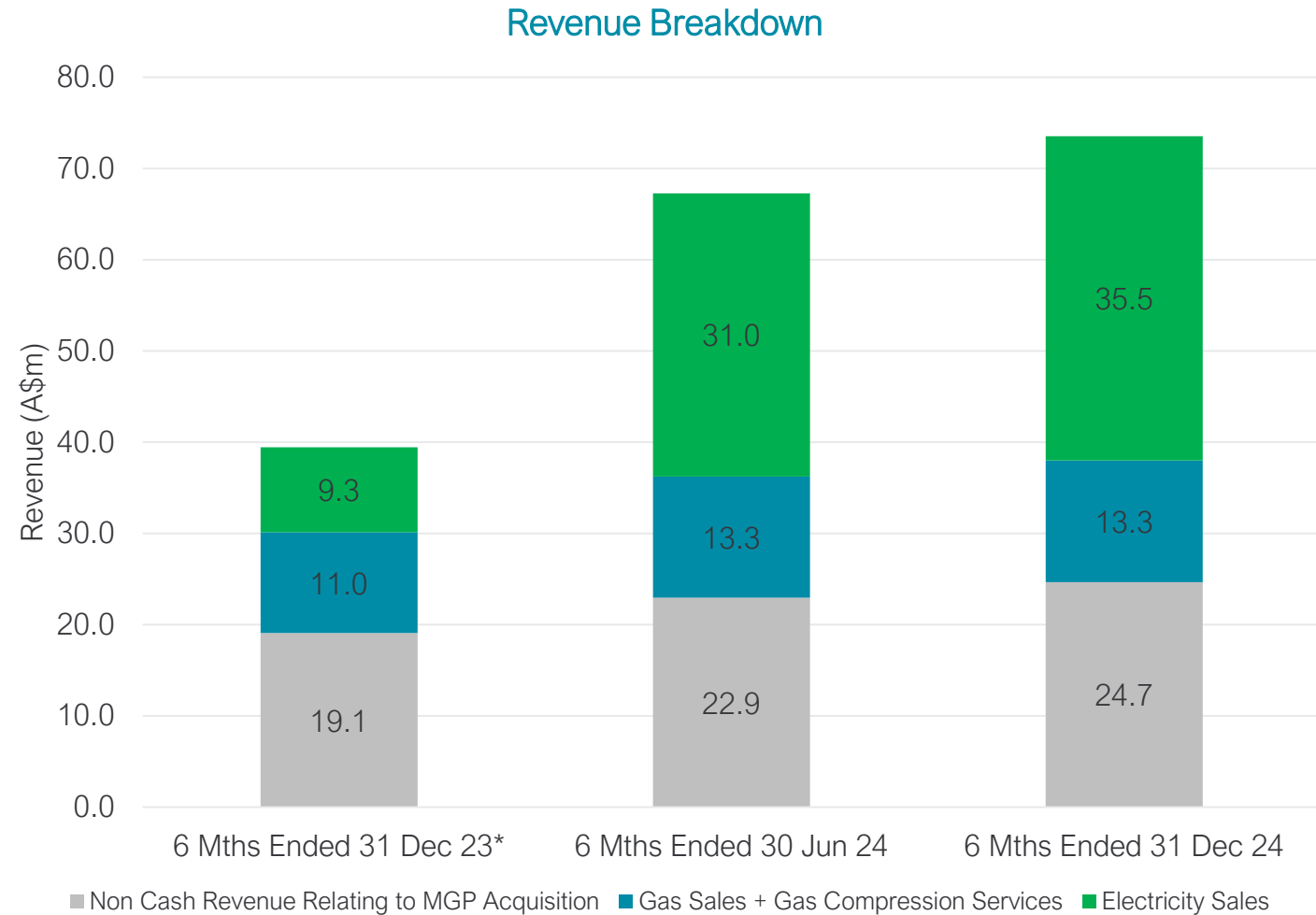
- QPM Energy is pleased to report a maiden Group profit after tax of \$15.5m for the 6 months ending December 2024 driven by:
  - Gas and electricity sales revenue growth.
  - Stable MGP operating cost base.
  - Non-cash revenue adjustments relating to accounting treatment of various contracts acquired as part of MGP acquisition.
  - Reduced TECH Project expenditure with costs offset by grant income.

## Summary Financials

	6 Months Ended	
	31-Dec-24	31-Dec-23
Revenue	73.5	39.4
EBITDA	38.9	(9.1)
Depreciation & Amortisation	(21.2)	(13.1)
<b>Operating Profit / (Loss)</b>	<b>17.7</b>	<b>(22.2)</b>
<b>Profit / (Loss) After Income Tax</b>	<b>15.5</b>	<b>(28.4)</b>

# Revenue Breakdown

- Consistent growth in revenue each 6-month period since acquisition of MGP primarily driven by growth in electricity revenues.

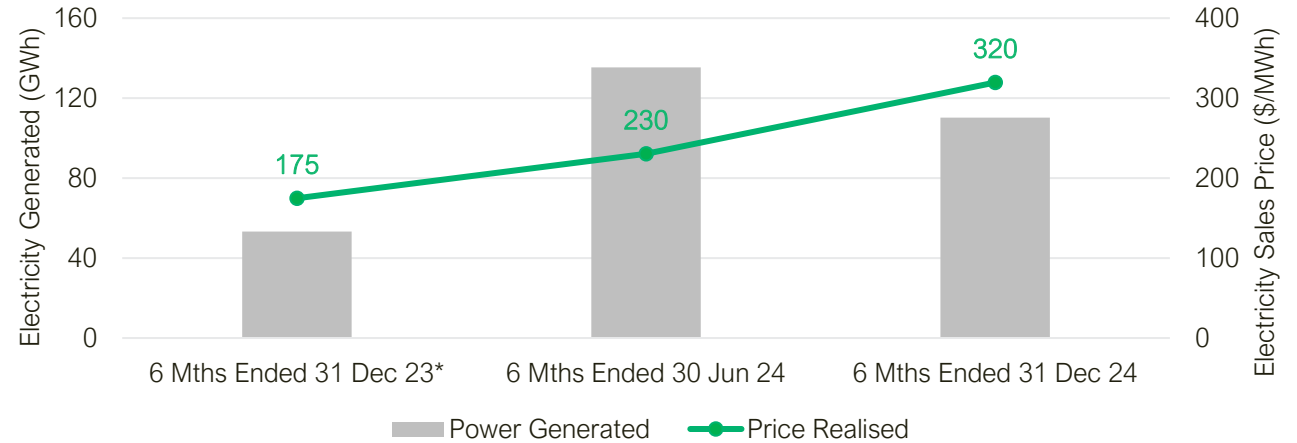


\*MGP was acquired 25<sup>th</sup> Aug 2023

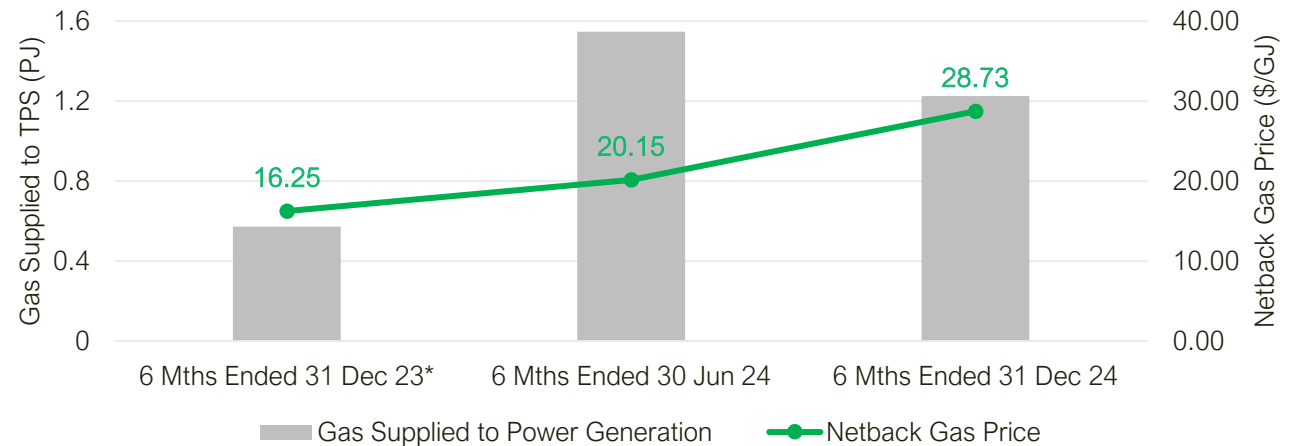
# Electricity Sales Revenue

- Growth in electricity sales revenue driven by strong realised prices, highlighting benefits of exposure to peak power market – an average of \$320/MWh was achieved.
- Strong electricity pricing delivers strong netback gas pricing - \$28.73/GJ was achieved during the Half-Year 31 December 2024.
- Lower electricity generation compared to the previous period which benefitted from additional gas available during a Dyno Nobel maintenance period in February 24.

TPS Electricity Generation and Price Received



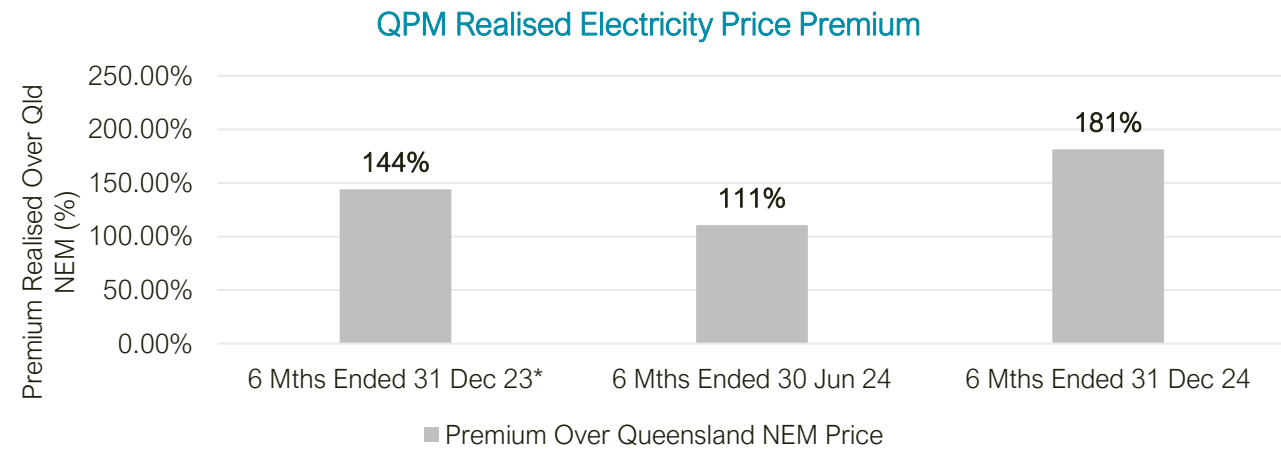
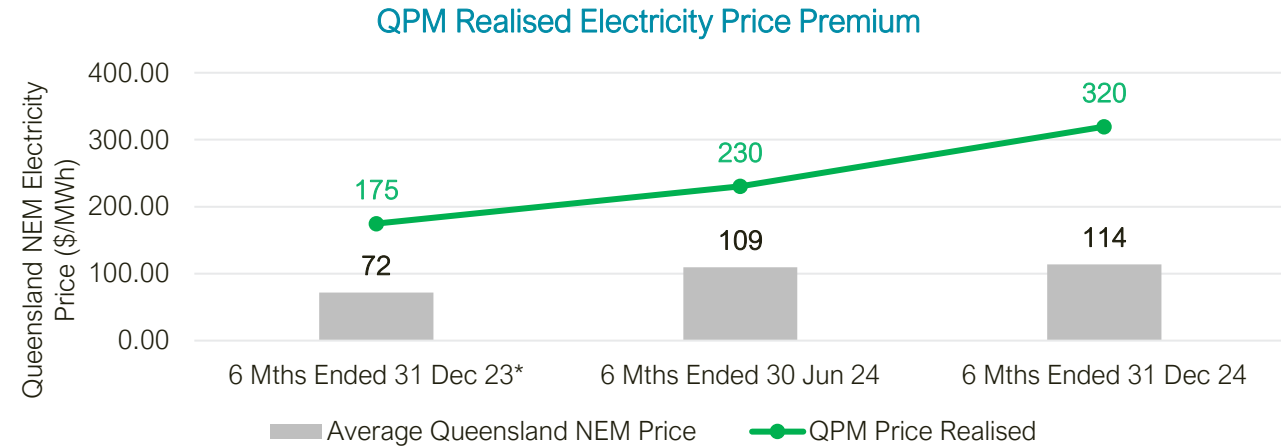
Gas Supplied to TPS and Netback Gas Price



\*MGP was acquired 25<sup>th</sup> Aug 2023

# Average Electricity Price vs Realised

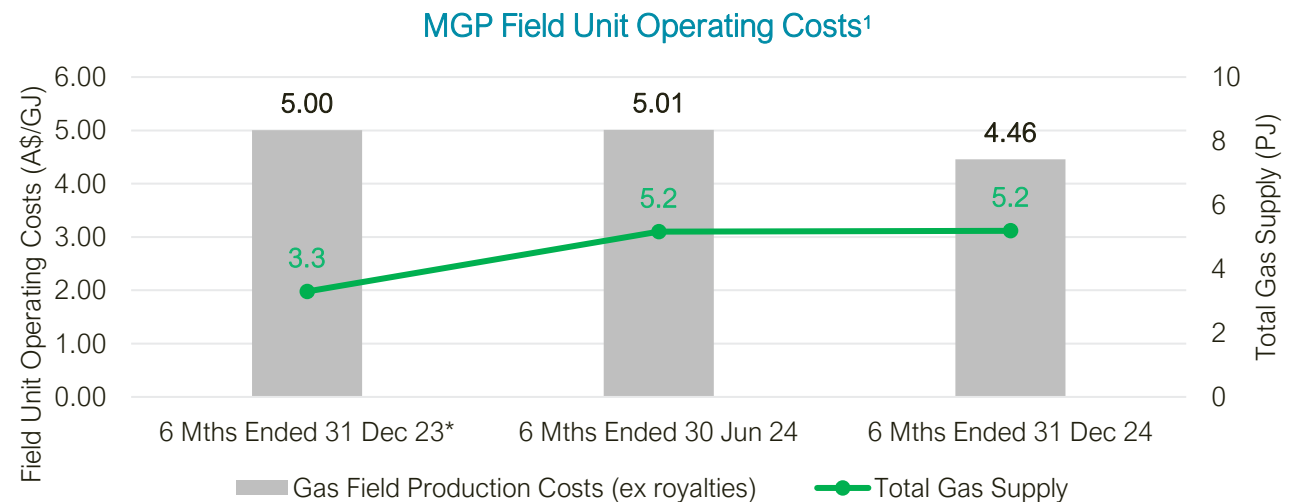
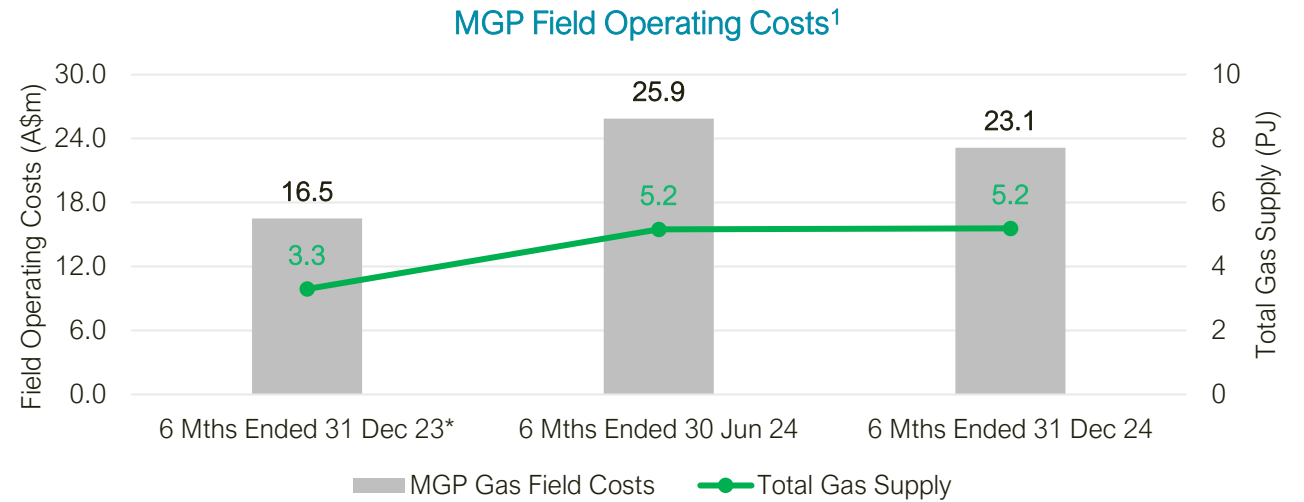
- QPM realised electricity price of \$320/MWh for the Half-Year Ended represents a premium of 181% to the average wholesale NEM price for the period.
- Increased premium highlights:
  - Strong peak electricity pricing.
  - QPM's successful dispatch strategy which captured market volatility events.



\*MGP was acquired 25<sup>th</sup> Aug 2023

# MGP Field Costs

- QPM has successfully reduced MGP Field unit costs for gas production since acquisition.
- Total field costs are relatively stable – increases in production should result in further unit cost reduction.



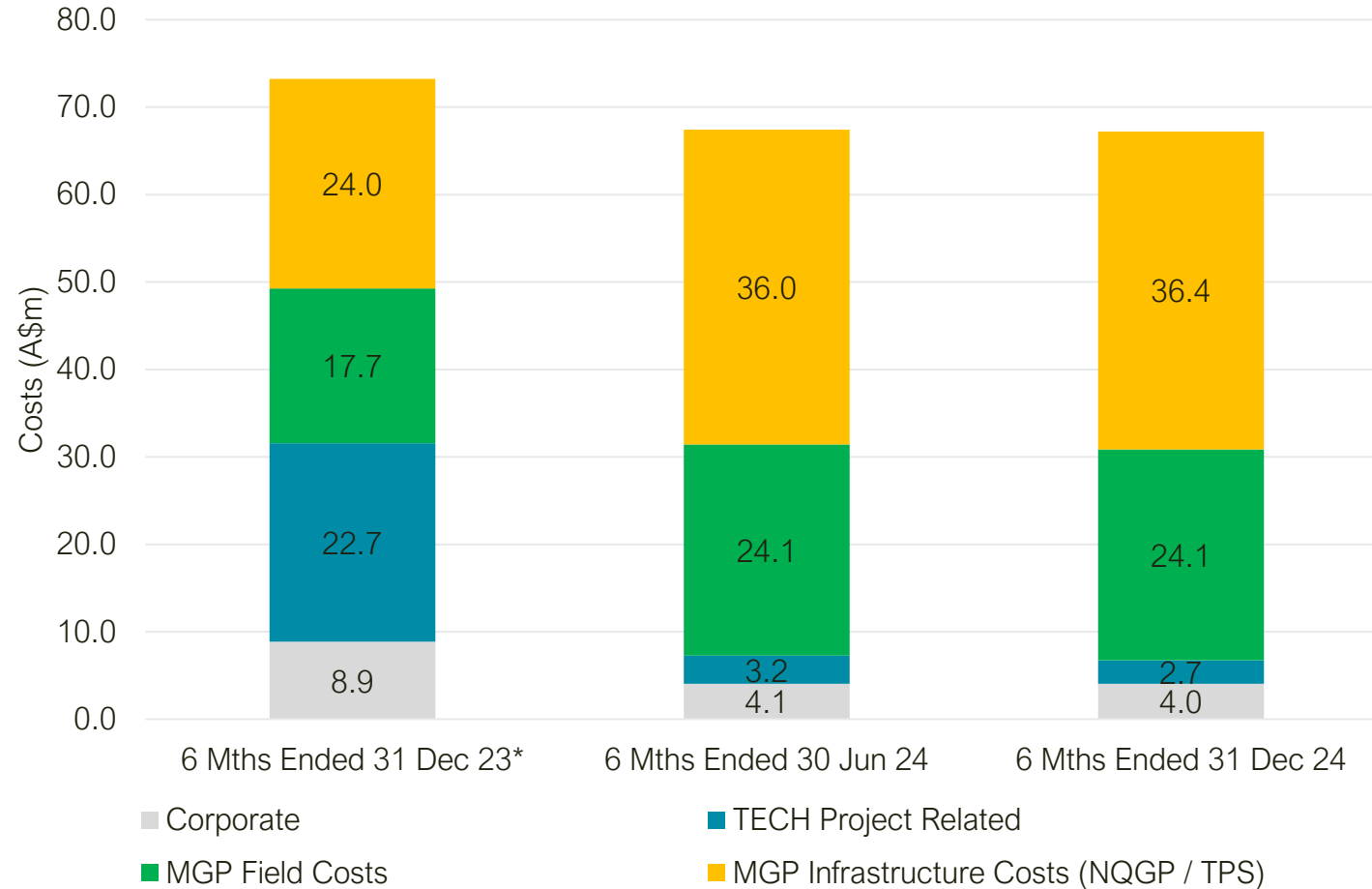
<sup>1</sup> – excludes royalties and overheads

\*MGP was acquired 25<sup>th</sup> Aug 2023

# Group Cost Breakdown

- Total group costs are decreasing driven by reductions in TECH Project and corporate costs.
- Highlights transition to focussing on the QPM Energy business
- A further reduction in costs is expected over the next 12 months due to:
  - Significant reduction in NQGP / TPS costs during the TPS overhaul period from April to June 2025.
  - Commencement of new MQGP and TPS contracts from 1 July 2025.

Group Cost Breakdown <sup>1</sup>

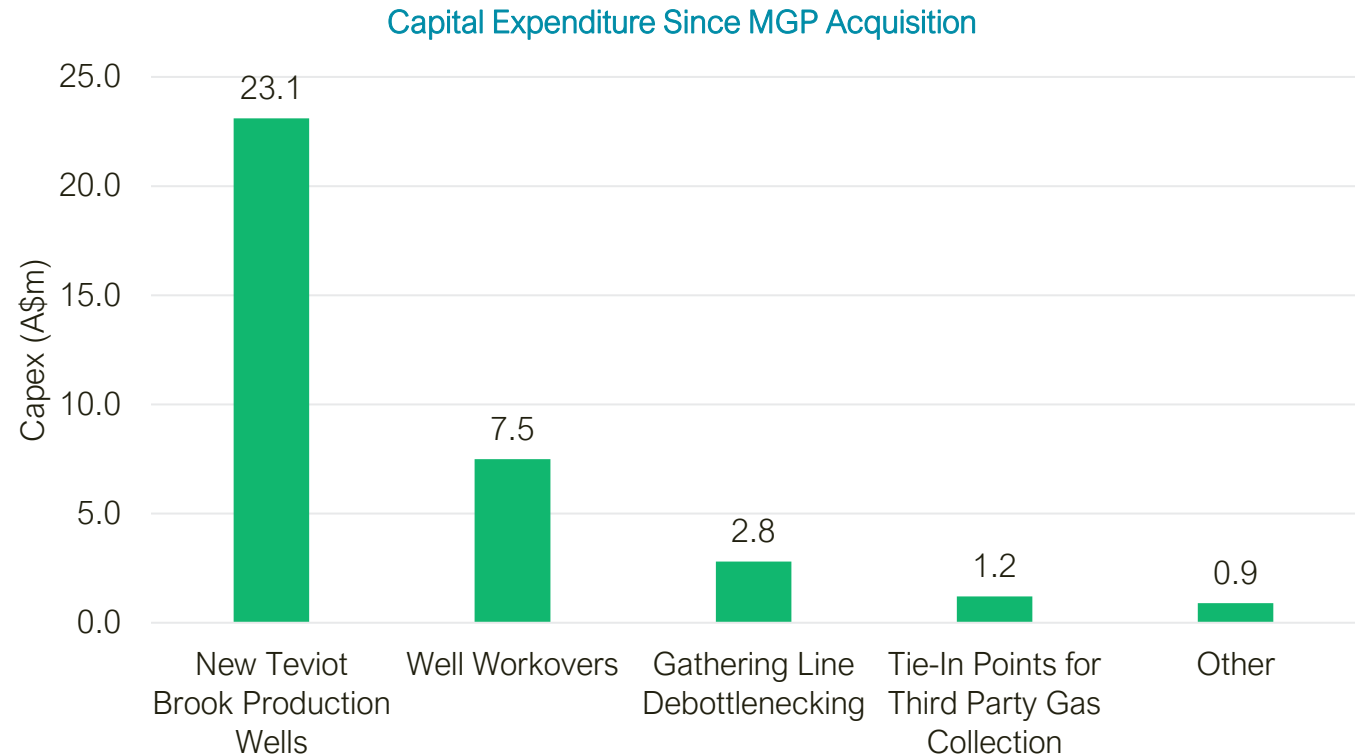


\*MGP was acquired 25<sup>th</sup> Aug 2023

<sup>1</sup> Note – actual costs incurred before accounting adjustments.

# Capital Expenditure

- Since acquisition of the MGP, QPM has invested \$35.5m in new wells, workovers of existing wells and other infrastructure improvements.
- This investment sets the foundation for further growth at MGP.
- Majority of the operating benefits relating to capital programs are yet to be realised.



# Outlook

- The 6 month period 1 Jan – 30 June 2025 will continue to be a period of transition for QPM with some key events impacting operating and financial results:
  - Planned overhaul of TPS, commencing late March through to the end of June
  - Management of gas field production levels ahead of and during TPS overhaul
  - Ongoing ownership transition of Teviot Brook and Grosvenor coal mines from Anglo to Peabody
- During this period, QPM will seek to continue to build on its achievements to date and ready itself for the financial year commencing 1 July 2025 where the company will benefit from:
  - New infrastructure agreements regarding TPS and NQGP come into effect, which will result in a reduction in fixed and overall costs
  - Completion of dewatering of new production wells and field debottlenecking works
- QPM also continues to advance on growth initiatives including:
  - Additional third-party gas supply
  - Reserves upgrade
  - New power generation opportunities