




Manuka Resources Ltd ABN 80 611 963 225

For personal use only



HALF YEAR REPORT 2024





31 December 2024 Interim Financial Report

For the 6-month period ended 31 December 2024

**Manuka Resources Ltd and its
controlled entity**

ABN 80 611 963 225

For personal use only

CORPORATE DIRECTORY

Directors

Dennis Karp – Executive Chairman

Alan J Eggers – Executive Director

John Seton – Non-Executive Director

Key Management

Haydn Lynch – Chief Operating Officer

Company Secretary

Eryn Kestel

Registered Office

Level 4, Grafton Bond Building
201 Kent Street
Sydney NSW 2000

www.manukaresources.com.au

Lawyers

K&L Gates
Level 31, 1 O'Connell Street
Sydney NSW 2000

Auditor

RSM Australia Partners
Level 13, 60 Castlereagh Street
Sydney NSW 2000

Share Registry

Automic Group Pty Ltd
Level 5, 126 Phillip Street
Sydney NSW 2000

Stock Exchange Listing

Manuka Resources Limited shares (Code: MKR) are listed on the Australian Securities Exchange.

Contents

| | Page |
|---|-------------|
| Directors' Report | 3 |
| Auditor's Independence Declaration | 10 |
| Consolidated Statement of Profit or Loss and Other Comprehensive Income | 11 |
| Consolidated Statement of Financial Position | 12 |
| Consolidated Statement of Changes in Equity | 14 |
| Consolidated Statement of Cash Flows | 15 |
| Notes to the Financial Statements | 16 |
| Directors' Declaration | 31 |
| Independent Auditor's Report | 32 |

For personal use only

Directors' Report

The Directors of Manuka Resources Ltd ('Manuka Resources') present their report together with the financial statements of the Entity or the Group, being Manuka Resources ('the Company') and its subsidiaries Mt Boppy Resources Pty Ltd ('Mt Boppy') and Trans-Tasman Resources Ltd (TTR) for the six months ended 31 December 2024.

Director details

The following persons were Directors of Manuka Resources during or since the end of the financial period and up to the date of this report:

- Mr Dennis Karp
- Mr John Seton
- Mr Alan J Eggers

Review of operations and financial results

The past six months of operations has focused on planning and preparatory works for the recommencement of precious metal production within the Company. Gold production from the processing of Mt Boppy ores and stockpiles at our 100% owned Wonawinta plant was suspended in February 2024 and the plant was placed on 'care and maintenance'. The reason behind the suspension of operations was primarily due to deteriorating gold grades, which when added to the haulage and processing costs, then rendered the returns from the gold recoveries sub-economic. Over the past six months, considerable effort has been focussed on the development of on-site processing at Mt Boppy which would eliminate the costs of haulage.

Manuka released its maiden silver reserve for its Wonawinta Silver Project in late October 2024¹. This is the only silver reserve in existence in Australia and with the recent upward movement in the silver price in Australian dollars, is becoming an increasingly valuable near-term production asset for the Company.

Manuka has a senior secured debt facility which initially expired on 31 January 2025 but was then extended to 31 May 2025² during the half year. The Company is progressed in discussions with a replacement lender and anticipates completing the refinance within the timeframe currently provided.

On 23 December 2024, the New Zealand government passed the Fast Track Approvals Act 2024 into law. Manuka's wholly owned subsidiary Trans-Tasman Resources' Taranaki VTM Project is listed in Schedule 2 of the Fast Track Act and is a mining project considered to meet the Fast Track Act's purpose including being a project of regional or national significance. Having our Taranaki iron sands project accepted for consideration by the one-stop-shop Fast Track Act represents a huge step forward in gaining our final approvals to develop this world class resource.

¹ ASX release 29 October 2024

² ASX release 23 December 2024

New Zealand’s Prime Minister Christopher Luxon’s State of the Nation 2025 speech³ on 23 January 2025 highlighted the new Fast Track legislation and the importance of mining in the New Zealand economy moving forward including the following:

“Fast Track will supercharge economic growth, enabling major investments and growth in energy, transport, aquaculture, and a range of other sectors – but we can go further.”

“In regions like Taranaki and the West Coast there are big economic opportunities – higher incomes, support for local business and families, and more investment in local infrastructure.”

“The minerals sector will also be critical for our climate transition – EVs, solar panels, and data centres aren’t made out of thin air.”

Taranaki VTM Project

Manuka holds a 100% interest in the Taranaki VTM Iron Sands Project via its wholly owned subsidiary TTR. Located offshore in the STB, within New Zealand’s Exclusive Economic Zone (“**EEZ**”), the project comprises a 3.2 billion tonne (“**Bt**”) veneniferous titanomagnetite (“**VTM**”) iron ore resource⁴ at 10.17% Fe₂O₃, 0.05% V₂O₅ (containing 1.6Mt V₂O₅) and 1.03% TiO₂ (Table 2), ranking it as one of the largest drilled vanadium projects globally. Indicated Resources comprise 65.7% of the total Resources with the balance being Inferred.

Table 2: Taranaki VTM Iron Sands Project Mineral Resource

| Resource | Bt | Fe ₂ O ₃ (%) | TiO ₂ (%) | V ₂ O ₅ (%) |
|--------------|------------|------------------------------------|----------------------|-----------------------------------|
| Indicated | 2.1 | 10.45 | 1.06 | 0.05 |
| Inferred | 1.1 | 9.64 | 0.99 | 0.04 |
| Total | 3.2 | 10.17 | 1.03 | 0.05 |

TTR has granted mineral mining permit MMP55581 within the EEZ containing 1.88Bt VTM resource where the current PFS mine plan can deliver production of 5Mt export concentrates a year grading 56-57%Fe, 0.5%V₂O₅ and 8.5%TiO₂. TTR’s adjoining mineral exploration permit, MEP54068 inside the 12Nm limit within the Coastal Management Area (“**CMA**”), contains a reported additional 1.29Bt VTM iron sands resource.

On 23 December the New Zealand government passed the Fast Track Approvals Act 2024 (the “**Fast Track Act**”) into law. TTR’s Taranaki VTM Project is listed in Schedule 2 of the Fast Track Act to be considered by an expert panel for final approvals to develop. Schedule 2 projects, including TTR’s, are considered to meet the Fast Track Act’s purpose including being projects of regional or national significance.

Fast Track applications, to be considered for approval by an expert panel, opened on 7 February 2025. TTR is now preparing to lodge its application under the Fast Track Act for consideration by a panel whose members have relevant knowledge and expertise in mining projects, to consider the approval of the Marine and Discharge Consents and apply any relevant conditions. This expert panel assessment is anticipated to be undertaken in early 2025.

On 31 January 2025 the New Zealand government released the Critical Minerals List to identify minerals essential to the economy and technological needs. Both vanadium and titanium are included in the Critical Minerals List, which is a further positive for TTR’s Taranaki VTM Project.

³ <https://www.beehive.govt.nz/speech/state-nation-2025>

⁴ ASX release 1 March 2023

The Critical Minerals List, alongside the Minerals Strategy for New Zealand 2040, also released on 31 January 2025, and the GNS Report on the NZ's Potential Economic Mineral Deposits released on 29 August 2024, all include offshore Taranaki VTM deposits containing vanadium and titanium in the STB controlled 100% by TTR. The MBIE reports provide the government with insight and facts as to the potential for the development of these mineral resources in New Zealand.

The New Zealand government has identified TTR's world-class vanadium rich iron sands project as one of national significance that has the ability to contribute to New Zealand's economy and export earnings and to the government's resource objective of doubling the value of New Zealand's mineral exports to \$3 billion by 2035.

NZ Resources minister Shane Jones in a speech⁵, when he launched the finalised NZ Critical Minerals List⁶ and the country's Mineral Strategy to 2040⁷ on 31 January 2025, he signalled a new direction for the growth of the NZ minerals sector and the resources friendly policy of his government.

"The Minerals Strategy for New Zealand adopts a strategic lens out to 2040, focusing our approach to the development of our minerals estate with a delivery roadmap to get us there. This is a holistic picture of minerals production from the earth, from reprocessing waste material, and from potential recycling and recovery."

"We have updated the goal of doubling our exports to \$3 billion by 2035 from the previous goal of \$2 billion. Statistics NZ reports that mineral exports for the financial year ending June 2023 totalled \$1.46 billion and our submitters were clear – we needed a more ambitious goal."

"This Government is taking an active, deliberate and co-ordinated approach to harnessing the potential of our natural resources to take us from 'open for business' to 'doing business'."

Geopolitical concerns exist over the security of vanadium supply from key producing nations of China with 39,210 tonnes vanadium metal a year (comprising 67% of global production), Russia with 11,760t (20%), South Africa 4,480t (7.7%) and Brazil 2,800t (4.8%)⁸. Along with New Zealand, vanadium now has "critical mineral" status in Australia, USA, Canada, UK and the EU.

The Taranaki VTM Project, when in production with an estimated annual production of 10,000t of vanadium, will make Manuka one of the leading vanadium producers in the world and propel NZ into the third largest producer of the metal after China and Russia.

Financial Summary

The loss for the consolidated entity for the half-year ended 31 December 2024 was \$8,369,652 (2023 Loss: \$8,565,882). As at 31 December 2024, the consolidated entity had \$2,038,521 in cash.

Resource Growth and Exploration Outlook

During the period under review the Company's geological team has continued to implement in part, the exploration work programmes established from the Q1 2023 Strategic Review. Specific targets were Au-Cu south of Mt Boppy and a detailed review of the Pipeline Ridge historic drilling. Planned drilling of Pipeline Ridge and Mt Boppy deeps was deferred to 2025. The MKR Resource Triangle (Fig. 1) shows the current

⁵ <https://www.beehive.govt.nz/speech/new-direction-minerals-sector-grow-economy>

⁶ <https://www.beehive.govt.nz/sites/default/files/202501/202501%20New%20Zealand%27s%20Critical%20Minerals%20List.pdf>

⁷ <https://www.beehive.govt.nz/sites/default/files/202501/202501%20A%20Minerals%20Strategy%20for%20New%20Zealand%20to%202040.pdf>

⁸ US Geological Survey, *Mineral Commodity Summaries, January 2025: V vanadium metal*

classification of the exploration targets, and those in highlighted on which work was undertaken during Q3 and Q4 2024.

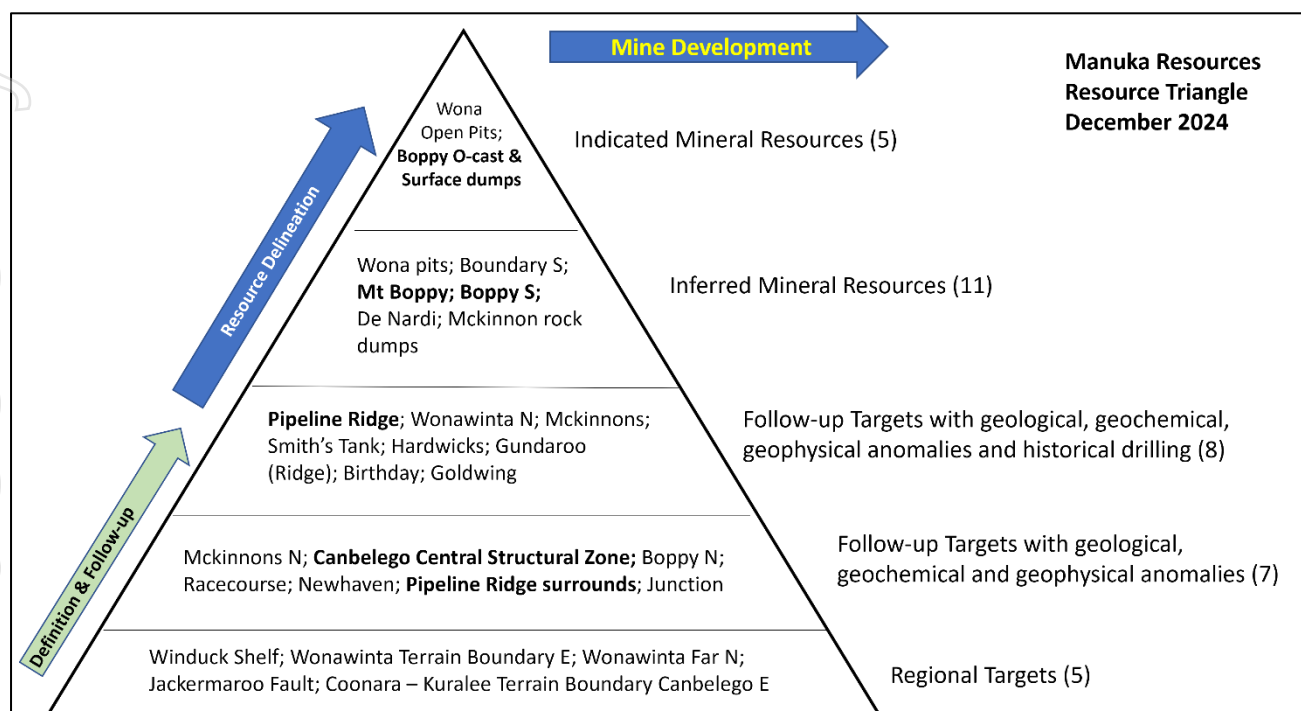


Figure 1: MKR Resource Triangle December 2024

Evaluation of the viability of mining the surface dumps at Mt Boppy continued during H2 2024. The mineral resource estimates post the December 2023 sonic drilling programme were reviewed, and block models are being revised for the main waste dump and the TSF3 tailings.

Metallurgical testwork was initiated on the main tailings impoundment TSF3, which is the main resource component of the project. The testwork yielded average results, indicative of the need for more detailed variability testwork on generating a payable flotation concentrate.

Other work programmes that have been progressed include:

- Continued geological modelling and assessment of historic drilling data of the Pipeline Ridge base metal – gold deposit (Figure 2), including re-assessment of available diamond core. Pipeline Ridge has potential for a gold opencast operation, and analysis and modelling of this target was progressed during H2 2024. Work on Pipeline Ridge involved a comprehensive review of historic reports plus all evaluation drilling to date. An assessment of developing an opencast gold operation has been progressed, and an infill drilling programme for this purpose designed. Historic drilling includes 32 diamond drill holes (6,590m) and 116 Reverse Circulation (RC) boreholes (6,059m). Based on preliminary geological modelling the initial startup opencast target is between 200-1,145Kt grading between 1.4 and 2.1 g/t Au, containing between 17 and 53 Koz Au. The development of this operation is strategically aligned with future plans over the next 3-4 years at Mt Boppy, located approximately 30km to the north.

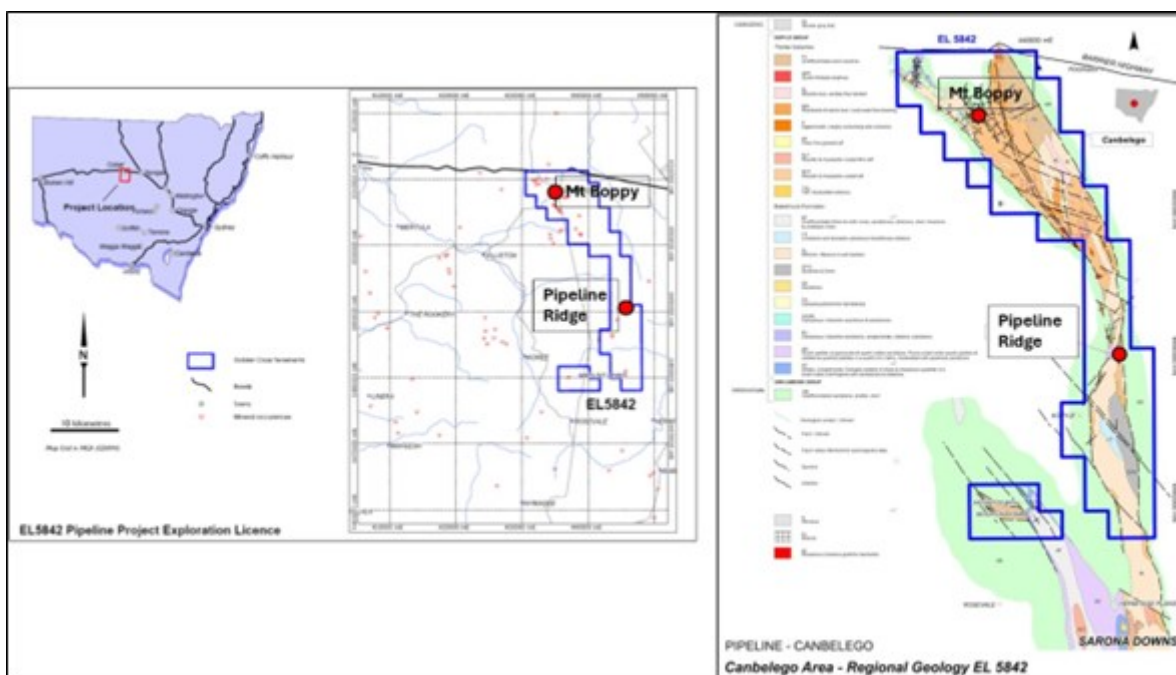


Figure 2: Pipeline Ridge exploration project, regional geology and Mt Boppy

- Ground survey and pXRF soil orientation surveys on the Canbelego Cu – (Au) target south of Mt Boppy on the Cobar Basin terrane boundary (Figure 3). Exploration field work involved establishing a 200m line spacing and 100m sample spacing grid straddling the NW-SE terrane boundary between the Baledmund Formation / Florida volcanics and the Girilambone Formation. The boundary is marked by structural deformation related to thrusting and accompanying shearing. Small historic shafts (e.g. The Priests, Canbelego Peak, Prendergast and Mouramba) exploited Cu (Pb-Zn) mineralisation. The soil and auger sampling orientation programme yielded anomalous Cu-Pb-Zn pXRF values (Figure 2). This phase of work will be followed up during H1 2025 with infill sampling on a 50 x 50m grid spacing.

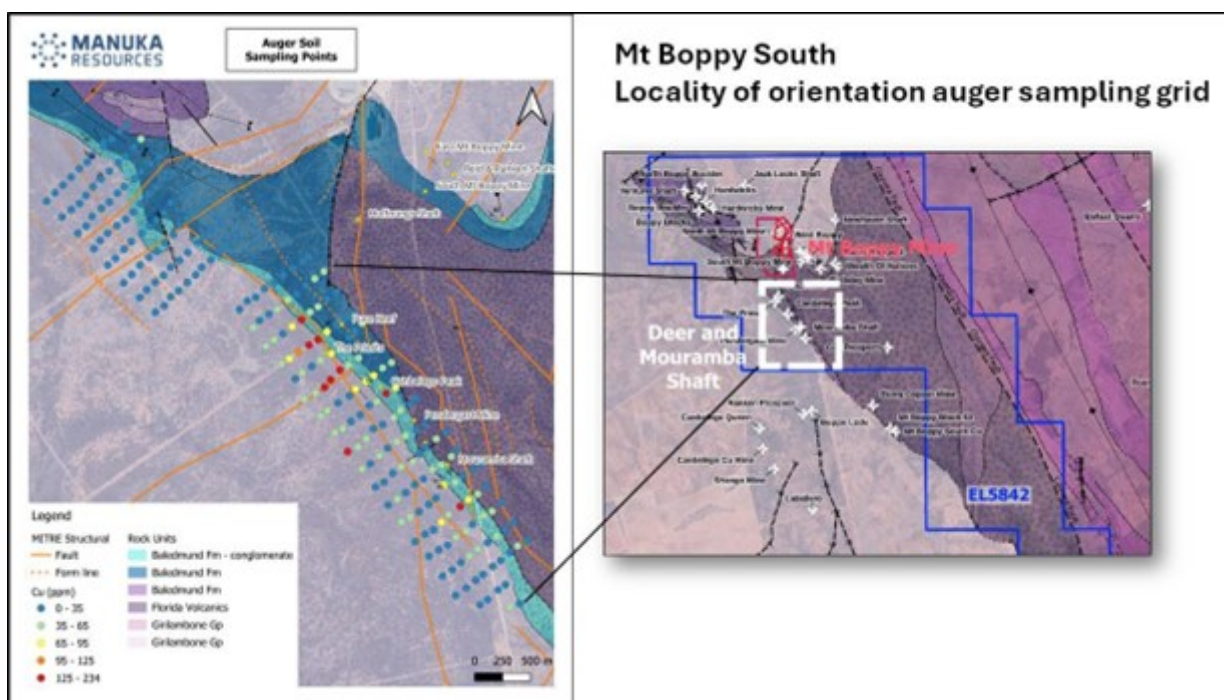


Figure 3: Canbelego – Boppy S Cu-(Au) exploration target

For personal use only

- Continued follow up examination of targets generated from a detailed regional geophysics synthesis of the Mt Boppy and Wonawinta ML's and exploration tenements, including conducting a merged data reinterpretation of all available magnetic data and a revised IP interpretation for the McKinnons gold prospect; and
- Continued analysis and reorganisation of the Company's extensive drilling and geochemical sampling database.

Drill programmes for 2025 have been scoped in-line with prioritisation of the targets on Figure 1 with encouraging engagement with local drilling contractors for these activities. Exploration of the Pipeline Ridge prospect and Mt Boppy mine deeps drilling remain priority targets, and these activities are expected to start during Calendar H2 2025. The possibility of reopening the Wonawinta Ag mine has fast tracked a review of existing mineral resource delineation and exploration drilling on the project. Certain infill programmes converting Inferred mineral resources to an Indicated classification are being assessed during H1 2025.

Significant changes in state of affairs

During the half-year there have been no significant changes in the state of affairs of the Group, but the following events are noteworthy:

- Further Extension of Secured Debt Facility**

Since the end of the reporting period, the Company successfully negotiated to extend the term of the secured debt facility to 31 May 2025. The extension has been granted on existing terms and rates with no extension penalties or cash fees.

- Maiden Ore Reserve – Wonawinta Silver Mine⁹**

On 29 October 2024 Manuka released its Maiden Ore Reserve for its 100% owned Wonawinta Silver Mine. This is the only primary silver reserve in Australia, with all mining approvals current and intact, plus a fully constructed and (until recently), operating processing plant.

The Ore Reserve is 4.8Mt at 53.8g/t Ag containing 8.4Moz of silver comprising:

Proved Ore Reserves of 0.8Mt at 50.8g/t Ag; and

Probable Ore Reserves of 4.1Mt at 54.3g/t Ag (the breakdown on a per pit basis is shown in table 3 below)

The total Wonawinta Resource comprises 38.3Mt at 41.3g/t Ag for ~51Moz of silver¹⁰.

Table 3 Breakdown of silver reserve on a pit-by-pit basis

| Ore Source | Proved | | | Probable | | | Total | | |
|--------------|------------|-------------|------------|------------|-------------|------------|------------|-------------|------------|
| | Mt | g/t Ag | Moz | Mt | g/t Ag | Moz | Mt | g/t Ag | Moz |
| Belah Pit | - | - | - | 1.0 | 60.6 | 1.9 | 1.0 | 60.6 | 1.9 |
| Bimble Pit | - | - | - | 0.7 | 57.4 | 1.3 | 0.7 | 57.4 | 1.3 |
| Boundary Pit | 0.4 | 50.1 | 0.6 | 1.3 | 49.7 | 2.1 | 1.8 | 49.8 | 2.9 |
| Manuka Pit | 0.4 | 51.5 | 0.7 | 1.1 | 52.5 | 1.9 | 1.5 | 52.3 | 2.5 |
| Total | 0.8 | 50.8 | 1.3 | 4.1 | 54.3 | 7.1 | 4.8 | 53.8 | 8.4 |

⁹ ASX release 29 October 2024

¹⁰ ASX release 1 April 2021

Events arising since the end of the reporting period

There are no other matters or circumstances that have arisen since the end of the period that has significantly affected or may significantly affect either:

- the entity's operations in future financial years;
- the results of those operations in future financial years; or
- the entity's state of affairs in future financial years.

Dividends

No dividends were paid or declared during the period and no recommendation is made as to dividends.

Auditor's Independence Declaration

A copy of the Auditor's Independence Declaration as required under s.307C of the *Corporations Act 2001* is included on the following page of this financial report and forms part of this Director's Report.

This report is made in accordance with a resolution of directors, pursuant to section 306(3)(a) of the *Corporations Act 2001*

Signed in accordance with a resolution of the Directors.



Dennis Karp

Director

Date: 14 March 2025

RSM Australia Partners

Level 13, 60 Castlereagh Street Sydney NSW 2000
GPO Box 5138 Sydney NSW 2001

T +61 (0) 2 8226 4500
F +61 (0) 2 8226 4501

www.rsm.com.au

AUDITOR'S INDEPENDENCE DECLARATION

As lead auditor for the review of the financial report of Manuka Resources Limited for the half-year ended 31 December 2024, I declare that, to the best of my knowledge and belief, there have been no contraventions of:

- (i) the auditor independence requirements of the *Corporations Act 2001* in relation to the review; and
- (ii) any applicable code of professional conduct in relation to the review.

A handwritten signature in blue ink, appearing to read "RSM".**RSM AUSTRALIA PARTNERS**A handwritten signature in blue ink, appearing to read "Cameron Hume".

Cameron Hume
Partner

Sydney, NSW

Dated: 14 March 2025

THE POWER OF BEING UNDERSTOOD
ASSURANCE | TAX | CONSULTING

RSM Australia Partners is a member of the RSM network and trades as RSM. RSM is the trading name used by the members of the RSM network. Each member of the RSM network is an independent accounting and consulting firm which practices in its own right. The RSM network is not itself a separate legal entity in any jurisdiction.
RSM Australia Partners ABN 36 965 185 036
Liability limited by a scheme approved under Professional Standards Legislation

For personal use only



Consolidated Condensed Interim Statement of Profit or Loss and Other Comprehensive Income

For the half-year ended 31 December 2024

| | Notes | 31 December 2024 \$ | 31 December 2023 \$ |
|--|-------|---------------------------|---------------------------|
| Sales revenue | 5(a) | - | 14,458,032 |
| Cost of sales | 6(a) | - | (17,992,997) |
| Operating loss | | - | (3,534,965) |
| Other income | 5(b) | 347,441 | 260,122 |
| Other expenses | 6(b) | (3,241,818) | (2,209,733) |
| Foreign exchange gains / (losses) | | (2,046,073) | 828,177 |
| Loss before finance expenses | | (4,940,450) | (4,656,399) |
| Finance expenses | 6(c) | (3,429,202) | (3,909,483) |
| Loss before income tax | | (8,369,652) | (8,565,882) |
| Income tax expense | | - | - |
| Loss for the period attributable to members of Manuka Resources Limited | | (8,369,652) | (8,565,882) |
| Other comprehensive income / (loss) | | (292,923) | 320,790 |
| Total comprehensive loss for the period attributable to members of Manuka Resources Limited | | (8,662,575) | (8,245,092) |
| Loss per share for loss attributable to the ordinary equity holders of the Company | | | |
| Basic profit /(loss) per share (cents per share) | 15 | (1.07) | (1.54) |
| Diluted profit /(loss) per share (cents per share) | 15 | (1.07) | (1.54) |

This statement should be read in conjunction with the notes to the financial statements.

Consolidated Condensed Interim Statement of Financial Position

As of 31 December 2024

| Notes | 31 December 2024 \$ | 30 June 2024 \$ |
|--|---------------------------|-----------------------|
| Assets | | |
| Current | | |
| Cash and cash equivalents | 2,038,521 | 2,125,350 |
| Trade and other receivables | 17,386 | 14,332 |
| Inventories | 238,022 | 226,451 |
| Prepayments | 138,393 | 54,683 |
| Other financial assets | 46,000 | 95,565 |
| Total current assets | 2,478,322 | 2,516,381 |
| Non-current | | |
| Mine properties and development assets | 552,829 | 878,485 |
| Exploration and evaluation assets | 37,013,927 | 36,549,107 |
| Property, plant and equipment | 14,618,689 | 14,891,900 |
| Right-of-use Assets | 265,811 | 128,629 |
| Other financial assets | 6,308,845 | 6,173,104 |
| Total non-current assets | 58,760,101 | 58,621,225 |
| Total assets | 61,238,423 | 61,137,606 |
| Liabilities | | |
| Current | | |
| Trade and other payables | 7,352,026 | 7,241,172 |
| Provisions | 333,820 | 308,318 |
| Contract liabilities | - | - |
| Borrowings | 36,709,778 | 28,199,863 |
| Lease liabilities | 211,498 | 141,195 |
| Total current liabilities | 44,607,122 | 35,890,548 |
| Non-current | | |
| Provisions | 7,767,809 | 8,047,418 |
| Lease liabilities | 98,774 | - |
| Borrowings | 129,650 | 189,489 |
| Total non-current liabilities | 7,996,233 | 8,236,907 |
| Total liabilities | 52,603,355 | 44,127,455 |
| Net assets | 8,635,068 | 17,010,151 |

For personal use only

Consolidated Condensed Interim Statement of Financial Position (continued)

As of 31 December 2024

| | Notes | 31 December 2024 \$ | 30 June 2024 \$ |
|-----------------------------|-------|---------------------------|-----------------------|
| Equity | | | |
| Share Capital | 16 | 71,502,663 | 71,396,811 |
| Share based payment reserve | 17 | 5,435,349 | 5,253,710 |
| Other reserves | | (320,036) | (27,113) |
| Accumulated losses | | (67,982,908) | (59,613,257) |
| Total equity | | 8,635,068 | 17,010,151 |

This statement should be read in conjunction with the notes to the financial statements.

For personal use only

Consolidated Condensed Interim Statement of Changes in Equity

For the half-year ended 31 December 2024

| | Share Capital | Share-based payment reserve | Other reserves | Accumulated losses | Total equity |
|--|-------------------|--------------------------------|-------------------|-----------------------|--------------------|
| | \$ | \$ | \$ | \$ | \$ |
| Balance at 1 July 2023 | 57,038,387 | 4,242,049 | 40,160 | (41,378,623) | 19,941,973 |
| Loss for the period | - | - | - | (8,565,882) | (8,565,882) |
| Other comprehensive loss | - | - | 320,790 | - | 320,790 |
| Total comprehensive loss for the period | - | - | 320,790 | (8,565,882) | (8,245,092) |
| Contribution of equity | 1,313,399 | - | - | - | 1,313,399 |
| Share based payments | - | 524,516 | - | - | 524,516 |
| Share issue costs | (172,979) | - | - | - | (172,979) |
| Balance at 31 December 2023 | 58,178,807 | 4,766,565 | 360,950 | (49,944,505) | 13,361,817 |
| Balance at 1 July 2024 | 71,396,811 | 5,253,710 | (27,113) | (59,613,257) | 17,010,151 |
| Loss for the period | - | - | - | (8,369,652) | (8,369,652) |
| Other comprehensive loss | - | - | (292,923) | - | (292,923) |
| Total comprehensive loss for the period | - | - | (292,923) | (8,369,652) | (8,662,575) |
| Contribution of equity | 253,000 | - | - | - | 253,000 |
| Share based payments | - | 181,638 | - | - | 181,638 |
| Share issue costs | (147,148) | - | - | - | (147,148) |
| Balance at 31 December 2024 | 71,502,663 | 5,435,349 | (320,036) | (67,982,908) | 8,635,068 |

This statement should be read in conjunction with the notes to the financial statements.

For personal use only

Consolidated Condensed Interim Statement of Cash Flows

For the half-year ended 31 December 2024

| | 31 December 2024 | 31 December 2023 |
|---|---------------------|---------------------|
| | \$ | \$ |
| Operating activities | | |
| Receipts from customers | 3,627 | 14,256,647 |
| Payments to suppliers and employees | (3,345,209) | (15,001,051) |
| Other income | 347,441 | 236,247 |
| Finance costs paid | (277,595) | (320,813) |
| Net cash used in operating activities | (3,271,736) | (828,970) |
| Investing activities | | |
| Acquisition of property, plant and equipment | - | (6,808) |
| Disposal of property, plant and equipment | 61,127 | - |
| Payments for development and exploration assets | (204,743) | (557,787) |
| Payment for other assets | - | (23,565) |
| Exploration Bonds | 26,000 | - |
| Security Bond | 23,565 | - |
| Net cash used in investing activities | (94,051) | (588,160) |
| Financing activities | | |
| Repayments of borrowings | (15,915,895) | (2,491,141) |
| Proceeds from borrowings | 19,224,285 | 3,425,980 |
| Repayment of lease liabilities | (135,284) | (202,631) |
| Proceeds from issues of ordinary shares | 253,000 | 1,047,500 |
| Costs of issue of ordinary shares | (147,148) | (77,216) |
| Net cash from financing activities | 3,278,958 | 1,702,492 |
| Net change in cash and cash equivalents | (86,829) | 285,362 |
| Cash and cash equivalents, at beginning of the period | 2,125,350 | 265,833 |
| Cash and cash equivalents, at end of period | 2,038,521 | 551,195 |

This statement should be read in conjunction with the notes to the financial statements.

Notes to the Financial Statements

1 Nature of operations

The principal activities of Manuka Resources Ltd comprise of exploration, mine development, mining and processing of silver and gold, as well as completing the approval process and bringing its Taranaki VTM project into production.

During the financial half-year ending 31 December 2024, the Company's principal activities related to preparatory works preparing the restart of the Mt Boppy gold project, with the processing of mineralised gold material from Mt Boppy (Mt Boppy Stockpile Reprocessing) including bulk sampling and screening and haulage of screened material. Field activities focused on a comprehensive review of all exploration prospects and completion of a sonic drill programme. Works were also carried out completing the Company's Maiden Silver Reserve and assessing the potential restart of the Wonawinta silver project. Manuka has previously noted that it was to restart Mt Boppy first, prior to commencing production at Wonawinta. However, the final restart order may change depending on comparative financial forecasts and risk assessments due to be completed beginning Q2 2025.

Trans-Tasman Resources Limited, Manuka's 100% owned subsidiary continued to work through the final approval stages of its Taranaki VTM project. Consistent NZ government communication surrounding the implementation of its Fast Track legislation was encouraging, and finally on 23 December the New Zealand government passed the Fast Track Approvals Act 2024 (the "Fast Track Act") into law. TTR's Taranaki VTM Project is listed in Schedule 2 of the Fast Track Act to be considered by an expert panel for final approvals to develop. Schedule 2 projects, including TTR's, are considered to meet the Fast Track Act's purpose including being projects of regional or national significance.

2 Basis of preparation

The interim consolidated financial statements of the Group are for the six months ended 31 December 2024 and are presented in Australian dollars (\$), which is the functional currency of the parent company.

These interim condensed consolidated financial statements have been prepared in accordance with the requirements of the Corporations Act 2001 and AASB 134 Interim Financial Reporting. They do not include all the information required in annual financial statements in accordance with Australian Accounting Standards and should be read in conjunction with the consolidated financial statements of the Group for the year ended 30 June 2024 together with any public announcements made during the half-year ended 31 December 2024.

The interim financial report has been approved and authorised for issue by the board of directors on 14 March 2025.

2.1 Going Concern

The financial statements have been prepared on the going concern basis, which contemplates continuity of normal business activities and the realisation of assets and discharge of liabilities in the normal course of business.

As disclosed in the financial statements, the group incurred a loss of \$8,369,652 and had net cash outflows from operating activities of \$3,271,736 for the half-year ended 31 December 2024. As at that date the company net current liabilities of \$42,128,800.

These factors indicate a material uncertainty which may cast significant doubt as to whether the Group will continue as a going concern and therefore whether it will realise its assets and extinguish its liabilities in the normal course of business and at the amounts stated in the financial report.

The ability to continue as a going concern is dependent on a number of factors, including:

- Continue to negotiate further loan extensions or raise additional funds in the capital markets, to the extent that a debt restructure does not occur within the extension periods currently agreed.
- Continue to manage the creditor book and repayment of long dated and past due creditors via funds from capital raising, conversion of debt to equity or the use of working capital/short term loan facilities as required.
- Arranging and obtaining new funding from external non-bank lender.
- the ability of the Group to commence silver production profitably and consistently as planned at Wonawinta
- raising additional funds in the capital markets
- Sell down, divest or farm out its non-current assets.

The Directors are confident that the above steps can be achieved based on:

- History of success in raising funds in the market, as previously demonstrated since Manuka's IPO in July 2020.
- History of being able to successfully extend the current debt facilities, noting the facility with TransAsia Private Capital Limited (as disclosed in Note 14) has been successfully extended twice previously;
- The company has advanced discussions with an external lender to refinance the existing current debt facilities.
- The level of support extended from key suppliers and creditors to date all of whom are displaying a strong interest in seeing the Company return to steady gold or silver production.
- High gold and silver prices which both lend themselves to a profitable resumption of production from material from either the Wonawinta silver project or the Mt Boppy gold project.

Accordingly, the Directors believe that the Group will be able to continue as a going concern and that it is appropriate to adopt the going concern basis in the preparation of the financial report.

The financial report does not include any adjustments relating to the amounts or classification of recorded assets or liabilities that might be necessary if the Group does not continue as a going concern.

3 Material accounting policies

These general-purpose financial statements for the interim half-year reporting period ended 31 December 2024 have been prepared in accordance with Australian Accounting Standard 134 'Interim Financial Reporting' and the Corporations Act 2001, as appropriate for for-profit oriented entities. Compliance with AASB 134 ensures compliance with International Financial Reporting Standard IAS 34 'Interim Financial Reporting'.

These general-purpose financial statements do not include all the notes of the type normally included in annual financial statements. Accordingly, these financial statements are to be read in conjunction with any

public announcements made by the Company during the interim reporting period in accordance with the continuous disclosure requirements of the Corporations Act 2001.

All other accounting policies and methods of computation are consistent with those of the most recent annual financial statements.

New, revised or amending Accounting Standards and Interpretations adopted

The accounting policies adopted in the preparation of the interim consolidated financial statements are consistent with those following in the preparation of the Group's annual consolidated financial statements for the year ended 30 June 2024 unless otherwise stated.

Several amendments and interpretations apply for the first time in the current financial year, but do not have an impact on the interim consolidated financial statements of the Group and are not expected to have any significant impact for the full financial year ending 30 June 2024. These standards are:

- AASB 2020-1 Amendments to Australian Accounting Standards – Classification of Liabilities as current or non-current.

Any new, revised or amending Accounting Standards or Interpretations that are not yet effective have not been adopted. The consolidated entity has not yet completed a detailed review of these, however, does not expect any of them to have a material impact on the financial results upon adoption.

4 Segment reporting

Identification of reportable segments

The Group has identified operating segments based on the internal reports that are reviewed and used by the board of directors (chief operating decision makers) in assessing performance and determining the allocation of resources. Currently all the Group's gold and silver tenements and resources are in New South Wales.

Three operating segments have been identified:

- Exploration - Australia: Exploration of existing gold and silver leases and exploration leases at Wonawinta and Mt Boppy projects
- Exploration – NZ: Exploration of acquired mining and exploration leases at the Taranaki VTM Project (New Zealand)
- Operations: being the appraisal, development and processing of gold and silver deposits

The following table presents revenue and loss information regarding operating segments for the half-year periods ended 31 December 2024 and 31 December 2023.

| Half-year ended 31 December 2024 | Exploration NZ | Exploration Australia | Operations | Total \$ |
|--|-------------------|--------------------------|--------------------|--------------------|
| Segment revenue (external customers) | - | - | - | - |
| Segment cost of sales | - | - | - | - |
| Segment operating contribution | - | - | - | - |
| Other income | - | - | 347,441 | 347,441 |
| Expenses | (24,559) | (21,973) | (3,195,286) | (3,241,818) |
| Foreign exchange gains / (losses) | - | - | (2,046,073) | (2,046,073) |
| Finance expenses | - | - | (3,429,202) | (3,429,202) |
| Profit / (loss) before income tax | (24,559) | (21,973) | (8,323,120) | (8,369,652) |

| Half-year ended 31 December 2023 | Exploration NZ | Exploration Australia | Operations | Total \$ |
|--|-------------------|--------------------------|--------------------|--------------------|
| Segment revenue (external customers) | - | - | 14,458,032 | 14,458,032 |
| Segment cost of sales | - | - | (17,992,997) | (17,992,997) |
| Segment operating contribution | - | - | (3,534,965) | (3,534,965) |
| Other income | - | - | 260,122 | 260,122 |
| Expenses | (96,110) | (4,685) | (2,108,938) | (2,209,733) |
| Share based payments | - | - | 828,177 | 828,177 |
| Finance expenses | - | - | (3,909,483) | (3,909,483) |
| Profit / (loss) before income tax | (96,110) | (4,685) | (8,465,087) | (8,565,882) |

The following table presents segment assets and liabilities of operating segments at 31 December 2024 and 30 June 2024.

| Segment Assets | Exploration NZ | Exploration Australia | Operations | Total \$ |
|------------------------|-------------------|--------------------------|------------|-------------|
| As at 31 December 2024 | 25,939,409 | 11,074,518 | 24,224,496 | 61,238,423 |
| As at 30 June 2024 | 26,219,527 | 10,329,579 | 24,588,499 | 61,137,605 |
| Segment Liabilities | Exploration NZ | Exploration Australia | Operations | Total \$ |
| As at 31 December 2024 | - | 21,973 | 52,336,947 | 52,358,920 |
| As at 30 June 2024 | - | 119,705 | 44,007,750 | 44,127,455 |

Revenue and assets by geographical region

The Company's revenue is derived from sources and assets located wholly within Australia.

Major customers

The Company currently delivers all its product to one off-taker.

5 Revenue and other income

| | Notes | 31 December 2024 \$ | 31 December 2023 \$ |
|--|-------|---------------------------|---------------------------|
| (a) Operating sales revenue | | | |
| Sale of mineralised ore – gold | | - | 13,746,545 |
| Sale of mineralised ore – silver | | - | 711,487 |
| Total revenue from contracts with customers | | - | 14,458,032 |
| (b) Other income | | | |
| Income from insurance claims | | - | 18,959 |
| Government grants | | - | 150,000 |
| Other income | | 347,441 | 91,163 |
| Total other income | | 347,441 | 260,122 |

6 Expenses

(a) Cost of sales

| | 31 December 2024 | 31 December 2023 |
|----------------------------------|---------------------|---------------------|
| | \$ | \$ |
| Mining expenses | - | - |
| Hauling and crushing expenses | - | 5,158,494 |
| Processing and refining expenses | - | 8,564,888 |
| Site administration expenses | - | 3,110,769 |
| Amortisation of mine properties | - | 19,063 |
| Inventories movements | - | 1,139,783 |
| Total cost of sales | - | 17,992,997 |

(b) Other expenses

| | 31 December 2024 | 31 December 2023 |
|-------------------------------|---------------------|---------------------|
| | \$ | \$ |
| Professional expenses | 959,296 | 1,129,876 |
| Employment expenses | 422,074 | 651,064 |
| Depreciation and amortisation | 178,617 | 274,835 |
| Other expenses | 1,681,831 | 153,958 |
| Total other expenses | 3,241,818 | 2,209,733 |

(c) Finance expenses

| | 31 December 2024 | 31 December 2023 |
|---|---------------------|---------------------|
| | \$ | \$ |
| Interest expense | 1,777,302 | 3,132,829 |
| Amortisation of prepaid borrowing costs | - | 269,419 |
| Discounting and change of rehabilitation provisions | (294,683) | 64,741 |
| Discounting impact of financial assets | (325,655) | (210,765) |
| Share-based payments to lenders | 181,638 | 407,510 |
| Other finance charges | 2,090,600 | 245,749 |
| Total finance expenses | 3,429,202 | 3,909,483 |

7 Inventories

Inventories consist of the following:

| | 31 December 2024 | 30 June 2024 |
|--|---------------------|-----------------|
| | \$ | \$ |
| Consumables supplies and spares | 238,022 | 226,451 |
| Inventories at cost or net realisable value | 238,022 | 226,451 |

8 Other financial assets

| Notes | 31 December 2024 | 30 June 2024 |
|-------|---------------------|-----------------|
| | \$ | \$ |
| | - | - |

Other financial assets comprise the following:

Current assets at historical cost

| | | | |
|---|-----|------------------|------------------|
| Mt Boppy Resources - Deposits for exploration bonds | | 46,000 | 72,000 |
| Security Deposit | | - | 23,565 |
| Total current other financial assets | | 46,000 | 95,565 |
| Non-current assets at amortised cost | | | |
| Manuka Resources - Deposit for environmental bond | (a) | 4,930,699 | 4,824,610 |
| Mt Boppy Resources – Deposit for environmental bond | (b) | 1,203,143 | 1,177,256 |
| Term Deposit | (a) | 175,003 | 171,238 |
| Total non-current other financial assets | | 6,308,845 | 6,173,104 |
| Total other financial assets | | 6,354,845 | 6,268,669 |

The carrying amount of other financial assets is considered a reasonable approximation of fair value stated below:

- (a) The Environmental Bond and the Term Deposit in the name of Manuka Resources Ltd have been amortised with reference to a discount rate of 3.89% (2024: 3.96%). They have been discounted over a 3.5-year period (2024: 4 years) which is the Group's best approximation as to when the rehabilitation work will have to be conducted. The discount rate used is based on the 4-year interest free bond rates quoted by Bloomberg.
- (b) The Environmental Bond Deposits in the name of Mt Boppy Resources Pty Ltd have been amortised with reference to a discount rate of 3.89% (2024: 3.61%). They have been discounted over a 3.5-year period (2024: 4 year) which is the Group's best approximation as to when the rehabilitation work will have to be conducted. The discount rate used is based on the 4-year interest free bond rates quoted by Bloomberg.

9 Development assets and mine properties

| | Notes | 31 December 2024 | 30 June 2024 |
|---|-------|---------------------|-----------------|
| | | \$ | \$ |
| Development assets at cost and net carrying amount | | 197,500 | 197,500 |
| Accumulated amortisation | | (197,500) | (197,500) |
| Net carrying amount | | - | - |
| Mine properties at cost | | 7,242,805 | 7,242,805 |
| Rehabilitation cost estimates | | (86,851) | 238,805 |
| Accumulated amortisation | | (6,603,125) | (6,603,125) |
| Net carrying amount | | 552,829 | 878,485 |
| | | | |
| | Notes | 31 December 2024 | 30 June 2024 |
| | | \$ | \$ |
| Total development assets and mine properties at cost | | 7,440,305 | 7,440,305 |
| Rehabilitation cost estimates | | (86,851) | 238,805 |
| Accumulated amortisation | | (6,800,625) | (6,800,625) |
| Total net carrying amount | | 552,829 | 878,485 |

10 Exploration and evaluation assets

Exploration and evaluation costs carried forward in respect of areas of interest:

| | Notes | 31 December 2024 | 30 June 2024 |
|--|-------|---------------------|-------------------|
| | | \$ | \$ |
| Exploration assets | | | |
| Opening net book amount | | 36,549,107 | 35,200,653 |
| Transfer to development assets | | 464,820 | 755,459 |
| Exploration and evaluation costs during the year | | - | 592,995 |
| Net book value | | 37,013,927 | 36,549,107 |

11 Property, plant and equipment

The following tables show the movements in property, plant and equipment:

| | Land | IT Equipment | Plant & Equipment | Fixtures & Fittings | Motor Vehicles | Total |
|----------------------------------|----------------|--------------|-------------------|---------------------|----------------|-------------------|
| | \$ | \$ | \$ | \$ | \$ | \$ |
| Year ended 30 June 2024 | | | | | | |
| Opening net book value | 754,994 | 16,912 | 14,323,522 | 53,624 | 496,885 | 15,645,937 |
| Additions | - | 5,706 | 322,988 | - | - | 328,694 |
| Disposals | - | - | (160,207) | - | - | (160,207) |
| Depreciation | - | (14,966) | (835,786) | (11,120) | (60,652) | (922,524) |
| Closing net book value | 754,994 | 7,652 | 13,650,517 | 42,504 | 436,233 | 14,891,900 |
| Period ended 30 June 2024 | | | | | | |
| Cost | 754,994 | 118,547 | 17,761,922 | 80,595 | 774,120 | 19,490,178 |
| Accumulated Depreciation | - | (110,895) | (4,111,405) | (38,091) | (337,887) | (4,598,278) |
| Net book value | 754,994 | 7,652 | 13,650,517 | 42,504 | 436,233 | 14,891,900 |
| Balance as at 1 July 2024 | 754,994 | 7,652 | 13,650,517 | 42,504 | 436,233 | 14,891,900 |
| Additions | - | - | - | - | - | - |
| Disposals | - | - | (61,128) | - | - | (61,128) |
| Depreciation | - | (1,522) | (179,338) | (4,404) | (26,819) | (212,083) |
| Closing net book value | 754,994 | 6,130 | 13,410,051 | 38,100 | 409,414 | 14,618,689 |
| Balance 31 December 2024 | | | | | | |
| Cost | 754,994 | 118,548 | 15,384,712 | 80,596 | 774,120 | 17,112,970 |
| Accumulated Depreciation | - | (112,418) | (1,974,661) | (42,496) | (364,706) | (2,494,281) |
| Net book value | 754,994 | 6,130 | 13,410,051 | 38,100 | 409,414 | 14,618,689 |

Included within Plant and Equipment is an amount of \$260,759 (2024: \$321,886) representing costs incurred on equipment which was not brought to use as at 30 June 2024 and as such represents capital works in progress.

12 Trade and other payables

| | Notes | 31 December 2024 | 30 June 2024 |
|---------------------------------------|-------|---------------------|------------------|
| | | \$ | \$ |
| Current | | | |
| Trade creditors | | 6,783,048 | 6,902,021 |
| Other creditors and accruals | | 568,978 | 339,151 |
| Total trade and other payables | | 7,352,026 | 7,241,172 |

Trade and other payables amounts are short-term. The carrying values of trade payables and other payables are considered to be a reasonable approximation of fair value.

13 Provisions

| | Notes | 31 December 2024 | 30 June 2024 |
|-------------------------------------|-------|---------------------|------------------|
| | | \$ | \$ |
| Current | | | |
| Employment provisions | | 333,820 | 308,318 |
| Total current provisions | | 333,820 | 308,318 |
| Non-current | | | |
| Employment provisions | | 83,238 | 68,164 |
| Rehabilitation provisions | 13.1 | 7,684,571 | 7,979,254 |
| Total non-current provisions | | 7,767,809 | 8,047,418 |
| Total provisions | | 8,101,629 | 8,355,736 |

13.1 Rehabilitation provisions

Rehabilitation provisions split between the parent and subsidiary are as follows:

| | Notes | 31 December 2024 | 30 June 2024 |
|--|-------|---------------------|------------------|
| | | \$ | \$ |
| Rehabilitation provisions | | | |
| Manuka Resources Ltd (Wonawinta project) | | 6,571,676 | 6,823,682 |
| Mt Boppy Resources Ltd | | 1,112,895 | 1,155,572 |
| Total rehabilitation provisions | | 7,684,571 | 7,979,254 |

Provisions made for rehabilitation are recognised where there is a present obligation as a result of exploration, development or production activities having been undertaken, and it is probable that an outflow of economic benefits will be required to settle the obligation. The estimated future obligations include the costs of removing facilities, abandoning mining activities and restoring the affected areas. The provision for future rehabilitation costs is the best estimate of the present value of the expenditure required to settle the obligation at the reporting date, based on current legal requirements and technology. Future rehabilitation costs are reviewed annually, and any changes are reflected in the present value of the rehabilitation provision at the end of the reporting period. The amount of the provision for future rehabilitation costs relating to exploration and development activities is capitalised as a cost of those activities. If the effect is material, provisions are determined by discounting the expected future cash flows at a pre-tax rate that reflects current market assessments of the time value of money, and where appropriate the risks specific to the liability.

The fair value of the rehabilitation provision for Manuka Resources has been calculated with reference to an inflation rate of 2.6% (2024: 3.8%) and a discount rate of 3.89% (2024: 3.98%) over 3.5 years (2024: 4 years). With the recommencement of processing at Mt Boppy forecast to continue for up to five years, the rehabilitation provision has been calculated with reference to an inflation rate of 2.6% (2024: 3.8%) and a discount rate of 3.89% (2024: 3.98%) over 3.5 years (2024: 4 years).

The Company is required by the relevant regulatory authorities to ensure that appropriate rehabilitation is carried out on tenements that are mined. The amount of rehabilitation cost is an estimate based upon the estimated life of each mined tenement, as well as the future timing and cost of such rehabilitation. The provision is constantly revised as information about the life of mine, depth of mining and cost estimates are updated.

14 Borrowings

Borrowings include the following financial liabilities:

| | Notes | 31 December 2024 | 30 June 2024 |
|---|---------|---------------------|-------------------|
| | | \$ | \$ |
| Related party loans | 14.2(a) | 260,494 | 238,522 |
| Senior secured debt facility (net of borrowing costs) | 14.2(b) | 19,102,582 | 16,640,542 |
| Working capital facility | 14.2(c) | 12,527,371 | 10,770,116 |
| Other loans | 14.2(d) | 4,819,331 | 550,683 |
| Total current borrowings | | 36,709,778 | 28,199,863 |
| Non-current | | | |
| Other loans | 14.2(d) | 129,650 | 189,489 |
| Total non-current borrowings | | 129,650 | 189,489 |
| Total borrowings | | 36,839,428 | 28,389,352 |

The Senior Secured Debt Facility and Working Capital Facility are denominated in US Dollars all other borrowings are denominated in Australian Dollars.

(a) The related party loans include the following:

| | 31 December 2024 | 30 June 2024 |
|----------------------------|---------------------|-----------------|
| | \$ | \$ |
| ResCap Investments Pty Ltd | 260,494 | 238,522 |

The loan provided by ResCap Investments Pty Ltd includes the opening balance loan plus working capital drawn down during the period. The loan has an interest rate of 16% and is repayable on 31 May 2025. The principle outstanding at 31 December 2024 was \$228,107 with \$32,387 owing in accrued interest.

(b) The Company signed a debt facility agreement (Senior Secured Debt Facility) with TransAsia Private Capital Limited (TPC) during July 2019, with the first drawdown occurring in July 2019. As at 31 December 2024, the balance owing under the facility was US\$8Million plus interest (AU\$ \$19,102,582). The interest rate attributable to this facility is 12.5% per annum payable quarterly, with service and management fees of

2.5% per annum. During the current period, the Company successfully negotiated to extend the term of the secured debt facility to 31 May 2025. The extension has been granted on existing terms and rates with no extension penalties or cash fees.

Details of the unamortised borrowing costs in relation to Senior secured debt facility is as follows:

| | 31 December 2024 | 30 June 2024 |
|--|---------------------|-------------------|
| | \$ | \$ |
| Senior secured debt facility | 19,102,582 | 16,841,990 |
| Less: Borrowing Costs | - | (201,448) |
| Total senior secured debt facility (net of borrowing costs) | 19,102,582 | 16,640,542 |

- (c) The Company signed a USD denominated working capital facility agreement (Working Capital Facility) with a commodity trading company with a minimum term of three years. Drawdowns under the facility are repayable within 90 days. The interest rate attributable to this facility is set at the 3 Month Secured Overnight Financing Rate (SOFR) plus 6% per annum. A facility fee of 4.8% per quarter is payable on drawdowns under the facility.
- (d) During the period the Company entered into a number of small short-term asset-based funding agreements. The details of outstanding loans at 31 December 2024 are as follows:

| | 31 Dec 2024 | Av. Interest Rate | Expiry date |
|--------------------------|------------------|----------------------|---|
| | \$ | % p.a. | |
| Short-term loan | 628,325 | 24.0% | Repayable on refinance of senior secured debt |
| Convertible Note | 4,098,410 | 12-15% | May 2025 |
| Vehicle Finance | 34,672 | 6.0% | March 2025 |
| Equipment Finance | 187,574 | 11.0% | December 2027 |
| Total other loans | 4,948,981 | | |

15 Earnings / (Loss) per share

| | Six months to 31 December 2024 | Six months to 31 December 2023 |
|--|--------------------------------------|--------------------------------------|
| | \$ | \$ |
| Profit / (loss) for the period attributable to equity holders of the Company | (8,369,652) | (8,565,882) |
| | No of shares | No of shares |
| Weighted average number of ordinary shares used as the denominator in calculating basic and diluted loss per share * | 784,450,423 | 556,606,947 |
| | Cents per share | Cents per share |
| Basic earnings / (loss) per share | (1.07) | (1.54) |
| Diluted earnings / (loss) per share | (1.07) | (1.54) |

For personal use only

* As the Group made a loss for the period ended 31 December 2024, none of the potentially dilutive securities were included in the calculation of diluted earnings per share.

16 Share Capital

Manuka Resources Limited does not have authorised capital nor par value in respect of its share capital, comprising only of fully paid ordinary shares. Ordinary shares have the right to receive dividends as declared and, in the event of a winding up, to participate in the proceeds from sale of all surplus assets in proportion to the number of and amounts paid up on shares held. Ordinary shares entitle their holder to one vote, either in person or proxy, at meetings of Manuka Resources Limited.

| | 31 December 2024 | 30 June 2024 | 6 months to 31 December 2024 | 30 June 2024 |
|--|---------------------|--------------------|---------------------------------|-------------------|
| | # Shares | # Shares | \$ | \$ |
| Shares issued and fully paid: | | | | |
| • At beginning of period | 762,279,188 | 540,870,062 | 71,396,811 | 57,038,387 |
| • share issue 21 August 2023 ^(a) | - | 17,250,000 | - | 862,500 |
| • share issue 28 August 2023 ^(b) | - | 3,700,000 | - | 185,000 |
| • share issue 28 August 2023 ^(c) | - | 700,000 | - | 37,100 |
| • share issue 07 February 2024 ^(d) | - | 31,982,642 | - | 2,238,785 |
| • share issue 14 February 2024 ^(e) | - | 4,832,500 | - | 338,275 |
| • share issue 22 February 2024 ^(f) | - | 1,716,639 | - | 120,165 |
| • share issue 29 February 2024 ^(g) | - | 20,575,315 | - | 1,440,275 |
| • share issue 08 March 2024 ^(h) | - | 1,014,285 | - | 71,000 |
| • share issue 12 March 2024 ⁽ⁱ⁾ | - | 814,286 | - | 57,000 |
| • share issue 15 May 2024 ^(j) | - | 87,639,962 | - | 5,258,398 |
| • share issue 17 May 2024 ^(k) | - | 150,000 | - | 9,000 |
| • conversion of debt to equity ^(l) | - | 51,033,497 | - | 3,684,752 |
| • share funds received 28 June 2024 ^(m) | - | - | - | 480,000 |
| • conversion to debt 28 June 2024 ⁽ⁿ⁾ | - | - | - | 316,308 |
| • share issue 12 July 2024 ^(o) | 17,488,481 | - | 253,000 | - |
| • share issue 28 November 2024 ^(p) | 31,000,000 | - | - | - |
| • placement expenses | - | - | (147,148) | (740,134) |
| Total share capital at end of period | 810,767,669 | 762,279,188 | 71,502,663 | 71,396,811 |

- a) On 21 August 2023 the Company announced a private placement of \$862,500 before costs through the issue of 17,250,000 ordinary shares at an issue price of \$0.05, to a very small number of professional and sophisticated investors, who were made up of clients of the Lead Manager or existing shareholders participating through their broker with the agreement of the Lead Manager.
- b) On 28 August 2023 the Company announced a private placement of \$185,000 before costs through the issue of 3,700,000 ordinary shares at an issue price of \$0.05, to a very small number of professional and sophisticated investors, who were made up of clients of the Lead Manager or existing shareholders participating through their broker with the agreement of the Lead Manager.

- c) As ratified at the annual general meeting of shareholders on 16 November 2023, the Company issued the 700,000 Financier Shares for nil cash consideration, at a time when the market value of the shares was \$0.053 per share to Claymore Capital Pty Ltd (or its nominee) on 28 August 2023, as consideration for the extension of the short-term funding agreement.
- d) The Company issued 31,982,642 shares on 7 February 2024 for \$2,238,785, as part of a share issue at \$0.07.
- e) The Company issued 4,832,500 shares on 14 February 2024 with a value of \$338,275, as part of a share issue at \$0.07.
- f) On 22 February 2024 the Company issued 1,716,639 shares to the value of \$120,165, linked to a specific tranche placement at \$0.07.
- g) The Company issued 20,575,315 shares on 29 February 2024, raising \$1,440,275 (before costs) in this placement at \$0.07.
- h) On 8 March 2024, 1,014,285 shares were issued, raising \$71,000 at \$0.07.
- i) The Company raised \$57,000 through the issue of 814,286 shares on 12 March 2024, as part of a new tranche at \$0.07.
- j) 87,639,962 shares were issued to various investors on 15 May 2024 in a placement raising \$5,258,398 (before costs) at \$0.06.
- k) On 17 May 2024 The company issued 150,000 shares, raising \$9,000 at \$0.06.
- l) During the financial year 51,033,497 shares were issued for \$Nil cash consideration at various share prices ranging from 6 cents to 8.8 cents in payment of the balance of a short-term loan and other debt conversions totalling \$3,684,752 payment.
- m) On 28 June 2024 8,000,001 shares were sold in a significant placement tranche 2, raising \$480,000.06 at \$0.06. part ASX release on the 9 May 2024. shares issued in FY 24-25.
- n) The Company considered 5,271,813 shares for nil cash consideration in full repayment of the balance of a short-term loan and other debt conversion totalling \$316,309 payment. shares issued in FY 24-25.
- o) 17,488,481 shares issued, with \$253,000 raised. This is also part of the capital raise related to the 28 June 2024 issuance in the previous financial year.
- p) 31,000,000 shares issued as part of a \$1.0 million Convertible Note raising at a 70% premium to the 28 November closing price of 3.5c per share. The funds support balance sheet strengthening, business operations, debt refinancing, and Mt Boppy gold production restart.

17 Share-based payments

Options over ordinary shares have been granted to employees and Directors and finance providers from time to time, on a discretionary basis.

Set out below is a summary of the share-based payment options granted:

| | 31 December 2024 | | 30 June 2024 | |
|----------------------------------|--------------------|---------------------------------------|--------------------|---------------------------------------|
| | # Options | Weighted average exercise price cents | # Options | Weighted average exercise price cents |
| Beginning of the period | 108,491,605 | 14 | 90,705,685 | 20 |
| Granted | 22,000,000 | 6 | 57,920,186 | 8 |
| Forfeited | - | - | - | - |
| Expired | (21,000,000) | (26) | (40,134,266) | (22) |
| Outstanding at period end | 109,491,605 | 8 | 108,491,605 | 14 |
| Exercisable at period end | 109,491,605 | 8 | 108,491,605 | 14 |

No share options were exercised during the period ended 31 December 2024.

The fair values of options granted were determined using the Black Scholes option pricing model that takes into account factors such as the vesting period. The weighted average remaining contractual life of share options outstanding at the end of the financial period was 1.1 years (30 June 2024: 1.1 years), and the weighted average exercise price is at 8 cents (30 June 2024: 14 cents).

At 31 December 2024 the total value of the share based payment reserve is \$5,435,349 (30 June 2024: \$5,253,710).

17.1 Senior Secured Lender Options

In December 2024, the Company negotiated an extension of the Senior Secured Debt Facility to 31 May 2025¹¹.

Key features of the revised facility include:

- No upfront payments and a single bullet payment due on 31 May 2025;
- No early repayment penalties;
- No hedging requirement.

18 Commitments for expenditure

18.1 Tenement Commitments

In order to maintain current rights of tenure to exploration tenements, the Company is required to perform minimum exploration work to meet the minimum expenditure requirements specified by the State Government. Due to the nature of the Company's operations in exploring and evaluating areas of interest, exploration expenditure commitments beyond twelve months cannot be reliably determined. It is anticipated that expenditure commitments in subsequent years will be similar to that for the forthcoming twelve months.

¹¹ Refer ASX announcement dated 23 December 2024.

These obligations are not provided for in the financial report and are payable as follows:

| | 31 December 2024 \$ | 30 June 2024 \$ |
|----------------------------|---------------------------|-----------------------|
| Not later than one year | 1,154,667 | 1,138,667 |
| Between 1 year and 5 years | 4,335,333 | 4,351,333 |
| | <u>5,490,000</u> | <u>5,490,000</u> |

If the Company decides to relinquish certain leases and/or does not meet these obligations, assets recognised in the Statement of Financial Position may require review to determine the appropriateness of carrying values.

19 Related party transactions

19.1 Transactions with related parties and outstanding balances

The Company's related parties include key management personnel, and others as described below. Unless otherwise stated, none of the transactions incorporate special terms and conditions and no guarantees were given or received. Outstanding balances are usually settled in cash.

| Notes | 6 months to 31 December 2024 \$ | 6 months to 31 December 2023 \$ |
|-------|--|--|
|-------|--|--|

DETAILS OF TRANSACTIONS WITH RELATED PARTIES:

Details of related party transactions with ResCap Investments Pty Ltd, an entity controlled by a member of KMP:

| | | |
|---|--------|--------|
| • interest charged on intercompany loan | 32,387 | 93,173 |
|---|--------|--------|

| Notes | 31 December 2024 \$ | 30 June 2024 \$ |
|-------|---------------------------|-----------------------|
|-------|---------------------------|-----------------------|

DETAILS OF BALANCES WITH RELATED PARTIES:

Balance of loan with Manuka Resources Ltd

| | | | |
|---|-------|---------|---------|
| - payable to ResCap Investments Pty Ltd | 14(a) | 260,494 | 238,522 |
|---|-------|---------|---------|

19.2 Transactions with key management personnel

Key management personnel remuneration includes the following expenses:

| | Notes | 6 months to 31 December 2024 \$ | 6 months to 31 December 2023 \$ |
|------------------------------|-------|--|--|
| Short-term employee benefits | | 506,010 | 505,318 |
| Post-employment benefits | | 3,469 | 27,184 |
| Share based payment expenses | | - | - |
| Total remuneration | | <u>509,479</u> | <u>532,502</u> |

20 Events subsequent to the end of the reporting period

On 10 February 2025, the Company entered into a new lease agreement for a further 3 years related to the office space located at 201 Kent Street, Sydney, NSW. The lease term is for three years, commencing on 1 March 2025, with an annual rental payment of AUD 164,340. Total future commitments, including rent increases is AUD 511,739.

No other matters or circumstances that have arisen since the end of the period that has significantly affected or may significantly affect either:

- the entity's operations in future financial years;
- the results of those operations in future financial years; or
- the entity's state of affairs in future financial years.

21 Company Details

The registered office and principal place of business of the Company is:

Manuka Resources Ltd
Level 4 Grafton Bond Building
201 Kent Street, Sydney, New South Wales

Directors' Declaration

In the opinion of the Directors of Manuka Resources Ltd:

- a The financial statements and notes of Manuka Resources Ltd are in accordance with the *Corporations Act 2001*, including:
 - i Giving a true and fair view of the consolidated entity's financial position as at 31 December 2024 and of its performance for the financial year ended on that date; and
 - ii Complying with Australian Accounting Standard AASB 134 'Interim Financial Reporting', the *Corporations Regulations 2001* and other mandatory professional reporting requirements;
 - iii The attached financial statements and notes comply with International Financial Reporting Standards as issued by the International Accounting Standards Board as described in note 1 to the financial statements;
- b There are reasonable grounds to believe that Manuka Resources Ltd will be able to pay its debts as and when they become due and payable; and
- c a statement that the attached financial statements are in compliance with International Financial Reporting Standards has been included in the notes to the financial statements.

The directors have been given the declarations by the chief executive officer and chief financial officer required by section 295A of the *Corporations Act 2001*.

Signed in accordance with a resolution of the Directors made pursuant to section 303(5)(a) of the corporations Act 2001.



Director
Dennis Karp

Dated the 14 March 2025

RSM Australia Partners

Level 13, 60 Castlereagh Street
Sydney
NSW 2000
Australia
T +61 (02) 8226 4500
F +61 (02) 8226 4501
rsm.com.au

INDEPENDENT AUDITOR'S REVIEW REPORT To the Members of Manuka Resources Limited

Report on the Half-Year Financial Report

Qualified Conclusion

We have reviewed the accompanying half-year financial report of Manuka Resources Limited (the Company) and its controlled entities (collectively the Group), which comprises the Consolidated Condensed Interim Statement of Financial Position as at 31 December 2024, the Consolidated Condensed Interim Statement of Profit or Loss and Other Comprehensive Income, Consolidated Condensed Interim Statement of Changes in Equity and Consolidated Condensed Interim Statement of Cash Flows for the half-year ended on that date, notes comprising a summary of material accounting policies and other explanatory information, and the directors' declaration of the consolidated entity comprising the company and the entities it controlled at the half-year end or from time to time during the half-year.

Based on our review, which is not an audit, with the exception of the matter described in the Basis for Qualified Conclusion, we have not become aware of any matter that makes us believe that the half-year financial report of Manuka Resources Limited is not in accordance with the Corporations Act 2001 including:

- a) giving a true and fair view of the consolidated entity's financial position as at 31 December 2024 and of its performance for the half-year ended on that date; and
- b) complying with Accounting Standard AASB 134 *Interim Financial Reporting* and *Corporations Regulations 2001*.

Basis for Qualified Conclusion

Included in Note 10 and Note 11 of the financial statements are exploration and development assets and property, plant and equipment of \$37,013,927 and \$14,618,689 respectively. As stated in Note 2.1, the ability of the Group to continue as a going concern and realise the value of these assets is dependent on a number of factors, the most significant of which is its ability to refinance its existing current debt facilities and/or, raising additional funds in the capital markets and managing its long-dated creditors.

THE POWER OF BEING UNDERSTOOD ASSURANCE | TAX | CONSULTING

We were unable to obtain sufficient appropriate evidence in relation to the carrying amount of these assets at 31 December 2024 as the Group has identified indicators of impairment but does not presently have sufficient information to determine the recoverable amount. The Group is required to assess the recoverable amount with reference to a discounted cash flow model, however the mine and production plan to be included in this model cannot be determined at this time as it is dependent on the Group's ability to raise additional funds from the capital markets while continuing to negotiate further loan extensions. Consequently, we were unable to determine whether any adjustments to these carrying amounts were necessary.

We conducted our review in accordance with ASRE 2410 Review of a Financial Report Performed by the Independent Auditor of the Entity. Our responsibilities are further described in the Auditor's Responsibilities for the Review of the Financial Report section of our report. We are independent of the Company in accordance with the auditor independence requirements of the Corporations Act 2001 and the ethical requirements of the Accounting Professional and Ethical Standards Board's APES 110 Code of Ethics for Professional Accountants (including Independence Standards) (the Code) that are relevant to our audit of the annual financial report in Australia. We have also fulfilled our other ethical responsibilities in accordance with the Code.

We confirm that the independence declaration required by the Corporations Act 2001, which has been given to the directors of Manuka Resources Limited, would be in the same terms if given to the directors as at the time of this auditor's report.

Material Uncertainty Related to Going Concern

We draw attention to Note 2 in the financial report, which indicates that the Company incurred a net loss of \$8,369,652 during the half year ended 31 December 2024 and, as of that date, the Company's current liabilities exceeded its current assets by \$42,128,800. As stated in Note 2, these events or conditions, along with other matters as set forth in Note 2, indicate that a material uncertainty exists that may cast significant doubt on the Company's ability to continue as a going concern. Our opinion is not modified in respect of this matter.

Directors' Responsibility for the Half-Year Financial Report

The directors of the Manuka Resources Limited are responsible for the preparation of the half-year financial report that gives a true and fair view in accordance with Australian Accounting Standards and the *Corporations Act 2001* and for such internal control as the directors determine is necessary to enable the preparation of the half-year financial report that is free from material misstatement, whether due to fraud or error.

Auditor's Responsibility for the Review of the Financial Report

Our responsibility is to express a conclusion on the half-year financial report based on our review. We conducted our review in accordance with Auditing Standard on Review Engagements ASRE 2410 *Review of a Financial Report Performed by the Independent Auditor of the Entity*, in order to state whether, on the basis of the procedures described, we have become aware of any matter that makes us believe that the half-year financial report is not in accordance with the *Corporations Act 2001* including: giving a true and fair view of the consolidated entity's financial position as at 31 December 2024 and its performance for the half-year ended on that date; and complying with Accounting Standard AASB 134 *Interim Financial Reporting* and the *Corporations Regulations 2001*.

A review of a half-year financial report consists of making enquiries, primarily of persons responsible for financial and accounting matters, and applying analytical and other review procedures. A review is substantially less in scope than an audit conducted in accordance with Australian Auditing Standards and consequently does not enable us to obtain assurance that we would become aware of all significant matters that might be identified in an audit. Accordingly, we do not express an audit opinion.




Cameron Hume
Partner

RSM Australia Partners

Sydney
14 March 2025

For personal use only





For personal use only

 **MANUKA
RESOURCES**

Manuka Resources Limited
Level 4, Grafton Bond Building,
201 Kent St, Sydney, NSW Australia, 2000