

Internal use only



CleanSpace Technology

ASX Presentation 26 March 2025

CleanSpace[®]
RESPIRATORS
Free the way you breathe™

Important Notice & Disclaimer

ACCEPTANCE

This presentation has been prepared by CleanSpace Holdings Limited (ACN 150 214 636) (CleanSpace).

By accepting, accessing or reviewing this presentation, you acknowledge and agree to the terms set out in this Important Notice and Disclaimer.

SUMMARY OF INFORMATION

This presentation has been provided to you solely to convey information about CleanSpace and its related entities, and their activities, for the half year ended 31 December 2024. The information in this presentation is general in nature and does not purport to be complete, nor does it contain all the information which a prospective investor may require in evaluating a possible investment in CleanSpace. It has been prepared by CleanSpace with due care, but other than as required by law, no representation or warranty, express or implied, is provided in relation to the accuracy, fairness or completeness of the information. Statements in this presentation are made only as of the date of this presentation, unless otherwise stated, and the information in this presentation remains subject to change without notice.

None of CleanSpace, its representatives or advisers is responsible for updating, or undertakes to update, this presentation. Items depicted in photographs and diagrams are not assets of CleanSpace, unless stated.

This presentation should be read in conjunction with CleanSpace's Interim Report for half year ended 31 December 2024 as well as other periodic and continuous disclosure information lodged with the ASX, which are available at www.asx.com.au and the CleanSpace's Investor page accessible via <https://cleanspacetechnology.com/investor/>.

NOT FINANCIAL PRODUCT ADVICE OR OFFER

This presentation is for information purposes only and is not a prospectus, product disclosure statement, pathfinder document for the purposes of section 734(9) of the Corporations Act or other disclosure document under Australian law or the law of any other jurisdiction. It is not, and should not be considered as, an offer, invitation, solicitation, advice or recommendation to buy or sell or to refrain from buying or selling any securities or other investment product or to enter into any other transaction in any jurisdiction. It has been prepared without accounting for any person's individual objectives, financial or tax situation or any particular needs. Readers should consider the appropriateness of the information having regard to their own objectives, financial and tax situation and needs, make their own enquiries and investigations regarding all information in this presentation including but not limited to the assumptions, uncertainties and contingencies which may affect future operations of CleanSpace and the impact that different future outcomes may have on CleanSpace, and seek legal and taxation advice appropriate for their jurisdiction.

FINANCIAL DATA

CleanSpace's financial results are reported under International Financial Reporting Standards (IFRS). This release includes certain non-IFRS measures including EBITDA and Free Cash Flow. These measures are presented to enable understanding of the underlying performance of the Company without the impact of non-trading items and foreign currency impacts. Non-IFRS measures have not been subject to audit or review.

All currency figures in this presentation are in Australian dollars (\$) or A\$) unless stated otherwise.

EFFECT OF ROUNDING

A number of figures, amounts, percentages, estimates, calculations of value and fractions in this presentation are subject to the effect of rounding. Accordingly, the actual calculation of these figures may differ from the figures set out in this presentation.

PAST PERFORMANCE

Past performance of CleanSpace, including past share price performance, cannot, and should not, be relied upon as an indicator of (and provides no guidance as to) future CleanSpace performance. Nothing contained in this presentation, nor any information made available to you is, or shall be relied upon as, a promise, representation, warranty or guarantee, whether as to the past, present or future.

FUTURE PERFORMANCE AND FORWARD-LOOKING STATEMENTS

This presentation may contain forward-looking statements with respect to the operations and businesses of the Company. The assumptions underlying these forward-looking statements involve circumstances and events that have not yet taken place, and which are subject to uncertainty and contingencies outside the Company's control. Readers are cautioned not to place undue reliance on any forward-looking statements. The Company does not undertake any obligation to publicly release the result of any revisions to forward-looking statements in this presentation or to otherwise update forward-looking statements, whether as a result of, new information, future events, or otherwise, after the date of this presentation, except as required by law.

No representation, warranty or assurance (express or implied) is given or made in relation to any forward-looking statement or estimate by any person (including CleanSpace). In particular no representation, warranty or assurance (express or implied) is given in relation to any underlying assumption or that any forward-looking statement will be achieved. Actual future events may vary materially from the forward-looking statements and the assumptions on which the forward-looking statements are based.

AUTHORISATION

This presentation has been authorised for lodgement to the ASX by the CleanSpace Board of Directors.

mal use only

CleanSpace[®]

R E S P I R A T O R S

Free the way you breathe[™]

[To access the video, click here](#)

Internal use only



Agenda

About CleanSpace Technology

Investment Proposition

Strategic Overview

Progress to Date and Outlook

CleanSpace[®]
RESPIRATORS
Free the way you breathe™

About CleanSpace® Technology



Free the way you breathe™

About CleanSpace Technology

Founded: 2009

Ticker: CSX

Share Price: A\$0.46

Market Capitalisation: A\$36M

Revenue:

- FY24 +A\$15.7M +30% vs PCP
- 1H 25 +A\$9.2M +26% vs PCP

EBITDA:

- FY24 -A\$3.9M +64% vs PCP
- 1H 25 -A\$0.5M +82% vs PCP

Cash at Bank: 1H 25 A\$8.3M

No. of Employees: 52 Worldwide

Product Category:

Respiratory Safety; Powered Air Purifying Respirators (PAPRs)


Australian Exporter with a track record in five focus markets:

- Australia – Mining & quarries, welding, infrastructure
- UK, France and Germany – Welding, oil & gas, petrochemical, infrastructure
- USA – Welding, mining & quarry, biohazard, fire services

Portfolio Strategy:

4 models that address different market needs

Global addressable PAPR Market Size:
(estimated 2033): US\$5.2B

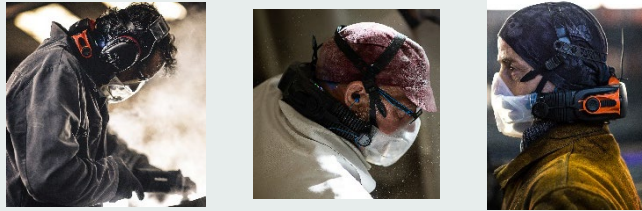


CleanSpace Value Proposition



CleanSpace

Innovative PAPR with **lightweight** and **ergonomic design** and no belts or hoses, —ensuring superior **comfort, compliance, and safety**.



Competition

Traditional PAPRs provided by competitors are **heavy, bulky** and have many parts resulting in **worker dissatisfaction** and compliance issues.



Product Launch

2009

ASX Listing

2020

SMART App

2023

CS WORK launch

2024

Implementing two new product launches in FY26

2025

1st Generation models

CST range lighter and more compact

Investment Proposition



Free the way you breathe™

Internal use only

CleanSpace Technology Investment Proposition



US\$3.5B+ global addressable PAPR market with a 6-8% CAGR to 2028



Growing awareness of the need for respiratory protection and increasing adoption of PAPR



Demand for protection that is both safe and comfortable, allowing workers to do their job well



Generating sustainable high gross margins over time through ongoing product innovation



Rapidly moving to positive free cash flow



Australian-based manufacturer and exporter with lean operations and proven scalable capabilities



Robust collection of IP Protection, patents and registrations

Strategic Focus



Free the way you breathe™

CleanSpace Strategic Focus

The Company has a clear, **consistent strategic focus** and a **unique differentiated value proposition**. We will drive sustainable revenue growth through our **strong foundations and by optimising our lean, agile** organisation to:



**Focus on
Industrial
Sectors**



**Focus on
Priority
Markets**



**Expand the
Product
Portfolio**



**Commercial
Execution**



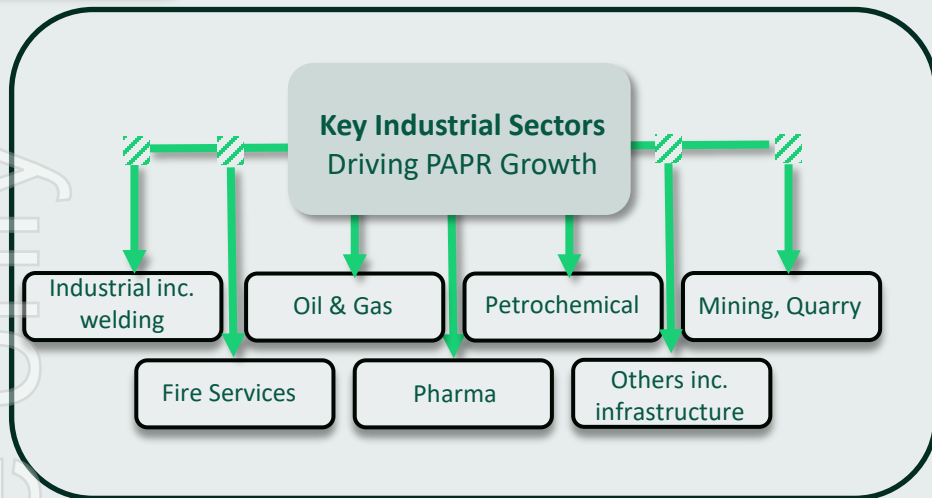
**Data and
Insights**

Internal use only

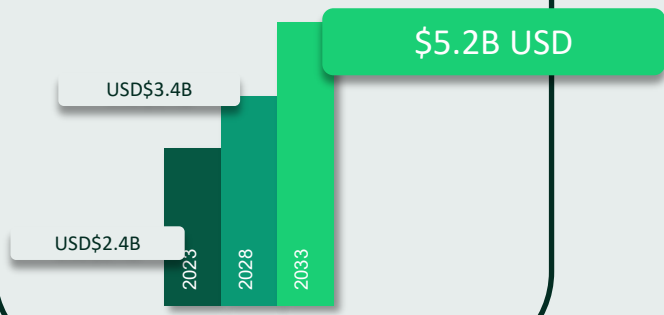


Focus on
Industrial
Sectors

PAPR market growth is driven by critical industrial sectors



2023 - 2033
PAPR Market Growth
~8% CAGR





Focus on
Priority
Markets

Prioritisation of markets driven by increased safety regulations



**OSHA, NIOSH
EU-OSHA, ISO**

Regulation bodies are increasing awareness of occupational safety and the implementation of stringent workplace safety standards

Global Respiratory Protective Equipment
Market –Forecast to 2034

**North
America**



UNITED STATES

USD\$780M*
CAGR of 6.63%*

Welding, mining & quarry, biohazard, fire services

Europe



UK

USD\$143M*
8% CAGR*

FRANCE

USD\$130M*
7% CAGR*

GERMANY

USD\$195M*
7% CAGR*

Welding, oil & gas, petrochemical, infrastructure

APAC



AUSTRALIA

USD\$70.39M*
CAGR of 8%*

Mining & quarries, welding, infrastructure

*Est USD\$ Growth and CAGR reported for 2028

Powered Air-Purifying Respirator (PAPR) Global Market Report Feb 2024 Edition

CleanSpace®
RESPIRATORS
Free the way you breathe™



Expand the
Product
Portfolio

A commitment to innovation

First Generation

First Generation Models
Industrial Markets
EU + AU



Current Portfolio

Second Generation Models
CST Range and SMART App



FY26 Future Designs

Implementing two new
product launches in FY26

Ongoing commitment to
meet customer needs and
expand into additional
customer sectors

*"At CleanSpace, our mission is to develop the **lightest and most comfortable respiratory protection**, ensuring workers in high-risk industries stay safe from hazardous contaminants that could endanger their lives."*



Commercial
Execution

Driving demand and building our brand

Developing **Channel Partners** in focus sectors and priority markets

Strengthening relationships with key distributors and ongoing sales support functions



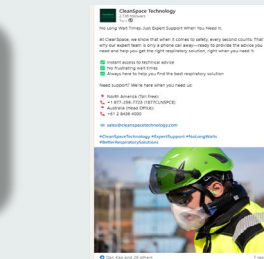
Demand Generation with End Users

Expanding relationships with key end user influencers and their organisations
(Understanding the customer decision makers/OH/ training and education)



Brand Marketing

Building a unique brand DNA and amplifying our voice in key communication channels
(Social Media, Tradeshows, Email Marketing, Industry Partnerships)

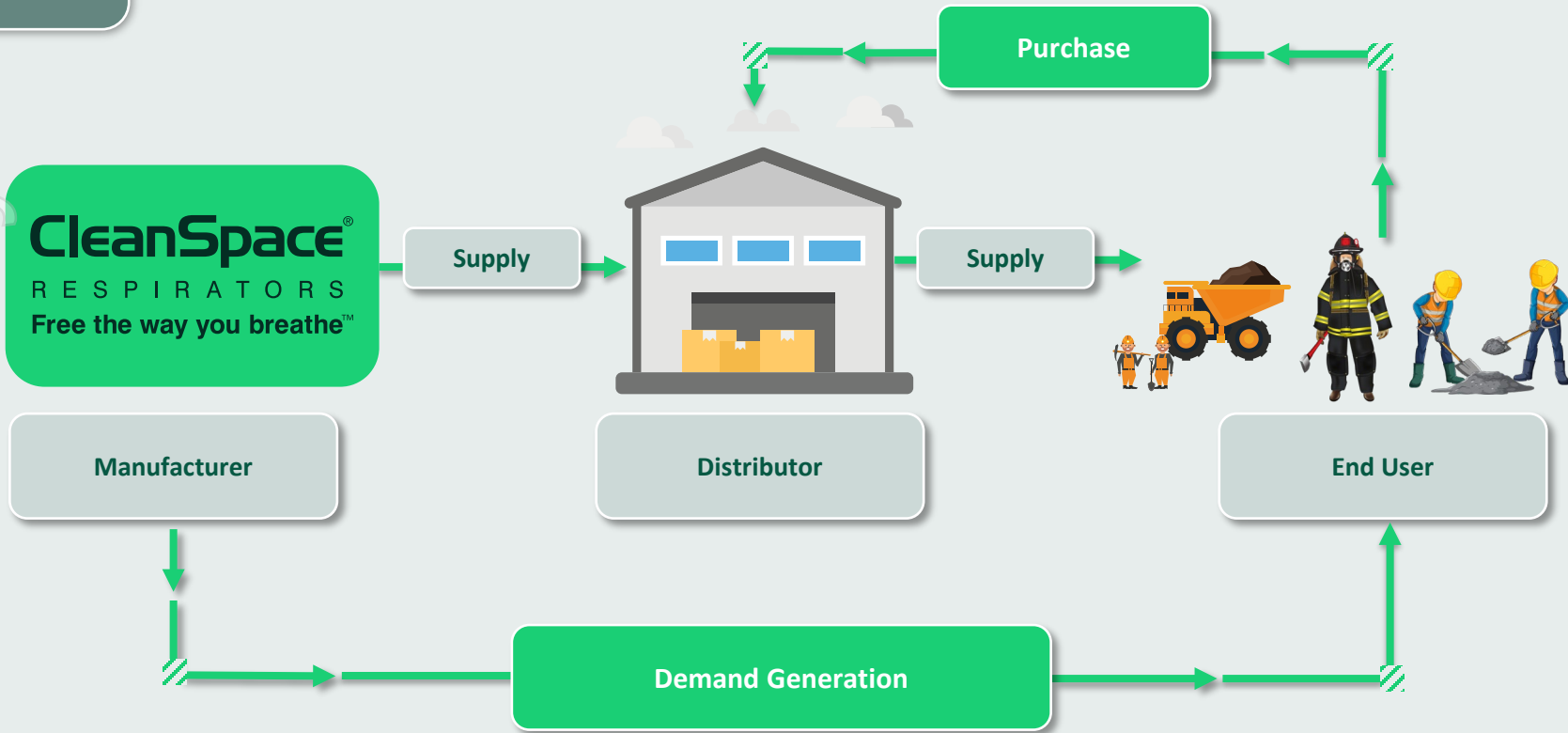


CleanSpace[®]
RESPIRATORS
Free the way you breathe™



Commercial Execution

Low capital-intensive business model



Internal use only



Data and
Insights

CleanSpace SMART App drives informed on-site compliance decisions

The only PAPR on the market that provides real-time information regarding the safety and the protection of their workers

Inbuilt software for
data storage



Real-time data capture




Back-to-base data analysis

Respirator serial number XXX

- Usage (dates)
- Session time(s)
- Protection score during usage
- Filter serial number(s)
- Total filter usage (minutes)
- Alarms triggered



Onsite:
Compliance Reports



CleanSpace[®]
RESPIRATORS
Free the way you breathe™

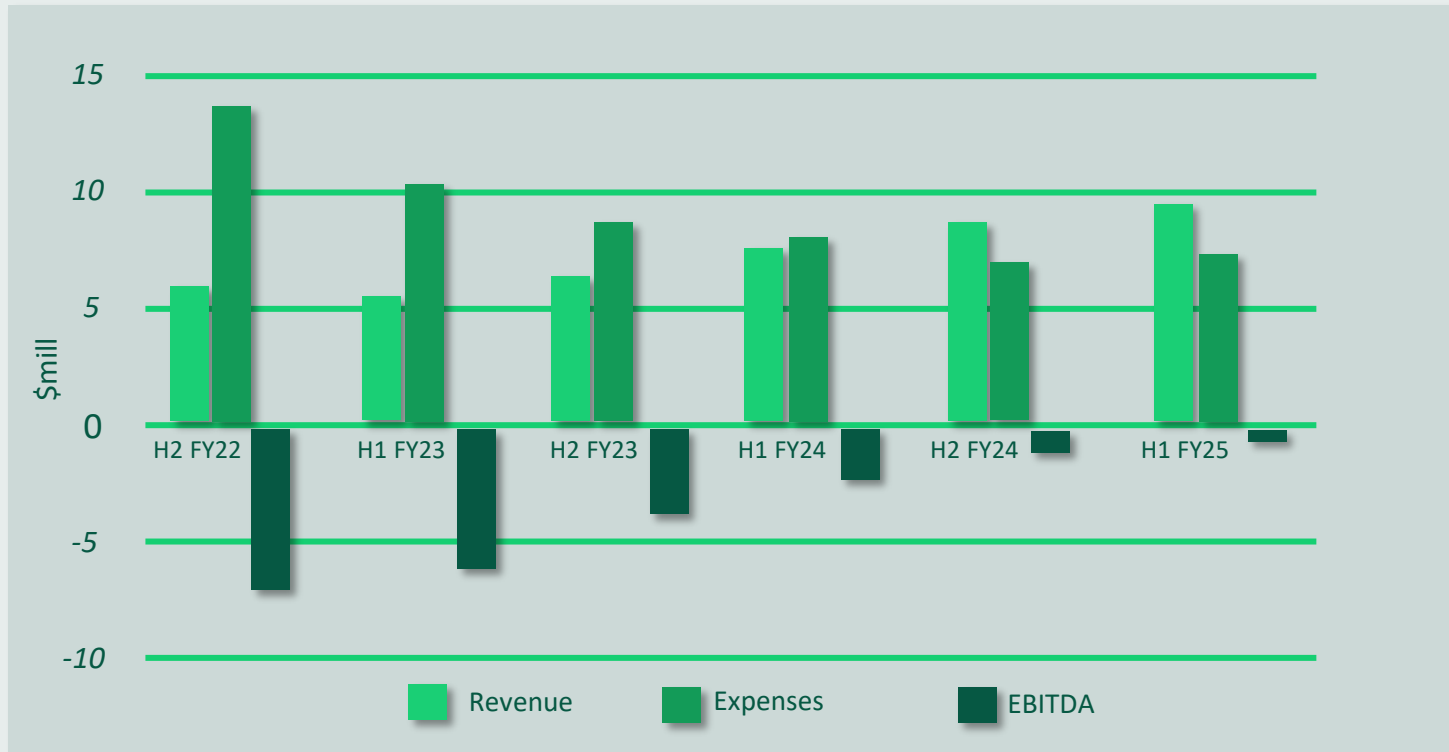
Progress to Date and Outlook



Free the way you breathe™

Key Trends by Half Year

Positive trends with revenue increasing, expenses decreasing and approaching positive EBITDA



Internal use only

H1 FY25 – Progress to Date and Outlook

FY25 will see CleanSpace Technology continue to work towards its strategic priorities outlined in the 5-point strategic plan and delivering against FY25 objectives.

FY25 Objectives	H1 FY25 Delivery	
25 – 30% Revenue growth	26% Revenue growth	✓
EBITDA/Cashflow breakeven or better	EBITDA breakeven before one-off personnel costs	✓
	GM 74% up 3%	✓
Strong growth in all Priority Markets	UK, US, Nordics had strong growth	✓
	Growth in all regions v PCP	✓
Build consumable revenue streams	Consumables growth 26%	✓
Self-fund investments to drive growth	On target to achieving positive EBITDA with \$8.3M cash on hand	✓
P&L leverage via tight cost control	Expenses reduced 6%, revenue up 26%	✓
Appoint new CEO	New CEO onboarded	✓

Summary



US\$3.5B+ global addressable PAPR market with a 6-8% CAGR to 2028



Growing awareness of the need for respiratory protection and increasing adoption of PAPR



Demand for protection that is both safe and comfortable, allowing workers to do their job well



Generating sustainable high gross margins over time through ongoing product innovation



Rapidly moving to positive free cash flow



Australian-based manufacturer and exporter with lean operations and proven scalable capabilities



Robust collection of IP Protection, patents and registrations

Internal use only



CleanSpace Technology

Thank you

secretary@cleanspacetechnology.com

The Presentation has been approved by the Board

CleanSpace[®]
RESPIRATORS
Free the way you breathe™