

MARCH 2025 QUARTERLY REPORT

EXPLORATION

- Tenement granted adjoining Barlee Project along regional structure
- Previous auger soil samples have outlined two large “gold in soil” anomalies
 - Northern anomaly is 3,800m by 1,800m
 - Southern anomaly is 3,200m by 2,200m
- Up to 92.7ppb Au located in very close proximity to regional fault and is well supported with a number of samples greater than 30ppb Au
- Extends DKM’s presence along the Youanmi / Clampton Faults to 38kms
- Three applications over adjoining ground expands the Barlee Project footprint, now over 510km² within the Marda-Diemals Greenstone Belt

CORPORATE

- Ongoing commercial interest relating to external opportunities
- Cash and shareholdings at \$12.8M comprised of cash of \$9.5M and shareholdings of \$3.3M

During the quarter Duketon Mining Limited (**Company** or **DKM**) continued exploration activities inclusive of desktop reviews, field assessment of external opportunities that included mapping and rock chip sampling.

In late March 2025, a tenement was granted at the Company’s 100% owned Barlee Project, located in the Southern Cross region of Western Australia (see Figures 1, 2 and 3.). This tenement is prospective for gold, base metals and lithium and adds to the Company’s portfolio in the area (see ASX announcement 31 March 2025).



Tenement E77/3160, adjoins the Company's existing tenement package and increases the area of granted tenure at the Barlee Project to 253 sq.km. The tenement covers the granite-greenstone contact mostly overlaying the Archean Diemals Formation (comprising siltstones, shales, mudstone). This represents a fault-bounded basin which is mineralised further to the south at gold prospects Bronzewing, Yarbu and Andromeda (not on DKM tenure). Additional tenure to the south of this area remains under application.

Previous exploration completed on this tenement includes regional (with minor infill) auger soil sampling. A total of 306 samples were collected and analysed within the area covering the Company's tenement E77/3160, returning a maximum of 92.7ppb Au and highlighting several plus 30ppb Au anomalies. These samples were analysed using the ultra-fine fraction (UFF) technique.

The UFF soil geochemistry outlines two large gold anomalies on E77/3160, in the north half of the tenement a large 3,800m x 1,800m gold anomaly occurs in close proximity to the interpreted position of the Clampton Fault (a large regional fault). In the southern area of the tenement another anomaly has been outlined covering 3,200m x 2,200m, this anomaly is partially associated with outcropping Diemals Formation.

DKM has collected six rock chip samples within E77/3160 as part of a regional reconnaissance program focused on lithium. The area sampled was non-targeted, located close to the main access track and consisted of surficial weathered remnants and weathered felsic rocks. These samples returned no significant assays.



**DUKETON
MINING**

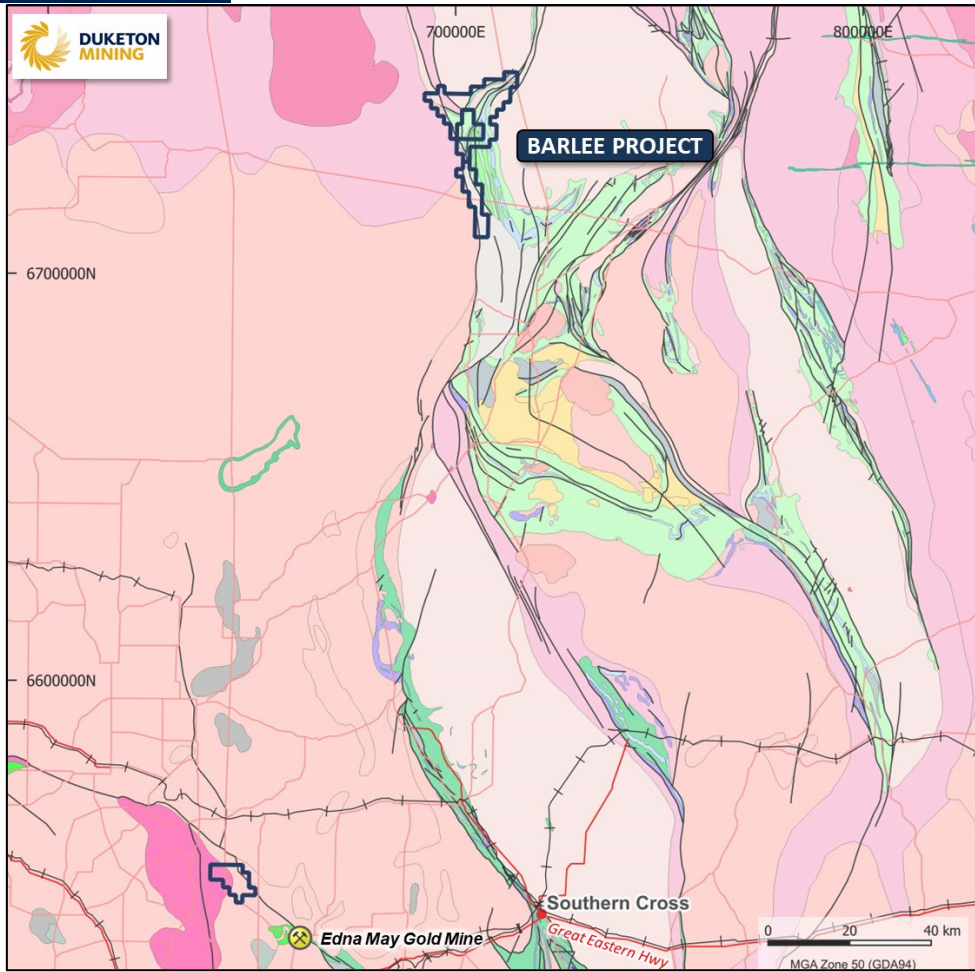


Figure 1: Barlee Project Location

For personal use only

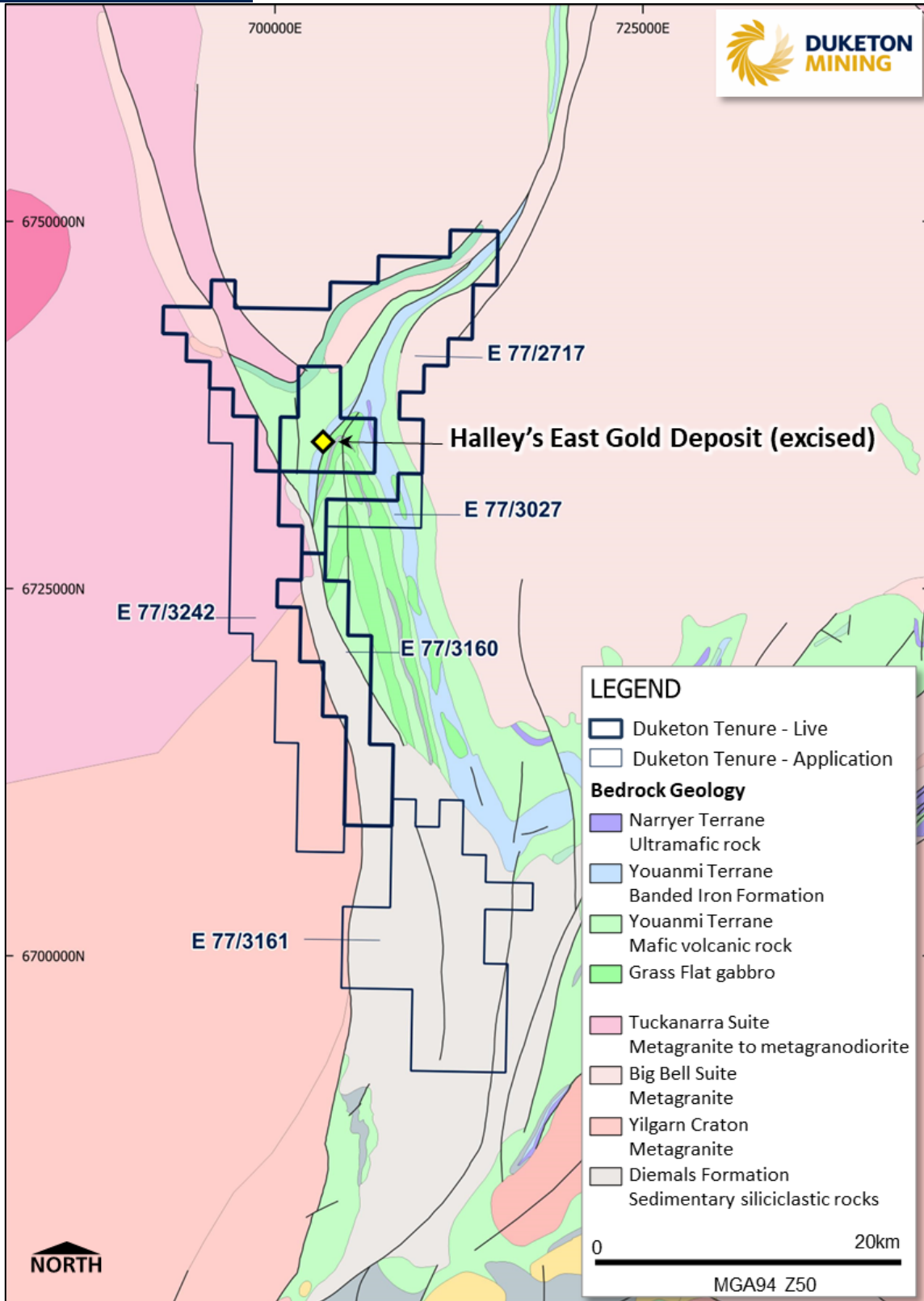


Figure 2: Barlee Project Showing Location of E77/3160

For personal use only

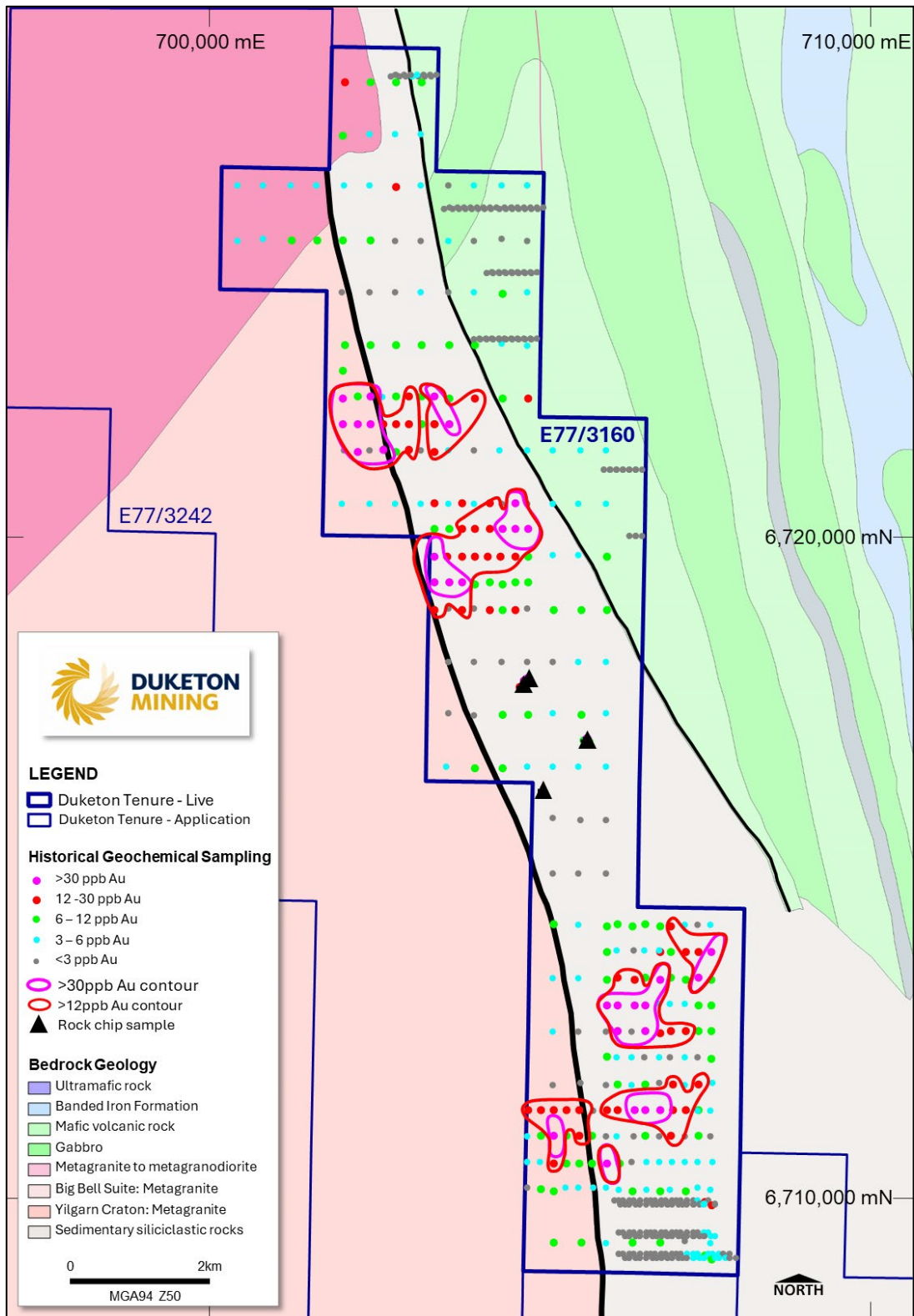


Figure 3: Historic Auger Geochemical Sampling, DKM rock chip locations over GSWA Interpreted Geology, E77/3160

For personal use only



About the Barlee Project

The Barlee Project is located in the northern portion of the Archaean Southern Cross Province, approximately 200km north of Southern Cross in Western Australia (see ASX Announcement 29 September 2023). The belt contains a number of small gold deposits including the Mt Dimer, the Marda Gold Projects and the Penny Mine (ASX: RMS). The Penny Mine is located 70km north-north-west of Barlee. The Project covers a poorly exposed granite-greenstone terrain, where older mafic-ultramafic Banded Iron Formation (**BIF**) dominated greenstones, and a younger sediment-felsic volcanic succession are intruded by or juxtaposed to granitoids.

Several previous companies have conducted gold exploration programs within the Project, with two gold deposits within excised tenements central to the Barlee project, namely the Halley's East and Phils Deposits. The Halley's East gold deposit produced approximately 19,000 ounces of gold between 2013 and 2015.

Previous exploration work within the Barlee Project has identified several prospects outside of the main Halley's - Phils prospect area. All have returned anomalous gold intercepts and are still open in several directions, requiring further work. Gold mineralisation at the Lost Bolt prospect occurs in strongly sheared and altered sediments, controlled by a north-north-west shear, parallel to the granite contact. Mineralised intersections at the Lost Bolt prospect include 4m @ 1.8g/t Au from 24m and 11m @ 0.4g/t Au from 18m including 2m @ 1.3g/t Au from 25m. RAB drilling at the Fenceline prospect returned 4m @ 1.07g/t Au from 8m and 8m @ 1.28g/t Au from 8m. Outside of the Halley's East area, very few drillholes have tested the fresh bedrock with the deepest drillhole on the tenement being 130m.

FMG held the ground from 2015 to 2020 completing aircore drilling targeting gold mineralisation associated with lithological contacts and structures mainly along the western margin of the Project. Drilling intersected a number of low-level gold anomalies including elevated REE's in the western granite.

A large BIF unit trends north-south through the project on the eastern side, DKM rock chipping returned assays up to 57.42% Fe.

The southern tenements (granted and applications) of the Barlee Project are contiguous with the Company's Barlee Project and lie within the Archean Diemals Formation sediments (clastic meta-sediments, conglomerates sandstones and shales) and granites. Previous exploration has been gold-focussed comprising of early-stage exploration defining gold targets from broad spacing auger sampling (2021). These targets have yet to be drilled.

The Barlee Project now extends for approximately 38kms covering the prospective Youanmi and Clampton Faults.



Duketon Project - Mineral Resources (100% DKM)

Bulge Complex

Rosie – Mineral Resource Estimate

The Indicated and Inferred Mineral Resource Estimate (MRE) for Rosie of **2.77 million tonnes at 3.27% nickel equivalent** is reported in accordance with the 2012 JORC Code (Table 1 and Table 2). The resource estimate is reported at >1% NiEq. Over **72% of the Resource has been classified as Indicated** with the remainder in the Inferred Category (Table 1 and Table 2). Mineralisation remains open in all directions.

The Mineral Resource contained metal stands at **56,300 tonnes of nickel, 11,800 tonnes of copper, 1,610 tonnes of cobalt and over 229,000 oz of total PGEs** (Table 3).

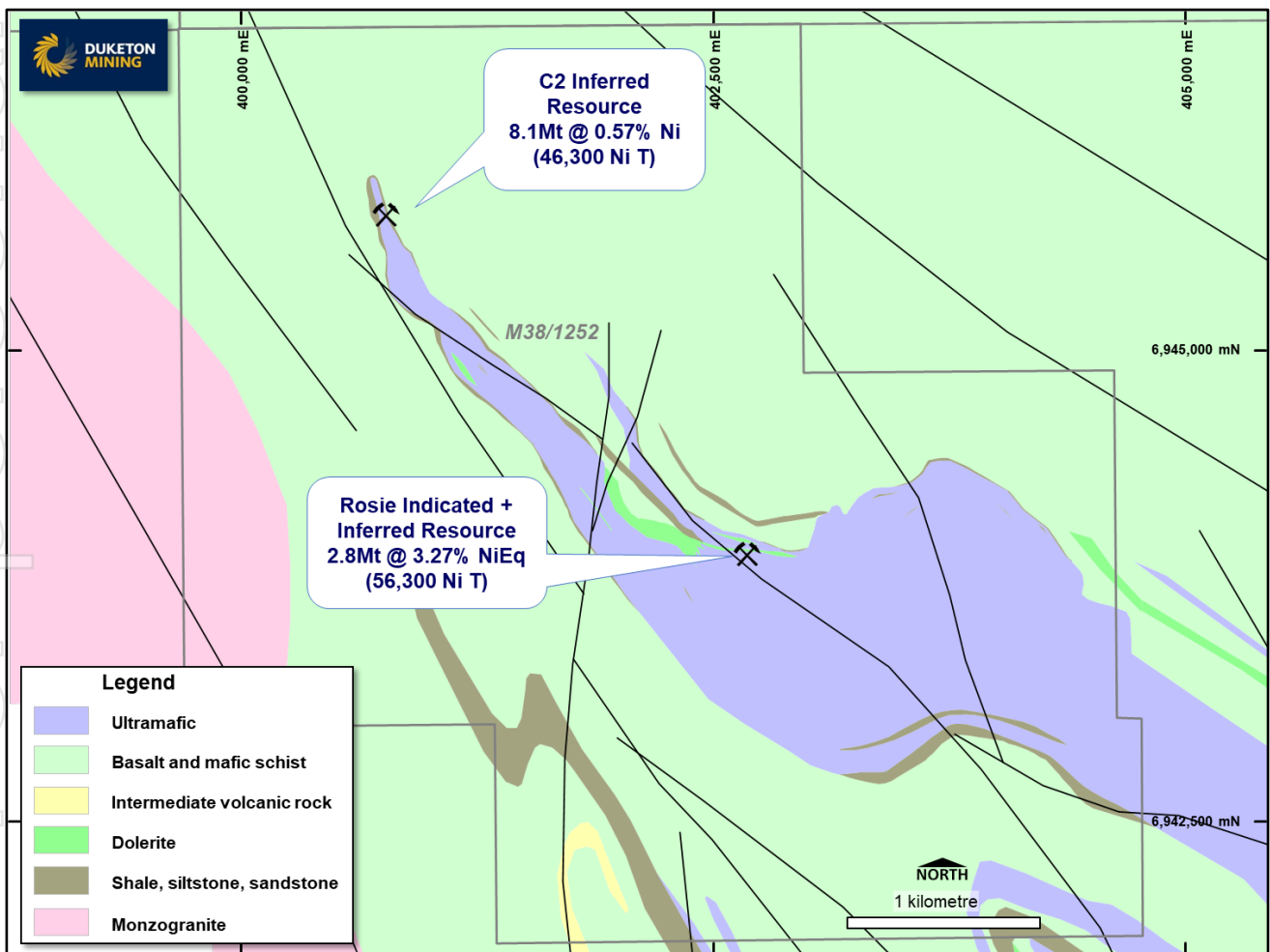


Figure 4: Plan of The Bulge Complex

Resource Category	Tonnes (kt)	Ni%	NiEq_%
Indicated	2,012	2.11	3.35
Inferred	761	1.81	3.06
TOTAL	2,773	2.03	3.27

Table 1: Rosie Mineral Resource Statement (February 2022) >1.0% NiEq

Rosie Nickel Resource >1% NiEq							
Classification	Sulphide	Tonnes	Ni (%)	Cu (%)	Co (ppm)	Total PGEs (g/t)	NiEq) %
Indicated	Pentlandite	1,191,555	2.4	0.42	642	2.7	3.76
	Violarite	820,999	1.7	0.39	504	2.5	2.75
	Sub-Total	2,012,553	2.1	0.41	585	2.6	3.35
Inferred	Pentlandite	694,751	1.8	0.48	580	2.5	3.13
	Violarite	66,179	1.5	0.42	442	1.7	2.36
	Sub-Total	760,930	1.8	0.48	568	2.4	3.06
Total	All	2,773,483	2.0	0.43	580	2.6	3.27

Table 2: Rosie Mineral Resource Grade

Note: For Tables 1 and 2.

- (1) Assumptions for the nickel equivalent are: Prices (in USD) \$8.00/lb Ni, \$3.65/lb Cu, \$15.30/lb Co, \$1,100/oz Pt, \$2,300/oz Pd and \$15,500/oz Rh.
- (2) Recovery assumptions from metallurgical test work are: Pentlandite domain 96.9% Ni, 99.5% Cu, 95.1% Co, 78.2% Pt, 97.6% Pd and 83.4% Rh. Violarite domain 88.7% Ni, 94.5% Cu, 88.5% Co, 57.6% Pt, 87.3% Pd and 64.8% Rh.
- (3) The following equations were used to calculate nickel equivalent – Cu and Co measured in ppm and PGEs measured in ppb – all converted to percentages for NiEq calculation:
- (4) Pentlandite domain: $NiEq = Ni\% + (Cu\% * 0.995 * (3.65/8)) + (Co\% * 0.951 * (15.3/8)) + (Pt\% * 0.782 * (1100 * 14.583/8)) + (Pd\% * 0.976 * (2300 * 14.583/8)) + (Rh\% * 0.834 * (15500 * 14.583/8))$
- (5) Violarite domain: $NiEq = Ni\% + (Cu\% * 0.945 * (3.65/8)) + (Co\% * 0.885 * (15.3/8)) + (Pt\% * 0.576 * (1100 * 14.583/8)) + (Pd\% * 0.873 * (2300 * 14.583/8)) + (Rh\% * 0.648 * (15500 * 14.583/8))$ where 14.583 is the amount of troy ounces per pound.

Classification	Ore Type	Contained Metal			
		Ni (t)	Cu (t)	Co (t)	Total PGEs (oz)
Indicated	Pentlandite	28,524	4,978	764	104,868
	Violarite	13,966	3,230	414	64,869
	Sub-Total	42,490	8,208	1,178	169,737
Inferred	Pentlandite	12,786	3,337	403	55,740
	Violarite	987	279	29	3,551
	Sub-Total	13,774	3,616	432	59,291
	Total	56,264	11,824	1,610	229,028

Table 3: Rosie Mineral Resource Contained Metal

The resource includes a reportable nickel equivalent number based on metallurgical work completed to determine recoveries (see ASX announcements 8 July 2020 and 10 July 2020). It is the opinion of DKM that all the elements included in the metal equivalents calculation have a reasonable potential to be recovered and sold.

C2 – Mineral Resource Estimate

The Indicated and Inferred Mineral Resource Estimate for C2 is **8.06 million tonnes at 0.57% nickel** and is reported in accordance with the 2012 JORC Code. The resource estimate is reported at >0.4% Ni grade. Over **99% of the Resource is classified as Indicated** (Table 4). Mineralisation remains open in all directions (see ASX Announcement 12 December 2022).

The Mineral Resource contained metal stands at **46,263 tonnes of nickel, 2,339 tonnes of copper, 1,505 tonnes of cobalt and 25,684 oz of total PGEs** (Table 5).

C2 Nickel Resource >0.4%Ni						
Classification	Tonnes	Ni (%)	Cu (%)	Pd (ppb)	Pt (ppb)	S (%)
Indicated	7,955,751	0.57	0.03	56.7	42.8	1.7
Inferred	107,790	0.44	0.01	34.7	31.4	0.5
Total	8,063,541	0.57	0.03	56.5	42.7	1.7

Table 4: C2 Nickel Resource > 0.4% Ni with Auxiliary Attributes

Classification	Ni tonnes	Cu tonnes	Co tonnes	PGE oz
Indicated	45,790	2,325	1,490	25,455
Inferred	474	15	14	229
Total	46,263	2,339	1,505	25,684

Table 5: C2 Mineral Resource Contained Metal

Combined Rosie and C2 Resources

The total JORC compliant nickel resource for the Bulge Complex (Rosie and C2) now stands at **102,527 tonnes of nickel, 14,163 tonnes of copper and 254,712 ounces of PGEs** (Table 6).

Combined Metal Inventory, The Bulge Area			
Deposit	Ni tonnes	Cu tonnes	PGE oz
Rosie	56,264	11,824	229,028
C2	46,263	2,339	25,684
TOTAL	102,527	14,163	254,712

Table 6: Combined Metal Inventory, The Bulge Complex



Regional Exploration (Figure 5)

Projects include:

- Doris – uranium and REE project within the Narryer Terrane, 120km NNW of Meekatharra
- Barlee – lithium and gold project, 200km north of Southern Cross
- Stephens – base metals project within the Gullewa Greenstone Belt in the Murchison Province, 335km NNE of Perth

Tenement applications:

- Otways – copper and gold project within the East Pilbara Granite Greenstone Terrane, 40km northeast of Nullagine
- Walgoolan – Gold, Silver and Base Metals north-west of Westonia Greenstone Belt
- Barlee – adjoining tenements for expanded footprint



Figure 5: Duketon Regional Tenements

For personal use only



Ongoing Strategy

The Company remains well positioned to drive value from three approaches:

1. Exploration opportunities on current tenure - assessing early-stage exploration opportunities across all projects looking at all commodities;
2. Acquiring new tenure –via opportunistic applications or by simple/low-cost commercial means; and
3. Expand/Study Nickel Resources - complete mining study and target extensions to Rosie and C2 and the greater area for Ni-Cu-PGE's.

Corporate

At 31 March 2025, the Company had a cash and liquids balance of **A\$12.8M** comprised of cash of **A\$9.5M** and shareholdings of **A\$3.3M**.

ASX Additional Information

Exploration and evaluation expenditure during the quarter was \$134,000 associated with geological consultants, field related activities and tenement compliance costs. Details of exploration activity during the quarter are set out in this report. There were no substantive mining production and development activities during the quarter. During the quarter, the Company made cash payments of \$104,000 to related parties and their associates. This was the aggregate amount paid to the directors including salary, directors' fees, consulting fees and superannuation.

Authorised for release by:

Stuart Fogarty

Duketon Mining Limited - Managing Director

+61 8 6315 1490



The information in the announcement that relates to production targets or financial information derived from a production target is extracted from the ASX announcement 28 April 2021 for the Rosie Scoping Study and is available to view on the Company's website (www.duketonmining.com.au). The company confirms that it is not aware of any new information or data that materially affects the information included in the original market announcement and that all material assumptions underpinning the production target or the financial information derived from the production target in the relevant market announcement continue to apply and have not materially changed. The Company confirms that the form and context in which the Competent Person's findings are presented have not been materially modified from the original market announcement.

The information in the announcement that relates to Mineral Resources for Rosie is extracted from the ASX announcement 10 March 2022 and is available to view on the Company's website (www.duketonmining.com.au). The information in the announcement that relates to Mineral Resources for C2 is extracted from ASX announcement 12 December 2023. The Company confirms that it is not aware of any new information or data that materially affects the information included in the original market announcements and that all material assumptions and technical parameters underpinning the estimates in the relevant market announcements continue to apply and have not materially changed. The Company confirms that the form and context in which the Competent Person's findings are presented have not been materially modified from the original market announcement.

The information in this report that relates to exploration results is based on information compiled by Ms Kirsty Culver, Member of the Australian Institute of Geoscientists (AIG) and an employee of Duketon Mining Limited. Ms Culver has sufficient experience which is relevant to the style of mineralisation and type of deposit under consideration and to the activity that is being undertaken to qualify as a competent person as defined in the JORC Code 2012. Ms Culver consents to the inclusion in the report of the matters based on the information in the form and context in which it appears.

The information in this report that references previously reported exploration results is extracted from the Company's ASX market announcements released on the date noted in the body of the text where that reference appears. The previous market announcements are available to view on the Company's website or on the ASX website (www.asx.com.au). The Company confirms that it is not aware of any new information or data that materially affects the information included in the original market. The Company confirms that the form and context in which the Competent Person's findings are presented have not been materially modified from the original market announcements.

Appendix 1: Summary of Mining Tenements

At 31 March 2025 the Company had an interest in the following tenements:

Tenement number	Project	State	Status	Interest at beginning of quarter	Interest at end of quarter	Acquired/Disposed
E38/1997	Mt Mabel	WA	Granted	100% Ni (note 1)	100% Ni (note 1)	N/A
E38/2666	Duketon	WA	Granted	100% Ni (note 1)	100% Ni (note 1)	N/A
E38/2805	Duketon	WA	Granted	100% Ni (note 1)	100% Ni (note 1)	N/A
E38/2834	Duketon	WA	Granted	100% Ni (note 1)	100% Ni (note 1)	N/A
E38/2866	Duketon	WA	Granted	100% Ni (note 1)	100% Ni (note 1)	N/A
E38/2916	Duketon	WA	Granted	100% Ni (note 1)	100% Ni (note 1)	N/A
E38/3142	Granite Peak	WA	Granted	100% Ni (note 1)	100% Ni (note 1)	N/A
E38/3549	Millar Hill	WA	Granted	100% Ni (note 1)	100% Ni (note 1)	N/A
E38/3550	Mount Mabel	WA	Granted	100% Ni (note 1)	100% Ni (note 1)	N/A
E38/3658	Duketon North	WA	Granted	100%	100%	N/A
E38/3871	Duketon North	WA	Application	100%	0%	Disposed
E45/6364	Otways	WA	Application	100%	100%	N/A
E45/6861	Coolie Coolie Well	WA	Application	100%	100%	N/A
E45/6864	Marlborough Well	WA	Application	100%	100%	N/A
E52/3833	Doris	WA	Granted	100%	100%	N/A
E52/3923	Cunyu	WA	Application	100%	0%	Disposed
E59/2414	Stephens	WA	Granted	100%	100%	N/A
E77/2717	Barlee	WA	Granted	100%	100%	N/A
E77/3027	Barlee	WA	Application	100%	100%	N/A
E77/3129	North Walgoolan	WA	Application	100%	100%	N/A
E77/3160	Lake Barlee South	WA	Application	100%	100%	N/A
E77/3161	Lake Barlee South	WA	Application	100%	100%	N/A
E77/3214	Lake Barlee	WA	Application	100%	0%	Disposed
E77/3229	Lake Barlee	WA	Application	100%	0%	Disposed
E77/3242	Lake Barlee South	WA	Application	100%	100%	N/A
E80/5947	Lake Mackay	WA	Application	100%	0%	Disposed
M38/1252	Duketon	WA	Granted	100%	100% Ni (note 1)	N/A
P38/4550	Duketon	WA	Granted	100%	100%	N/A

The Company did not have any interests in farm in or farm out agreements at the beginning, end or during the quarter.

Note 1: 100% interest held in nickel rights only. Note 2: subject to sale post quarter

Appendix 5B

Mining exploration entity or oil and gas exploration entity quarterly cash flow report

Name of entity

Duketon Mining Limited

ABN

76 159 084 107

Quarter ended ("current quarter")

31 March 2025

Consolidated statement of cash flows	Current quarter \$A'000	Year to date (9 months) \$A'000
1. Cash flows from operating activities		
1.1 Receipts from customers	-	-
1.2 Payments for		
(a) exploration & evaluation	(134)	(890)
(b) development	-	-
(c) production	-	-
(d) staff costs	(107)	(314)
(e) administration and corporate costs	(99)	(303)
1.3 Dividends received (see note 3)	-	1
1.4 Interest received	115	372
1.5 Interest and other costs of finance paid	(4)	(4)
1.6 Income taxes refunded/(paid)	-	-
1.7 Government grants and tax incentives	-	-
1.8 Other (provide details if material)	3	3
1.9 Net cash from / (used in) operating activities	(226)	(1,135)

2. Cash flows from investing activities		
2.1 Payments to acquire or for:		
(a) entities	-	-
(b) tenements	-	-
(c) property, plant and equipment	-	-
(d) exploration & evaluation	-	-
(e) investments	-	-
(f) other non-current assets	-	-

Mining exploration entity or oil and gas exploration entity quarterly cash flow report

Consolidated statement of cash flows		Current quarter \$A'000	Year to date (9 months) \$A'000
2.2	Proceeds from the disposal of:		
	(a) entities	-	-
	(b) tenements	-	-
	(c) property, plant and equipment	-	-
	(d) investments	-	-
	(e) other non-current assets	-	-
2.3	Cash flows from loans to other entities	-	-
2.4	Dividends received (see note 3)	-	-
2.5	Other (provide details if material)	-	-
2.6	Net cash from / (used in) investing activities	-	-
3.	Cash flows from financing activities		
3.1	Proceeds from issues of equity securities (excluding convertible debt securities)	-	-
3.2	Proceeds from issue of convertible debt securities	-	-
3.3	Proceeds from exercise of options	-	-
3.4	Transaction costs related to issues of equity securities or convertible debt securities	-	-
3.5	Proceeds from borrowings	-	-
3.6	Repayment of borrowings	-	-
3.7	Transaction costs related to loans and borrowings	-	-
3.8	Dividends paid	-	-
3.9	Other (Principal elements of lease payments)	(15)	(15)
3.10	Net cash from / (used in) financing activities	(15)	(15)
4.	Net increase / (decrease) in cash and cash equivalents for the period		
4.1	Cash and cash equivalents at beginning of period	9,710	10,619
4.2	Net cash from / (used in) operating activities (item 1.9 above)	(226)	(1,135)
4.3	Net cash from / (used in) investing activities (item 2.6 above)	-	-
4.4	Net cash from / (used in) financing activities (item 3.10 above)	(15)	(15)

Mining exploration entity or oil and gas exploration entity quarterly cash flow report

Consolidated statement of cash flows		Current quarter \$A'000	Year to date (9 months) \$A'000
4.5	Effect of movement in exchange rates on cash held	-	-
4.6	Cash and cash equivalents at end of period	9,469	9,469

5.	Reconciliation of cash and cash equivalents at the end of the quarter (as shown in the consolidated statement of cash flows) to the related items in the accounts	Current quarter \$A'000	Previous quarter \$A'000
5.1	Bank balances	719	797
5.2	Call deposits	8,750	8,913
5.3	Bank overdrafts	-	-
5.4	Other (provide details)	-	-
5.5	Cash and cash equivalents at end of quarter (should equal item 4.6 above)	9,469*	9,710

* Excludes 31 March 2025 market value of listed equity investments of \$3,309,778.

6.	Payments to related parties of the entity and their associates	Current quarter \$A'000
6.1	Aggregate amount of payments to related parties and their associates included in item 1	104
6.2	Aggregate amount of payments to related parties and their associates included in item 2	-

Note: if any amounts are shown in items 6.1 or 6.2, your quarterly activity report must include a description of, and an explanation for, such payments.

Mining exploration entity or oil and gas exploration entity quarterly cash flow report

7. Financing facilities	Total facility amount at quarter end \$A'000	Amount drawn at quarter end \$A'000
<i>Note: the term "facility" includes all forms of financing arrangements available to the entity. Add notes as necessary for an understanding of the sources of finance available to the entity.</i>		
7.1 Loan facilities	-	-
7.2 Credit standby arrangements	-	-
7.3 Other (please specify)	-	-
7.4 Total financing facilities	-	-
7.5 Unused financing facilities available at quarter end		-
7.6 Include in the box below a description of each facility above, including the lender, interest rate, maturity date and whether it is secured or unsecured. If any additional financing facilities have been entered into or are proposed to be entered into after quarter end, include a note providing details of those facilities as well.	N/A	

8. Estimated cash available for future operating activities	\$A'000
8.1 Net cash from / (used in) operating activities (item 1.9)	(226)
8.2 (Payments for exploration & evaluation classified as investing activities) (item 2.1(d))	-
8.3 Total relevant outgoings (item 8.1 + item 8.2)	(226)
8.4 Cash and cash equivalents at quarter end (item 4.6)	9,469
8.5 Unused finance facilities available at quarter end (item 7.5)	-
8.6 Total available funding (item 8.4 + item 8.5)	9,469
8.7 Estimated quarters of funding available (item 8.6 divided by item 8.3)	41.9
<i>Note: if the entity has reported positive relevant outgoings (ie a net cash inflow) in item 8.3, answer item 8.7 as "N/A". Otherwise, a figure for the estimated quarters of funding available must be included in item 8.7.</i>	
8.8 If item 8.7 is less than 2 quarters, please provide answers to the following questions:	
8.8.1 Does the entity expect that it will continue to have the current level of net operating cash flows for the time being and, if not, why not?	
Answer: N/A	
8.8.2 Has the entity taken any steps, or does it propose to take any steps, to raise further cash to fund its operations and, if so, what are those steps and how likely does it believe that they will be successful?	
Answer: N/A	
8.8.3 Does the entity expect to be able to continue its operations and to meet its business objectives and, if so, on what basis?	
Answer: N/A	
<i>Note: where item 8.7 is less than 2 quarters, all of questions 8.8.1, 8.8.2 and 8.8.3 above must be answered.</i>	

Compliance statement

- 1 This statement has been prepared in accordance with accounting standards and policies which comply with Listing Rule 19.11A.
- 2 This statement gives a true and fair view of the matters disclosed.

Date: 9 April 2025

'Signed electronically'

Authorised by: John Ribbons, Company Secretary
(Name of body or officer authorising release – see note 4)

Notes

1. This quarterly cash flow report and the accompanying activity report provide a basis for informing the market about the entity's activities for the past quarter, how they have been financed and the effect this has had on its cash position. An entity that wishes to disclose additional information over and above the minimum required under the Listing Rules is encouraged to do so.
2. If this quarterly cash flow report has been prepared in accordance with Australian Accounting Standards, the definitions in, and provisions of, *AASB 6: Exploration for and Evaluation of Mineral Resources* and *AASB 107: Statement of Cash Flows* apply to this report. If this quarterly cash flow report has been prepared in accordance with other accounting standards agreed by ASX pursuant to Listing Rule 19.11A, the corresponding equivalent standards apply to this report.
3. Dividends received may be classified either as cash flows from operating activities or cash flows from investing activities, depending on the accounting policy of the entity.
4. If this report has been authorised for release to the market by your board of directors, you can insert here: "By the board". If it has been authorised for release to the market by a committee of your board of directors, you can insert here: "By the [name of board committee – eg Audit and Risk Committee]". If it has been authorised for release to the market by a disclosure committee, you can insert here: "By the Disclosure Committee".
5. If this report has been authorised for release to the market by your board of directors and you wish to hold yourself out as complying with recommendation 4.2 of the ASX Corporate Governance Council's *Corporate Governance Principles and Recommendations*, the board should have received a declaration from its CEO and CFO that, in their opinion, the financial records of the entity have been properly maintained, that this report complies with the appropriate accounting standards and gives a true and fair view of the cash flows of the entity, and that their opinion has been formed on the basis of a sound system of risk management and internal control which is operating effectively.
6. By the Company lodging this Appendix 5B, the Managing Director and CFO declare that the Appendix 5B for the relevant quarter:
 - presents a true and fair view, in all material respects, of the cashflows of the Company for the relevant quarter and is in accordance with relevant accounting standards;
 - the statement given above is founded on a sound system of risk management and internal compliance and control which implements the policies adopted by the Board; and
 - the Company's financial records have been properly maintained and the Company's risk management and internal compliance and control system is operating efficiently and effectively in all material respects.