

NZX/ASX release  
16 April 2025

## Heartland trading update

Heartland Group Holdings Limited (**Heartland**) (NZX/ASX: **HGH**) today provides a trading update for the three months to 31 March 2025 (**Q3**).

Heartland remains on track to achieve net profit after tax (**NPAT**) on an underlying basis for the financial year ending 30 June 2025 (**FY2025**) of at least \$45 million.<sup>1</sup> Net interest margin (**NIM**) expanded 28 basis points in Q3 (relative to the six-month period ended 31 December 2024 (**1H2025**)), with improvement seen in both Heartland Bank Limited (**Heartland Bank**) and Heartland Bank Australia Limited (**Heartland Bank Australia**). Operating expenses (**OPEX**) in Q3 remained stable – both banks are on track to meet OPEX expectations for the six-month period ending 30 June 2025 (**2H2025**) (as detailed below). Cost management programmes are in place to improve operational efficiency moving forward.

Asset quality improvements are starting to show in Heartland Bank’s Motor Finance portfolio following the introduction of more prescriptive collections and recoveries policies for the New Zealand bank as announced on 18 February 2025. As a result, early recovery efforts for the Motor Finance loans written off in February 2025 have exceeded expectations.

Heartland is focused on sustainable, profitable growth, and has seen compelling gross finance receivables (**Receivables**) growth in Reverse Mortgages and Livestock Finance in New Zealand and Australia.

	Heartland			NZ Banking			AU Banking		
	Reported	Underlying		Reported	Underlying		Reported	Underlying	
	Q3	Q3	Outlook	Q3	Q3	Outlook	Q3	Q3	Outlook
<b>NPAT</b>	<b>Q3:</b> \$16.6m	<b>Q3:</b> \$17.1m	<b>FY25:</b> ≥\$45m	<b>Q3:</b> \$10.2m	<b>Q3:</b> \$10.6m	n/a	<b>Q3:</b> AU\$7.9m	<b>Q3:</b> AU\$7.9m	n/a
				<b>YTD:</b> \$11.1m	<b>YTD:</b> \$13.8m		<b>YTD:</b> AU\$19.2m	<b>YTD:</b> AU\$19.9m	
<b>NIM</b>	3.69%	3.69%	n/a	3.92%	3.92%	<b>2H25:</b> >3.90%	3.31%	3.31%	<b>2H25:</b> >3.30%
<b>OPEX</b>	\$46.9m	\$46.3m	n/a	\$33.2m	\$32.5m	<b>2H25:</b> \$66.1m	AU\$11.2m	AU\$11.2m	<b>2H25:</b> AU\$23.3m
<b>CTI ratio</b>	57.6%	56.8%	n/a	57.1%	56.0%	<b>2H25:</b> 57.5%	49.2%	49.2%	<b>2H25:</b> 47.8%
<b>Impairment expense ratio</b>	0.63%	0.63%	n/a	0.92%	0.92%	<b>2H25:</b> 0.85%	0.05%	0.05%	n/a

<sup>1</sup> Certain financial measures are presented on a reported and underlying basis. Reported financial measures are prepared in accordance with NZ GAAP and include the impacts of positive and negative one-offs, which can make it difficult to compare performance between periods. Underlying financial measures (which are non-GAAP financial information) exclude the impact of one-off regulatory assurance costs arising in relation to the acquisition of Heartland Bank Australia (previously Challenger Bank Limited), one-off staff exit costs, the de-designation of derivatives, the fair value changes on equity investments held, and other non-recurring income. The use of underlying results is intended to allow for easier comparability between periods and is used internally by management for this purpose. The Investor Presentation for Heartland’s 1H2025 financial results released on 27 February 2025 includes at page 7 details of the 1H2025 one-offs and at page 45 general information about Heartland’s use of non-GAAP financial measures.

**Note:** All figures in NZD unless otherwise stated.

Heartland Group Holdings Limited | NZX/ASX: HGH | PO Box 9919, Newmarket, Auckland 1149 | heartlandgroup.info

For personal use only

## NZ banking

### Financial performance

Q3 NIM was 3.92%, up from 3.78% in 1H2025 and on track to meet 2H2025 NIM expectations of greater than 3.90% with an exit NIM<sup>2</sup> greater than 4.00%. NIM improvement in Q3 was driven by an improved cost of funds as term deposit pricing benefits flowed through.

OPEX in Q3 was \$32.5 million and is on track to meet the 2H2025 outlook expectation of \$66.1 million. A strategic cost management programme is in place to manage costs in 2H2025 and ensure a proactive long-term approach to resetting Heartland Bank's cost base.

As expected, the impairment expense ratio has reduced from its elevated 1H2025 position following the impairment expense announced on 18 February 2025. Heartland Bank's overall non-performing loan (**NPL**) ratio reduced by 9 basis points from 31 December 2024 to 3.31% as at 31 March 2025. 28% of Heartland Bank's NPLs are non-strategic asset (**NSA**) loans.

Strong growth has continued in Reverse Mortgages, with Receivables up \$41.7 million (14.7%)<sup>3</sup> in Q3 to \$1,192.3 million as at 31 March 2025. At the end of March, Heartland Bank launched the pilot of its new product, Village Access Loans – designed to offer older New Zealanders a solution to some of the barriers associated with moving into a retirement village.

Rural<sup>4</sup> Receivables were up \$21.0 million (12.7%)<sup>3</sup> in Q3 to \$688.9 million as at 31 March 2025. Included within this is Livestock Finance which was up \$23.4 million (57.1%)<sup>3</sup> in Q3 to \$189.9 million as at 31 March 2025, ahead of expectations and reflects increased livestock market prices and Heartland Bank's commitment to supporting more farmers with their specialist livestock trading needs. Livestock Finance growth is expected to increase further in the fourth quarter of FY2025 (**Q4**) due to the usual seasonal lift.

The retraction in Motor Finance Receivables slowed significantly in Q3, down \$6.1 million (-1.6%)<sup>3</sup> to \$1,592.3 million as at 31 March 2025, while the portfolio mix shifted towards increased loan volumes from branded franchise dealers. Growth in Heartland Bank's direct channels continued to perform well, up \$2.0 million (10.1%)<sup>3</sup> in Q3.

Trading conditions within the forestry, transport, agriculture contractor and construction sectors remain challenging, affecting lending demand for Heartland Bank's Asset Finance portfolio.

### Collections and recoveries progress

Heartland Bank's more prescriptive repossession policy, write-off policy and debt collection strategies (described in Heartland's announcement on 18 February 2025) are having a positive effect on Motor Finance arrears. More resources are now focused on earlier stage arrears which is reducing the number of loans moving into arrears and through the arrears cycle.

Early recovery efforts for the Motor Finance portfolio write-offs announced on 18 February 2025 have exceeded expectations. As at 31 March 2025, Heartland Bank had recovered \$1.9 million (49%) of the \$3.9 million of expected recoveries.

<sup>2</sup> The 2H2025 exit NIM is the NIM expected to be achieved on 30 June 2025 (rather than the average NIM for 2H2025).

<sup>3</sup> Annualised growth.

<sup>4</sup> Rural lending includes Heartland Bank's Livestock Finance, Rural Direct and Rural Relationship portfolios.

As expected, due to the time required for vehicles to be repossessed and debt written off and transferred to a debt collection agency, NPLs totalling \$3.5 million have rolled through to being greater than 365 days past due (**DPD**). Through repossession activity and business-as-usual write-offs, these arrears are expected to be cleared before 30 June 2025.

Consistent with Heartland Bank's expectations for Q3 (due to the traditional seasonal uplift, coupled with ongoing challenging economic conditions), the amount of Open for Business (**O4B**) loans greater than 90 DPD has remained relatively flat, up \$0.3 million from 31 December 2024. Recovery activity continues as Heartland Bank works towards its commitment to having no O4B arrears greater than 365 DPD by 30 June 2026. As part of Heartland Bank's simplification and strategic move away from unsecured lending, O4B is no longer accepting new applications and is running down.

## AU banking

### Financial performance

Heartland Bank Australia's transition from its sole reliance on wholesale funding to a mix of predominantly deposits supported by wholesale funding continues to track to plan. As at 31 March 2025, deposits made up 70% of funding and are expected to be above 80% by the end of FY2025 with AU\$370 million of wholesale funding expected to repay in Q4. This transition is supporting NIM expansion which was 3.31% in Q3, up from 2.75% in 1H2025 and on track to meet 2H2025 NIM expectations of greater than 3.30% with an exit NIM greater than 3.60%.

OPEX in Q3 was AU\$11.2 million and is on track to meet the 2H2025 outlook expectation of AU\$23.3 million. The underlying CTI ratio is improving (down from 56.4% in 1H2025 to 49.2% in Q3) as net interest income benefits from the funding mix transition and Receivables growth, and costs remain stable.

Reverse Mortgage growth remains strong, with Receivables up AU\$87.1 million (19.7%)<sup>3</sup> in Q3 to AU\$1,884.1 million as at 31 March 2025.

Livestock Finance Receivables were up AU\$36.3 million (59.3%)<sup>3</sup> in Q3 to AU\$285.0 million as at 31 March 2025, driven by a number of large customer transactions. Some confidence has returned to the market, alongside livestock market price improvements. Livestock Finance has a good pipeline of growth for Q4 which will be supported by the launch of Heartland Bank Australia's new partnership with AuctionsPlus, Australia's leading online agricultural marketplace.

### Non-Strategic Assets (NSAs)

Good progress has been made against Q3 NSA realisation targets. Exit strategies have been refined, set and are now being accelerated.

The shortfall in actual to target realisation for Online Home Loans was a result of adopting retention strategies while several portfolio sale opportunities were finalised. Online Home Loans is now in run down after Heartland Bank closed applications to new customers on 18 March 2025. Heartland Bank's 1-year fixed rate<sup>5</sup> and floating interest rate remain available to existing Online Home Loans customers as they transition to alternative home loan providers when their current fixed rate terms come to an end.

– ENDS –

---

<sup>5</sup> Heartland Bank's 1-year fixed interest rate for Online Home Loans will not be available after 30 June 2025.

**The person who authorised this announcement:**

Andrew Dixson, Chief Executive Officer

**For further information and media enquiries, please contact:**

Nicola Foley, Head of Corporate Communications & Investor Relations

+64 27 345 6809, [nicola.foley@heartland.co.nz](mailto:nicola.foley@heartland.co.nz)

Level 3, Heartland House, 35 Teed Street, Newmarket, Auckland, New Zealand

## About Heartland

Heartland is an Australasian financial services group providing specialist banking products to New Zealanders and Australians. Heartland is listed on the New Zealand and Australian stock exchanges under the HGH ticker (NZX/ASX: HGH). Through its various predecessors, Heartland has a long history with roots stretching back to Ashburton, New Zealand in 1875.

Heartland is the listed holding company for two banks – [Heartland Bank](#) in New Zealand and [Heartland Bank Australia](#) in Australia. Each bank is focused on providing specialist banking products to enable better lives for New Zealanders and Australians. In both countries, these products include Reverse Mortgages, Livestock Finance and Savings and Deposits. In New Zealand, Heartland Bank also offers Motor Finance and Asset Finance.

As the listed parent company, Heartland's role is to ensure capital is allocated to the parts of its business which generate strong returns, and to set the strategy and risk appetite within which the group operates. This enables Heartland to maximise shareholder returns and each bank to enhance the value it offers customers by helping more New Zealanders and Australians with their specialist banking needs.

More: [heartlandgroup.info](http://heartlandgroup.info)

For personal use only

For personal use only

# 3Q2025

## MARKET UPDATE

For the quarter ended 31 March 2025

**HEARTLAND**  
— GROUP —

**INVESTOR  
PRESENTATION**

# DISCLAIMER

---

This presentation has been prepared by Heartland Group Holdings Limited (NZX/ASX: HGH) (the **Company** or **Heartland**) for the purpose of briefings in relation to this market update.

This presentation contains summary information only, which should not be relied on in isolation from further detail in the market update.

The information in the presentation has been prepared with due care and attention, but its accuracy, correctness and completeness cannot be guaranteed. No person (including the Company and its directors, shareholders and employees) will be liable to any other person for any loss arising in connection with the presentation.

The presentation outlines the Company's forward-looking plans and projections. Those plans and projections reflect current expectations, but are inherently subject to risk and uncertainty, and may change at any time. There is no assurance that those plans will be implemented or that projections will be realised. You are strongly cautioned not to place undue reliance on any forward-looking statements, particularly in light of the current economic climate.

No person is under any obligation to update this presentation at any time after its release or to provide further information about the Company.

The information in this presentation is of a general nature and does not constitute financial product advice, investment advice or any recommendation. Nothing in this presentation constitutes legal, financial, tax or other advice.

## **Non-GAAP measures**

Certain financial measures in this investor presentation are presented on a reported and underlying basis. Reported results are prepared in accordance with NZ GAAP and include the

impacts of one-offs, both positive and negative, which can make it difficult to compare performance between periods.

This presentation contains references to non-GAAP measures including underlying profit or loss, underlying OPEX, underlying impairment expense, underlying NIM, underlying CTI ratios, underlying impairment expense ratios and underlying ROE.

Because Heartland complies with accounting standards, investors know that comparisons can be made with confidence between reported profits and those of other companies, and there is integrity in Heartland's reporting approach. These non-GAAP figures are provided as a supplementary measure for readers to assess Heartland's performance alongside NZ GAAP reported measures, where one-offs, both positive and negative, can make it difficult to compare profits between years. However, these non-GAAP measures do not have standardised meanings prescribed by GAAP and should not be viewed in isolation nor considered a substitute for measures reported in accordance with NZ GAAP. All amounts are in New Zealand dollars unless otherwise indicated. Financial data in this presentation is as at 31 March 2025 unless otherwise indicated. It has not been audited or reviewed by any independent registered public accounting firm.

3Q2025 underlying results (which are non-GAAP financial information) exclude the impact of one-off regulatory assurance costs arising in relation to the acquisition of Heartland Bank Australia (previously Challenger Bank Limited), one-off staff exit costs, the de-designation of derivatives, the fair value changes on equity investments held, and other impacts of non-recurring income. This is intended to allow for easier comparability between periods and is used internally by management for this purpose.

The investor presentation of Heartland's 1H2025 financial results released on 27 February 2025 includes at page 7 details of the 1H2025 one-offs and at page 45 general information about Heartland's use of non-GAAP financial measures.

# 3Q2025 SUMMARY

## Heartland is on track to achieve an underlying NPAT for FY2025 of at least \$45m.

- NIM expanded 28 bps versus 1H2025 with improvement seen in both banks.
- OPEX in Q3 remained stable – both banks are on track to meet OPEX expectations for 2H2025. Cost management programmes are in place to improve operational efficiency moving forward.
- Asset quality improvements are starting to show in Heartland Bank's Motor Finance portfolio following the introduction of more prescriptive collections and recoveries policies for the NZ bank. As a result, early recovery efforts for the Motor Finance loans written off in February 2025 have exceeded expectations.
- Heartland is focused on sustainable, profitable growth, and has seen compelling Receivables growth in Reverse Mortgages and Livestock Finance in New Zealand and Australia.
- Good progress has been made against Q3 NSA realisation targets. Exit strategies have been refined, set and are now being accelerated.

### Consolidated group key financial metrics

	Reported			Underlying			Underlying outlook
	1H2025	3Q2025	YTD	1H2025	3Q2025	YTD	FY2025
OPEX	\$98.1m	\$46.9m	\$144.9m	\$90.4m	\$46.3m	\$136.6m	
Impairment expense	\$50.5m	\$11.1m	\$62.8m	\$50.5m	\$11.1m	\$62.8m	
<b>NPAT</b>	<b>\$3.6m</b>	<b>\$16.6m</b>	<b>\$20.2m</b>	<b>\$10.7m</b>	<b>\$17.1m</b>	<b>\$27.7m</b>	<b>≥\$45m</b>
NIM	3.41%	3.69%	3.52%	3.41%	3.69%	3.52%	
CTI ratio	63.2%	57.6%	61.3%	57.6%	56.8%	57.3%	
Impairment expense ratio <sup>1</sup>	1.40%	0.63%	1.17%	1.40%	0.63%	1.17%	
ROE	0.6%	5.4%	2.2%	1.9%	5.6%	3.0%	
Receivables <sup>2</sup>	\$7,121m	\$7,224m	\$7,224m				

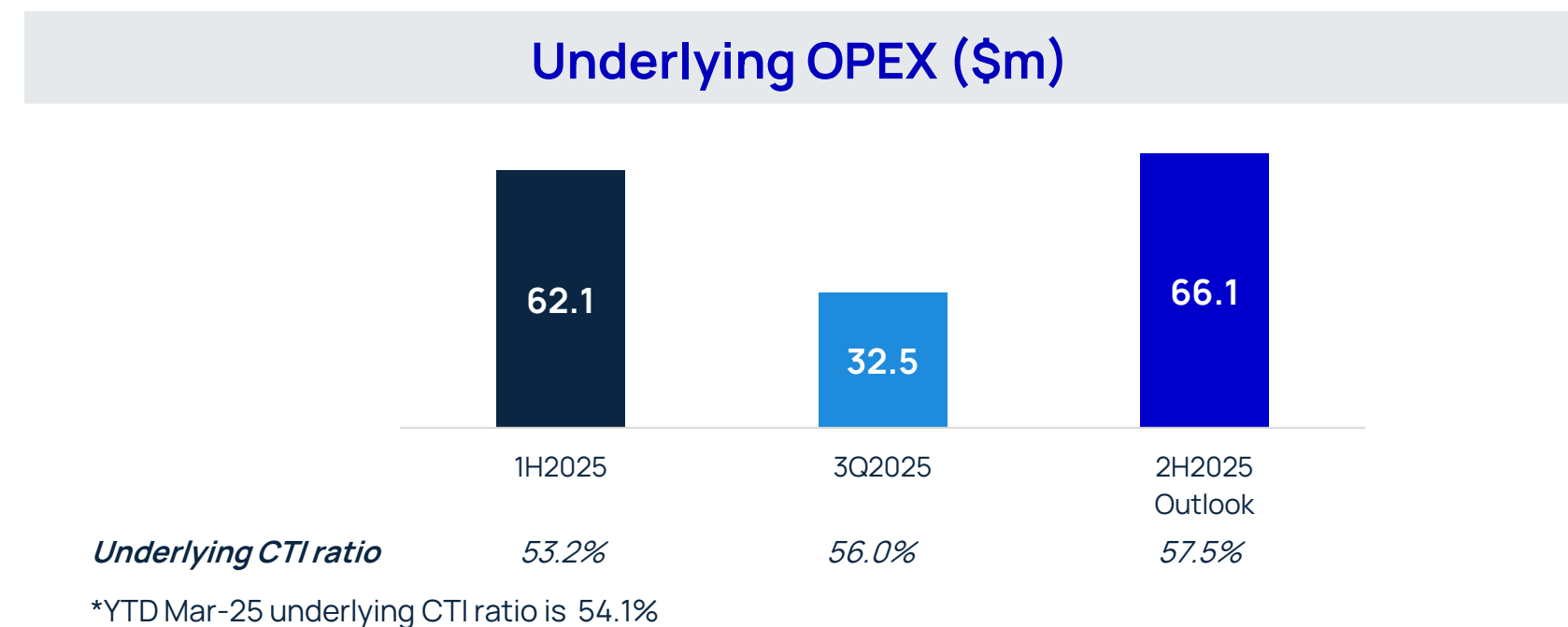
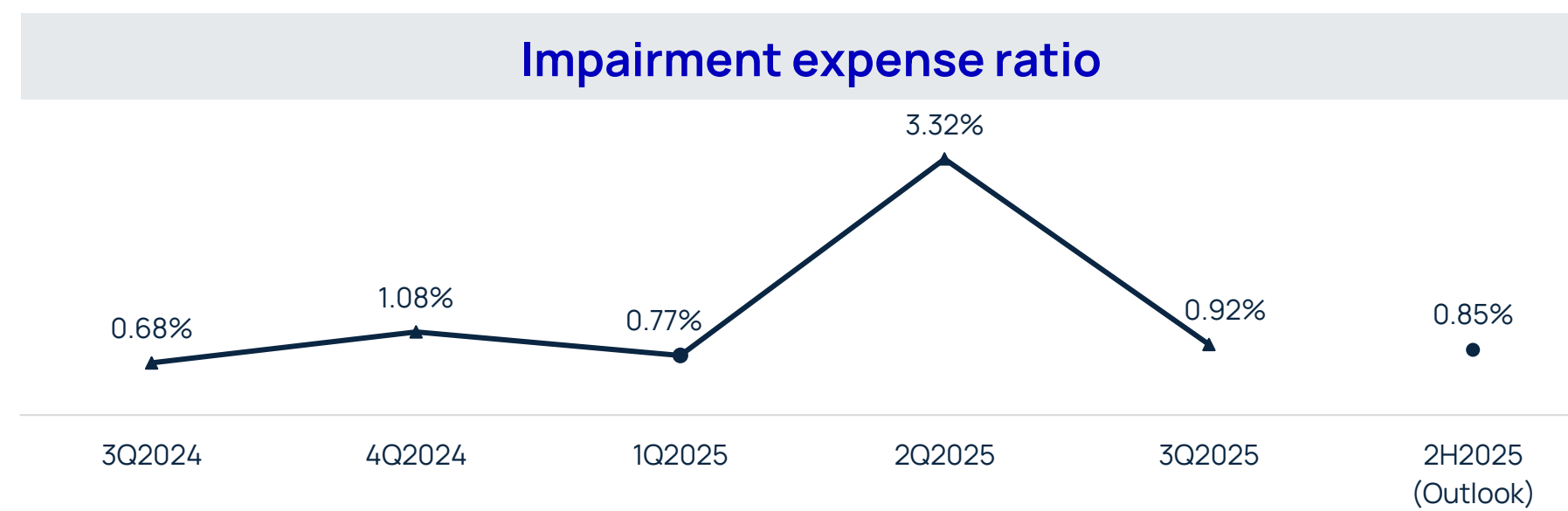
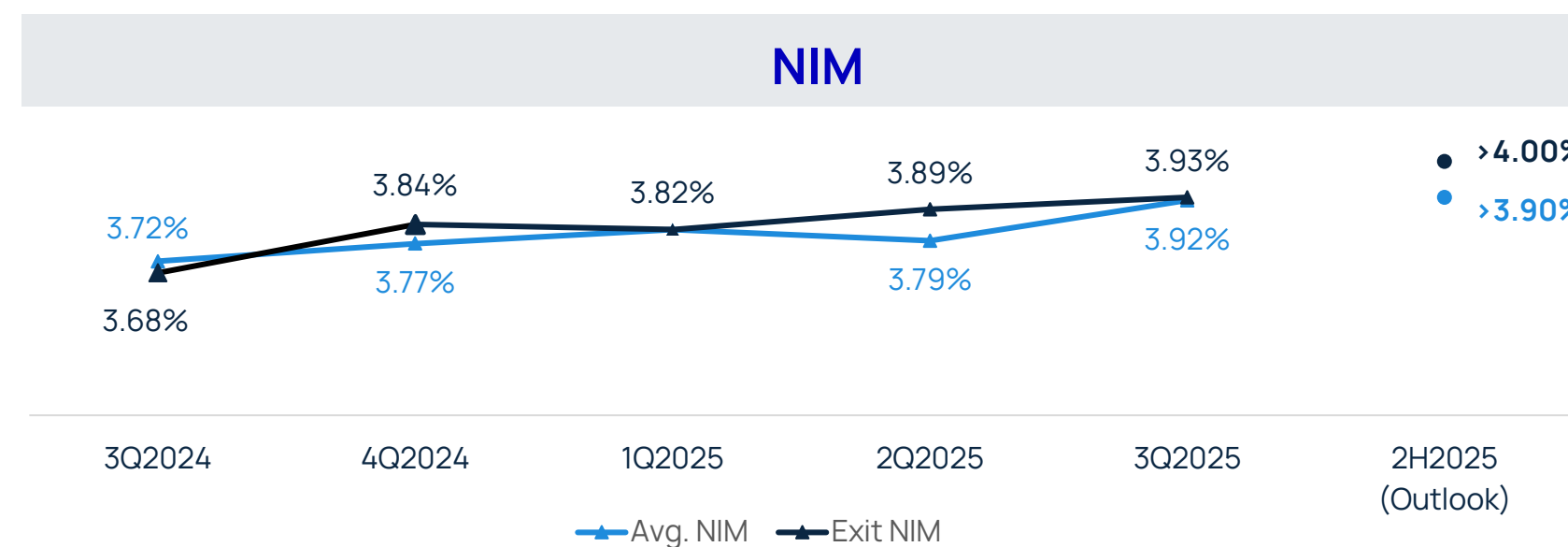
**Note:** See page 2 for a definition of underlying financial metrics. Refer to page 2 for details on one-offs in the periods covered in this investor presentation.

<sup>1</sup> Impairment expense as a percentage of average Receivables.

<sup>2</sup> Receivables also includes Reverse Mortgages.

# NZ BANKING

NPAT	Reported			Underlying		
	1H2025	3Q2025	YTD	1H2025	3Q2025	YTD
	\$0.9m	\$10.2m	\$11.1m	\$3.1m	\$10.6m	\$13.8m



### Receivables \$4,794m as at 31 Mar 2025 ↓ \$243m, -4.8%<sup>1</sup> since Mar 2024

Lending	1H2025 growth <sup>1</sup>	Receivables at 31 Mar 2025 <sup>1</sup>		3Q2025 growth <sup>1</sup>	Outlook expectations	
					2H2025 growth <sup>1</sup>	FY2025 growth
Reverse Mortgages	15.3%	\$1,192.3m	↑ \$41.7m	14.7%	15.0%	15.7%
Rural <sup>2</sup>	-11.7%	\$688.9m	↑ \$21.0m	12.7%	19.2%	3.1%
Motor Finance	-3.9%	\$1,592.3m	↓ \$6.1m	-1.6%	7.3%	1.6%
Asset Finance	-11.4%	\$659.0m	↓ \$35.9m	-20.9%	-8.1%	-9.5%
Other lending <sup>2,3</sup>	-49.9% <sup>4</sup>	\$661.6m	↓ \$36.7m <sup>4</sup>	-21.3%	-	-

**Note:** See page 2 for a definition of underlying financial metrics.

<sup>1</sup> Annualised growth.

<sup>2</sup> Includes NSAs.

<sup>3</sup> Other lending is non-core lending which includes Personal Lending (including Harmony NZ and Personal Loans portfolios), Business

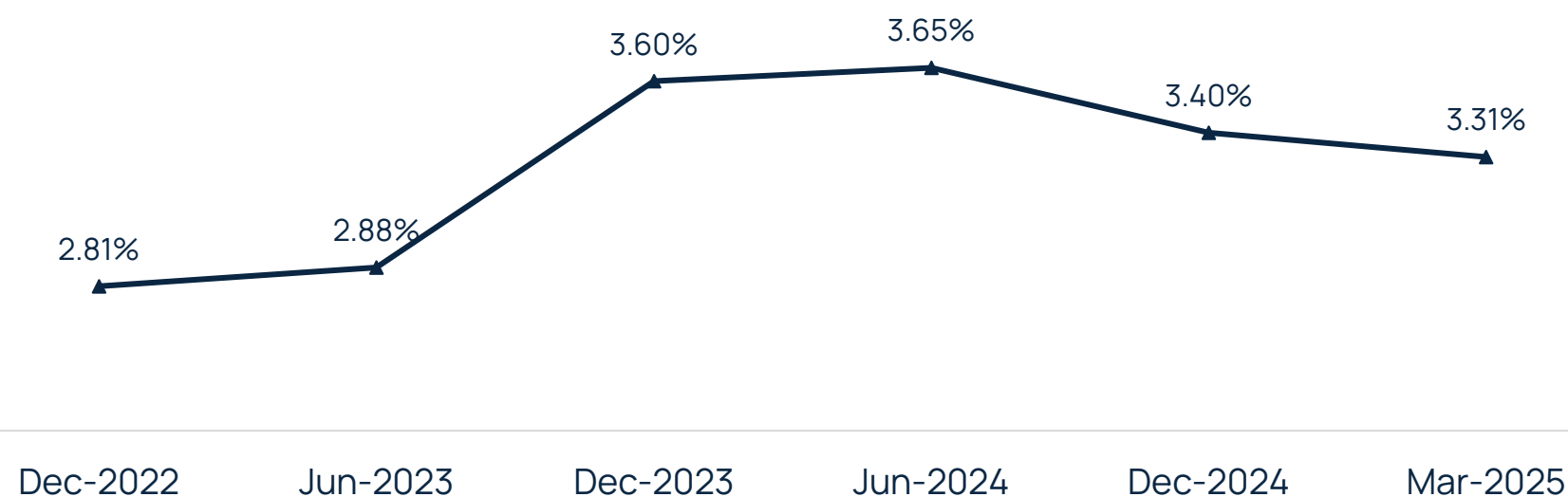
Relationship, Wholesale Lending, O4B and Home Loans (including Online Home Loans and older residential Home Loans portfolios).

<sup>4</sup> The retraction in other lending reflects Heartland Bank's focus on its core lending portfolios (Reverse Mortgages, Rural, Motor Finance, Asset Finance). The retraction was exacerbated by an early repayment of an \$80m wholesale funding facility by a client who exited the New Zealand market, an \$83m retraction in Online Home Loans which is now part of NSAs and winding down, and a \$60m retraction in Business Relationship.

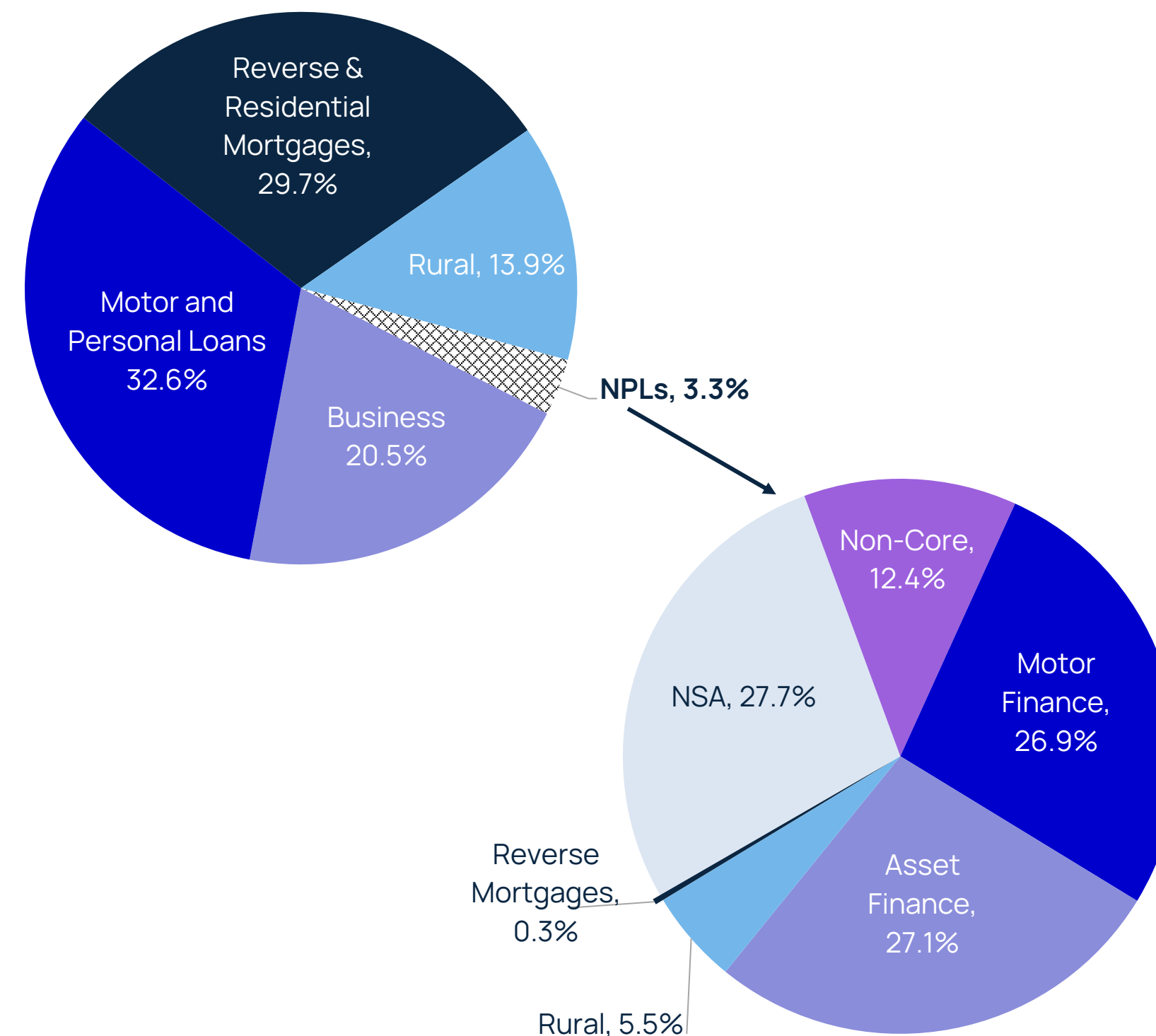
# NZ BANKING: ASSET QUALITY

For personal use only

### NPL ratios



### Heartland Bank portfolio composition



#### December 2024

#### March 2025

	December 2024		March 2025	
	NPL ratio	NPL \$ value	NPL ratio	NPL \$ value
<b>Core</b> Reverse Mortgages <sup>2</sup>	0.02%	\$0.2m	0.04%	\$0.5m
Rural <sup>1,3</sup>	4.5%	\$29.8m	3.4%	\$23.7m
Motor Finance	2.9%	\$46.3m	2.7%	\$42.8m
Asset Finance	6.8%	\$47.0m	7.5%	\$49.2m
Wholesale Lending	0.0%	\$0.0m	0.0%	\$0.0m
Business Relationship <sup>3</sup>	13.0%	\$31.4m	14.6%	\$33.4m
Personal Lending	4.5%	\$0.7m	1.9%	\$0.3m
Open for Business <sup>4</sup>	11.5%	\$7.6m	13.0%	\$8.1m
Home Loans <sup>3,5</sup>	0.2%	\$0.6m	0.3%	\$0.6m

<sup>1</sup>Rural lending includes Heartland Bank's Livestock Finance, Rural Direct and Rural Relationship portfolios.

<sup>2</sup> Reverse Mortgage NPLs arise due to late settlement (≥90 days) after the departure of the borrower from the property. As at 31 March 2025, this was relevant to four loans, which had a weighted average LVR of 36%.

<sup>3</sup> Includes NSAs.

<sup>4</sup> As part of Heartland Bank's simplification and strategic move away from unsecured lending, O4B is no longer accepting new applications and is running down.

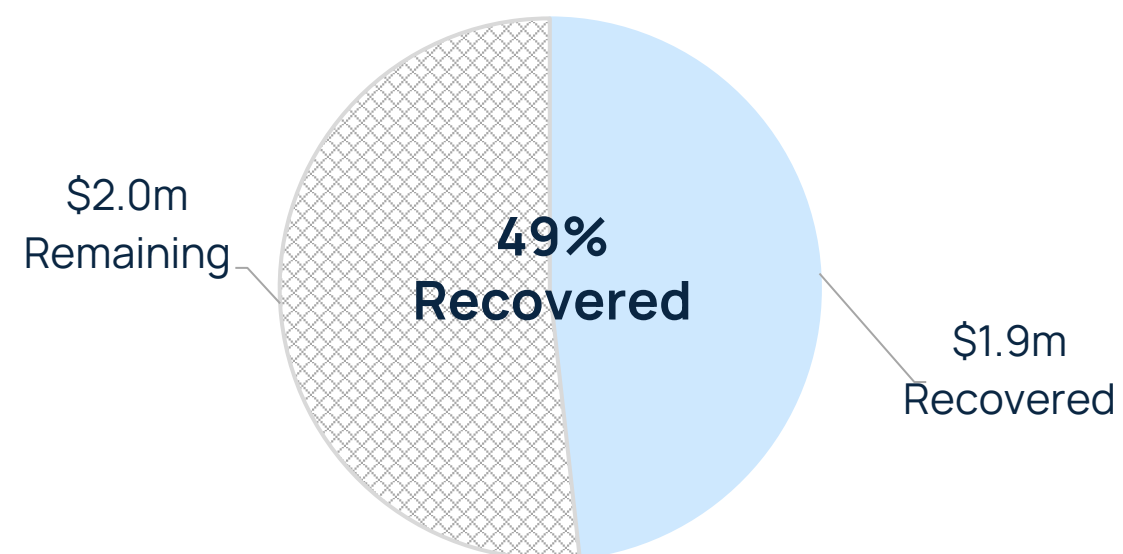
<sup>5</sup> Home Loans includes Online Home Loans and older residential Home Loans portfolios.

# NZ BANKING: ASSET QUALITY

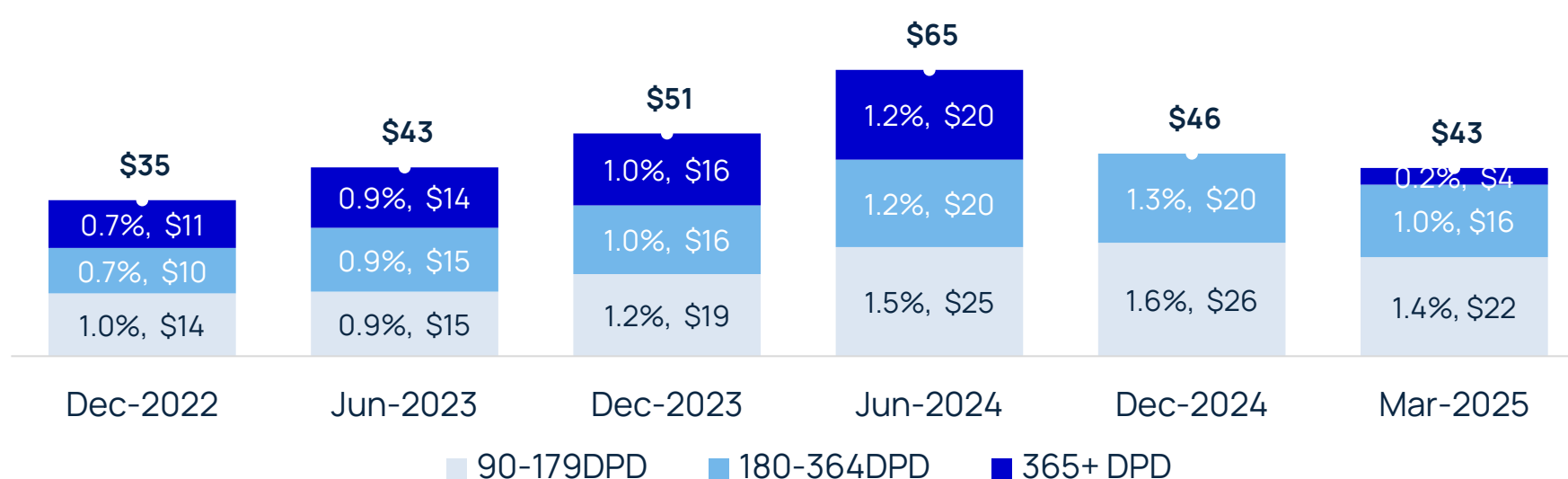
For personal use only

## Motor Finance

Motor Finance (>365 DPD write-offs) recoveries



Motor Finance 90+DPD composition (\$m and %)

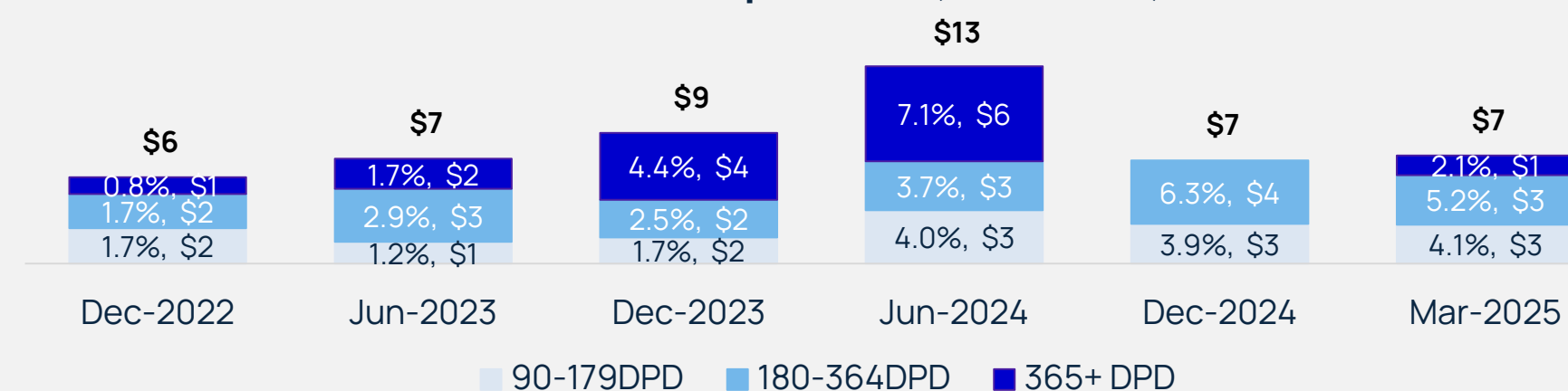


With more prescriptive collections and recoveries practices now in place in NZ, early recovery efforts have exceeded expectations and Heartland Bank's Motor Finance arrears profile is improving.

- As at 31 March 2025, Heartland Bank had recovered \$1.9m (49%) of the \$3.9m expected recoveries.
- More resources are now focused on addressing earlier stage arrears. This is reducing the number of loans moving into arrears and through the arrears cycle.
- As expected, due to the time required for vehicles to be repossessed and debt written off and transferred to a debt collection agency, NPLs totalling \$3.5m have rolled through to >365 DPD.
- Through repossession activity and business-as-usual write-offs, these arrears are expected to be cleared before 30 June 2025.

## Open for Business

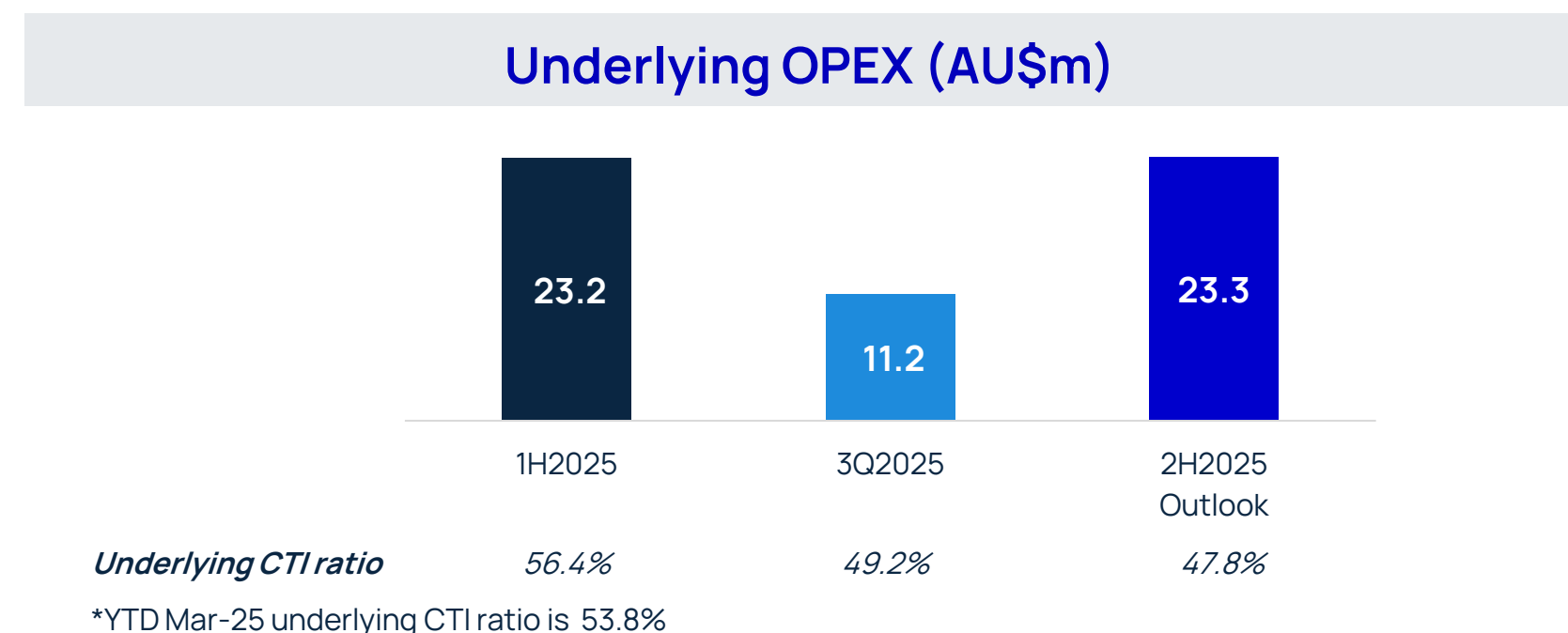
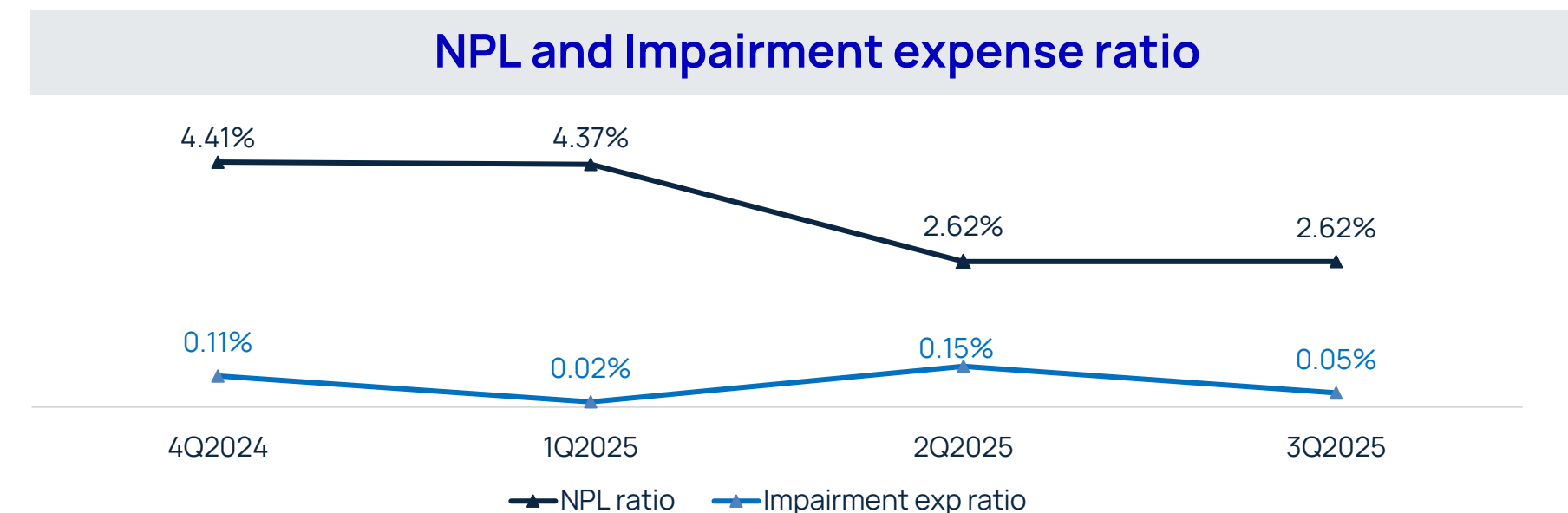
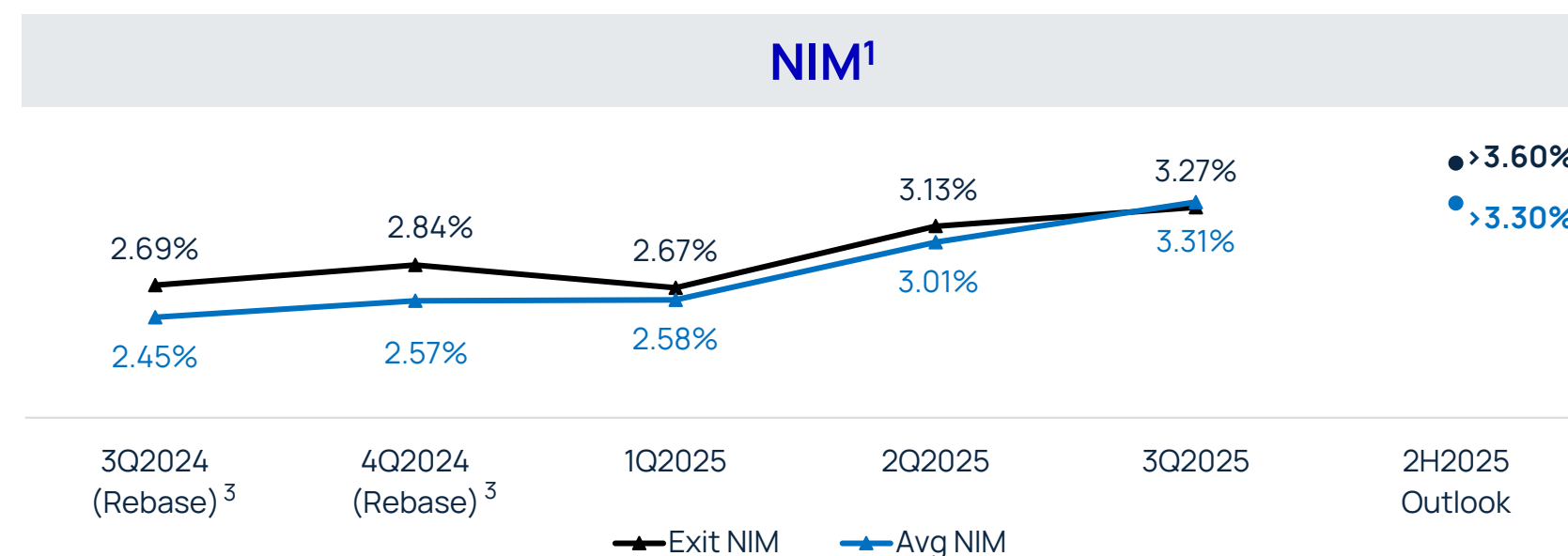
90+DPD composition (\$m and %)



- Consistent with Heartland Bank's expectations for Q3, the amount of O4B loans >90 DPD has remained relatively flat, up \$0.3m from 31 December 2024.
- Recovery activity continues as Heartland Bank works towards its commitment to having no O4B arrears >365 DPD by 30 June 2026.

# AU BANKING

NPAT	Reported			Underlying		
	1H2025	3Q2025	YTD	1H2025	3Q2025	YTD
	AU\$11.3m	AU\$7.9m	AU\$19.2m	AU\$12.0m	AU\$7.9m	AU\$19.9m



**Receivables** AU\$2,209m as at 31 Mar 2025 ↑AU\$304m, 15.9%<sup>2</sup> since Mar 2024

Lending	1H2025 growth <sup>1</sup>	Receivables at 31 Mar 2025 <sup>2</sup>		3Q2025 growth <sup>2</sup>	Outlook expectations	
		Value	Change		2H2025 growth <sup>2</sup>	FY2025 growth
Reverse Mortgages	15.0%	AU\$1,884.1m	↑ AU\$87.1m	19.7%	19.9%	18.2%
Livestock Finance	-1.0%	AU\$285.0m	↑ AU\$36.3m	59.3% <sup>4</sup>	18.4%	16.6%

**Note:** All figures on this page are in AUD (including prior periods). See page 2 for a definition of underlying financial metrics.  
<sup>1</sup> NIM is calculated as net interest income/average gross interest earning assets.  
<sup>2</sup> Annualised growth.

<sup>3</sup> Rebase NIM is NIM adjusted for the impact of the ADI acquisition.  
<sup>4</sup> Livestock Finance growth in 3Q2025 includes a number of large customer transactions.

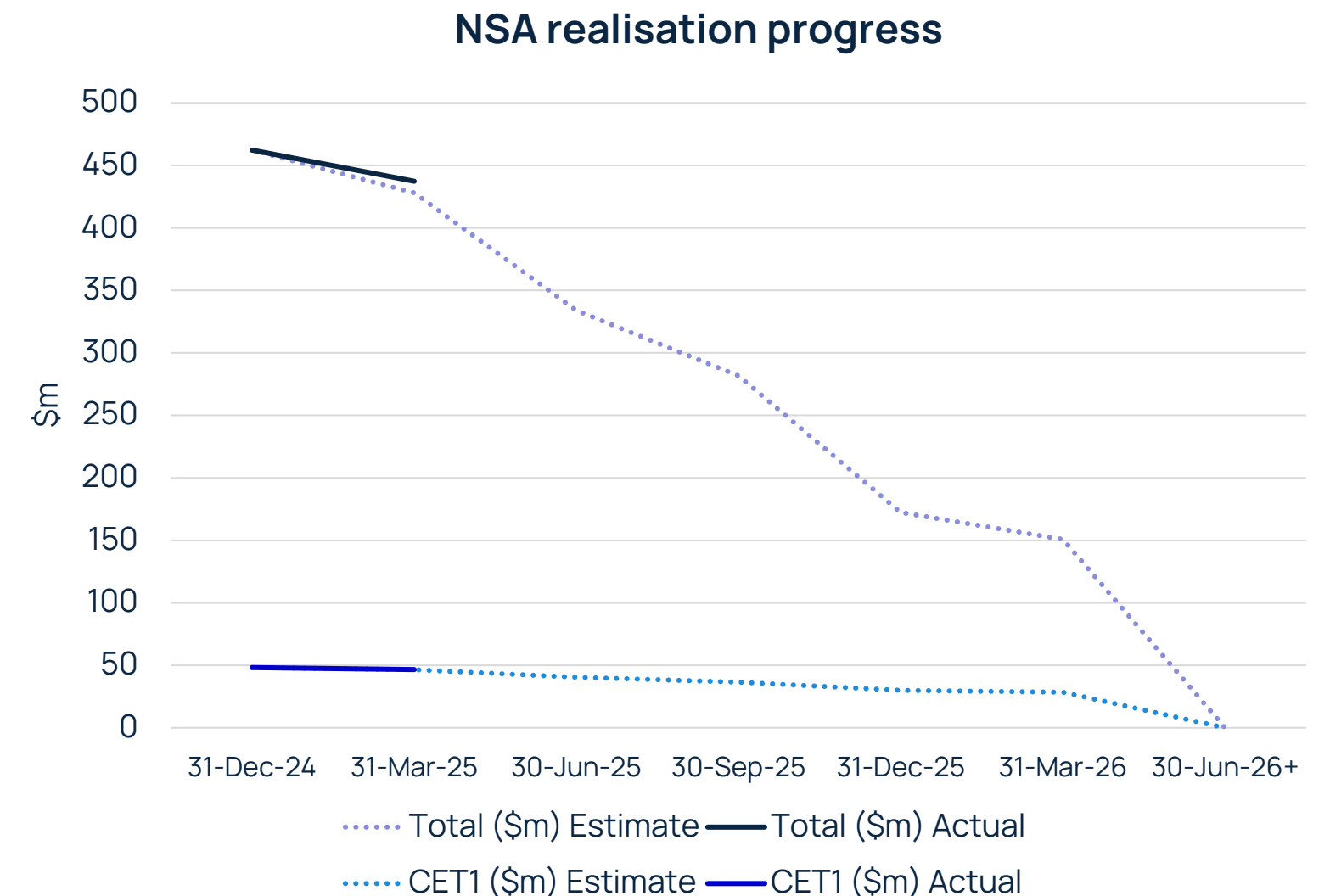
For personal use only

# NON-STRATEGIC ASSET (NSA) REALISATION PROGRESS

Good progress has been made against Q3 NSA realisation targets. Exit strategies have been refined, set and are now being accelerated.

- The shortfall in actual to target realisation for Online Home Loans was a result of adopting retention strategies while several portfolio sale opportunities were finalised.
- Online Home Loans is now in run down after Heartland Bank closed applications to new customers on 18 March 2025. Heartland Bank's 1-year fixed rate<sup>1</sup> and floating interest rate remain available to existing Online Home Loans customers as they transition to alternative home loan providers when their current fixed rate terms come to an end.

Asset	NZ(\$m)	Outstanding balance		3Q2025 realisation	
		31 Dec 2024	31 Mar 2025	Actual	Target
Rural Relationship	Total (\$m)	122.6	118.4	4.2	-
	CET1 (\$m)	15.6	15.0	0.5	-
Business Relationship	Total (\$m)	59.6	56.9	2.7	4.1
	CET1 (\$m)	4.6	4.4	0.2	0.3
Online Home Loans	Total (\$m)	246.5	228.5	18.0	30.2
	CET1 (\$m)	12.2	11.3	0.9	1.5
Properties	Total (\$m)	16.2	16.2	-	-
	CET1 (\$m)	2.4	2.4	-	-
Investment Properties	Total (\$m)	4.4	4.4	-	-
	CET1 (\$m)	0.5	0.5	-	-
Equity Investments (NZ)	Total (\$m)	5.3	5.3	-	-
	CET1 (\$m)	5.3	5.3	-	-
Equity Investments (AU)	Total (\$m)	7.6	7.6	-	-
	CET1 (\$m)	7.6	7.6	-	-
Total NSAs	Total (\$m)	462.2	437.3	24.8	34.3
	CET1 (\$m)	48.2	46.6	1.6	1.8



**THANK YOU**

## **Investor & media relations**

Nicola Foley  
Head of Corporate Communications & Investor Relations  
+64 27 345 6809  
[nicola.foley@heartland.co.nz](mailto:nicola.foley@heartland.co.nz)

## **Investor information**

For more information  
[heartlandgroup.info/investor-information](http://heartlandgroup.info/investor-information)

# GLOSSARY

ADI	Authorised deposit-taking institution	O4B	Open for Business
bps	Basis points	OPEX	Operating expenses
CET1	Common Equity Tier 1	Receivables	Gross Finance Receivables (includes Reverse Mortgages)
CTI ratio	Cost-to-income ratio	ROE	Return on Equity
DPD	Days past due	YTD	Year to date
Harmoney	Harmoney Corp Limited	FY2025	Financial year ending 30 June 2025 (1 July 2024 to 30 June 2025)
Heartland, Heartland Group, HGH	Heartland Group Holdings Limited or the <b>Company</b>	2H2025	Second half of FY2025 (1 January to 30 June 2025)
Heartland Bank, HBL, NZ Bank, NZ Banking	Heartland Bank Limited	3Q2025, Q3	Third quarter of FY2025 (1 January to 31 March 2025)
Heartland Bank Australia, HBAL, AU Bank, AU banking	Heartland Bank Australia Limited	1H2025	First half of FY2025 (1 July to 31 December 2024)
LVR	Loan-to-value ratio	2Q2025	Second quarter of FY2025 (1 October to 31 December 2024)
NIM	Net interest margin	1Q2025	First quarter of FY2025 (1 July to 30 September 2024)
NPAT	Net profit after tax	4Q2024	Fourth quarter of the financial year ending 30 June 2024 (1 April to 30 June 2024)
NPL	Non-performing loan	3Q2024	Third quarter of the financial year ending 30 June 2024 (1 January to 31 March 2024)
NSAs	Non-strategic assets		