


# Annual Report 2024



For personal use only



# CORPORATE DIRECTORY

## DIRECTORS:

Thomas Soulsby (Executive Chairman)  
Damien Servant (Executive Director)  
Russell Brimage (Non-executive Director)  
Christopher Newton (Non-executive Director)  
Zane Lewis (Non-executive Director)

## COMPANY SECRETARY:

Rowan Harland

## REGISTERED OFFICE:

Suite 1, 295 Rokeby Road  
Subiaco WA 6008, Australia  
Tel: +61 (8) 9211 1500  
Fax: +61 (8) 9211 1501  
Web: [www.lionenergy.com.au](http://www.lionenergy.com.au)

**ABN 51 000 753 640**

## AUDITORS:


**Hall Chadwick WA Audit Pty Ltd**  
283 Rokeby Road  
Subiaco, Western Australia 6008  
Tel: +61 (8) 9429 2222  
Fax: +61 (8) 9429 2432

## SHARE REGISTRY:

**Computershare Investor Services Pty Ltd**  
Level 17,  
221 St Georges Terrace  
Perth, Western Australia 6000  
GPO Box D182  
Perth WA 6840, Australia  
Tel: +61 1300 850 505  
Fax: +61 (8) 9323 2033

This financial report covers Lion Energy Limited and its subsidiaries. The Company's presentation currency is United States Dollars (US\$). The functional currency of Lion Energy and all other controlled entities of Lion Energy Limited is United States Dollars (US\$). A description of the Group's operations and of its principal activities is included in the review of operations and activities in the directors' report. The directors' report is not part of the financial report.

For personal use only



# CONTENTS

<b>2</b>	<b>Highlights</b>
<b>3</b>	<b>Chairman’s Message</b>
<b>5</b>	<b>Leadership Team</b>
<b>10</b>	<b>Operational Review</b>
10	Green Hydrogen
11	East Seram PSC
15	Seram (Non-Bula) PSC
<b>20</b>	<b>Glossary</b>
<b>21</b>	<b>Reserves and Resources</b>
<b>23</b>	<b>Competent Persons Statement</b>
<b>24</b>	<b>Financial Report</b>
25	Director’s Report
38	Auditor’s Independence Declaration
39	Financial Statements
43	Notes to the Financial Statements
70	Directors’ Declaration
71	Independent Auditor’s Report
76	Additional Information

# HIGHLIGHTS

## Financial and Strategy

- » Lion progressed its Green Hydrogen plans, securing development approval at the Port of Brisbane,
- » Lion signed a long term lease securing its Port of Brisbane site for up to 20 years,
- » Lion entered into a joint development agreement with DGA Energy Solutions Australia (DGA) and Samsung C&T (Samsung), raising \$3.7m for Lion and a further \$6.3m in debt commitment for the Port of Brisbane project.
- » Lion's operated East Seram PSC was extended for four years from July 18, 2024 to July 17, 2028.
- » All key identified prospects and leads are incorporated in the retained PSC area of 1,300 km<sup>2</sup>.
- » Work on funding options for a planned first half 2026 well continue.
- » Lion's 2024 revenues amounted to US\$0.58m (2023: US\$0.67m) as a result of declining oil production.

## Organisation

- » After establishing Lion H2 Energy Pty Ltd in 2022, then signing a JDA with partners in August 2024, Lion and partners established specialist working groups for executing the Port of Brisbane project.
- » Lion's exploration manager oversaw the processing and interpretation of the seismic data acquired in late 2022, leading to high graded lead and prospects.
- » Lion continues to operate with a lean organisation commensurate with its financial resources and the nature of its operations.

## Operations

- » Specialist processing undertaken in 2024 of the 2022 onshore seismic data in the East Seram PSC has confirmed a clear, well defined drill location for the high-ranked Kobi Prospect.
- » The Kobi Prospect, located 10 km NW of the 1.5 TCF Lofin gas field, has mapped areal closure of up to 110 km<sup>2</sup> and a prospective resource range (P90-P10) of 98 – 1047 mmmboe (40% oil predicted).
- » Analysis of shallow drilling options targeted by 2020 seismic shot by Lion continued during the year confirming the attractive oil potential of the highgraded PP9 Reefal Prospect.
- » Gross production from the Seram (Non-Bula) PSC was 332,803 barrels (average 909 bopd) for the year, representing a 21% decline year on year.
- » Net crude oil liftings for the year from the Seram (Non-Bula) PSC was 334,806 barrels (Lion net share 7,249 barrels).
- » Operating costs per barrel for the production operations were US\$33.05 (US\$27.60 in the previous year) as a result on natural production decline.

“ Lion progressed its Green Hydrogen plans, securing development approval at the Port of Brisbane ”

# CHAIRMAN'S MESSAGE

## Dear shareholders

Lion Energy had a breakthrough year in 2024. We made strong progress in green hydrogen and got ready for an impactful oil and gas exploration well. Our strategy and partnerships have set us up for an exciting future. Despite early 2025 challenges in terms of market sentiment in hydrogen, I believe we'll deliver long-term value for our shareholders by establishing lowest cost green hydrogen production in our focus areas, being a first mover, working with strong partners, carefully managing input pricing, and being the nexus between hydrogen supply and users in the best strategic locations. We have an exciting year ahead of us in oil and gas as we prepare for an exploration well in 2026.

## Momentum Builds in Green Hydrogen

Lion Energy made substantial progress on its green hydrogen strategy in 2024, hitting key milestones that pave the way for future growth.

A major highlight was the signing of a Joint Development Agreement (JDA) in August with DGA Energy Solutions (a Mitsubishi Corporation subsidiary) and Samsung C&T. By September, both companies had taken a 25% stake in our Port of Brisbane Green Hydrogen Project, showing strong confidence in its potential. Their global experience and financial backing will be instrumental in accelerating development and enhancing credibility with customers.

Key 2024 milestones for the Port of Brisbane Hydrogen Hub:

- **March:** Queensland Government approved the hydrogen generation and refuelling hub.
- **April:** Signed a 10-year lease with the Port of Brisbane, securing a prime site for our refuelling infrastructure.
- **August:** JDA signed with DGA Energy Solutions and Samsung C&T.
- **September:** Received \$3.2 million in funding from project partners.



**Tom Soulsby**  
Chairman

Looking ahead to 2025, we plan to announce our first offtake agreements, targeting grey hydrogen replacement in Southeast Queensland's industrial sector. We're working closely with truck and bus fleets, genset users, and logistics companies to boost hydrogen uptake.

In February 2025, we hosted our first Hydrogen Information Day at the Port of Brisbane, attracting strong interest from OEMs like Toyota, JCB, Foton, and Hyundai, as well as key partners Samsung and Mitsubishi. This event was an important step in building relationships with customers and hydrogen technology providers.

Next, we plan to appoint an EPC contractor and begin building our hydrogen facility. Our goal: to become the first successful hydrogen generation and distribution company listed on the ASX.



Information Day

# Chairman's Message

## Advancing Oil & Gas Exploration

In July, Lion Energy secured a four-year extension for the East Seram PSC from the Indonesian Government, allowing us to continue exploration efforts and advance the farm-out process for an impactful exploration well.

Seismic data from 2022 to 2024 has identified some of Southeast Asia's most promising exploration prospects. With the PSC extension in place, we are now focused on well location planning and moving toward drilling an oil exploration well in 2026.

### Oil Production - Seram (Non-Bula) PSC

Lion continues to benefit from a 2.25% interest in the Seram (Non-Bula) Block Production Sharing Contract onshore Seram Island in eastern Indonesia.

Over 2024, production from the Oseil oilfield and surrounding structures within the PSC totalled 332,803 barrels of crude oil at an average daily rate of 909 bopd (Lion share 23 bopd). The major equity holder and Operator of the Joint Venture is CITIC Seram Energy Limited (41%) continues to attempt to maximise the production opportunity at the Oseil oilfield and the Lofin gasfield, which lies within the PSC. The Lofin gas reservoir remains a significant future development opportunity.

## Looking Ahead to 2025

2025 is set to be another pivotal year for Lion Energy. Our key priorities include:

- Securing hydrogen offtakes at the Port of Brisbane project and further expanding Lion's green hydrogen business.
- Appointing an EPC contractor and commencing construction at the Port of Brisbane Hydrogen Hub.
- Progressing the East Seram PSC farm-out process and finalising plans for a high-impact exploration well.

Lion Energy is at the forefront of two dynamic markets—traditional hydrocarbons and the emerging hydrogen economy. With global partners on board and a clear strategic vision, we are confident in our ability to deliver long-term value and position Lion Energy as a leader in the clean energy transition.

We thank our shareholders, investors, and the Lion Energy team for their continued support throughout 2024. The coming year promises to be one of execution, growth, and value creation.



**Tom Soulsby**  
Chairman  
Lion Energy Limited



“Lion Energy made substantial progress on its green hydrogen strategy in 2024, hitting key milestones that pave the way for future growth”



# LEADERSHIP TEAM

## Board and Management

### Tom Soulsby

#### Executive Chairman

Tom Soulsby was appointed Executive Chairman on 13 February 2018.

Mr Soulsby was the CEO of Risco Energy (Risco) and has over 25 years' experience in the oil and gas and resources sector spanning investment banking, corporate business development and management/leadership roles.

A graduate of Swinburne (B.Bus Accounting) and Monash Universities (Grad Dip Arts (Asian Studies)), he initially worked as an accountant, starting his career at KPMG and Western Mining. Mr Soulsby then moved to Potter Warburg (now UBS) in Melbourne as a resources equity research analyst. He subsequently joined ANZ in Melbourne, before being posted to Jakarta and ultimately Singapore as director of corporate finance and merchant banking. As a Director at Indonesian- listed Energi Mega Persada (EMP) from 2003 to 2008, he was responsible for business development and the acquisition of assets which added 525 MMboe to EMP's 2P reserves – a key growth driver for the company.

Mr Soulsby was instrumental in securing backing for Risco prior to its incorporation in 2010, as well as growing the company and its capabilities in his role of Chief Executive Officer. Under leadership of Mr Soulsby, Risco has participated in and funded over US\$500m in successful transactions since 2010. He led the significant valuation creation, and subsequent monetisation, of Risco's first and second Southeast Asian/Australasian oil and gas conventional and unconventional portfolio in both 2013 and 2022. Mr Soulsby brings these value creation skills to Lion Energy.



For personal use only

# Board and Management

## Damien Servant

### Executive Director

Mr Servant has more than a decade of experience in investment banking in Southeast Asia, with expertise in regional oil and gas asset debt funding. A background in engineering complements Mr Servant's extensive regional investment banking experience.

Starting his investment-banking career with BNP Paribas, Mr Servant then joined Merrill Lynch as a director of Debt Capital Markets Division in Singapore. He went on to become a Director of Standard Merchant Bank's Debt Products Group before joining Risco Energy in 2013 where he was CFO. Mr Servant holds an engineering degree from École Nationale Supérieure des Télécommunications and a Master of Finance from University Paris Dauphine.



# Board and Management

## Russell Brimage

### Non-executive Director

Mr Brimage has in excess of 40 years of experience in the upstream oil and gas industry, in public listed oil and gas companies and the service industry, both onshore and offshore. In the service industry, founder and Managing Director of Oilserv Australia in 1982 – the company became a dominant service contractor in Australia providing contract field operations, testing and wire-line services, facility design and construction, and drilling and work-over services. In the public company arena, demonstrated capability in capacity as CEO to secure and develop producing assets, often via industry counter-cyclical transactions, to transform companies from zero revenue to positive cashflow and profitability, with successful outcomes in Indonesia and the state and federal shallow waters of the US Gulf Coast. As CEO of an ASX listed entity, early mover in identifying shale opportunities in the US with the farm-in to approximately 60,000 acres in the Niobrara shale play in the states of Colorado and Wyoming in August 2009.



For personal use only

# Board and Management

## Chris Newton

### Non-executive Director

Mr Newton has had a 48-year career in oil and gas covering the spectrum of the industry – from exploration, development, production and petroleum economics to strategic planning, business development and senior leadership.

Mr Newton has spent more than 25 years in leadership and senior resource industry roles in Southeast Asia. Roles included Managing Director for Fletcher Challenge Petroleum in Brunei, President and GM for Santos in Indonesia and CEO for Indonesian listed Energy Mega Persada and Managing Director of Tap Oil Limited.

Mr Newton was an active Director of the Indonesian Petroleum Association (IPA) between 2003 and 2008, including serving as President from 2004 to 2007. Mr Newton is an oil and gas adviser to the Jakarta-based Castle Asia Group. Mr Newton is currently a Non-Executive Director of TSX listed CanAsia Energy Corp.

Mr Newton holds a Bachelor in Geology from Durham University, England and holds a Graduate Diploma in Applied Finance and Investment from the Securities Institute of Australia (SIA).



# Board and Management

## Zane Lewis

### Non-executive Director

Mr Lewis is a principal and founder of corporate advisory firm SmallCap Corporate, which specialises in corporate advice to public companies and is managing director of Golden Triangle Capital which connects listed entities with a community of professional and sophisticated investors, providing funding for all stages in strategic development.

Most recently Zane facilitated the transformation of Odessa Minerals Limited (ASX:ODE) into an Australian critical minerals exploration company, the IPO of mining services company Aquirian Limited (ASX:AQN) and was instrumental in the transformation of Vital Metals Ltd (ASX:VML) into a rare earths business.

Mr Lewis is a Fellow of the Governance Institute of Australia, the Chairman of Odessa Minerals Limited, a Non-Executive Director of Vital Metals Limited and interim Chairman of Kairos Minerals Limited.



## Rowan Harland

### Company Secretary

Mr Harland is a corporate advisory executive at SmallCap Corporate, a Perth based corporate advisory firm. Mr Harland is responsible for a broad range of corporate services for listed and unlisted entities including Lion Energy Ltd. Mr Harland holds a Master of Finance degree as well as a Bachelor of Commerce from Curtin University and is currently the Company Secretary for a range of ASX listed entities.

# OPERATIONAL REVIEW

## Green Hydrogen – Gathering Momentum

Lion Energy is steadfastly committed to commercialising highly scalable green hydrogen supply facilities across Eastern Australia. Our strategy is now gathering momentum with the Port of Brisbane Project (PoB) achieving substantial milestones during CY 2025 with the introduction of major industrial groups DGA Energy Solutions Australia Pty Ltd (a wholly owned subsidiary of Mitsubishi Corporation) and Samsung C&T as Joint Development Agreement (JDA) partners as announced in August 2024.

Lion is now pursuing binding agreements with hydrogen customers and end-users and advancing this project towards a decision to construct. Lion expects the Port of Brisbane Green Hydrogen Project to provide a blueprint for a future network of hydrogen depots as hydrogen fuelled, zero-emission transportation and power generation results in greater adoption of H<sub>2</sub> technologies.

In February 2025, Lion was pleased to host our first Hydrogen Information Day at the Port of Brisbane which allowed for attendees to observe demonstrations of hydrogen vehicles, trucks, forklifts and gensets – thereby displaying the diverse applications for this zero-

emission fuel. The information day was well attended by Hydrogen industry executives, other logistics, trucking and shipping tenants at the port and several government representatives

Importantly, our JDA Partners - DGA Energy Solutions and Samsung C&T – have recognised both past and future costs associated with the PoB Project and have collectively provided Lion with \$3.2m to get participation in the Project (50% Lion Energy/25% DGA Energy Solutions Aust/ 25% Samsung C&T).

With a long-term lease secured at PoB, world-class industrial partners backing the project, access to power and hydrogen electrolysis technology, Lion's green hydrogen business is on the cusp of being rolled out.

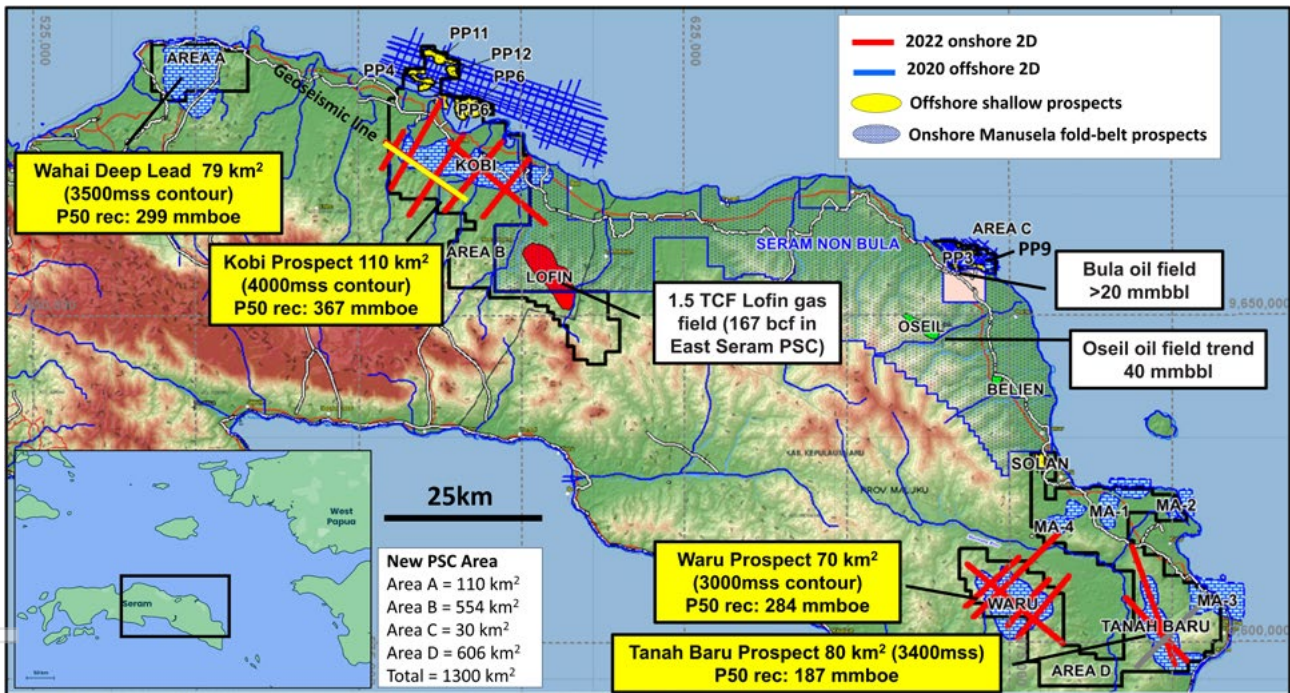


# East Seram PSC

## East Seram PSC

Lion holds a 60% interest and is Operator of the 1300 km<sup>2</sup> East Seram PSC. In July 2024 Lion was granted a four-year extension to the East Seram PSC. The extension means Lion has additional time to continue progressing the exploration of the East Seram PSC in accordance with a discretionary Production Sharing Contract (“PSC”) work program. As part of the extension approval, Lion has submitted a required relinquishment of parts of the PSC with the retained PSC area, effective from 17 July 2024, of 1300 km<sup>2</sup> (previously 4557 km<sup>2</sup>). The retained area contains all the key prospects and leads identified by Lion. This includes the world-class prospects delineated by a 2022 seismic survey (Kobi, Waru and Tanah Baru) as well as the extensions of the Lofin Gas field and the Bula Oil field into the PSC. In addition the PP9 prospect delineated the 2020 seismic survey has also been highgraded for potential well planning. The Permit now has a maximum period to 16 July 2028 before any further partial relinquishment or extension is required.

Since acquiring the PSC in 2018, Lion has conducted an active exploration program. A 664 km offshore 2D survey targeting the Plio-Pleistocene foreland basin play in 2020 delineated an attractive shallow oil portfolio. From June 2022 to January 2023 Lion recorded 14 2D seismic lines totalling 200km and a 1000 station gravity survey. Three exceptional prospects emerged from this onshore survey, Kobi, Waru and Tanah Baru.



East Seram PSC area showing seismic acquired by Lion and the key prospects

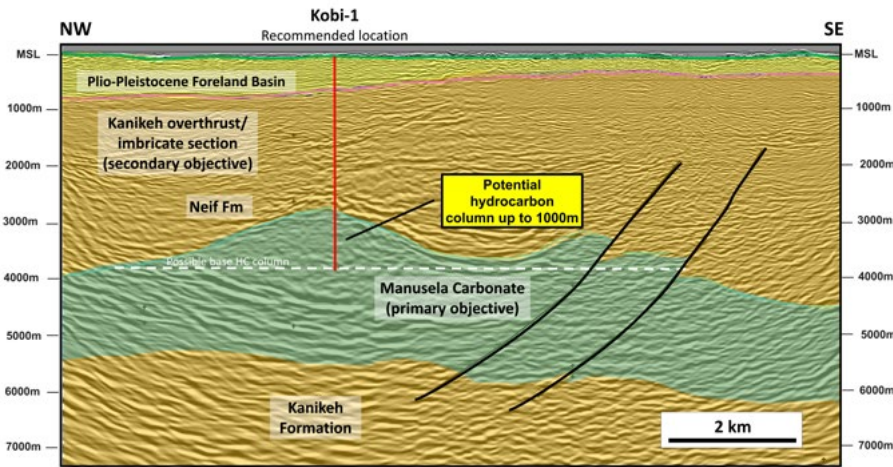
In 2024, Lion focussed on pre-stack depth migration (PSDM) of the new 2022 lines over the high-graded Kobi and Waru Prospects aimed to assist in determining the well location and with well planning for a planned 2026 well.

The Kobi prospect has mapped Manusela closure up to 110 km<sup>2</sup>, vertical closure up to 1100m with top of the Manusela objective interpreted at approximately 3000 metres subsea. The new gravity data shows that a gravity high is present over the Kobi structure and detailed 2D and 3D gravity modelling undertaken supports the seismic interpretation. The P50 (unrisked) prospective resource<sup>1</sup> potential for Kobi is 357 mmbob with upside (P10) potential over one billion bob. The new PSDM data has provided an attractive location to test the Kobi Prospect coincident with a seismic and gravity high.

Lion continues to investigate funding options for a planned well in the first half of 2026.

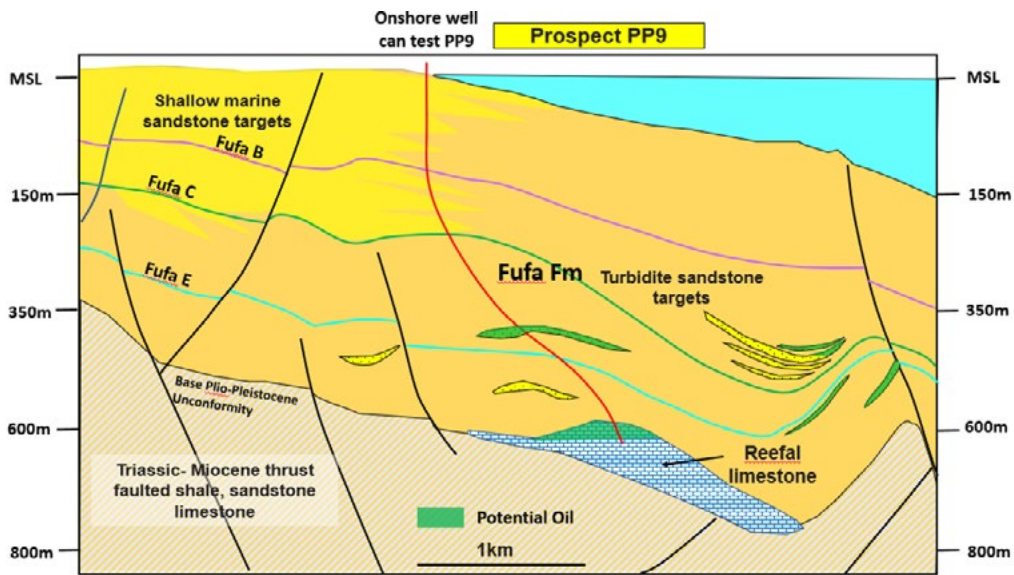
For personal use only

# East Seram PSC



Geoseismic section new PSDM line over Kobi Prospect showing proposed drill location

Work was also focussed on the shallow oil play during 2024 with the PP9 reefal build up prospect high-graded due to engineering work indicating the prospect can be drilled by a deviated well from onshore allowing rapid commercialisation in event of success.



Schematic geological section showing the potential well to test the PP9 reefal oil prospect

# East Seram PSC

## PSC background

The East Seram PSC was signed on 17 July 2018 under the Gross Split PSC system. This facilitates the Operator, Lion, to operate under reduced bureaucratic and administrative burden, with internationally competitive fiscal terms.

Lion announced in September 2019 the farming out of a 40% participating interest to OPIC East Seram Corporation ("OESC"), a subsidiary of Taiwan's CPC Corporation. The East Seram PSC joint venture (JV) signed a Joint Operating Agreement in November 2019. Formal Government of Indonesia approval for the farmout was obtained on 14 April 2020.

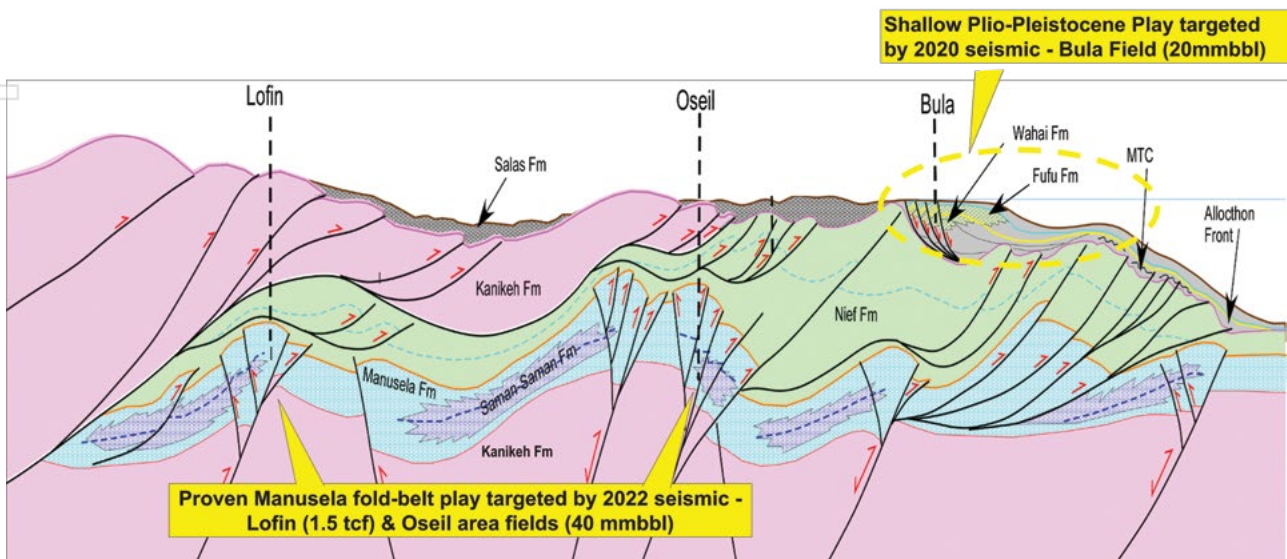
The work commitment of 500km of 2D seismic within the first three-year primary term was met with the acquisition and processing of the 2020 664 km marine offshore survey. The 2022 onshore 200km seismic survey and the 1000 station gravity survey further exceeded the PSC firm work commitment with the PSC in good standing with the Indonesian regulator agreeing to a four-year extension effective July 18 2024 with a discretionary well scheduled prior to July 2026.

## Technical overview

The original 4,557 km<sup>2</sup> East Seram PSC encompasses a significant part of the Eastern Indonesian Seram Basin. This exciting emerging basin contains the producing Oseil and Bula oil fields and the recently discovered 1.5 TCF Lofin gas field. It has geological affinities to nearby provinces that host major oil and gas reserves, including the prolific Papuan fold-belt in PNG as well as the Salawati and Bintuni basins in Irian Jaya.

The East Seram block contains two main proven plays:

- The northwest-southeast trending fold-belt play. The Triassic to Middle Jurassic Manusela limestone is the primary reservoir objective with over 350mmbbl discovered to date in the basin including the producing Oseil field and the Lofin gas field discovery. All 6 wells that have intersected the Manusela limestone to date in the area have been discoveries. The limestone is often fractured resulting in good flow rates. Technical work, including a major structural study conducted by Lion, highlights similarities of the Seram fold-belt, (geological age, paleo-geographic setting, fractured Jurassic limestone reservoir and source rock type), to world-class fold-belt plays such as the Zagros fold-belt in Iran.
- A shallow Plio-Pleistocene foreland basin oil play. Sandstone & carbonate objectives of the Fufa Formation are the main reservoir targets. The 2020 marine seismic survey targeted this sequence which includes the 20 mmbbl producing Bula Oil field. The East Seram PSC includes the undrilled potential offshore extension of this field, analogous structures and exciting newly identified carbonate and turbidite sandstone targets. This includes the PP9 Pliocene reef prospect in the offshore Bula area and the 20 km<sup>2</sup> PP6 Prospect with turbidite sandstone reservoir targets in the offshore Kobi area to the west.



Schematic Seram Tectonic Diagram showing key plays targeted in the East Seram PSC

# East Seram PSC

## Portfolio

A total of 22 prospects and leads are now delineated in the East Seram PSC following the interpretation of the 2020 marine seismic and 2022 onshore seismic.

Key conclusions of the resource analysis include:

- The Kobi Prospect, located 10 km NW of the 1.5 TCF Lofin gas field, has mapped areal closure of up to 110 km<sup>2</sup> & a prospective resource range (P90-P10) of 98 – 1047 mmboe (40% oil predicted)
- The Kobi Prospect has emerged as the standout prospect given its size and accessible location
- The Waru Prospect, located 35 km south of the Oseil Oil field, has areal closure of up to 70 km<sup>2</sup> and a prospective resource range of 89 - 766 mmboe (75% oil predicted)
- The Tanah Baru Prospect has areal closure of up to 80 km<sup>2</sup> and a prospective resource range of 35 - 670 mmboe (65% oil predicted)
- The highest ranked Plio-Pleistocene prospect is PP9 in the offshore Bula Bay area with prospective resource estimate range (P90-P10) of 7-38 mmbo. Drilling engineering work has indicated this prospect can be drilled with a deviated well from onshore, greatly enhancing project economics.
- Updated total prospective resources<sup>1</sup> (unrisked) across the deep and shallow plays in East Seram PSC are P90: 470, P50: 1529, and P10: 4345 mmboe

<sup>1</sup> Prospective resources are those quantities of petroleum estimated, as of a given date, to be potentially recoverable from undiscovered accumulations by application of future development projects. Prospective resources have both an associated chance of discovery (geological chance of success or GCOS) and a chance of development (economic, regulatory, market and facility, corporate commitment or political risks). The chance of commerciality is the product of these two risk components. There is no certainty that any portion of the prospective resources will be discovered and, if discovered, there is no certainty that it will be developed or, if it is developed, there is no certainty as to either the timing of such development or whether it will be commercially viable to produce any portion of the resources.

# Seram (Non-Bula) PSC

## Seram (Non-Bula) PSC

Lion, through its wholly owned subsidiary Lion International Investment Limited, holds a 2.5% participating interest in the Seram (Non-Bula) Block Production Sharing Contract onshore Seram Island in eastern Indonesia.

The major equity holder and Operator of the Joint Venture is CITIC Seram Energy Limited (41%). Other partners include PT Petro Indo Mandiri (30%), PT GHJ Seram Indonesia (10%), Petro International Holding Ltd (14.85%) and Gulf Petroleum Investment (1.65%). The block contains the Oseil oilfield and surrounding structures that produced at an average rate of 909 bopd during 2024 (Lion share 23 bopd). Since initial field start-up in January 2003, the Oseil field area has produced 20,491,423 barrels of crude oil at 2024 calendar year end. The block contains the Lofin gas discovery which the joint venture appraised in 2014-15 with the highly successful Lofin-2 well. The 100% 2C contingent gas-in-place resource for Lofin is 2.636 tcf, a significant onshore gas discovery. The PSC extension granted in 2018 commenced 1st November 2019 for a further 20-year term.

On 2 June 2023, Lion's subsidiary executed a transfer agreement with an entity belonging to the Local Government of Maluku for the transfer of 0.25% participating interest, as required by law. The transfer is now pending approval by the Government of Indonesia. At completion, Lion's participating interest in the Seram (Non-Bula) PSC will reduce to 2.25% from 2.5% currently.

### Reserves and Resources

Reserves and resources have been updated in accordance with the Citic Seram Reserves Report, effective as at 31 December 2024, conducted by global oil and gas consultants Miller and Lents.

### Oseil Area Reserves (mmbbl)

	Reserves (Gross) 100% <sup>1,2,3</sup>			Reserves (net to Lion working interest)		
	Proven (1P)	Proven & Probable (2P)	Proven, Prob & Poss. (3P)	Proven (1P)	Proven & Probable (2P)	Proven, Prob & Poss. (3P)
EOY 2023	2,688	3,339	4,650	67.2	83.5	116.3
Production	-333	-333	-333	-8.3	-8.3	-8.3
Revision	69	-21	-117	1.7	-0.5	-2.9
EOY 2024	2,425	2,985	4,200	60.6	74.6	105.0

1. Reserve estimates as at 31 December 2024 based on the Miller and Lents Report.
2. Reserve estimates have been calculated using the deterministic method. Analysis of performance trends were used to estimate proved developed reserves. The performance trends associated with new well were used to assess how wells scheduled for future drilling would perform for the purpose of estimating proved undeveloped reserves as well as the probable and possible reserves associated with the future wells.
3. The key difference in latest Oseil Oil Reserves estimates compared to the previous year as at 31 December 2023, apart from the impact of production during the year, is additional well production history during 2024 with analysis of these trends with low, mid and high side future production estimates. Lower decline rates than anticipated in 2024 is the main reason for the minor positive revision to 1P volumes.

For personal use only

# Seram (Non-Bula) PSC

## Oseil Area Contingent Resources (mmbbl)

	Contingent Oil Resources <sup>1,2,3,4</sup> (Gross)			Contingent Oil Resources (Net to Lion working interest)		
	1C	2C	3C	1C	2C	3C
EOY 2023	187	1,141	5,908	4.7	28.5	147.7
Revision	0	0	0	0.0	0.0	0.0
EOY 2024	187	1,141	5,908	4.7	28.5	147.7

1. Contingent resources are those quantities of petroleum estimated, as of a given date, to be potentially recoverable from known accumulations using established technology or technology under development, but which are not currently considered to be commercially recoverable due to one or more contingencies. Contingent Resources have an associated chance of development (economic, regulatory, market and facility, corporate commitment or political risks). These estimates have not been risked for the chance of development. There is no certainty that any portion of the contingent resources will be developed and, if developed, there is no certainty as to either the timing of such development or whether it will be commercially viable to produce any portion of the resources.
2. The contingent oil resources are within the Seram (Non-Bula) PSC which had a 20 year extension granted effective 1st November 2019 to 1st November 2039. The Contingent Resources are calculated deterministically based on field structural data and reservoir and testing information from discovery and appraisal/development wells on the accumulations. Developing these resources will require additional development drilling on these accumulations and application of development techniques, including horizontal drilling, that have proven successful in the Oseil 1/2 and Oseil 4 areas.
3. The Contingent Resource shown are largely based on the Miller and Lents Report as at 31 December 2024. Analysis was undertaken for Contingent Resources on the Oseil Field, Oseil Tenggara, Neif Utara A and East Neif accumulations. Analysis was not done by Miller and Lents on the Neif Utara B and Oseil Selatan accumulations and the previously reported Oil Contingent Resources for these accumulations are still valid (refer Lion Press Release 14 May 2021).
4. No estimate has been presented in this table for the Dawang gas field or the Lofin gas/condensate field. For estimates relating to Lofin, please refer to table of Lofin resource estimate.



Seismic survey vessel MV Barakuda

# Seram (Non-Bula) PSC

## Production

Production for the reporting period from 1 January 2024 to 31 December 2024 for the Oseil oilfield and surrounding structures was 332,803 barrels of crude oil at an average daily rate of 909 bopd (Lion share 23 bopd). This compares to an average daily rate of 1149 bopd (Lion share 29 bopd) for calendar year 2023 reporting period.

The joint venture continues to focus on operating cost reduction. The annual production decline was 21.1%, and operating costs per barrel were US\$33.05 in 2024 compared to US\$27.60 in 2023. The Operator continues efforts to reduce operating expenditure whilst maximizing production.

Two crude oil liftings were completed in 2024.

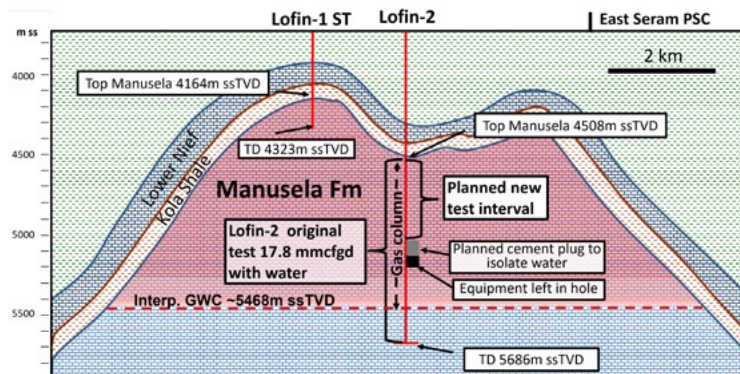
Date of Lifting	Crude oil lifted (bbl)	Revenue (Net to Lion) USD
Jun-24	174,366	\$289,016
Dec-24	160,440	\$203,344

Note: Revenue is post deduction of Indonesian Government entitlement.

## Lofin Gas Discovery

In 2015 the Lofin-2 appraisal well confirmed a material gas discovery. The Lofin structure is a thrust faulted four-way dip anticline located 60km west of the Oseil Oil Field. The field is mapped on 1990 and 2008 vintage 2D seismic lines and is approximately 4km wide and 10km in length. This is well supported by gravity data.

The reservoir is the fractured carbonate of the Jurassic/Triassic age Manusela formation which is the reservoir in the producing Oseil Oil Field. The overlying Jurassic marine Kola shale provides the regional seal with the main source rock interpreted to be the underlying mature Late Triassic to Early Jurassic Saman-Saman Formation.



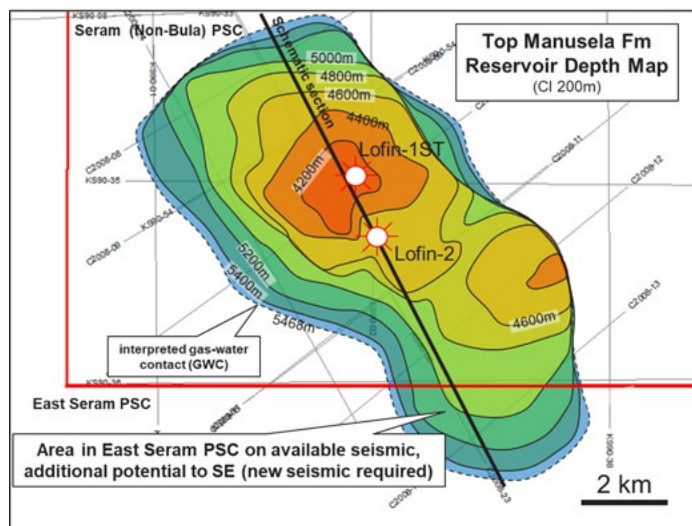
Lofin Field schematic cross section showing planned 2023 test interval in Lofin-2 well

The Lofin-1 exploration well was drilled in 2012 to a total depth of 4427m MD (4323m ssTVD) and was interpreted still to be in hydrocarbons, representing a current minimum interpreted gross hydrocarbon column of 160m. Downhole shut-in pressure data acquired during testing operations indicated potential for a significant hydrocarbon column below the total depth of the Lofin-1 well.

The Lofin-2 well to appraise the Lofin-1 discovery spudded on 31 October 2014. Lofin-2 intersected the primary Manusela objective at 4615m MD (4508m ssTVD) and continued through to a total depth of 5861m MD (5686m ssTVD). Tested gas quality is good with only approximately 3.7% CO<sub>2</sub>.

# Seram (Non-Bula) PSC

Lofin-2 delineated a continuous gas column of up to approximately 1300m for the large Lofin structure and provided critical new information on porosity of the Manusela limestone, net/gross within the hydrocarbon column, fracture density, hydrocarbon saturation and fluid type.



Top Reservoir Map of Lofin Field with location of schematic section

Well testing of Lofin-2 commenced on December 18, 2022, with the re-entry of the well. The testing completed on 4 March 2023, with completion of the final pressure build-up. The land rig remained on location to complete the well ready for production. The running of the completion was completed, and the rig was released on 15 June 2023.

The objective of the Lofin-2 testing operations was to isolate the deep-water leg in the well and determine the reservoir hydrocarbon fluid characteristics and the deliverability of the target Manusela limestone. All objectives were met with successful outcomes.

In summary, rates of up to 14.8 mmscfd were recorded on an 80/64 inch choke with 800 psi flowing well head pressure (FWHP). The final test before first shut-in period was through a 16/64 inch choke with a rate recorded of 11.53 mmscfd with 58.6 bcpd (37 API) and less than 1 bwpd (representing completion fluid) and with 4150 psi WHP. The tested interval was from 15,155 feet measured depth (MD) to 16,656 feet MD (4619-5077m MD).

Contingent Resource estimates by Miller and Lents (M&L) in a report effective 31 December 2024 are shown in the tables below.

Lofin Field Gas Contingent Resources Movements (bcf)						
	Contingent Gas Resources <sup>1,2</sup> (Gross)			Contingent Gas Resources (Net to Lion working interest)		
	1C	2C	3C	1C	2C	3C
EOY 2023	752	1450	1764	18.8	36.3	44.1
Revision	0	0	0	0	0	0
EOY 2024	752	1450	1764	18.8	36.3	44.1

Lion acknowledges that while the Lofin Field is clearly a highly significant gas and condensate resource, there is still considerable uncertainty on its volume potential. The resource estimates for the Lofin gas is classified as contingent resource as there is no certainty of development due to various factors including, amongst others, economic, regulatory, market and facility, and resource appraisal.

# Seram (Non-Bula) PSC

## In-place and Contingent Resources<sup>1,2</sup> Lofin Field, Seram (Non-Bula) Block PSC, Seram Island, Indonesia (as at 31 December 2024)

Manusela Formation Reservoir	Gross (100%) PSC					
	In-place			Recoverable		
	1C	2C	3C	1C	2C	3C
	(P <sub>90</sub> )	(P <sub>50</sub> )	(P <sub>10</sub> )	(P <sub>90</sub> )	(P <sub>50</sub> )	(P <sub>10</sub> )
Gas (bcf)	1671	2636	2714	752	1450	1764
Condensate (mmbbl) <sup>3</sup>				6.4	12.3	15.0
Total (mmboe) <sup>4</sup>	279	439	452	132	254	309
Manusela Formation Reservoir	Net to Lion Working Interest (2.5%)					
	In-place			Recoverable <sup>3,5</sup>		
	Low		Mid		1C	2C
	(P <sub>90</sub> )		(P <sub>50</sub> )		(P <sub>90</sub> )	(P <sub>50</sub> )
Gas (bcf)	41.8	65.9	67.9	18.8	36.3	44.1
Condensate (mmbbl) <sup>3</sup>				0.2	0.3	0.4
Total (mmboe) <sup>4</sup>	7.0	11.0	11.3	3.3	6.3	7.7

- Contingent resources are those quantities of petroleum estimated, as of a given date, to be potentially recoverable from known accumulations using established technology or technology under development, but which are not currently considered to be commercially recoverable due to one or more contingencies. Contingent Resources have an associated chance of development (economic, regulatory, market and facility, corporate commitment or political risks). These estimates have not been risked for the chance of development. There is no certainty that any portion of the contingent resources will be developed and, if developed, there is no certainty as to either the timing of such development or whether it will be commercially viable to produce any portion of the resources.
- The Contingent Gas resources for the Lofin Field provided in the table are based on analysis of M&L using a deterministic approach.
- No estimate of condensate volumes is provided in the Miller and Lents report and as a result the estimate of recoverable condensate is based on the ratio of Gas to Condensate established by testing of the Lofin 1 and Lofin 2 wells (8.5 bbls/mmscf).
- Conversion factor of 6 mcf = 1 barrel of oil equivalent (boe).

# GLOSSARY

- bbl:** barrel
- bcf:** billion cubic feet
- bopd:** barrels oil per day
- boe:** barrels of oil equivalent
- CNG:** compressed natural gas
- GWC:** gas water contact
- LNG:** liquefied natural gas
- mdbl:** thousand barrels
- MD:** measured depth
- mdbl:** million barrels
- mboe:** million barrels oil equivalent
- mbo:** million barrels oil
- mmscfd:** million standard cubic feet of gas per day
- MNC:** multinational corporation
- ppg:** pounds per gallon
- PSC:** production sharing contract
- psi:** pounds per square inch
- POFD:** plan of further development
- sq.km:** square kilometers
- ss:** subsea
- tcf:** trillion cubic feet
- TD:** total depth
- TVD:** true vertical depth

# RESERVES AND RESOURCES

Reserves and Resources <sup>1</sup> (as at 31 Dec 2024)	Play	100% (Gross)						Lion WI Share					
		Gas/Associated Gas Recoverable (Bcf)			Oil/Condensate Recoverable (MMbbl)			Gas/Associated Gas Recoverable (Bcf)			Oil/Condensate Recoverable (MMbbl)		
Reserves <sup>2,3,4,5,6</sup>		1P	2P	3P	1P	2P	3P	1P	2P	3P	1P	2P	3P
Oseil Area Developed	Manusela				0.678	0.678	0.678				0.017	0.017	0.017
Oseil Area Undeveloped <sup>7</sup>	Manusela				1.747	2.307	3.522				0.044	0.058	0.088
<b>Total Reserves (Seram NB PSC)</b>					<b>2.425</b>	<b>2.985</b>	<b>4.200</b>				<b>0.061</b>	<b>0.075</b>	<b>0.105</b>
Contingent Resources <sup>8</sup>		1C	2C	3C	1C	2C	3C	1C	2C	3C	1C	2C	3C
Seram Oseil Area <sup>7</sup>	Manusela	0.39	1.34	10.36	0.19	1.14	5.91	0.01	0.03	0.26	0.00	0.03	0.15
Seram PSC Lofin Field	Manusela	752.0	1450.0	1764.0	6.4	12.3	15.0	18.80	36.25	44.10	0.16	0.31	0.37
<b>Total Contingent Resources (Seram NB PSC)</b>		<b>752.37</b>	<b>1451.34</b>	<b>1774.36</b>	<b>6.58</b>	<b>13.47</b>	<b>20.90</b>	<b>18.81</b>	<b>36.28</b>	<b>44.36</b>	<b>0.16</b>	<b>0.34</b>	<b>0.52</b>
Prospective Resources <sup>11,12</sup>		Low P90	Best P50	High P10	Low P90	Best P50	High P10	Low P90	Best P50	High P10	Low P90	Best P50	High P10
Bula Dangkal (Seram NB PSC)	Kanikeh/Manusela				1.9	8.2	25.9				0.046	0.20	0.65
<b>East Seram PSC (Lion 60%)</b>													
Kobi	Manusela	297.6	1066.0	3060.0	48.5	179.3	537.2	178.6	639.6	1836.0	29.1	107.6	322.3
Waru	Manusela	97.1	304.7	849.0	73.0	232.9	624.8	58.3	182.8	509.4	43.8	139.7	374.9
Tanah Baru	Manusela	57.8	292.2	1086.0	25.9	138.3	498.0	34.7	175.3	651.6	15.5	83.0	298.8
Wahai Deep	Manusela	177.6	623.5	1800.0	52.6	194.6	596.4	106.6	374.1	1080.0	31.6	116.8	357.8
Lofin Extension	Manusela	69.2	154.4	291.7	0.9	2.0	3.9	41.5	92.6	175.0	0.6	1.2	2.3
MA 2	Manusela	51.5	125.7	283.0	16.9	45.9	111.5	30.9	75.4	169.8	10.1	27.5	66.9
MA 8	Manusela	75.0	161.5	336.7	15.4	38.4	89.9	45.0	96.9	202.0	9.2	23.0	53.9
MA 4	Manusela	28.5	92.0	284.7	0.9	6.1	29.3	17.1	55.2	170.8	0.6	3.7	17.6
MA 3	Manusela	18.1	40.3	87.5	4.6	11.7	28.5	10.9	24.2	52.5	2.8	7.0	17.1
MA 1	Manusela	4.8	9.8	18.4	0.9	2.2	4.9	2.9	5.9	11.0	0.6	1.3	2.9
PP6	Plio-Pleistocene	15.1	40.5	108.6	16.6	48.6	140.6	9.1	24.3	65.2	10.0	29.2	84.4
PP4	Plio-Pleistocene	0.0	0.1	0.2	15.2	31.9	63.7	0.0	0.1	0.1	9.1	19.1	38.2
PP10	Plio-Pleistocene	0.9	2.1	4.5	8.5	18.9	42.1	0.6	1.2	2.7	5.1	11.3	25.2
PP11	Plio-Pleistocene	7.3	17.1	41.1	5.2	13.1	33.4	4.4	10.3	24.7	3.1	7.9	20.1
PP9	Plio-Pleistocene	0.1	0.3	0.6	6.6	15.8	38.2	0.1	0.2	0.4	3.9	9.5	22.9
PP4 SE	Plio-Pleistocene				5.9	13.4	30.0				3.6	8.0	18.0
PP10 S (lead)	Plio-Pleistocene	2.0	3.4	6.5	5.3	10.8	21.3	1.2	2.1	3.9	3.2	6.5	12.8
PP8	Plio-Pleistocene	2.0	3.5	7.1	5.3	10.8	22.0	1.2	2.1	4.3	3.2	6.5	13.2
PP3	Plio-Pleistocene	0.2	0.2	0.5	4.3	8.2	15.8	0.1	0.1	0.3	2.6	4.9	9.5
PP12	Plio-Pleistocene	3.9	9.1	19.9	2.7	6.8	16.2	2.3	5.5	11.9	1.6	4.1	9.7
Offshore Bula Extension	Plio-Pleistocene				2.0	3.8	7.1				1.2	2.3	4.3
Solan	Plio-Pleistocene	0.7	1.5	3.6	1.5	3.6	8.7	0.4	0.9	2.1	0.9	2.1	5.2
<i>Sub-total East Seram PSC</i>		<i>909.4</i>	<i>2947.8</i>	<i>8289.5</i>	<i>318.7</i>	<i>1037.1</i>	<i>2963.2</i>	<i>545.6</i>	<i>1768.7</i>	<i>4973.7</i>	<i>191.2</i>	<i>622.2</i>	<i>1777.9</i>
<b>Total Prospective Resource</b>		<b>909.4</b>	<b>2947.8</b>	<b>8289.5</b>	<b>320.5</b>	<b>1045.2</b>	<b>2989.2</b>	<b>545.6</b>	<b>1768.7</b>	<b>4973.7</b>	<b>191.2</b>	<b>622.4</b>	<b>1778.6</b>

For personal use only

## Notes:

1. Reserve and contingent resource estimates as at 31 December 2024 primarily based on Miller and Lents (M&L) Report. Contingent Resource estimates for the Neif Utara B, Oseil Selatan oil accumulations and also the 2008 Dawang Gas discovery based on previously reported work of resource certifier DeGolyer and McNaughton. Refer to the previous table for a reconciliation of the Company's petroleum reserves holding against that of the prior year. There has been no changes in the Company's contingent resource holding against that of the prior year.
2. Reserve estimates have been calculated using the deterministic method. Analysis of performance trends were used to estimate proved developed reserves. The performance trends associated with new well were used to assess how wells scheduled for future drilling would perform for the purpose of estimating proved undeveloped reserves as well as the probable and possible reserves associated with the future wells.
3. The key difference in latest Oseil Oil Reserves estimates is additional well production history during 2024 with analysis of these trends with low, mid and high side future production estimates.
4. Economic assumption by M&L in their analysis includes a net oil price equivalent to the net realized oil price in dollars per barrel (\$/ BBL) that has been adjusted for quality considerations using a differential defined as a percentage of the benchmark oil price. Fixed and variable operating expenses which included well servicing and water shutoff expenses employed in this evaluation were provided by the Operator CITIC based on realistic estimates. Development costs employed in this evaluation were also provided by the Operator CITIC. No future escalation was applied to these values in the economic model. These costs were applied to M&L's 1P, 2P, and 3P future production forecasts in the economic model.
5. The Proved Developed cases include forecasts of currently producing wells reserves and proved developed nonproducing reserves. The estimated Proved Developed Reserves were estimated by production decline extrapolations or volumetric calculations. Production declines were extrapolated to an assumed minimum technical limit. Extrapolations of future performance are based, whenever possible, upon the average performance trend of active wells during periods of stable field activity. The estimated Proven Developed Non-producing reserves can be produced from existing wells, but require expenditures for well-related workover activities. Reserves for these wells were estimated based on M&L's review of similar well-related workover activities. The estimated Proven Undeveloped Reserves require significant capital expenditures to drill and complete the planned future wells. The Proved Undeveloped Reserves are expected to be produced from undeveloped portions of known reservoirs that have been adequately defined by wells. Reserves estimates are based upon volumetric calculations that employ recovery factors derived from the performance of existing wells. Forecasted production rates are based upon analogy and were scheduled according to the drilling plans provided by the Operator CITIC.
6. Developed reserves include production for Oseil 2, Oseil 1/ 4 Oseil Tenggara and Neif Utara A area with estimates of 1P, 2P and 3P based on forecasts of M&L. The main difference with between the 1P and 2P and 3P reserves estimates area based on higher recovery factor estimates from wells from 1P to 2P and from 2P to 3P based on individual well production analysis (which may include additional workovers, water shut off operations than currently approved). Note 2P and 3P Reserve estimates provided by M&L do not include a breakdown of Developed vs Undeveloped and for simplicity reserves in these categories are assigned to the Undeveloped category.
7. Includes undeveloped reserves which are quantities expected to be recovered through future investments: (a) from new wells on undrilled acreage in known accumulations, (b) from deepening existing wells to a different (but known) reservoir, (c) from infill wells that will increase recovery, or where a relatively large expenditure is required to either recomplete an existing well or install production or transportation facilities for primary or improved recovery projects. The marketing arrangement, infrastructure and environmental approvals are in place to cope with production of any reserves currently categorised as undeveloped.
8. Contingent resources are those quantities of petroleum estimated, as of a given date, to be potentially recoverable from known accumulations using established technology or technology under development, but which are not currently considered to be commercially recoverable due to one or more contingencies. Contingent Resources have an associated chance of development (economic, regulatory, market and facility, corporate commitment or political risks). These estimates have not been risked for the chance of development. There is no certainty that any portion of the contingent resources will be developed and, if developed, there is no certainty as to either the timing of such development or whether it will be commercially viable to produce any portion of the resources.
9. The contingent oil resources are within the Seram (Non-Bula) PSC which had a 20 year extension granted effective 1st November 2019 to 1st November 2039. The contingent resources are calculated deterministically based on field structural data and reservoir and testing information from discovery and appraisal/development wells on the accumulations. Developing these resources will require additional development drilling on these accumulations and application of development techniques, including horizontal drilling, that have proven successful in the Oseil 1/2 and Oseil 4 areas.
10. The contingent gas resources for the Lofin Field provided in the table are based on analysis of M&L using a deterministic approach. Data was provided by the PSC Operator CITIC. Planned 3D seismic in 2024 over the Lofin Field area will more accurately assess the field extent and contingent resource volumes. Development plans and the potential gas marketing strategy will be partly contingent on integration of results of well testing undertaken in 2023 and 2024 with a full scale development contingent on results of the planned 3D seismic. The Lofin Gas Field is within the Seram (Non-Bula) PSC which had a 20 year extension granted effective 1st November 2019 to 1st November 2039.
11. Prospective resources are those quantities of petroleum estimated, as of a given date, to be potentially recoverable from undiscovered accumulations by application of future development projects. Prospective resources have both an associated chance of discovery (geological chance of success or GCOS) and a chance of development (economic, regulatory, market and facility, corporate commitment or political risks). The chance of commerciality is the product of these two risk components. There is no certainty that any portion of the prospective resources will be discovered and, if discovered, there is no certainty that it will be developed or, if it is developed, there is no certainty as to either the timing of such development or whether it will be commercially viable to produce any portion of the resources.
12. Prospective Resources in this Table have been estimated probabilistically at lead level but combined arithmetically to provide the portfolio number. The aggregate P90 may be a very conservative estimate and the aggregate P10 may be a very optimistic estimate due to the portfolio effects of arithmetic summation.

# COMPETENT PERSONS STATEMENT

## Competent Persons Statement: Qualified Petroleum Reserves and Resources Evaluator

Competent Persons Statement: Qualified Petroleum Reserves and Resources Evaluator Pursuant to the requirements of the ASX Listing Rules Chapter 5, the technical information, reserve and resource reporting provided in this document are based on and fairly represent information and supporting documentation that has been prepared and/or compiled by Mr Kim Morrison, Exploration Manager of Lion Energy Limited. Mr Morrison holds a B.Sc. (Hons) in Geology and Geophysics from the University of Sydney and has over 30 years' experience in exploration, appraisal and development of oil and gas resources - including evaluating petroleum reserves and resources. Mr Morrison has reviewed the results, procedures and data contained in this website. Mr Morrison consents to the release of this report and to the inclusion of the matters based on the information in the form and context in which it appears. Mr Morrison is a member of AAPG.

## Governance and Audit Information

The governance arrangements for the reporting of hydrocarbon Reserves and Resources are based on the following procedure: Periodic assessment of proposed changes and additions to the Company's Reserves and Resource database, based on technical work conducted by Lion Energy staff and advisors with contributions from asset operators, peer review and external experts where appropriate.

For the Seram (Non-Bula) PSC the Oseil field reserves and Oseil field and Lofin contingent resources are largely based on the Miller and Lents Report effective 31 December 2022. Results are reviewed by Lion Energy, overseen by the Exploration Manager who is a petroleum reserves and resources evaluator qualified in accordance with ASX Listing Rule requirements.

No public reporting of any reserves or resources estimate is permitted without approval of the Chief Executive Officer. All public reporting of the reserves or resources estimates is in accordance with the requirements set out in Chapter 5 of the ASX Listing Rules and Lion Energy's policies. Annual reports are subject to Board approval.


The Reserves, Contingent Resources and Prospective Resources estimates provided in this report are overseen by Mr Kim Morrison (Exploration Manager). A deterministic method has been used to compile Reserve and Contingent Resource estimates and the probabilistic method has been used to compile Prospective Resource estimates.

For personal use only

# Financial Report 2024



For the period 1 January to  
31 December 2024



For personal use only

# DIRECTOR'S REPORT

The directors of Lion Energy Limited A.C.N. 000 753 640 ("Parent Entity" or "Company" or "Lion") present their report including the consolidated financial report of the Company and its controlled entities ("Consolidated Entity" or "the Group") for the year ended 31 December 2024. The Company is a listed public company limited by shares, incorporated and domiciled in Australia.

## DIRECTORS

The names of the directors of the Company in office at any time during or since the financial period and up to the date of this financial report are as follows. Directors were in office for the entire period unless otherwise stated.

Thomas Soulsby  
Damien Servant  
Russell Brimage  
Christopher Newton  
Zane Lewis

## PRINCIPAL ACTIVITIES

The principal activities of the Consolidated Entity during the period were oil & gas exploration, development and production and investment in the oil & gas industry and progressing is green hydrogen strategy.

During the year the Company commenced exploring opportunities in the green hydrogen space within Australia, there were no other significant changes in the nature of the principal activities during the financial period.

## OPERATING RESULTS

The net loss for the Consolidated Entity, after income tax amounted to \$879,087 for the year ended 31 December 2024 (2023: \$1,406,691).

## DIVIDENDS

No dividends have been paid or declared during the financial year by the Company.

The directors have recommended that no dividend be paid by the Company in respect of the year ended 31 December 2024.

## SIGNIFICANT CHANGES IN THE STATE OF AFFAIRS AND REVIEW OF OPERATIONS

The following significant changes in the state of affairs of the Consolidated Entity occurred during the financial period.

### SERAM (NON-BULA) PSC

Production for the reporting period from 1 January 2024 to 31 December 2024 for the Oseil oilfield and surrounding structures was 332,803 barrels of crude oil at an average daily rate of 909 bopd (Lion share 23 bopd). This compares to an average daily rate of 1149 bopd (Lion share 29 bopd) for calendar year 2023 reporting period.

The joint venture continues to focus on operating cost reduction. The annual production decline was 21.1%, and operating costs per barrel were US\$33.05 in 2024 compared to US\$27.60 in 2023. The Operator continues efforts to reduce operating expenditure whilst maximizing production.

# DIRECTOR'S REPORT

Two crude oil liftings were completed in 2024.

Date of Lifting	Crude oil lifted (bbl)	Revenue (Net to Lion) USD
Jun-24	174,366	\$289,016
Dec-24	160,440	\$225,675

Note: Revenue is post deduction of Indonesian Government entitlement.

## EAST SERAM PSC

The East Seram PSC was signed in July 2018 with Lion having a 100% participating interest through its wholly owned subsidiary Balam Energy Pte Ltd. Lion announced in September 2019 the farming out of a 40% participating interest to OPIC East Seram Corporation ("OESC"), a subsidiary of Taiwan's CPC Corporation.

Specialist processing undertaken in 2024 of the 2022 onshore seismic data in the East Seram PSC has confirmed a clear, well defined drill location for the high ranked Kobi Prospect.

The Kobi Prospect, located 10 km NW of the 1.5 TCF Lofin gas field, has mapped areal closure of up to 110 km<sup>2</sup> and a prospective resource range (P90-P10) of 98 – 1047 mmboe (40% oil predicted).

Analysis of shallow drilling options targeted by 2020 seismic shot by Lion continued during the year confirming the highly attractive oil potential with the PP9 Reefal Prospect high-graded.

Both of these areas are candidates for exploration drilling in 2026.

## GREEN HYDROGEN

Lion progressed its Green Hydrogen plans, securing development approval at the Port of Brisbane.

Lion signed a long term lease securing its Port of Brisbane site for up to 20 years,

Lion entered into a joint development agreement with DGA Energy Solutions Australia (DGA) and Samsung C&T (Samsung), raising \$3.7m for Lion and a further \$6.3m in debt funding commitment for the Port of Brisbane project.

## CORPORATE

Cash balance as of 31 December 2024 was US\$1.95 million (including share of joint-venture cash).

## SIGNIFICANT EVENTS SUBSEQUENT TO REPORTING DATE

No matters or circumstances have arisen since the end of the financial period which significantly affected or may significantly affect the operations of the Consolidated Entity, the results of those operations, or the state of affairs of the Consolidated Entity in subsequent financial years.

## LIKELY DEVELOPMENTS

In 2025, Lion aims to start construction of its first hydrogen facility.

Lion will also continue to pursue its activity of oil and gas exploration and evaluation, notably the farming out of a further participating interest in the East Seram PSC in lieu of obtaining a carried high impact exploration well.

# DIRECTOR'S REPORT

Lion expects the divestment of 0.25% interest in Seram (Non-Bula) PSC to be finalized during 2025. At completion, Lion's participating interest in the Seram (Non-Bula) PSC will reduce to 2.25% from 2.5% currently.

## ENVIRONMENTAL ISSUES

The Company's operations comply with all relevant environmental laws and regulations, and have not been subject to any actions by environmental regulators.

## INFORMATION ON DIRECTORS AND COMPANY SECRETARY

**THOMAS LEO SOULSBY**  
DIRECTOR (EXECUTIVE CHAIRMAN)

### *Qualifications and Experience:*

Mr Soulsby is the CEO of Risco Energy (Risco) and has over 20 years' experience of the oil and gas and resources sector spanning investment banking, corporate business development and management/leadership roles.

A graduate of Swinburne (B.Bus Accounting) and Monash Universities (Grad Dip Arts (Asian Studies)), he initially worked as an accountant, starting his career at KPMG and Western Mining. Mr Soulsby then moved to Potter Warburg (now UBS) in Melbourne as a resources equity research analyst. He subsequently joined ANZ in Melbourne, before being posted to Jakarta and ultimately Singapore as director of corporate finance and merchant banking. As a Director at Indonesian-listed Energi Mega Persada (EMP) from 2003 to 2008, he was responsible for the acquisition of assets which added 525 MMboe to EMP's 2P reserves – a key growth driver for the company.

Mr Soulsby has been instrumental in securing backing for Risco prior to its incorporation in 2010, as well as growing the company and its capabilities in his role of Chief Executive Officer. Under Mr Soulsby's leadership, Risco has participated in and funded over US\$500m in successful transactions since 2010. He led the significant valuation creation, and subsequent monetisation, of Risco's first South East Asian oil and gas conventional and unconventional portfolio in 2013. Mr Soulsby was a key driver for strategic stakes in both Tap Oil and Lion Energy for Risco.

Directorships of other listed companies in the 3 years prior to the end of the Financial Period:	None
Interest in shares and options of the Company at the date of this report:	7,775,692 Ordinary Shares 10,000,000 Performance Rights
Directors meetings attended:	1 of 1 held during term in financial period
Appointed:	10 January 2014

# DIRECTOR'S REPORT

**RUSSELL ERNEST BRIMAGE**  
DIRECTOR (NON-EXECUTIVE)

*Qualifications and Experience:*

Mr Brimage has in excess of 40 years' experience in the upstream oil and gas industry, in public listed Oil & Gas companies and the service industry, both onshore and offshore. In the service industry, founder and Managing Director of Oilserv Australia in 1982 – the company became a dominant service contractor providing contract field operations, testing and wire-line services, facility design and construction, drilling and work-over services. In the public company arena, demonstrated capability in capacity as CEO to secure and develop producing assets, often via industry counter-cyclical transactions, to transform companies from zero revenue to positive cash flow and profitability, with successful outcomes in Indonesia and the state and federal shallow waters of the US Gulf Coast. As CEO of an ASX listed entity, early mover in identifying shale opportunities in the US with the farm-in to approximately 60,000 acres in the Niobrara shale play in the states of Colorado and Wyoming in August 2009.

Directorships of other listed companies in the 3 years prior to the end of the Financial Period:	HyTerra Ltd: current
Special Responsibilities:	None
Interest in shares and options of the Company at the date of this report:	6,119,971 Ordinary Shares 2,000,000 Performance Rights
Directors meetings attended:	1 of 1 held during term in financial period
Director since:	2005

**CHRISTOPHER BASIL NEWTON**  
DIRECTOR (NON-EXECUTIVE)

*Qualifications and Experience:*

Mr Newton has had a 48-year career in oil and gas covering the spectrum of the industry – from exploration, development, production and petroleum economics to strategic planning, business development and senior leadership.

Mr Newton has spent more than 25 years in leadership and senior resource industry roles in Southeast Asia. Roles included Managing Director for Fletcher Challenge Petroleum in Brunei, President and GM for Santos in Indonesia and CEO for Indonesian listed Energy Mega Persada and Managing Director of Tap Oil Limited.

Mr Newton was an active Director of the Indonesian Petroleum Association (IPA) between 2003 and 2008, including serving as President from 2004 to 2007. Mr Newton is an oil and gas adviser to the Jakarta-based Castle Asia Group. Mr Newton is currently a Non-Executive Director of TSX listed CanAsia Energy Corp.

Mr Newton holds a Bachelor in Geology from Durham University, England and holds a Graduate Diploma in Applied Finance and Investment from the Securities Institute of Australia (SIA).

Directorships of other listed companies in the 3 years prior to the end of the Financial Period:	None
Interest in shares and options of the Company at the date of this report:	2,329,007 Ordinary Shares 2,000,000 Performance Rights
Directors meetings attended:	1 of 1 held during term in financial period
Appointed:	10 January 2014

# DIRECTOR'S REPORT

## **DAMIEN SERVANT** DIRECTOR (EXECUTIVE)

### *Qualifications and Experience:*

Mr Servant has more than a decade of experience in investment banking in South-East Asia, with expertise in regional oil and gas asset debt funding.

Mr Servant's extensive regional investment banking experience is also informed by a background in engineering.

Starting his investment banking career with BNP Paribas, Mr Servant then joined Merrill Lynch as a director of Debt Capital Markets Division in Singapore. He went on to become a Director of Standard Merchant Bank's Debt Products Group before joining Risco Energy in 2013.

Mr Servant holds an engineering degree from École Nationale Supérieure des Télécommunications and a Master of Finance from University Paris Dauphine.

Directorships of other listed companies in the 3 years prior to the end of the Financial Period:	None
Interest in shares and options of the Company at the date of this report:	3,492,740 Ordinary Shares 7,000,000 Performance Rights
Directors meetings attended:	1 of 1 held during term in financial period
Appointed:	13 February 2019

## **ZANE LEWIS** DIRECTOR (NON-EXECUTIVE)

### *Qualifications and Experience:*

Mr Lewis is a principal and joint founder of corporate advisory firm SmallCap Corporate which specialises in corporate advice and compliance administration to ASX listed companies.

Mr Lewis is a Director of Kairos Minerals Limited (ASX: KAI), Odessa Minerals Limited (ASX:ODE) and Vital Metals Limited (ASX: VML).

Zane provides the Board with a wealth of knowledge obtained from his diverse financial and corporate experience in previous appointments.

Mr Lewis holds a Bachelor of Economics from the University of Western Australia and is a Fellow of the Governance Institute of Australia.

Directorships of other listed companies in the 3 years prior to the end of the Financial Period:	Odessa Minerals Limited: current Kairos Minerals Limited: current Vital Metals Limited; current Winchester Energy Limited; ceased to be a director on 31 May 2024 Kingsland Global Limited: ceased to be a director on 31 August 2023 8VI Holdings Limited: ceased to be a director on 14 February 2025
Interest in shares and options of the Company at the date of this report:	4,577,900 Ordinary Shares 2,000,000 Performance Rights
Directors meetings attended:	1 of 1 held during term in financial period
Appointed:	13 February 2019

# DIRECTOR'S REPORT

**ROWAN HARLAND**  
COMPANY SECRETARY

*Qualifications and Experience:*

Mr Harland is a corporate advisory executive at SmallCap Corporate, a Perth based corporate advisory firm. Mr Harland is responsible for a range of services including Company Secretarial services for listed and unlisted entities.

Mr Harland holds a Master of Finance degree as well as a Bachelor of Commerce from Curtin University.

*Appointed: 31 July 2023*

## DIRECTORS MEETINGS

During the year ended 31 December 2024, 1 meeting of directors was held. Previously and to date, due to the size of the company, there have been no board committees formed.

## REMUNERATION REPORT (AUDITED)

The Directors present the remuneration report for the Company and the Consolidated Entity for the year ended 31 December 2024. This remuneration report forms part of the Directors' Report and has been audited in accordance with section 300A of the *Corporations Act 2001* and details the remuneration arrangements for the key management personnel.

Key management personnel are those persons who, directly or indirectly, have authority and responsibility for planning, directing and controlling the major activities of the Consolidated Entity including all directors of the Company.

Remuneration is based on fees approved by the Board of Directors.

Remuneration is set at levels to reflect market conditions and encourage the continued services of directors and executives. There is no direct relationship between remuneration and the performance of the Company.

The table below sets out information about the Consolidated Entity's earnings and share price for the past five years up to and including the current financial year.

	<b>31/12/24</b>	<b>31/12/23</b>	<b>31/12/22</b>	<b>31/12/21</b>	<b>31/12/20</b>
	<b>12 months</b>	<b>12 months</b>	<b>12 months</b>	<b>12 months</b>	<b>12 months</b>
Loss after tax expenses	867,977	1,406,691	2,720,188	1,831,575	746,274
Loss per share – cents	0.198	0.33	0.64	0.68	0.36
Share price – cents (AUD)	1.90	1.65	3.30	6.60	2.50

The names and positions of key management personnel of the Company and of the Consolidated Entity who have held office during the financial period are:

Thomas Soulsby	Executive Chairman
Damien Servant	Executive Director
Russell Brimage	Non-Executive Director
Christopher Newton	Non-Executive Director
Zane Lewis	Non-Executive Director

# DIRECTOR'S REPORT

## SERVICE AGREEMENTS

Remuneration and other terms of employment for the Executive Directors are formalised in a service agreement. For Non-Executive Directors these terms are set out in a Letter of Appointment. The major provisions of the agreements relating to remuneration per year are set out below.

Name	Base Salary/ Director Fees	Incentives through shares	Term of Agreement	Notice Period***
<b>Thomas Soulsby*</b>	US\$240,012	-	No fixed term	1 month
<b>Russell Brimage</b>	US\$43,200	-	No fixed term	N/A
<b>Damien Servant**</b>	US\$206,780	-	No fixed term	1 month
<b>Christopher Newton</b>	US\$43,200	-	No fixed term	N/A
<b>Zane Lewis</b>	US\$43,200	-	No fixed term	N/A

\* Of Mr Thomas Soulsby's total fees of \$240,012, \$141,750 of fees are paid out of the East Seram Joint Operation, which is jointly funded by the Consolidated Entity and the Joint Venture Partner. The total fees attributable to the Consolidated Entity per year is \$183,306.

\*\* Of Mr Damien Servant's total fees of \$206,780, \$71,250 of fees are paid out of the East Seram Joint Operation, which is jointly funded by the Consolidated Entity and the Joint Venture Partner. The total fees attributable to the Consolidated Entity per year is \$178,274.

For personal use only

Leadership Team

Operational Review

Glossary

Reserves and Resources

Competent Persons Statement

Financial Report

# DIRECTOR'S REPORT

## DETAILS OF REMUNERATION

### Compensation 12 months to 31 December 2024

	Short Term Benefits <sup>1</sup> \$	Cash bonus \$	Post employment benefits (super-annuation) \$	Share based payments \$	Termination benefits \$	Total <sup>2</sup> \$	Equity related %	Performance related %
COMPENSATION OF DIRECTORS BASED ON FEES APPROVED BY THE BOARD OF DIRECTORS.								
Thomas Soulsby	183,306 <sup>3</sup>	-	-	26,264	-	209,570	12.53	-
Damien Servant	178,274 <sup>3</sup>	-	-	16,657	-	194,931	8.54	-
Russell Brimage	42,873	-	-	4,965	-	47,838	10.38	-
Christopher Newton	44,295	-	-	4,965	-	49,260	10.08	-
Zane Lewis	43,200	-	-	4,965	-	48,165	10.31	-
<b>TOTAL COMPENSATION – FOR KEY MANAGEMENT PERSONNEL</b>	<b>491,948</b>	<b>-</b>	<b>-</b>	<b>57,816</b>	<b>-</b>	<b>549,764</b>		

### Compensation 12 months to 31 December 2023

	Short Term Benefits <sup>1</sup> \$	Cash bonus \$	Post employment benefits (super-annuation) \$	Share based payments \$	Termination benefits \$	Total <sup>2</sup> \$	Equity related %	Performance related %
COMPENSATION OF DIRECTORS BASED ON FEES APPROVED BY THE BOARD OF DIRECTORS.								
Thomas Soulsby	183,306 <sup>3</sup>	30,002	-	45,534	-	258,842	17.59	11.59
Damien Servant	178,274 <sup>3</sup>	25,848	-	28,458	-	232,580	12.24	11.11
Russell Brimage	42,853	-	-	8,538	-	51,391	16.61	-
Christopher Newton	42,120	-	-	8,538	-	50,658	16.5	-
Zane Lewis	43,201	-	-	8,538	-	51,739	16.85	-
<b>TOTAL COMPENSATION – FOR KEY MANAGEMENT PERSONNEL</b>	<b>489,754</b>	<b>55,850</b>	<b>-</b>	<b>99,606</b>	<b>-</b>	<b>645,210</b>		

#### Notes:

- Short-term benefits represent salaries and/or fees paid to directors both in their capacity as employees and/or as consultants to the Company.
- The Company also reimburses validly incurred business expenses of directors. These are not included in the table above.
- During the year, Mr Thomas Soulsby and Mr Damien Servant were paid consulting fees from the East Seram Joint Operation of \$141,750 (2023: \$141,750) and \$71,250 (2023: \$71,250) respectively. The fees attributable to Lion Energy Limited for Mr Soulsby and Mr Servant was \$85,050 (2023: \$85,050) and \$42,750 (2023: \$42,750) respectively, which has been included in their reported compensation.

# DIRECTOR'S REPORT

## SHARES HELD BY KEY MANAGEMENT PERSONNEL

	1 January 2024 or Appointment	Number of Ordinary Shares Issued as Compensation	Net Change Other	31 December 2024 or Resignation
Thomas Soulsby	7,330,673	-	445,019	7,775,692
Damien Servant	3,242,740	-	250,000	3,492,740
Russell Brimage	6,119,971	-	-	6,119,971
Christopher Newton	2,329,007	-	-	2,329,007
Zane Lewis	4,577,900	-	-	4,577,900
	<b>23,600,291</b>	<b>-</b>	<b>695,019</b>	<b>24,295,310</b>

These net changes during the year relate to on-market purchases of ordinary shares.

## OPTIONS HELD BY KEY MANAGEMENT PERSONNEL

	1 January 2024 or Appointment	Number of Options Issued as Compensation	Net Change Other	31 December 2024 or Resignation
Thomas Soulsby	625,000	-	(625,000)	-
Damien Servant	156,250	-	(156,250)	-
Russell Brimage	-	-	-	-
Christopher Newton	-	-	-	-
Zane Lewis	-	-	-	-
	<b>781,250</b>	<b>-</b>	<b>(781,250)</b>	<b>-</b>

These net changes during the year relate to the expiry of options.

## PERFORMANCE RIGHTS HELD BY KEY MANAGEMENT PERSONNEL

	1 January 2024 or Appointment	Number of Performance Rights Issued as Compensation	Net Change Other	31 December 2024 or Resignation
Thomas Soulsby	6,800,000	10,000,000	(6,800,000)	10,000,000
Damien Servant	4,250,000	7,000,000	(4,250,000)	7,000,000
Russell Brimage	1,275,000	2,000,000	(1,275,000)	2,000,000
Christopher Newton	1,275,000	2,000,000	(1,275,000)	2,000,000
Zane Lewis	1,275,000	2,000,000	(1,275,000)	2,000,000
	<b>14,875,000</b>	<b>23,000,000</b>	<b>(14,875,000)</b>	<b>23,000,000</b>

## OTHER INFORMATION

There were no loans made to any Key Management Personnel during the period or outstanding at period end.

A company associated with Mr Zane Lewis provides company secretarial and accounting services to Lion Energy Limited. The total fees charged to the Group relating to these services was \$71,500.

Apart from the above, there were no further transactions with Key Management Personnel during the period.

For personal use only

# DIRECTOR'S REPORT

During the period the Company did not engage remuneration consultants to review its remuneration policies.

At the last AGM, the shareholders voted to adopt the remuneration report for the year ended 31 December 2023. The company did not receive any specific feedback at the AGM regarding its remuneration policies.

## End of Remuneration Report (Audited)

### MATERIAL BUSINESS RISK

The proposed future activities of the Consolidated Entity are subject to a number of risks and other factors which may impact its future performance. Some of these risks can be mitigated by the use of safeguards and appropriate controls. However, many of the risks are outside the control of the directors and management of the Company and cannot be mitigated. An investment in the Company is not risk free and should be considered speculative.

This section provides a non-exhaustive list of the risks faced by the Consolidated Entity or by investors in the Company. The risks should be considered in connection with forward looking statements in this Annual Report. Actual events may be materially different to those described and may therefore affect the Consolidated Entity in a different way.

Investors should be aware that the performance of the Consolidated Entity may be affected by these risk factors and the value of its Shares may rise or fall over any given period. None of the directors or any person associated with the Consolidated Entity guarantee the Consolidated Entity's performance.

#### Business risks

#### Mitigating actions

##### Oil & Gas Exploration and Development

- Geological, exploration and development: The exploration and development of oil & gas is a high risk, high-cost exercise with no certainty of confirming economic viability of projects.
- Oil & gas resources is a speculative undertaking that may be impeded by circumstances and factors beyond the control of the Company. Success in this process involves, among other things; discovery and proving-up an economically recoverable resource or reserve, access to adequate capital throughout the project development phases, securing and maintaining title to projects, obtaining required development consents and approvals and accessing the necessary experienced operational staff, the financial management, skilled contractors, consultants and employees.

##### Commercialisation

- The Company's ability to successfully develop and commercialise its Green Hydrogen Projects may be affected by numerous factors including but not limited to macro-economic conditions, obtaining required approvals, delays in commissioning or ramp up, the plant not performing in accordance with expectations and cost overruns.
- The Company engages a highly experienced project team in its goal to be Australia's first mover in supplying green hydrogen to the heavy mobility sector.
- If the Company is unable to mitigate these factors, the result could be the delay in the development Green Hydrogen Project, which could have an adverse effect on the Company's business.

# DIRECTOR'S REPORT

For personal use only

## Business risks

### Human Resources and Occupational Health and Safety

- Oil and gas exploration and development involves a variety of risks which may impact the health and safety of the Company's personnel.

### Finance

- The need to fund exploration and evaluation and Hydrogen development activities.
- Future funding risk: Continued exploration, evaluation and development is dependent on the Company being able to secure future funding. The successful development of a project will dependent on the capacity to raise funds from equity and debt markets.

### Regulatory Approvals and Social Licence to Operate

- The Company's exploration activities and major projects depend on regulatory approvals (e.g. tenure, environmental licences and permits, etc). There is a risk that required approvals may be delayed or declined.

Maintenance of positive relationships with stakeholders and the community is important in ensuring the Company retains its social licence to operate.

### Changes in Government Regulations

- Changes in Government policies or legislation may impact royalties, tenure, land access and labour relations.

## Mitigating actions

- Strong human resources and employee relations framework.
- Competitive remuneration structure focused on attracting diverse, engaged and suitably qualified employees and consultants.
- Industry standard safety management system.
- Embedded safety culture.
- Regular review safety management system.

- The Company may need to engage in equity/debt markets for continued exploration, evaluation and development. Any additional equity financing may be dilutive to Shareholders, as pricing of the Company's shares are dependent on endogenous and exogenous outcomes.

- There can be no assurance that such funding will be available on satisfactory terms or at all at the relevant time. Any inability to obtain sufficient financing for the Company's activities and future projects may result in the delay or cancellation of certain activities or projects, which would likely adversely affect the potential growth of the Company.

- The Company has engaged expert consultants to undertake required baseline environmental assessments and to prepare major approval application documents to ensure it meets regulatory requirements.

The Company considers potential environmental impacts as a key factor in it project design and evaluation and will ensure impacts are reduced to as low as reasonably practicable.

- The Board regularly assesses developments in Government legislation and policies and regularly engages with Government Departments.

# DIRECTOR'S REPORT

## SHARE OPTIONS ISSUED AND OUTSTANDING

As at 31 December 2024, there were Nil options on issue, 23,000,000 performance rights on issue and 1,600,000 convertible notes on issue.

## SHARE OPTIONS EXERCISED

During the year there were no share options exercised.

## INDEMNIFICATION OF DIRECTORS AND OFFICERS

During the financial period, the Company paid premiums of AU\$28,985 (2023: AU\$36,925) in respect of a contract insuring all the directors and officers of the Company and the Consolidated Entity against legal costs incurred in defending proceedings for conduct other than (a) a wilful breach of duty and (b) a contravention of sections 182 or 183 of the *Corporations Act 2001*, as permitted by section 199B of the *Corporations Act 2001*.

Except as disclosed above, the Company and the Consolidated Entity have not, during or since the financial period, in respect of any person who is or has been an officer or director of the Company or a related body corporate:

- a) indemnified or made any relevant agreement for indemnifying against a liability, including costs and expenses in successfully defending legal proceedings; or
- b) paid or agreed to pay a premium in respect of a contract insuring against a liability for the costs or expenses to defend legal proceedings.

## PROCEEDINGS ON BEHALF OF COMPANY

No person has applied for leave of Court to bring proceedings on behalf of the Company or intervene in any proceedings to which the Company is a party for the purpose of taking responsibility on behalf of the Company for all or any part of those proceedings. The Company was not a party to any such proceedings during the period.

## INDEMNIFICATION OF AUDITORS

The Company has not, during or since the end of the financial year, indemnified or agreed to indemnify the auditor of the Company or any related entity against a liability incurred by the auditor. During the financial year, the Company has not paid a premium in respect of a contract to insure the auditor of the company or any related entity.

# DIRECTOR'S REPORT

## AUDITOR'S INDEPENDENCE DECLARATION

In accordance with the *Corporations Act 2001* section 307C the auditors of the Company have provided a signed Auditor's Independence Declaration to the directors in relation to the period ended 31 December 2024. A copy of this declaration appears at the end of this report.

## NON-AUDIT SERVICES

There were no non-audit services provided to the Company by the Company's auditors.

Signed in accordance with a resolution of the directors.



Thomas Soulsby  
Executive Chairman  
31 March 2025  
Perth, Western Australia

For personal use only

Leadership Team

Operational Review

Glossary

Reserves and Resources

Competent Persons Statement

Financial Report

To the Board of Directors,

## AUDITOR'S INDEPENDENCE DECLARATION UNDER SECTION 307C OF THE CORPORATIONS ACT 2001

As lead audit director for the audit of the financial statements of Lion Energy Limited and its controlled entities for the year ended 31 December 2024, I declare that to the best of my knowledge and belief, there have been no contraventions of:

- the auditor independence requirements of the *Corporations Act 2001* in relation to the audit; and
- any applicable code of professional conduct in relation to the audit.

Yours Faithfully,

Hall Chadwick

HALL CHADWICK WA AUDIT PTY LTD



**MARK DELAURENTIS CA**  
Director

Dated this 31<sup>st</sup> day of March 2025  
Perth, Western Australia

# FINANCIAL STATEMENTS

## CONSOLIDATED STATEMENT OF PROFIT OR LOSS AND OTHER COMPREHENSIVE INCOME FOR THE YEAR ENDED 31 DECEMBER 2024

	Note	Consolidated Entity	
		31 December 2024 \$	31 December 2023 \$
Revenue	4	582,386	670,232
Cost of goods sold	4	(372,239)	(373,576)
<b>GROSS PROFIT</b>		<b>210,147</b>	<b>296,656</b>
Other income		2,926	66,570
Administration expenses	4	(1,217,666)	(1,305,484)
Finance costs		(80,633)	-
Foreign exchange loss		(4,650)	(754)
Impairment – Oil & Gas Assets	4	(190,475)	(463,679)
Gain on partial disposal	29	412,374	-
<b>LOSS BEFORE INCOME TAX EXPENSE</b>		<b>(867,977)</b>	<b>(1,406,691)</b>
Income tax expense	5	-	-
<b>LOSS AFTER RELATED INCOME TAX EXPENSE</b>		<b>(867,977)</b>	<b>(1,406,691)</b>
<b>OTHER COMPREHENSIVE INCOME</b>			
<i>Items that may be reclassified subsequently to profit or loss:</i>			
- Exchange differences on translating foreign operations		(199,732)	69,115
<b>OTHER COMPREHENSIVE INCOME AFTER INCOME TAX</b>		<b>(199,732)</b>	<b>69,115</b>
<b>TOTAL COMPREHENSIVE LOSS FOR THE PERIOD</b>		<b>(1,067,709)</b>	<b>(1,337,576)</b>
<b>LOSS PER SHARE</b>			
BASIC LOSS PER SHARE (CENTS PER SHARE)	6	(0.198)	(0.33)
DILUTED LOSS PER SHARE (CENTS PER SHARE)	6	(0.198)	(0.33)

The above Consolidated Statement of Profit of Loss and Other Comprehensive Income should be read in conjunction with the accompanying notes

# FINANCIAL STATEMENTS

## CONSOLIDATED STATEMENT OF FINANCIAL POSITION AS AT 31 DECEMBER 2024

		Consolidated Entity	
	Note	31 December 2024 \$	31 December 2023 \$
<b>CURRENT ASSETS</b>			
Cash and cash equivalents	19	1,952,993	2,061,547
Trade and other receivables	7	1,070,481	1,175,451
Inventories	8	9,384	260,972
<b>TOTAL CURRENT ASSETS</b>		<b>3,032,858</b>	<b>3,497,970</b>
<b>NON-CURRENT ASSETS</b>			
Trade and other receivables	7	182,250	182,250
Plant and equipment	9	2,048,370	2,047,833
Capitalised exploration and evaluation expenditure	10	2,496,687	2,424,051
Oil & gas properties	11	-	-
Right of use asset	14	387,722	-
<b>TOTAL NON-CURRENT ASSETS</b>		<b>5,115,029</b>	<b>4,654,134</b>
<b>TOTAL ASSETS</b>		<b>8,147,887</b>	<b>8,152,104</b>
<b>CURRENT LIABILITIES</b>			
Trade and other payables	12	223,316	897,374
Borrowings	13	871,198	-
Lease liability	14	50,786	-
<b>TOTAL CURRENT LIABILITIES</b>		<b>1,145,300</b>	<b>897,374</b>
<b>NON-CURRENT LIABILITIES</b>			
Provision for restoration	15	207,268	203,725
Lease liability	14	345,575	-
<b>TOTAL NON-CURRENT LIABILITIES</b>		<b>552,843</b>	<b>203,725</b>
<b>TOTAL LIABILITIES</b>		<b>1,698,143</b>	<b>1,101,099</b>
<b>NET ASSETS</b>		<b>6,449,744</b>	<b>7,051,005</b>
<b>EQUITY</b>			
Issued capital	16	59,479,199	59,278,537
Reserves	17	2,995,726	3,243,522
Accumulated losses		(56,025,181)	(55,471,054)
<b>TOTAL EQUITY</b>		<b>6,449,744</b>	<b>7,051,005</b>

The above Consolidated Statement of Financial Position should be read in conjunction with the accompanying notes

# FINANCIAL STATEMENTS

## CONSOLIDATED STATEMENT OF CASH FLOWS FOR THE YEAR ENDED 31 DECEMBER 2024

	Note	Consolidated Entity	
		31 December 2024 \$	31 December 2023 \$
<b>CASH FLOWS FROM OPERATING ACTIVITIES</b>			
Receipts from customers		738,185	688,649
Payments to suppliers and employees		(1,993,455)	(2,044,775)
Interest received		2,925	66,570
<b>NET CASH USED IN OPERATING ACTIVITIES</b>	19	<b>(1,252,345)</b>	<b>(1,289,556)</b>
<b>CASH FLOWS FROM INVESTING ACTIVITIES</b>			
Purchase of property, plant and equipment		(1,614,000)	(1,715,884)
Proceeds from partial disposal of JV		2,078,208	-
Exploration and evaluation expenditure		(72,636)	(976,212)
Expenditure on oil and gas properties		(40,441)	(476,141)
<b>NET CASH FROM / (USED IN) INVESTING ACTIVITIES</b>		<b>351,131</b>	<b>(3,168,237)</b>
<b>CASH FLOWS FROM FINANCING ACTIVITIES</b>			
Proceeds from convertible notes		997,040	-
<b>NET CASH FROM FINANCING ACTIVITIES</b>		<b>997,040</b>	<b>-</b>
<b>NET INCREASE / (DECREASE) IN CASH AND CASH EQUIVALENTS</b>		<b>95,826</b>	<b>(4,457,793)</b>
Net foreign exchange differences		(204,380)	6,976
Cash and cash equivalents at beginning of period		2,061,547	6,512,364
<b>CASH AND CASH EQUIVALENTS AT END OF PERIOD</b>	19	<b>1,952,993</b>	<b>2,061,547</b>

The above Consolidated Statement of Cash Flows should be read in conjunction with the accompanying notes

# FINANCIAL STATEMENTS

## CONSOLIDATED STATEMENT OF CHANGES IN EQUITY FOR THE YEAR ENDED 31 DECEMBER 2024

### ATTRIBUTABLE TO MEMBERS OF THE COMPANY

	Issued Capital \$	Option Premium Reserve \$	Share Based Payment Reserve \$	Currency Translation Reserve \$	Convertible Note Reserve \$	Accumulated Losses \$	Total Equity \$
<b>AT 31 DECEMBER 2022</b>	<b>59,092,014</b>	<b>(27,070)</b>	<b>2,570,890</b>	<b>2,863,272</b>	<b>-</b>	<b>(56,401,638)</b>	<b>8,097,468</b>
Loss for the year	-	-	-	-	-	(1,406,691)	(1,406,691)
Other comprehensive income	-	-	-	69,115	-	-	69,115
<b>TOTAL COMPREHENSIVE LOSS FOR THE YEAR</b>	<b>-</b>	<b>-</b>	<b>-</b>	<b>69,115</b>	<b>-</b>	<b>(1,406,691)</b>	<b>(1,337,576)</b>
<u>Transactions with owners in their capacity as owners:</u>							
Securities issued	186,523	-	-	-	-	-	186,523
Share based payments vesting	-	-	104,590	-	-	-	104,590
Expiry of share based payments	-	-	(2,337,275)	-	-	2,337,275	-
<b>AT 31 DECEMBER 2023</b>	<b>59,278,537</b>	<b>(27,070)</b>	<b>338,205</b>	<b>2,932,387</b>	<b>-</b>	<b>(55,471,054)</b>	<b>7,051,005</b>
Loss for the year	-	-	-	-	-	(867,977)	(867,977)
Other comprehensive income	-	-	-	(199,732)	-	-	(199,732)
<b>TOTAL COMPREHENSIVE LOSS FOR THE YEAR</b>	<b>-</b>	<b>-</b>	<b>-</b>	<b>(199,732)</b>	<b>-</b>	<b>(867,977)</b>	<b>(1,067,709)</b>
<u>Transactions with owners in their capacity as owners:</u>							
Securities issued	200,662	-	-	-	-	-	200,662
Issue of convertible notes	-	-	-	-	206,475	-	206,475
Share based payments vesting	-	-	59,311	-	-	-	59,311
Expiry of share based payments	-	-	(313,850)	-	-	313,850	-
<b>AT 31 DECEMBER 2024</b>	<b>59,479,199</b>	<b>(27,070)</b>	<b>83,666</b>	<b>2,732,655</b>	<b>206,475</b>	<b>(56,025,181)</b>	<b>6,449,744</b>

The above Consolidated Statement of Changes in Equity should be read in conjunction with the accompanying notes

# NOTES TO THE FINANCIAL STATEMENTS

## NOTES TO THE FINANCIAL STATEMENTS FOR THE YEAR ENDED 31 DECEMBER 2024

### NOTE 1. CORPORATE INFORMATION AND MATERIAL ACCOUNTING POLICIES

#### Corporate Information

The consolidated financial statements of Lion Energy Limited (“Parent Entity” or “Company”) and its controlled entities (collectively as “Consolidated Entity” or “the Group”) for the year ended 31 December 2024 were authorised for issue in accordance with a resolution of the directors. The Parent Entity is a company limited by shares incorporated in Australia whose shares are publicly traded on the Australian Stock Exchange.

The Group is principally engaged in oil & gas exploration, development and production and investment in the oil & gas industry, and has also started the development of a green hydrogen production and dispensing facility. Further information on nature of the operations and principal activities of the Group is provided in the directors’ report. Information on the Group’s structure and other related party relationships are provided in notes 24 and 25.

The Group’s registered office is in Suite 1, 295 Rokeby Road, Subiaco, WA 6008 Australia.

#### Basis of Preparation of Accounts

The financial report is a general-purpose financial report which has been prepared in accordance with Australian Accounting Standards (AASBs) and the *Corporations Act 2001*. The consolidated financial report of the Group also complies with the International Financial Reporting Standards (“IFRS”) and interpretations adopted by the International Accounting Standards Board. The company is a For-Profit entity for the purpose of preparing these financial statements.

The financial report has been prepared on an accruals basis and is based on a historical cost basis. The presentation currency used in this financial report is United States Dollars.

This financial report is issued in accordance with a resolution of the directors of the Company on the same date as the Directors’ Declaration above.

Since 1 January 2024, the Consolidated Entity has adopted all Accounting Standards and Interpretations effective from 1 January 2024. Other than the changes described below, the accounting policies adopted are consistent with those of the previous financial year. The Consolidated Entity has not early adopted any other standard, interpretation or amendment that has been issued but is not yet effective.

#### New and Revised Standards that are effective for these Financial Statements

The Group has adopted all new and revised Standards that are effective for these financial statements. The adoption of the new or amended standards and interpretations did not result in any significant changes to the Group’s accounting policies.

#### Standards issued but not yet effective and not early adopted by the Group

The new and amended standards and interpretations that are issued, but not yet effective have not been early adopted by the Group. The Group intends to adopt new and amended standards and interpretations, if applicable, when they become effective.

#### a) Functional and presentation currency of Lion Energy Limited

An entity’s functional currency is the currency of the primary economic environment in which the entity operates. Both the functional and presentation currency of the Company is US Dollars.

#### b) Basis of consolidation

The consolidated financial statements comprise the financial statements of the Company and its controlled subsidiaries as at 31 December 2024. Control is achieved when the Group is exposed, or has rights, to variable returns from its involvement with the investee and has the ability to affect those returns through its power over the investee.

Specifically, the Group controls an investee if, and only if, the Group has:

For personal use only

# NOTES TO THE FINANCIAL STATEMENTS

## NOTES TO THE FINANCIAL STATEMENTS FOR THE YEAR ENDED 31 DECEMBER 2024

- Power over the investee (i.e., existing rights that give it the current ability to direct the relevant activities of the investee)
- Exposure, or rights, to variable returns from its involvement with the investee
- The ability to use its power over the investee to affect its returns

Generally, there is a presumption that a majority of voting rights results in control. To support this presumption and when the Group has less than a majority of the voting or similar rights of an investee, the Group considers all relevant facts and circumstances in assessing whether it has power over an investee, including:

- The contractual arrangement(s) with the other vote holders of the investee
- Rights arising from other contractual arrangements
- The Group's voting rights and potential voting rights

The Group re-assesses whether or not it controls an investee if facts and circumstances indicate that there are changes to one or more of the three elements of control. Consolidation of a subsidiary begins when the Group obtains control over the subsidiary and ceases when the Group loses control of the subsidiary. Assets, liabilities, income and expenses of a subsidiary acquired or disposed of during the year are included in the consolidated financial statements from the date the Group gains control until the date the Group ceases to control the subsidiary.

Profit or loss and each component of OCI are attributed to the equity holders of the parent of the Group and to the non-controlling interests, even if this results in the non-controlling interests having a deficit balance. When necessary, adjustments are made to the financial statements of subsidiaries to bring their accounting policies into line with the Group's accounting policies. All intra-group assets and liabilities, equity, income, expenses and cash flows relating to transactions between members of the Group are eliminated in full on consolidation.

A change in the ownership interest of a subsidiary, without a loss of control, is accounted for as an equity transaction.

If the Group loses control over a subsidiary, it derecognises the related assets (including goodwill), liabilities, non-controlling interest and other components of equity, while any resultant gain or loss is recognised in profit or loss. Any investment retained is recognised at fair value.

### c) Foreign currency translation

The presentation currency of the Company and its subsidiaries is United States Dollars. The functional currency of the Company and its subsidiaries is United States Dollars. Transactions in foreign currencies are initially recorded in the functional currency at the exchange rates ruling at the date of the transaction. Monetary assets and liabilities denominated in foreign currencies are retranslated at the rate of exchange ruling at the reporting date. All differences in the consolidated financial report are taken to the statement of profit or loss. Non-monetary items that are measured in terms of historical cost in a foreign currency are translated using the exchange rate as at the date of the initial transaction.

### d) Taxes

Current income tax assets and liabilities are measured at the amount expected to be recovered from or paid to the taxation authorities. The tax rates and tax laws used to compute the amount are those that are enacted or substantively enacted at the reporting date in the countries where the Group operates and generates taxable income.

Current income tax relating to items recognised directly in equity is recognised in equity and not in the statement of profit or loss. Management periodically evaluates positions taken in the tax returns with respect to situations in which applicable tax regulations are subject to interpretation and establishes provisions where appropriate.

Deferred income tax is recognised using the full liability balance sheet approach. Deferred income tax liabilities are recognised for all taxable temporary differences:

- except where the deferred income tax liability arises from the initial recognition of an asset or liability in a transaction that is not a business combination and, at the time of the transaction, affects neither the accounting profit nor taxable profit or loss; and

# NOTES TO THE FINANCIAL STATEMENTS

## NOTES TO THE FINANCIAL STATEMENTS FOR THE YEAR ENDED 31 DECEMBER 2024

- in respect of taxable temporary differences associated with investments in subsidiaries, associates and interests in joint ventures, except where the timing of the reversal of the temporary differences can be controlled and it is probable that the temporary differences will not reverse in the foreseeable future.

Deferred income tax assets are recognised for all deductible temporary differences, carry-forward of unused tax assets and unused tax losses, to the extent that it is probable that taxable profit will be available against which the deductible temporary differences, and the carry-forward of unused tax assets and unused tax losses can be utilised:

- except where the deferred income tax asset relating to the deductible temporary difference arises from the initial recognition of an asset or liability in a transaction that is not a business combination and, at the time of the transaction, affects neither the accounting profit nor taxable profit or loss; and
- in respect of deductible temporary differences associated with investments in subsidiaries, associates and interests in joint ventures, deferred tax assets are only recognised to the extent that it is probable that the temporary differences will reverse in the foreseeable future and taxable profit will be available against which the temporary differences can be utilised.

The carrying amount of deferred income tax assets is reviewed at each reporting date and reduced to the extent that it is no longer probable that sufficient taxable profit will be available to allow all or part of the deferred income tax asset to be utilised. Deferred income tax assets and liabilities are measured at the tax rates that are expected to apply to the year when the asset is realised or the liability is settled, based on tax rates (and tax laws) that have been enacted or substantively enacted at the reporting date. Income taxes relating to items recognised directly in equity are recognised in equity and not in the statement of profit or loss.

### e) Employee Benefits

Provision is made for employee benefits accumulated as a result of employees and directors rendering services up to the reporting date. These benefits include wages, salaries, and director fees. Employee benefits, expenses and revenues arising in respect of wages, salaries, and director fees are charged against profits on a gross basis.

### f) Cash and cash equivalents

Cash and short-term deposits in the statement of financial position comprise cash at bank and in hand and short-term deposits with original maturity of three months or less. For the purpose of the statement of cash flows, cash includes cash on hand and at call deposits with banks or financial institutions, net of bank overdrafts and investments in money market instruments with original maturity date of three months or less.

### g) Revenue

#### *Revenue from contracts with customers*

Revenue from oil sales from contracts with customers is recognised at a point in time when the control of the product is transferred to the customer, which is typically upon completion of the lifting (i.e. loading of the oil onto the tanker) by the customer, at an amount that reflects the consideration to which the Consolidated Entity expects to be entitled in exchange for those products.

#### *Interest revenue*

Interest revenue is recognised on a proportional basis using the effective interest rates method.

### h) Goods and Services Tax (GST)

Revenues, expenses and assets are recognised net of the amount of GST except: where the GST incurred on a purchase of goods and services is not recoverable from the taxation authority, in which case the GST is recognised as part of the cost of acquisition of the asset or as part of the expense item as applicable; and receivables and payables are stated with the amount of GST included. The net amount of GST recoverable from, or payable to, the taxation authority is included as part of receivables or payables in the statement of financial position. Commitments and contingencies are disclosed net of the amount of GST recoverable from, or payable to, the taxation authority. Cash flows are included in the statement of cash flows on a gross basis and the GST

# NOTES TO THE FINANCIAL STATEMENTS

## NOTES TO THE FINANCIAL STATEMENTS FOR THE YEAR ENDED 31 DECEMBER 2024

component of cash flows arising from the investing and financing activities, which is recoverable from, or payable to, the taxation authority are classified as operating cash flows.

### i) Impairment of non-current assets other than receivables

The Group assesses at each reporting date whether there is an indication that a non-current asset may be impaired. If any such indication exists, or when annual impairment testing for an asset is required, the Group makes an estimate of the asset's recoverable amount. An asset's recoverable amount is the higher of its fair value less costs to sell and its value in use and is determined for an individual asset, unless the asset does not generate cash inflows that are largely independent of those from other assets or groups of assets and the asset's value in use cannot be estimated to be close to its fair value. In such cases the asset is tested for impairment as part of the cash generating unit to which it belongs. When the carrying amount of an asset or cash-generating unit exceeds its recoverable amount, the asset or cash-generating unit is considered impaired and is written down to its recoverable amount. In assessing value in use, the estimated future cash flows are discounted to their present value using a pre-tax discount rate that reflects current market assessments of the time value of money and the risks specific to the asset.

Impairment losses relating to continuing operations are recognised in those expense categories consistent with the function of the impaired asset unless the asset is carried at revalued amount (in which case the impairment loss is treated as a revaluation decrease).

An assessment is also made at each reporting date as to whether there is any indication that previously recognised impairment losses may no longer exist or may have decreased. If such indication exists, the recoverable amount is estimated. A previously recognised impairment loss is reversed only if there has been a change in the estimates used to determine the asset's recoverable amount since the last impairment loss was recognised. If that is the case the carrying amount of the asset is increased to its recoverable amount. That increased amount cannot exceed the carrying amount that would have been determined, net of depreciation, had no impairment loss been recognised for the asset in prior years. Such reversal is recognised in profit or loss unless the asset is carried at revalued amount, in which case the reversal is treated as a revaluation increase. After such a reversal the depreciation charge is adjusted in future periods to allocate the asset's revised carrying amount, less any residual value, on a systematic basis over its remaining useful life.

### j) Leases

#### The Group as lessee

At inception of a contract, the Group assesses if the contract contains or is a lease. If there is a lease present, a right-of-use asset and a corresponding lease liability are recognised by the Group where the Group is a lessee. However, all contracts that are classified as short-term leases (i.e. a lease with a remaining lease term of 12 months or less) and leases of low-value assets are recognised as an operating expenses on a straight-line basis over the term of the lease.

Initially the lease liability is measured at the present value of the lease payments still to be paid at the commencement date. The lease payments are discounted at the interest rate implicit in the lease. If this rate cannot be readily determined, the Group uses the incremental borrowing rate.

Lease payments included in the measurement of the lease liability are as follows:

- fixed lease payments less any lease incentives;
- variable lease payments that depend on an index or rate, initially measured using the index or rate at the commencement date;
- the amount expected to be payable by the lessee under residual value guarantees;
- the exercise price of purchase options, if the lessee is reasonably certain to exercise the options;
- lease payments under extension options, if the lessee is reasonably certain to exercise the options; and
- payments of penalties for terminating the lease, if the lease term reflects the exercise of an option to terminate the lease.

# NOTES TO THE FINANCIAL STATEMENTS

## NOTES TO THE FINANCIAL STATEMENTS FOR THE YEAR ENDED 31 DECEMBER 2024

The right-of-use assets comprise the initial measurement of the corresponding lease liability, any lease payments made at or before the commencement date and any initial direct costs. The subsequent measurement of the right-of-use assets is at cost less accumulated depreciation and impairment losses.

Right-of-use assets are depreciated over the lease term or useful life of the underlying asset, whichever is the shortest.

Where a lease transfers ownership of the underlying asset or the cost of the right-of-use asset reflects that the Group anticipates to exercise a purchase option, the specific asset is depreciated over the useful life of the underlying asset.

Where a lease transfers ownership of the underlying asset or the cost of the right-of-use asset reflects that the Group anticipates to exercise a purchase option, the specific asset is depreciated over the useful life of the underlying asset.

### k) Issued capital

Issued and paid up capital is recognised at the fair value of the consideration received by the company. Any transaction costs arising on the issue of ordinary shares are recognised directly in equity as a reduction of the share proceeds received.

### l) Property, Plant and Equipment

Plant and equipment is stated at cost, net of accumulated depreciation and accumulated impairment losses, if any. Such cost includes the cost of replacing part of the plant and equipment and borrowing costs for long-term construction projects if the recognition criteria are met. When significant parts of plant and equipment are required to be replaced at intervals, the Group depreciates them separately based on their specific useful lives. Likewise, when a major inspection is performed, its cost is recognised in the carrying amount of the plant and equipment as a replacement if the recognition criteria are satisfied. All other repair and maintenance costs are recognised in profit or loss as incurred:

Plant and equipment – over 2 to 15 years

An item of property, plant and equipment is derecognised upon disposal or when no further future economic benefits are expected from its use or disposal. Any gain or loss arising on derecognition of the asset (calculated as the difference between the net disposal proceeds and the carrying amount of the asset) is included in profit or loss in the year the asset is derecognised.

### m) Oil & Gas Properties

Oil & Gas Properties are stated at cost less accumulated depreciation, depletion and amortisation and impairment. Cost includes expenditure that is directly attributable to the development of the oil and gas properties.

Depreciation, depletion and amortisation is calculated based on a unit of production basis over recoverable reserves. Recoverable reserves are subject to review annually. The recoverable reserves are estimates calculated from available production and reservoir data and are subject to change. A significant change in estimate could give rise to a material adjustment to the carrying amounts of assets and liabilities in the next annual reporting period.

### n) Trade and other receivables

Trade receivable (without a significant financing component) are initially recognised at their transaction price and all other receivables are initially measured at fair value. Receivables are measured at amortised cost if it meets both of the following conditions and is not designated as at fair value through profit or loss:

- it is held within a business model with the objective to hold assets to collect contractual cash flows; and
- its contractual terms give rise on specified dates to cash flows that are solely payments of principal and interest on the principal amount outstanding.

# NOTES TO THE FINANCIAL STATEMENTS

## NOTES TO THE FINANCIAL STATEMENTS FOR THE YEAR ENDED 31 DECEMBER 2024

For the purposes of the assessment whether contractual cash flows are solely payments of principal and interest, 'principal' is defined as the fair value of the financial asset on initial recognition. 'Interest' is defined as consideration for the time value of money and for the credit risk associated with the principal amount outstanding during a particular period of time and for other basic lending risks and costs (e.g. liquidity risk and administrative costs), as well as a profit margin.

In assessing whether the contractual cash flows are solely payments of principal and interest, the Group considers the contractual terms of the instrument. This includes assessing whether the financial asset contains a contractual term that could change the timing or amount of contractual cash flows such that it would not meet this condition. In making this assessment, the Group considers:

- contingent events that would change the amount or timing of cash flows;
- terms that may adjust the contractual coupon rate, including variable rate features;
- prepayment and extension features; and
- terms that limit the Group's claim to cash flows from specified assets (e.g. non recourse features).

The Group recognises an allowance for expected credit losses ("ECLs") for all receivables not held at fair value through profit or loss. ECLs are based on the difference between the contractual cash flows due in accordance with the contract and all the cash flows that the Group expects to receive, discounted at an approximation of the original effective interest rate ("EIR").

ECLs are recognised in two stages. For credit exposures for which there has not been a significant increase in credit risk since initial recognition, ECLs are provided for credit losses that result from default events that are possible within the next 12-months (a 12-month ECL). For those credit exposures for which there has been a significant increase in credit risk since initial recognition, a loss allowance is required for credit losses expected over the remaining life of the exposure, irrespective of the timing of the default (a lifetime ECL).

For trade receivables and other receivables due in less than 12 months, the Group applies the simplified approach in calculating ECLs, as permitted by IFRS 9. Therefore, the Group does not track changes in credit risk, but instead, recognises a loss allowance based on the financial asset's lifetime ECL at each reporting date. The Group has established a provision matrix that is based on its historical credit loss experience, adjusted for forward-looking factors specific to the debtors and the economic environment. For any other financial assets carried at amortised cost (which are due in more than 12 months), the ECL is based on the 12-month ECL. The 12-month ECL is the proportion of lifetime ECLs that results from default events on a financial instrument that are possible within 12 months after the reporting date. However, when there has been a significant increase in credit risk since origination, the allowance will be based on the lifetime ECL. When determining whether the credit risk of a financial asset has increased significantly since initial recognition and when estimating ECLs, the Group considers reasonable and supportable information that is relevant and available without undue cost or effort. This includes both quantitative and qualitative information and analysis, based on the Group's historical experience and informed credit assessment including forward-looking information.

The Group considers a financial asset in default when contractual payments are 90 days past due. However, in certain cases, the Group may also consider a financial asset to be in default when internal or external information indicates that the Group is unlikely to receive the outstanding contractual amounts in full before taking into account any credit enhancements held by the Group. A financial asset is written off when there is no reasonable expectation of recovering the contractual cash flows and usually occurs when past due for more than one year and not subject to enforcement activity.

o) Trade and other payables

Trade payables and other payables are recognised initially at fair value.

Subsequent measurement is at amortised cost and is done using the EIR method. Gains and losses are recognised in profit or loss when the liabilities are derecognised as well as through the EIR amortisation process.

p) Inventories

Inventories are valued at the lower of cost and net realisable value.

Costs incurred in bringing each product to its present location and condition are accounted for, as follows:

# NOTES TO THE FINANCIAL STATEMENTS

## NOTES TO THE FINANCIAL STATEMENTS FOR THE YEAR ENDED 31 DECEMBER 2024

- Crude oil inventories: cost of direct materials, direct labour, transportation costs, and variable and fixed overhead costs relating to production activities.
- Raw materials: purchase cost on a first-in/first-out basis

Net realisable value is the estimated selling price in the ordinary course of business, less estimated costs of completion and the estimated costs necessary to make the sale.

### q) Borrowing costs

Borrowing costs directly attributable to the acquisition, construction or production of a qualifying asset (i.e. an asset that necessarily takes a substantial period of time to get ready for its intended use or sale) are capitalised as part of the cost of that asset. All other borrowing costs are expensed in the period they occur. Borrowing costs consist of interest and other costs that an entity incurs in connection with the borrowing of funds.

### r) Exploration, Evaluation and Development Expenditure

Exploration, evaluation and development expenditure incurred is accumulated in respect of each identifiable area of interest. These costs are only carried forward to the extent that they are expected to be recouped through the successful development of the area; or where activities in the area have not yet reached a stage that permits reasonable assessment of the existence of economically recoverable reserves.

Accumulated costs in relation to an abandoned area are written off in full against profit in the year in which the decision to abandon the area is made. When production commences, the accumulated costs for the relevant area of interest are moved to oil and gas properties, and are then amortised over the life of the area according to the rate of depletion of the economically recoverable reserves. A regular review is undertaken of each area of interest to determine the appropriateness of continuing to carry forward costs in relation to that area of interest.

On farm-out transactions during the exploration and evaluation phase of the asset, the Group does not record any expenditure made by the farmee on its account. It also does not recognise any gain or loss on its exploration and evaluation farm-out arrangements, but redesignates any costs previously capitalised in relation to the whole interest as relating to the partial interest retained. Any cash consideration received directly from the farmee is credited against costs previously capitalised in relation to the whole interest with any excess accounted for by the farmor as a gain on disposal.

Farm-outs and carried interest— in the exploration and evaluation phase

For carried interests Lion recognises the expenditure when they are providing the carry to the other parties. Where the Group are being carried Lion does not recognise any expenditure paid or to be paid for on their behalf.

### s) Provision for site restoration

A provision is made for the obligation to restore operating locations. The provision is first recognised in the period in which the obligation arises. The nature of restoration activities includes the removal of facilities, abandonment of wells and restoration of affected areas.

Restoration provisions are updated annually, with the corresponding movement recognised against the related oil and gas properties.

Over time, the liability is increased for the change in the present value based on a pre-tax discount rate appropriate to the risks inherent in the liability. The unwinding of the discount is recorded as an accretion charge within finance costs. The carrying amount capitalised in oil and gas properties is depreciated over the useful life of the related asset.

Costs incurred that relate to an existing condition caused by past operations and do not have a future economic benefit are expensed.

### t) Share-based payment transactions

The Group provides benefits to employees (including directors) of the Group in the form of share-based payment transactions, whereby employees render services in exchange for shares, options or performance rights over shares ('equity-settled transactions'). There is currently an Employee Share Option Plan (ESOP) in place to provide these benefits, which provides benefits to directors and executives.

# NOTES TO THE FINANCIAL STATEMENTS

## NOTES TO THE FINANCIAL STATEMENTS FOR THE YEAR ENDED 31 DECEMBER 2024

The cost of these equity-settled transactions with employees is measured by reference to the fair value at the date at which they are granted. The fair value is determined by using a Black Scholes model for options and a Monte Carlo simulation model for performance rights.

In valuing equity-settled transactions, no account is taken of any performance conditions, other than conditions linked to the price of the shares of the Company ('market conditions'). The cost of equity-settled transactions is recognised, together with a corresponding increase in equity, over the period in which the performance conditions are fulfilled, ending on the date on which the relevant employees become fully entitled to the award ('vesting date'). The cumulative expense recognised for equity-settled transactions at each reporting date until vesting date reflects (i) the extent to which the vesting period has expired and (ii) the number of awards that, in the opinion of the directors of the Group, will ultimately vest. This opinion is formed based on the best available information at reporting date. No adjustment is made for the likelihood of market performance conditions being met as the effect of these conditions is included in the determination of fair value at grant date. No expense is recognised for awards that do not ultimately vest, except for awards where vesting is conditional upon a market condition.

Where the terms of an equity-settled award are modified, as a minimum an expense is recognised as if the terms had not been modified. In addition, an expense is recognised for any increase in the value of the transaction as a result of the modification, as measured at the date of modification. Where an equity-settled award is cancelled, it is treated as if it had vested on the date of cancellation, and any expense not yet recognised for the award is recognised immediately. However, if a new award is substituted for the cancelled award, and designated as a replacement award on the date that it is granted, the cancelled and new award are treated as if they were a modification of the original award, as described in the previous paragraph. The dilutive effect, if any, of outstanding options is reflected as additional share dilution in the computation of earnings per share.

### u) Earnings per share

Basic earnings per share is calculated as net profit attributable to members of the parent, adjusted to exclude any costs of servicing equity (other than dividends) and preference share dividends, divided by the weighted average number of ordinary shares, adjusted for any bonus element. Diluted earnings per share is calculated as net profit attributable to members of the parent, adjusted for: costs of servicing equity (other than dividends) and preference share dividends; the after tax effect of dividends and interest associated with dilutive potential ordinary shares that have been recognised as expenses; and other non-discretionary changes in revenues or expenses during the period that would result from the dilution of potential ordinary shares; divided by the weighted average number of ordinary shares and dilutive potential ordinary shares, adjusted for any bonus element.

### v) Interests in Joint Arrangements

Joint ventures represent the contractual sharing of control between parties in a business venture where unanimous decisions about relevant activities are required.

Joint operations represent arrangements whereby joint operators maintain direct interests in each asset and exposure to each liability of the arrangement. The Group's interests in the assets, liabilities, revenue and expenses of the joint operations are included in the respective line items of the financial statements. Information about the joint arrangements is set out in Note 25.

All of the Group's current joint arrangements are treated as joint operations.

### w) Business Combinations

The Group applies the acquisition method in accounting for business combinations. The consideration transferred by the Group to obtain control of a subsidiary is calculated as the sum of the acquisition-date fair values of assets transferred, liabilities incurred and the equity interests issued by the Group, which includes the fair value of any asset or liability arising from a contingent consideration arrangement. Acquisition costs are expensed as incurred.

The Group recognises identifiable assets acquired and liabilities assumed in a business combination regardless of whether they have been previously recognised in the acquiree's financial statements prior to the acquisition. Assets acquired and liabilities assumed are generally measured at their acquisition-date fair values.

Goodwill is stated after separate recognition of identifiable intangible assets. It is calculated as the excess of the sum of (a) fair value of consideration transferred, (b) the recognised amount of any non-controlling interest in the acquiree, and (c) acquisition-date fair value of any existing equity interest in the acquiree, over the acquisition-

# NOTES TO THE FINANCIAL STATEMENTS

## NOTES TO THE FINANCIAL STATEMENTS FOR THE YEAR ENDED 31 DECEMBER 2024

date fair values of identifiable net assets. If the fair values of identifiable net assets exceed the sum calculated above, the excess amount (i.e. gain on a bargain purchase) is recognised in profit or loss immediately.

### x) Convertible Notes

The component of the convertible notes that exhibits characteristics of a liability is recognised as a liability in the statement of financial position, net of transaction costs.

On the issue of the convertible notes the fair value of the liability component is determined using a market rate for an equivalent non-convertible bond and this amount is carried as a non-current liability on the amortised cost basis until extinguished on conversion or redemption. The increase in the liability due to the passage of time is recognised as a finance cost. The remainder of the proceeds are allocated to the conversion option that is recognised and included in shareholders equity as a convertible note reserve, net of transaction costs. The carrying amount of the conversion option is not remeasured in the subsequent years. The corresponding interest on convertible notes is expensed to profit or loss.

### y) Significant accounting judgements, estimates and assumptions

#### Significant accounting judgements

In the process of applying the Group's accounting policies, management has made the following judgements, apart from those involving estimations, which have the most significant effect on the amounts recognised in the financial statements:

#### Exploration and evaluation assets

The Group's accounting policy for exploration and evaluation expenditure is set out above. The application of this policy necessarily requires management to make certain estimates and assumptions as to future events and circumstances, in particular the assessment of whether economic quantities of reserves are found. Any such estimates and assumptions may change as new information becomes available. If, after having capitalised expenditure under our policy, the Group concludes that it is unlikely to recover the expenditure by future exploitation or sale, then the relevant capitalised amount will be written off to the statement of profit or loss and other comprehensive income.

#### Taxation

Balances disclosed in the financial statements and the notes thereto, related to taxation, are based on the best judgments of directors. These judgments take into account both the financial performance and position of the Company as they pertain to current income taxation legislation, and the directors understanding thereof. No adjustment has been made for pending or future taxation legislation. The current income tax position represents that directors' best judgment, pending an assessment by the Australian Taxation Office.

#### Joint arrangements

Judgement is required to determine when the Group has joint control, which requires an assessment of the relevant activities and when the decisions in relation to those activities require unanimous consent. The Group has determined that the relevant activities for its joint arrangements relate to the operating and capital decisions of the arrangement, such as: the approval the capital expenditure programme for each year, and appointing, remunerating and terminating the key management personnel of, or service providers to, the joint arrangement. The considerations made in determining joint control are similar to those necessary to determine control over subsidiaries.

Judgement is also required to classify a joint arrangement as either a joint operation or joint venture. Classifying the arrangement requires the Group to assess their rights and obligations arising from the arrangement. Specifically, it considers:

- The structure of the joint arrangement – whether it is structured through a separate vehicle
- When the arrangement is structured through a separate vehicle, the Group also considers the rights and obligations arising from:
  - The legal form of the separate vehicle
  - The terms of the contractual arrangement

# NOTES TO THE FINANCIAL STATEMENTS

## NOTES TO THE FINANCIAL STATEMENTS FOR THE YEAR ENDED 31 DECEMBER 2024

- Other facts and circumstances (when relevant)

This assessment often requires significant judgement, and a different conclusion on joint control and also whether the arrangement is a joint operation or a joint venture, may materially impact the accounting.

### Significant accounting estimates and assumptions

The carrying amounts of certain assets and liabilities are often determined based on estimates and assumptions of future events. The key estimates and assumptions that have a significant risk of causing a material adjustment to the carrying amounts of certain assets and liabilities within the next annual reporting period are:

### Key Estimates – Impairment of oil & gas properties

In determining the recoverable amount of assets, in the absence of quoted market prices, estimations are made regarding the present value of future cash flows. For oil and gas assets, expected future cash flow estimation is based on reserves, future production profiles, commodity prices and costs. These estimates and assumptions are subject to risk and uncertainty. Therefore, there is a possibility that changes in circumstances will impact these projections, which may impact the recoverable amount of the oil & gas assets.

### Key Estimates – Reserves estimates

Estimates of recoverable quantities of proven and probable reserves include assumptions regarding commodity prices, exchange rates, discount rates and production and transportation costs for future cash flows. It also requires interpretation of geological and geophysical models in order to make an assessment of the size, shape, depth and quality of reservoirs and their anticipated recoveries. The economic, geological and technical factors used to estimate reserves may change from period to period. Changes in reported reserves can impact asset carrying values, the provision for restoration and the recognition of deferred tax assets, due to changes in expected future cash flows. Reserves are integral to the amount of depreciation, depletion and amortisation charged to the income statement and the calculation of inventory.

### Key Estimates - Deferred taxes

Deferred tax assets are recognised for unused tax losses to the extent that it is probable that taxable profit will be available against which the losses can be utilised. An estimation is required to determine the amount of deferred tax assets that can be recognised, based upon the likely timing and the level of future taxable profits, together with future tax planning strategies.

### Key Estimates - Equity settled transactions

The Group measures the cost of equity-settled transactions by reference to the fair value of the equity instruments at the date at which they are granted. The fair value of ordinary shares is determined with reference to the Company's share price on the ASX. The Group measures the fair value of options at the grant date using a Black Scholes formula taking into account the terms and conditions upon which the instruments were granted.

## NOTE 2. GOING CONCERN BASIS

The financial statements have been prepared on a going concern basis, which contemplates the continuity of normal business activity, realisation of assets and the settlement of liabilities in the normal course of business. The Consolidated Entity incurred a net loss before income tax of \$867,977 (2023: \$1,406,691) and expended a net operating cash outflow of \$1,252,345 (2023: \$1,289,556) for the year to 31 December 2024.

The Consolidated Entity is currently in a positive net current asset position of \$1,887,558 (2023: \$2,600,596).

Management has prepared a cash flow forecast for a period of 12 months beyond the sign off date of this financial report and the forecast indicates that it may need to secure additional funding within this period. The financial statements have been prepared on the basis that the entity is a going concern, which contemplates the continuity of normal business activity, realisation of assets and settlement of liabilities in the normal course of business for the following reasons:

- The Group has a proven history of successfully raising capital;
- The Directors believe that there is sufficient cash available for the Group to continue operating until it can raise sufficient further capital to fund its ongoing activities; and
- Cash spending can be reduced or slowed below its current rate if required.

# NOTES TO THE FINANCIAL STATEMENTS

## NOTES TO THE FINANCIAL STATEMENTS FOR THE YEAR ENDED 31 DECEMBER 2024

Based on the cash flow forecasts and other factors referred to above, the directors are satisfied that the going concern basis of preparation is appropriate. In particular, given the Company's history of raising capital to date, the directors are satisfied of the Company's ability to raise additional funds as and when they are required.

Should the Company be unable to raise sufficient funds, there is material uncertainty whether it would continue as a going concern and therefore whether it would realise its assets and extinguish its liabilities other than in the normal course of business and at amounts different to those stated in the financial statements. The financial statements do not include any adjustments relating to the recoverability and classification of recorded asset amounts or to the amounts or classification of liabilities that might result should the Company be unable to continue as a going concern and meet its debts as and when they fall due.

### NOTE 3. GLOSSARY

The following abbreviations are used throughout this report:

the Company or Parent Entity	Lion Energy Limited
Consolidated Entity or the Group	Lion Energy Limited and its controlled entities

Consolidated Entity	
31 December 2024	31 December 2023
\$	\$

### NOTE 4. REVENUE AND EXPENSES

The loss before income tax expense includes the following revenues and expenses where disclosure is relevant in explaining the performance of the Group:

#### REVENUE

Revenue from contracts with customers - Oil sales	522,386	610,232
Management fees	60,000	60,000
	<u>582,386</u>	<u>670,232</u>

The oil sales revenue relates to liftings from the Seram (Non-Bula) PSC located in Indonesia are recognised at point in time.

#### EXPENSES

##### Cost of goods sold:

Production costs	359,404	361,114
Depreciation, Depletion, Amortisation	12,835	12,462
	<u>372,239</u>	<u>373,576</u>

##### Administration and employee benefit expenses:

Consultants	104,220	170,430
Legal expenses	51,931	16,357
Professional fees	225,277	191,374
Rental costs	3,634	4,317
Travel	82,794	56,586
Wages, salaries and directors fee	526,860	578,413
Share based payment expense	59,311	104,590
Other administration expenses	163,639	183,417
	<u>1,217,666</u>	<u>1,305,484</u>

##### Impairment – Oil & Gas Assets

Impairment of oil & gas properties	40,441	463,679
Impairment of oil & gas other assets	150,034	-
	<u>190,475</u>	<u>463,679</u>

For personal use only

# NOTES TO THE FINANCIAL STATEMENTS

## NOTES TO THE FINANCIAL STATEMENTS FOR THE YEAR ENDED 31 DECEMBER 2024

Consolidated Entity	
31 December 2024	31 December 2023
\$	\$

### NOTE 5. INCOME TAX

A reconciliation between the tax expense and the product of accounting loss before income tax multiplied by the Group's applicable income tax rate is as follows:

<b>LOSS FROM CONTINUING OPERATIONS</b>	(867,977)	(1,406,691)
Prima facie income tax benefit on operating loss calculated at 25% (2023:25%)	(216,994)	(351,673)
Non-deductible expenses	145,762	75,764
Amortisation of convertible note transaction costs	-	-
Difference of effective foreign income tax rates	(2,817)	169
Income tax benefit not brought to account	74,049	275,740
Prior year under provision	-	-
<b>INCOME TAX EXPENSE FROM CONTINUING OPERATIONS</b>	<b>-</b>	<b>-</b>

Deferred tax balances as at 31 December 2024 were not recognised in the statement of financial position. These relate to the deferred tax assets from the following accounts:

Unrecognised deferred tax asset – temporary differences	12,929	9,370
Unrecognised deferred tax asset – equity	2,642	5,284
Unrecognised deferred tax asset – revenue losses	4,258,722	4,241,395
Unrecognised deferred tax asset – capital losses	371,949	371,949
<b>DEFERRED TAX ASSET NOT BROUGHT TO ACCOUNT</b>	<b>4,646,242</b>	<b>4,627,998</b>

The Group's unused tax losses that arose from revenue primarily relates to those incurred by the parent company based in Australia of AUD \$13,967,041 (2023: AUD \$13,933,836) that are available indefinitely for offsetting against future taxable profits of the parent, subject to the parent entity meeting the required tax loss recoupment rules at that time.

The Group has unused capital losses of US \$1,487,796 (2023: US \$1,487,796) that arose mainly from the loan related transactions in the prior years and are available for offsetting against future taxable capital gains of parent company, subject to the parent entity meeting the required tax loss recoupment rules at that time.

### NOTE 6. LOSS PER SHARE

*Both basic and diluted EPS have been calculated using the following variables:*

Loss used in the calculation of basic/diluted EPS	(867,977)	(1,406,691)
Weighted average number of ordinary shares outstanding during the period used in the calculation of basic/diluted earnings per share	438,139,834	426,110,223
<b>Basic and diluted loss per share (cents per share)</b>	<b>(0.198)</b>	<b>(0.33)</b>

# NOTES TO THE FINANCIAL STATEMENTS

## NOTES TO THE FINANCIAL STATEMENTS FOR THE YEAR ENDED 31 DECEMBER 2024

	Consolidated Entity	
	2024 \$	2023 \$
<b>NOTE 7. TRADE AND OTHER RECEIVABLES</b>		
<b>Current</b>		
Trade debtors	278,288	336,091
Deposits – Equipment	511,348	755,000
Other debtors	-	84,360
Receivable from joint venture partners – H2	280,845	-
	<u>1,070,481</u>	<u>1,175,451</u>
<b>Non-Current</b>		
Performance bonds collateral	122,250	122,250
Deposit with SKK Migas	60,000	60,000
	<u>182,250</u>	<u>182,250</u>

### Performance bonds collateral:

Lion has lodged collateral to support its exploration commitments in the production commitments in the Seram (Non-Bula) PSC of \$122,250. Lion expects the collateral will be refunded in 2026, upon completion of the minimum work obligations.

### Deposit with SKK Migas:

Under the East Seram PSC, Lion provided a \$100,000 deposit to SKK Migas for administrative and technical purposes. As a result of the farmout of East Seram PSC dated 25 September 2019, Lion received \$40,000 from the Farm-in partner for its share of the deposit.

### Receivable from joint venture partners – H2:

On 26 August 2024 Lion H2 Energy Joint Development, owned by Lion H2 Energy Pty Limited, divested 50% of the operations of Lion H2 Energy Joint Development (also known as Green Hydrogen project). The joint development agreement stipulates proportionate contributions between all parties. As at 31 December 2024, there is a total of \$240,162 owed to the Group from JV parties to align proportionate contributions between all parties pursuant to the joint development agreement.

All of the Group's trade and other receivables have been reviewed for indicators of impairment. No receivables were found to be past due or impaired.

## NOTE 8. INVENTORIES

Oil in Storage	9,384	12,008
Inventory - materials	-	248,964
<b>TOTAL</b>	<u>9,384</u>	<u>260,972</u>

# NOTES TO THE FINANCIAL STATEMENTS

## NOTES TO THE FINANCIAL STATEMENTS FOR THE YEAR ENDED 31 DECEMBER 2024

	Consolidated Entity	
	2024	2023
	\$	\$
<b>NOTE 9. PROPERTY, PLANT &amp; EQUIPMENT</b>		
Assets under construction	2,047,557	2,046,752
Plant & equipment	813	1,081
<b>TOTAL</b>	<b>2,048,370</b>	<b>2,047,833</b>
<b>MOVEMENTS IN THE CARRYING AMOUNT OF ASSETS UNDER CONSTRUCTION</b>		
At the beginning of the year	2,046,752	-
Capitalised during the period	1,680,437	2,046,752
Partial Derecognition of joint arrangement (refer note 29)	(1,679,633)	-
At the end of the year	2,047,557	2,046,752
<b>NOTE 10. CAPITALISED EXPLORATION AND EVALUATION EXPENDITURE</b>		
Capitalised exploration and evaluation expenditure	2,496,687	2,424,051
<b>TOTAL</b>	<b>2,496,687</b>	<b>2,424,051</b>
<b>MOVEMENTS IN THE CARRYING AMOUNT OF CAPITALISED EXPLORATION AND EVALUATION EXPENDITURE</b>		
At the beginning of the financial period	2,424,051	1,447,839
Expenditure during the period	72,636	976,212
AT THE END OF THE FINANCIAL PERIOD	2,496,687	2,424,051
Capitalised exploration and evaluation expenditure above includes costs incurred in carrying out joint studies and submitting joint study applications to Indonesian authorities over the East Seram Joint Study, that was converted to a PSC in 2018, which continues to be carried forward at its full cost. This East Seram PSC has an initial term of six years.		
<b>NOTE 11. OIL AND GAS PROPERTIES</b>		
Oil and gas properties at cost	3,623,319	3,578,365
Accumulated depreciation, depletion, amortisation and impairment	(3,623,319)	(3,578,365)
<b>TOTAL</b>	<b>-</b>	<b>-</b>
<b>MOVEMENTS IN THE CARRYING AMOUNT OF OIL AND GAS PROPERTIES</b>		
At the beginning of the financial period	-	-
Expenditure during the period	44,954	476,141
Depreciation, Depletion & Amortisation	(4,513)	(12,462)
Impairment	(40,441)	(463,679)
AT THE END OF THE FINANCIAL PERIOD	-	-

This asset relates to the Seram (Non-Bula) PSC. The PSC was originally due to expire on 31 October 2019. An extension was granted for an additional 20 years. Lion Energy holds 2.5% of this PSC (2023: 2.5%). As part of the Group's assessment of impairment of oil & gas properties in 2023, it identified that the carrying value exceeded its recoverable value and have therefore impaired the entire asset as at that balance date. The impairment assessment resulted in this

# NOTES TO THE FINANCIAL STATEMENTS

## NOTES TO THE FINANCIAL STATEMENTS FOR THE YEAR ENDED 31 DECEMBER 2024

condition due to the volatile oil price environment and forecasted exploration related expenditure required to maintain the PSC in good standing.

	Consolidated Entity	
	2024	2023
	\$	\$
<b>NOTE 12. TRADE AND OTHER PAYABLES</b>		
Trade and other payables	223,316	897,374
<b>TOTAL</b>	<u>223,316</u>	<u>897,374</u>

## NOTE 13. BORROWINGS

Convertible note	871,198	-
<b>TOTAL</b>	<u>871,198</u>	<u>-</u>

## MOVEMENTS IN THE CARRYING AMOUNT OF CONVERTIBLE NOTES

	Number	\$
At inception:	1,600,000	849,855
Finance expense accretion	-	80,633
Impact of foreign exchange	-	(59,290)
<b>AT THE END OF THE FINANCIAL PERIOD</b>	<u>1,600,000</u>	<u>871,198</u>

During the year, the Company issued 1,600,000 convertible notes with a face value of AUD \$1,600,000 to investors (announced 28 May 2024). Each note was issued with the following terms:

- Face value of AUD \$1 per note
- Maturity date: 31 December 2025
- Security: Unsecured
- Conversion: At the option of the holders, subject to applicable laws including the ASX listing rules
- Conversion price of AUD \$0.027 per share
- Interest: Nil (an implied interest rate of 15% per annum was used to value the debt component)

## NOTE 14. LEASES

Right-of use asset	401,008	-
Accumulated depreciation	(13,286)	-
<b>Total</b>	<u>387,722</u>	<u>-</u>
Lease liability (current)	50,786	-
Lease liability (non-current)	345,575	-
<b>TOTAL</b>	<u>396,361</u>	<u>-</u>

During the year, the Company entered into a lease agreement for office space at the Port of Brisbane to further the Lion H2 Energy Joint Development (Green Hydrogen Project), which presently the group owns 50%:

- Commencement date 1 September 2024
- Expiry date: 1 September 2034
- Fixed Rent Increase on anniversary: 5.00%
- Monthly rent: \$13,466
- Incremental borrowing rate: 9.02%

# NOTES TO THE FINANCIAL STATEMENTS

## NOTES TO THE FINANCIAL STATEMENTS FOR THE YEAR ENDED 31 DECEMBER 2024

### NOTE 15. PROVISION FOR RESTORATION (NON-CURRENT)

	Consolidated Entity	
	2024	2023
Provision for restoration	\$ 207,268	\$ 203,725
<b>TOTAL</b>	<b>207,268</b>	<b>203,725</b>

### NOTE 16. ISSUED CAPITAL

452,176,733 (2023: 436,986,759) fully paid ordinary shares 59,479,199 59,278,537

#### MOVEMENTS IN ISSUED CAPITAL

	Shares		\$	
	2024	2023	2024	2023
At the beginning of the period	436,986,759	426,110,223	59,278,537	59,092,014
Shares issued to consultants in lieu of cash	15,189,974	10,876,536	200,662	186,523
Share issue expenses	-	-	-	-
<b>AT THE END OF THE FINANCIAL PERIOD</b>	<b>452,176,733</b>	<b>436,986,759</b>	<b>59,479,199</b>	<b>59,278,537</b>

#### CAPITAL MANAGEMENT

Management controls the capital of the Group comprising the liquid assets held by the Group in order to maintain an appropriate debt to equity ratio, provide the shareholders with adequate returns and ensure that the Group can fund its operations and continue as a going concern. For the purpose of the Group's capital management, capital includes issued capital and all other equity reserves. The Group includes within net debt, trade and other payables. There are no externally imposed capital requirements. Management effectively manages the Group's capital by assessing the Group's financial risks and adjusting its capital structure in response to changes in these risks and in the market. These responses include the management of debt levels, distributions to shareholders and share issues. There have been no changes in the strategy adopted by management to control the capital of the Group since the prior year.

#### TERMS AND CONDITIONS OF CONTRIBUTED EQUITY

Ordinary shares have the right to receive dividends as declared and, in the event of winding up the Company, to participate in the proceeds from sale of all surplus assets in proportion to the number of, and amounts paid up, of shares held. Ordinary shares entitle their holder to one vote, either in person or by proxy, at any meeting of the Company.

# NOTES TO THE FINANCIAL STATEMENTS

## NOTES TO THE FINANCIAL STATEMENTS FOR THE YEAR ENDED 31 DECEMBER 2024

	Consolidated Entity	
	2024	2023
	\$	\$
<b>NOTE 17. RESERVES</b>		
Option premium reserve	(27,070)	(27,070)
Share based payment reserve	83,666	338,205
Convertible note reserve (note 13)	206,475	-
Currency translation reserve	2,732,655	2,932,387
<b>TOTAL</b>	<b>2,995,726</b>	<b>3,243,522</b>

### MOVEMENTS IN SHARE BASED PAYMENT RESERVE

At the beginning of the financial period	338,205	2,570,890
Options issued for the financial year	-	-
Vesting of share based payments for the financial year	59,311	104,590
Expiry of share based payments	(313,850)	(2,337,275)
<b>AT THE END OF THE FINANCIAL PERIOD</b>	<b>83,666</b>	<b>338,205</b>

### MOVEMENTS IN CURRENCY TRANSLATION RESERVE

At the beginning of the financial period	2,932,387	2,863,272
Addition/transfer	(199,732)	69,115
<b>AT THE END OF THE FINANCIAL PERIOD</b>	<b>2,732,655</b>	<b>2,932,387</b>

The option premium reserve is used to accumulate the fair value of options issued and premiums received on the issue of options.

The share based payment reserve was used to record the value of performance rights issued to key management personnel.

The foreign currency translation reserve was used to record the exchange differences arising from the translation of functional currencies to the presentation currency of USD.

The convertible note reserve is used to record the differences between the fair value of debt and the face value of convertible notes classified as compound financial instruments.

### MOVEMENTS IN THE NUMBER OF OPTIONS AND PERFORMANCE RIGHTS

	Options		Performance Rights	
	2024	2023	2024	2023
At the beginning of the period	75,000,000	177,926,689	15,342,500	15,342,500
Issuance of performance rights	-	-	23,000,000	-
Expiry of options / performance rights	-	(102,926,689)	(15,342,500)	-
<b>AT THE END OF THE FINANCIAL PERIOD</b>	<b>75,000,000</b>	<b>75,000,000</b>	<b>23,000,000</b>	<b>15,342,500</b>

For personal use only

# NOTES TO THE FINANCIAL STATEMENTS

## NOTES TO THE FINANCIAL STATEMENTS FOR THE YEAR ENDED 31 DECEMBER 2024

	Company	
	2024	2023
	\$	\$
<b>NOTE 18. PARENT ENTITY</b>		
FINANCIAL INFORMATION ON THE PARENT ENTITY AS AT THE END OF THE FINANCIAL PERIOD:		
<b>CURRENT ASSETS</b>		
Cash and cash equivalents	737,308	1,813,365
Trade and other receivables	511,348	765,423
<b>TOTAL CURRENT ASSETS</b>	<b>1,248,656</b>	<b>2,578,788</b>
<b>NON-CURRENT ASSETS</b>		
Investments in subsidiaries	756,222	756,222
<b>TOTAL NON-CURRENT ASSETS</b>	<b>756,222</b>	<b>756,222</b>
<b>TOTAL ASSETS</b>	<b>2,004,878</b>	<b>3,335,010</b>
<b>CURRENT LIABILITIES</b>		
Trade and other payables	36,660	86,898
Convertible notes	871,198	-
Amounts owing to subsidiaries	8,054,408	8,019,563
<b>TOTAL CURRENT LIABILITIES</b>	<b>8,962,266</b>	<b>8,106,461</b>
<b>TOTAL LIABILITIES</b>	<b>8,962,266</b>	<b>8,106,461</b>
<b>NET ASSETS</b>	<b>(6,957,388)</b>	<b>(4,771,451)</b>
<b>EQUITY</b>		
Issued capital	59,479,199	59,278,358
Reserves	2,971,330	5,408,094
Accumulated losses	(69,407,917)	(69,458,083)
<b>TOTAL EQUITY</b>	<b>(6,957,388)</b>	<b>(4,771,451)</b>
FINANCIAL INFORMATION ON THE PARENT ENTITY FOR THE FINANCIAL PERIOD:		
Loss after related income tax expense	(263,684)	(4,225,151)
Other comprehensive income	-	-
<b>TOTAL COMPREHENSIVE INCOME</b>	<b>(263,684)</b>	<b>(4,225,151)</b>

There are no contingent liabilities of the Parent Entity as at the reporting date. There are no contractual commitments of the Parent Entity as at the reporting date. The Parent Entity has not entered into any guarantees in relation to the debts of its subsidiaries.

# NOTES TO THE FINANCIAL STATEMENTS

## NOTES TO THE FINANCIAL STATEMENTS FOR THE YEAR ENDED 31 DECEMBER 2024

	Consolidated Entity	
	2024	2023
	\$	\$
<b>NOTE 19. CASH FLOW INFORMATION</b>		
RECONCILIATION OF CASH FLOW FROM OPERATIONS WITH LOSS AFTER INCOME TAX		
LOSS AFTER TAX	(867,977)	(1,406,691)
<i>Non-cash flow items in loss</i>		
Depreciation, Depletion & Amortisation of development expenditure	-	12,462
Foreign exchange	4,650	754
Impairment of oil & gas properties	40,441	463,679
Share based payments	59,311	104,590
Finance costs	80,633	-
Gain on partial derecognition of joint arrangement (Refer note 29)	(412,374)	-
<i>Changes in assets and liabilities</i>		
Decrease/(increase) in trade debtors	253,263	(359,644)
Decrease/(increase) in inventories	251,588	49,892
Increase/(decrease) in other creditors and accruals	(674,059)	(157,885)
Increase/(decrease) in provision	3,543	3,287
Increase/(decrease) in leases	8,636	-
<b>NET CASH USED IN OPERATING ACTIVITIES</b>	<b>(1,252,345)</b>	<b>(1,289,556)</b>
RECONCILIATION OF CASH AND CASH EQUIVALENTS		
<i>Cash and cash equivalents at the end of the financial period is shown in the accounts as:</i>		
Cash and cash equivalents	1,910,927	2,046,509
Share of joint operations cash	42,066	15,038
<b>CASH AND CASH EQUIVALENTS AT THE END OF THE FINANCIAL PERIOD</b>	<b>1,952,993</b>	<b>2,061,547</b>
NON-CASH FINANCING AND INVESTING ACTIVITIES		
During the year, 15,189,974 paid-up ordinary shares at \$0.02 totalling \$200,662 were issued to consultants in lieu of cash.		
There were no other non-cash financing or investing activities that occurred during the year.		

For personal use only

# NOTES TO THE FINANCIAL STATEMENTS

## NOTES TO THE FINANCIAL STATEMENTS FOR THE YEAR ENDED 31 DECEMBER 2024

	Consolidated Entity	
	2024	2023
	\$	\$
<b>NOTE 20. EXPENDITURE COMMITMENTS</b>		
EXPLORATION COMMITMENTS		
The Group has exploration commitments pursuant to its Seram Non-Bula Production Sharing Contract with the Government of Indonesia. At year end these totalled \$694,100 (2023: \$694,100). The Group has provided security bond of US\$122,250 in respect of this commitment.		
<b>NOTE 21. AUDITORS' REMUNERATION</b>		
Remuneration of the auditor of the Company for:		
Auditing or reviewing the financial report – Australia	33,515	30,408
<b>TOTAL</b>	<b>33,515</b>	<b>30,408</b>

## NOTE 22. KEY MANAGEMENT PERSONNEL

REMUNERATION OF KEY MANAGEMENT PERSONNEL		
Short term employee benefits	491,948	545,604
Post-employment benefits	-	-
Share based payments	57,816	99,606
Termination benefits	-	-
<b>TOTAL</b>	<b>549,764</b>	<b>645,210</b>

### Other Transactions:

A company associated with Mr Zane Lewis provides company secretarial and accounting services to Lion Energy Limited. The total fees charged to the Group relating to these services was \$71,500 (2023: \$105,170).

During the year, \$223,955 of consulting fees were paid by the East Seram Joint Operation to Mr Thomas Soulsby and Mr Damien Servant (2023: \$233,781). The proportion attributable to the Group totalling \$127,800 has been included in short term employee benefits (2023: \$127,800).

Apart from the above, there were no other transactions with key management personnel.

## NOTE 23. SEGMENT INFORMATION

AASB 8 *Operating Segments* requires operating segments to be identified on the basis of internal reports that are regularly reviewed by the Chief Operating Decision Maker (CODM) to make decisions about resources to be allocated to the segment and assess its performance, and for which discrete financial information is available. In the case of the Group the CODM are the board of directors, and prior to the financial year ending 31 December 2024, all information was reported to the CODM based on the consolidated results of the Group as one operating segment, as the Group's activities related only to oil & gas exploration, development and production in Indonesia.

During the year, given the progression of the Group's activities in developing its green hydrogen production and distribution capability in Australia, the CODM now reviews its green hydrogen (Australia) and oil & gas (Indonesia) segments separately.

Accordingly, for the current year the Group has two reporting segments.

Unless stated otherwise, all amounts reported to the Board, being the chief decision maker with respect to operating segments, are determined in accordance with accounting policies that are consistent to those adopted in the annual financial statements of the Group.

# NOTES TO THE FINANCIAL STATEMENTS

## NOTES TO THE FINANCIAL STATEMENTS FOR THE YEAR ENDED 31 DECEMBER 2024

Unallocated items are included in Other - which includes corporate assets, liabilities, revenue (including interest) and costs.

### Segment Financial Performance

	12 months to 31 December 2024				
	Oil & Gas US\$	Green Hydrogen US\$	Total Reportable Segments US\$	Other US\$	Total US\$
REVENUE					
External revenue	582,386	-	582,386	-	582,386
Inter-segment revenue	-	-	-	-	-
	<b>582,386</b>	<b>-</b>	<b>582,386</b>	<b>-</b>	<b>582,386</b>
RESULT					
Unallocated corporate costs	-	-	-	(329,559)	(329,559)
LOSS BEFORE INCOME TAX	<b>(335,706)</b>	<b>(202,712)</b>	<b>(538,418)</b>	<b>(329,559)</b>	<b>(867,977)</b>

### As at 31 December 2024

	Oil & Gas US\$	Green Hydrogen US\$	Total Reportable Segments US\$	Other US\$	Total US\$
<b>Segment Assets and Liabilities</b>					
SEGMENT ASSETS	3,009,489	3,889,743	6,899,232	1,248,655	8,147,887
SEGMENT LIABILITIES	(379,202)	(411,082)	(790,284)	(907,859)	(1,698,143)

### Segment Financial Performance

	12 months to 31 December 2023				
	Oil & Gas US\$	Green Hydrogen US\$	Total Reportable Segments US\$	Other US\$	Total US\$
REVENUE					
External revenue	610,232	-	610,232	229,070	839,302
Inter-segment revenue	-	-	-	-	-
	<b>610,232</b>	<b>-</b>	<b>610,232</b>	<b>229,070</b>	<b>839,302</b>
RESULT					
Unallocated corporate costs	-	-	-	(572,671)	(572,671)
LOSS BEFORE INCOME TAX	<b>(518,007)</b>	<b>(316,013)</b>	<b>(834,020)</b>	<b>(572,671)</b>	<b>(1,406,691)</b>

### As at 31 December 2023

	Oil & Gas US\$	Green Hydrogen US\$	Total Reportable Segments US\$	Other US\$	Total US\$
<b>Segment Assets and Liabilities</b>					
SEGMENT ASSETS	3,228,249	2,345,067	5,573,316	2,578,787	8,152,103
SEGMENT LIABILITIES	(650,621)	(363,579)	(1,014,200)	(86,898)	(1,101,098)

For personal use only

# NOTES TO THE FINANCIAL STATEMENTS

## NOTES TO THE FINANCIAL STATEMENTS FOR THE YEAR ENDED 31 DECEMBER 2024

### NOTE 24. CONTROLLED ENTITIES

	Country of Incorporation	Principal Activity	Group Ownership Interest 2024 %	Group Ownership Interest 2023 %
<i>Entities controlled by Lion Energy Limited</i>				
Lion International Investment Limited	Cayman Islands	Oil & gas exploration and production	100%	100%
Balam Energy Pte Ltd	Singapore	Oil & gas exploration and production	100%	100%
Seram Energy Pte Ltd	Singapore	Dormant holding entity	100%	100%
Lion H2 Energy Pty Ltd	Australia	Hydrogen development	100%	100%

### NOTE 25. JOINT ARRANGEMENTS

The Group has interests in the following joint operations. The consolidated financial statements reflect the Group's share of all jointly held assets, liabilities, revenues and expenses of these joint operations.

Name of the Joint Operation	Principal Place of Business	Principal Activity	Proportion of Ownership Interests Held by the Group	
			31 December 2024	31 December 2023
Seram (Non-Bula) Joint Operation <sup>1</sup>	Indonesia	Production, exploration and development	2.5% <sup>1</sup>	2.5% <sup>1</sup>
East Seram Joint Operation	Indonesia	Exploration and development	60%	60%
Lion H2 Energy Joint Development (Green Hydrogen project) <sup>2</sup>	Brisbane	Hydrogen development	50% <sup>2</sup>	-

There are no contingent assets or contingent liabilities arising from these joint operations, apart from as discussed in note 26.

<sup>1</sup> In January 2021, CITIC Seram, the operator of the Seram (Non-Bula) PSC, was requested by the Government of Indonesia, in accordance with the terms of the PSC, to offer a 10% participating interest to a Regional-Owned Company appointed by the Local Government of Maluku. The 10% would be transferred by the existing participants in the PSC pro-rata to their respective participating interests.

On 2 June 2023, Lion's subsidiary executed a transfer agreement with an entity belonging to the Local Government of Maluku for the transfer of 0.25% participating interest, as required by law. The transfer is now pending approval by the Government of Indonesia. At completion, Lion's participating interest in the Seram (Non-Bula) PSC will reduce to 2.25% from 2.5% currently.

<sup>2</sup> On 26 August 2024, Lion Energy Limited divested 50% of its interest in the green hydrogen hub at Port of Brisbane ("Green Hydrogen project") via a definitive joint development agreement to DGA Energy Solutions Australia Pty Ltd ("DGA"), a wholly owned subsidiary of Mitsubishi Corporation, and Samsung C&T Corporation ("Samsung C&T"), who both have a 25% interest in the Green Hydrogen Project. Refer to Note 29 for further information.

### NOTE 26. CONTINGENT LIABILITIES

As at 31 December 2024 the Group had no contingent liabilities.

# NOTES TO THE FINANCIAL STATEMENTS

## NOTES TO THE FINANCIAL STATEMENTS FOR THE YEAR ENDED 31 DECEMBER 2024

### NOTE 27. FINANCIAL INSTRUMENTS

#### FINANCIAL RISK MANAGEMENT POLICIES

The Group's financial instruments consist mainly of deposits with banks, trade and other receivables and trade and other payables, which arise directly from its operations. The Group's policy is that no trading in financial instruments shall be undertaken. The main purpose of non-derivative financial instruments is to finance Group operations. Derivatives are not used by the Group and the Group does not speculate in the trading of derivative instruments.

#### TREASURY RISK MANAGEMENT

The Board considers the Group's financial risk exposure and treasury management strategies in the context of the Group's operations. The Board's overall risk management strategy seeks to assist the Group in meeting its financial targets, whilst minimising potential adverse effects on financial performance.

#### FINANCIAL RISK EXPOSURES AND MANAGEMENT

The main risks the Group is exposed to through its financial instruments are interest rate risk, foreign currency risk, liquidity risk, credit risk and price risk. The Board reviews each of these risks on an on-going basis.

#### INTEREST RATE RISK

The Company has a policy of minimising its exposure to interest payable on debt. The Group has no debt that requires the payment of interest. The Group has exposure to interest rate risk through its cash balances; however, this exposure is not considered to be significant.

#### FOREIGN CURRENCY RISK

The Group is exposed to fluctuations in foreign currencies arising from the sale and purchase of goods and services in currencies other than the Group's functional currency. The Group also exposed to fluctuations in foreign currencies arising from deposits with banks denominated in foreign currencies. The Group does not seek to hedge this exposure as it keeps the bulk of its cash reserves in US Dollars, being the currency in which most of its joint venture costs are denominated.

The following table outlines the amounts in the statement of financial position denominated in a foreign currency:

	AMOUNTS IN AUD 2024 \$	AMOUNTS IN AUD 2023 \$
<i>Financial Assets</i>		
Cash assets	2,290,181	2,453,226
Receivables	105,937	-
<i>Financial Liabilities</i>		
Payables	47,619	39,539

#### LIQUIDITY RISK

The group manages liquidity risk by monitoring forecast cash flows and ensuring that adequate funds are available.

#### CREDIT RISK

The maximum exposure to credit risk, excluding the value of any collateral or other security, at reporting date to recognised financial assets, is the carrying amount, net of any provisions for impairment of those assets, as disclosed in the statement of financial position and notes to the financial statements. There are no material amounts of collateral held as security at 31 December 2024. Credit risk is managed on a group basis and reviewed by the Board. It arises from exposures to customers as well as through deposits with financial institutions. The Board monitors credit risk by actively assessing the quality and liquidity of counter parties, consequently only banks are utilised for deposits and all potential customers are assessed for credit worthiness taking into account their size, market position and financial standing. The counterparties included in trade and other receivables at 31 December 2024 are not rated, however given the amount and nature of these

# NOTES TO THE FINANCIAL STATEMENTS

## NOTES TO THE FINANCIAL STATEMENTS FOR THE YEAR ENDED 31 DECEMBER 2024

financial instruments, the Board is satisfied that they represent a low credit risk for the Group. There are no significant concentrations of credit risk within the Group. All trade receivables disclosed in the financial statements were fully received subsequent to the reporting date.

### MAJOR CUSTOMERS

The Group's share of crude oil from its Indonesian production items is sold via an open tender each time a lifting is made; therefore it is not exposed to any major customer price risk.

### PRICE RISK

The Group is exposed to commodity price risk through its share of oil sales from the Seram (Non-Bula) joint operation. The Group does not currently hedge the price at which it sells oil.

### FINANCIAL INSTRUMENT COMPOSITION AND MATURITY ANALYSIS

The tables below reflect the undiscounted contractual settlement terms for financial liabilities. As such, the amounts may not reconcile to the statement of financial position.

	<b>Consolidated Entity</b>	
	<b>2024</b>	<b>2023</b>
	<b>\$</b>	<b>\$</b>
<b>TRADE AND SUNDRY PAYABLES MATURING AS FOLLOWS:</b>		
Less than 6 months	223,316	897,374
6 months to 1 year	-	-
Later than 1 year but not later than 5 years	-	-
Over 5 years	-	-
	223,316	897,374

### FAIR VALUES

Cash assets and financial assets are carried at amounts approximating fair value because of their short-term nature to maturity. Receivables and payables are carried at amounts approximating fair value. The Group does not carry any derivative financial instruments at 31 December 2024.

### SENSITIVITY ANALYSIS

The Group has performed a sensitivity analysis relating to its exposure to interest rate risk and foreign currency risk at reporting date. This sensitivity analysis demonstrates the effect on the current period results and equity which could result from a change in these risks.

### FOREIGN CURRENCY RISK SENSITIVITY ANALYSIS

At 31 December 2024, the effect on profit and equity as a result of changes in the exchange rate, with all other variables remaining constant would be as follows:

	<b>Consolidated Entity</b>	
	<b>2024</b>	<b>2023</b>
	<b>\$</b>	<b>\$</b>
<b>INCREASE/(DECREASE) IN PROFIT DUE TO:</b>		
Improvement in USD to AUD by 5%	11,534	80,011
Decline in USD to AUD by 5%	(11,534)	(80,011)
<b>INCREASE/(DECREASE) IN EQUITY DUE TO:</b>		
Improvement in USD to AUD by 5%	11,534	80,011
Decline in USD to AUD by 5%	(11,534)	(80,011)

### NOTE 28. RELATED PARTY TRANSACTIONS

During the year, Lion Energy Limited charged a management fee to the East Seram joint arrangement of \$150,000. The total revenue attributable to the group was \$60,000 (2023: \$60,000).

# NOTES TO THE FINANCIAL STATEMENTS

## NOTES TO THE FINANCIAL STATEMENTS FOR THE YEAR ENDED 31 DECEMBER 2024

During the year, as approved at Lion Energy Limited's general meeting on 15 November 2024, Directors were issued 23,000,000,000 performance rights (together, the "Director Performance Rights") as follows:

	<b>Number</b>
Thomas Soulsby	10,000,000
Damien Servant	7,000,000
Russell Brimage	2,000,000
Christopher Newton	2,000,000
Zane Lewis	2,000,000
	<b><u>23,000,000</u></b>

The Director Performances Rights issued to each of the Directors (or their respective nominees) are divided equally into the following five tranches:

<b>Tranche</b>	<b>Vesting conditions</b>	<b>Expiry date</b>
A	Performance Rights will vest upon the Company achieving a volume weighted average price of Shares over 20 consecutive trading days (20-Day VWAP) of at least \$0.04.	3 years
B	Performance Rights will vest upon the Company achieving a 20-Day VWAP of Shares of at least \$0.06.	3 years
C	Performance Rights will vest upon the Company achieving a 20-Day VWAP of Shares of at least \$0.08.	3 years
D	Performance Rights will vest upon the Company achieving a 20-Day VWAP of Shares of at least \$0.10.	3 years
E	Performance Rights will vest upon the Company achieving a 20-Day VWAP of Shares of at least \$0.12.	3 years

The performance rights have been valued using a Hoadley ESO Model (a Monte Carlo simulation model). The key inputs are as follows:

<b>Tranche</b>	<b>A</b>	<b>B</b>	<b>C</b>	<b>D</b>	<b>E</b>
Grant date	15 November 2024	15 November 2024	15 November 2024	15 November 2024	15 November 2024
Expiry date	15 November 2027	15 November 2027	15 November 2027	15 November 2027	15 November 2027
Volatility	95%	95%	95%	95%	95%
Share Price at grant date	\$0.023	\$0.023	\$0.023	\$0.023	\$0.023
Risk Free Interest Rate	4.08%	4.08%	4.08%	4.08%	4.08%
Value per instrument (AUD)	\$0.0158	\$0.0137	\$0.012	\$0.0105	\$0.0097

Apart from the above, all related party transactions have been outlined in the KMP remuneration report, found in the director's report, and Note 22. Key Management Personnel.

For personal use only

# NOTES TO THE FINANCIAL STATEMENTS

## NOTES TO THE FINANCIAL STATEMENTS FOR THE YEAR ENDED 31 DECEMBER 2024

### NOTE 29. PARTIAL DIVESTMENT – GREEN HYDROGEN PROJECT

On 26 August 2024, Lion Energy Limited divested 50% of its interest in the green hydrogen hub at Port of Brisbane ("Green Hydrogen project") via a definitive joint development agreement to DGA Energy Solutions Australia Pty Ltd ("DGA"), a wholly owned subsidiary of Mitsubishi Corporation, and Samsung C&T Corporation ("Samsung C&T"), who both have a 25% interest in the Green Hydrogen Project. Consideration received from this partial divestment was A \$3,155,222 (approximately \$2,078,207 USD).

Lion Energy Limited recognised a gain of \$412,374 from the transaction, being the consideration received deducted by the assets and liabilities relating to the Green Hydrogen Project divested. A summary of the calculation is noted below.

	\$ USD
Consideration received for 50% divestment of Green Hydrogen project	2,078,207
Trade receivables	(20,004)
Plant and equipment	(1,679,633)
Trade payables	33,804
Green Hydrogen Project net assets divested	<u>(1,665,833)</u>
Gain on derecognition	412,374

As a result of the joint development agreement and subject to the parties agreeing to commence construction, the Project company, Lion H2 Energy Pty Ltd, shall be owned in the following proportions: Lion Energy 50%, DGA 25%, Samsung C&T 25%. As at 31 December 2024 and the date of this report, no decision to commence construction has not been made and Lion H2 Energy Pty Ltd remains fully owned by Lion Energy Limited, with the Group's interest in the Green Hydrogen Project recognised as a joint operation.

### NOTE 30. DIVIDENDS

No dividends have been paid or proposed during the period.

### NOTE 31. EVENTS SUBSEQUENT TO REPORTING DATE

No matters or circumstances have arisen since the end of the financial period which significantly affected or may significantly affect the operations of the Consolidated Entity, the results of those operations, or the state of affairs of the Consolidated Entity in subsequent financial years.

# NOTES TO THE FINANCIAL STATEMENTS

## CONSOLIDATED ENTITY DISCLOSURE STATEMENT AS AT 31 DECEMBER 2024

	Entity Type	Trustee, partner, or participant in joint venture	Country of Incorporation	% of share capital	Australian or foreign tax resident	Foreign jurisdiction of foreign residents
Lion Energy Limited	Body corporate	No	Australia	n/a	Australian	N/A
Lion International Investment Limited	Body corporate	Yes - participant in the Seram (Non-Bula) Joint Operation	Cayman Islands	100%	Foreign	Indonesia
Balam Energy Pte Ltd	Body corporate	Yes - participant in the East Seram Joint Operation	Singapore	100%	Foreign	Indonesia
Seram Energy Pte Ltd	Body corporate	No	Singapore	100%	Foreign	Singapore
Lion H2 Energy Pty Ltd	Body corporate	Yes - participant in the Lion H2 Green Hydrogen Joint Development Agreement	Australia	100%	Australian	N/A

For personal use only

# DIRECTORS' DECLARATION

---

## DIRECTORS' DECLARATION

---

In accordance with a resolution of the directors of Lion Energy Limited A.C.N. 000 753 640 ("Company"), I state that:

A. In the opinion of the directors:

- 1) the financial statements and notes of the Company and its controlled entities ("Consolidated Entity") are in accordance with the *Corporations Act 2001* including:
  - a) giving a true and fair view of the consolidated entity's financial position as at 31 December 2024 and of the performance for the year ended on that date; and
  - b) complying with Australian Accounting Standards and the *Corporations Regulations 2001*;
- 2) the financial statements and notes also comply with the International Financial Reporting Standards as disclosed in Note 1; and
- 3) subject to the matter set out in Note 2, there are reasonable grounds to believe that the Company will be able to pay its debts as and when they become due and payable; and
- 4) the consolidated entity disclosure statement disclosed is true and correct.

B. this declaration has been made after receiving the declarations required to be made to the directors in accordance with section 295A of the *Corporations Act 2001* for the financial year ended 31 December 2024.

On behalf of the Board of Directors.



Thomas Soulsby  
Executive Chairman  
31 March 2025  
Perth, Western Australia

INDEPENDENT AUDITOR'S REPORT  
TO THE MEMBERS OF LION ENERGY LIMITED

Report on the Audit of the Financial Report

Opinion

We have audited the financial report of Lion Energy Limited (“the Company”) and its subsidiaries (“the Consolidated Entity”), which comprises the consolidated statement of financial position as at 31 December 2024, the consolidated statement of profit or loss and other comprehensive income, the consolidated statement of changes in equity and the consolidated statement of cash flows for the year then ended, and notes to the financial statements, including material accounting policy information, the consolidated entity disclosure statement and the director’s declaration.

In our opinion:

- a. the accompanying financial report of the Consolidated Entity is in accordance with the *Corporations Act 2001*, including:
  - (i) giving a true and fair view of the Consolidated Entity’s financial position as at 31 December 2024 and of its financial performance for the year then ended; and
  - (ii) complying with Australian Accounting Standards and the Corporations Regulations 2001.

Basis for Opinion

We conducted our audit in accordance with Australian Auditing Standards. Our responsibilities under those standards are further described in the *Auditor’s Responsibilities for the Audit of the Financial Report* section of our report. We are independent of the Consolidated Entity in accordance with the auditor independence requirements of the *Corporations Act 2001* and the ethical requirements of the Accounting Professional and Ethical Standards Board’s *APES 110 Code of Ethics for Professional Accountants (including Independence Standards)* (the Code) that are relevant to our audit of the financial report in Australia. We have also fulfilled our other ethical responsibilities in accordance with the Code.

We believe that the audit evidence we have obtained is sufficient and appropriate to provide a basis for our opinion.

Material Uncertainty Related to Going Concern

We draw attention to Note 2 in the financial report which indicates that the Company incurred a net loss of \$867,977 during the year ended 31 December 2024. As stated in Note 2, these events or conditions, along with other matters as set forth in Note 2, indicate that a material uncertainty exists that may cast significant doubt on the Company’s ability to continue as a going concern. Our opinion is not modified in this respect of this matter.

For personal use only

## Key Audit Matters

Key audit matters are those matters that, in our professional judgement, were of most significance in our audit of the financial report of the current period. These matters were addressed in the context of our audit of the financial report as a whole, and in forming our opinion thereon, and we do not provide a separate opinion on these matters.

Key Audit Matter	How our audit addressed the Key Audit Matter
<p><b>Revenue Recognition</b></p> <p>During the year ended 31 December 2024, Lion Energy Limited generated sales revenue of \$582,386 (2023: \$670,232).</p> <p>Revenue recognition has been included as a key audit matter in the audit report due to its financial significance and the significant increase in revenue during the year.</p>	<p>Our procedures included, amongst others:</p> <ul style="list-style-type: none"> <li>• Evaluated the appropriateness of recognition of revenue;</li> <li>• Enquired with the key managerial personnel and executives of the company to the sales process and their application to revenue recognition;</li> <li>• Performing substantive audit procedures by verifying revenue to relevant supporting documentation including products sale and purchase agreement, bill of lading, sales invoice, verification of cash receipts for goods and ensuring the revenue was recognised at the appropriate time and classified correctly</li> <li>• We assessed the appropriateness of the related disclosures in Note 4 to the financial statements.</li> </ul>
<p><b>Capitalised Exploration and evaluation expenditure</b></p> <p>As at balance date the Consolidated Entity had an exploration balance of \$2,496,687 (2023: \$2,424,051).</p> <p>Exploration and evaluation is a key audit matter due to:</p> <ul style="list-style-type: none"> <li>• The significance of the balance to the Consolidated Entity's financial position.</li> <li>• The level of judgement required in evaluating management's application of the requirements of <i>AASB 6 Exploration for and Evaluation of Mineral Resources</i> ("AASB 6"). AASB 6 is an industry specific accounting standard requiring the application of significant judgements, estimates and industry knowledge. This includes specific requirements for expenditure to be capitalised as an asset and subsequent requirements which must be complied with for capitalised expenditure to continue to be carried as an asset.</li> </ul>	<p>Our procedures included, amongst others:</p> <ul style="list-style-type: none"> <li>• Assessing management's determination of its areas of interest for consistency with the definition in AASB 6. This involved analysing the tenements in which the consolidated entity holds an interest and the exploration programmes planned for those tenements.</li> <li>• For each area of interest, we assessed the Consolidated Entity's rights to tenure by corroborating to government registries and evaluating agreements in place with other parties as applicable;</li> <li>• We tested the exploration and evaluation expenditure incurred during the year by evaluating a sample of recorded expenditure for consistency to underlying records, the capitalisation requirements of the Consolidated Entity's accounting policy and the requirements of AASB 6;</li> </ul>

For personal use only

Key Audit Matter	How our audit addressed the Key Audit Matter
<ul style="list-style-type: none"> <li>The assessment of impairment of exploration and evaluation expenditure being inherently difficult.</li> </ul>	<ul style="list-style-type: none"> <li>We considered the activities in each area of interest to date and assessed the planned future activities for each area of interest by evaluating budgets.</li> <li>We assessed each area of interest for one or more of the following circumstances that may indicate impairment of the capitalised expenditure:                         <ul style="list-style-type: none"> <li>the licenses for the right to explore expiring in the near future or are not expected to be renewed;</li> <li>substantive expenditure for further exploration in the specific area is neither budgeted or planned</li> <li>decision or intent by the Consolidated Entity to discontinue activities in the specific area of interest due to lack of commercially viable quantities of resources; and</li> <li>data indicating that, although a development in the specific area is likely to proceed, the carrying amount of the exploration asset is unlikely to be recovered in full from successful development or sale.</li> </ul> </li> <li>We assessed the appropriateness of the related disclosures in Note 10 to the financial statements.</li> </ul>

**Other Information**

The directors are responsible for the other information. The other information comprises the information included in the Consolidated Entity’s annual report for the year ended 31 December 2024, but does not include the financial report and our auditor’s report thereon.

Our opinion on the financial report does not cover the other information and accordingly we do not express any form of assurance conclusion thereon, with the exception of the remuneration report and our related assurance opinion.

In connection with our audit of the financial report, our responsibility is to read the other information and, in doing so, consider whether the other information is materially inconsistent with the financial report or our knowledge obtained in the audit or otherwise appears to be materially misstated.

If, based on the work we have performed, we conclude that there is a material misstatement of this other information, we are required to report that fact. We have nothing to report in this regard.

- Leadership Team
- Operational Review
- Glossary
- Reserves and Resources
- Competent Persons Statement
- Financial Report

## Responsibilities of the Directors for the Financial Report

The directors of the Company are responsible for the preparation of the financial report that gives a true and fair view in accordance with Australian Accounting Standards and the *Corporations Act 2001* and for such internal control as the directors determine is necessary to enable the preparation of the financial report that gives a true and fair view and is free from material misstatement, whether due to fraud or error, and the consolidated entity disclosure statement that is true and correct and is free of misstatement, whether due to fraud or error.

In preparing the financial report, the directors are responsible for assessing the Consolidated Entity's ability to continue as a going concern, disclosing, as applicable, matters related to going concern and using the going concern basis of accounting unless the directors either intend to liquidate the Consolidated Entity or to cease operations, or has no realistic alternative but to do so.

## Auditor's Responsibilities for the Audit of the Financial Report

Our objectives are to obtain reasonable assurance about whether the financial report as a whole is free from material misstatement, whether due to fraud or error, and to issue an auditor's report that includes our opinion. Reasonable assurance is a high level of assurance, but is not a guarantee that an audit conducted in accordance with the Australian Auditing Standards will always detect a material misstatement when it exists. Misstatements can arise from fraud or error and are considered material if, individually or in the aggregate, they could reasonably be expected to influence the economic decisions of users taken on the basis of this financial report.

As part of an audit in accordance with the Australian Auditing Standards, we exercise professional judgement and maintain professional scepticism throughout the audit. We also:

- Identify and assess the risks of material misstatement of the financial report, whether due to fraud or error, design and perform audit procedures responsive to those risks, and obtain audit evidence that is sufficient and appropriate to provide a basis for our opinion. The risk of not detecting a material misstatement resulting from fraud is higher than for one resulting from error, as fraud may involve collusion, forgery, intentional omissions, misrepresentations, or the override of internal control.
- Obtain an understanding of internal control relevant to the audit in order to design audit procedures that are appropriate in the circumstances, but not for the purpose of expressing an opinion on the effectiveness of the Consolidated Entity's internal control.
- Evaluate the appropriateness of accounting policies used and the reasonableness of accounting estimates and related disclosures made by the directors.
- Conclude on the appropriateness of the directors' use of the going concern basis of accounting and, based on the audit evidence obtained, whether a material uncertainty exists related to events or conditions that may cast significant doubt on the Consolidated Entity's ability to continue as a going concern. If we conclude that a material uncertainty exists, we are required to draw attention in our auditor's report to the related disclosures in the financial report or, if such disclosures are inadequate, to modify our opinion. Our conclusions are based on the audit evidence obtained up to the date of our auditor's report. However, future events or conditions may cause the Consolidated Entity to cease to

continue as a going concern.

- Evaluate the overall presentation, structure and content of the financial report, including the disclosures, and whether the financial report represents the underlying transactions and events in a manner that achieves fair presentation.
- Obtain sufficient appropriate audit evidence regarding the financial information of the entities or business activities within the Consolidated Entity to express an opinion on the financial report. We are responsible for the direction, supervision and performance of the Consolidated Entity audit. We remain solely responsible for our audit opinion.

We communicate with the directors regarding, among other matters, the planned scope and timing of the audit and significant audit findings, including any significant deficiencies in internal control that we identify during our audit.

We also provide the directors with a statement that we have complied with relevant ethical requirements regarding independence, and to communicate with them all relationships and other matters that may reasonably be thought to bear on our independence, and where applicable, related safeguards.

From the matters communicated with the directors, we determine those matters that were of most significance in the audit of the financial report of the current period and are therefore the key audit matters. We describe these matters in our auditor's report unless law or regulation precludes public disclosure about the matter or when, in extremely rare circumstances, we determine that a matter should not be communicated in our report because the adverse consequences of doing so would reasonably be expected to outweigh the public interest benefits of such communication.

## Report on the Remuneration Report

### Opinion on the Remuneration Report

We have audited the Remuneration Report included in the directors' report for the year ended 31 December 2024.

In our opinion, the Remuneration Report of Company, for the year ended 31 December 2024, complies with section 300A of the *Corporations Act 2001*.

### Responsibilities

The directors of the Company are responsible for the preparation and presentation of the remuneration report in accordance with s 300A of the *Corporations Act 2001*. Our responsibility is to express an opinion on the remuneration report, based on our audit conducted in accordance with Australian Auditing Standards.

Hall Chadwick

HALL CHADWICK WA AUDIT PTY LTD

Mark Delaurentis

MARK DELAURENTIS CA

Director

Dated this 31<sup>st</sup> day of March 2025  
Perth, Western Australia

For personal use only

# ADDITIONAL INFORMATION

ADDITIONAL INFORMATION AS AT 7 APRIL 2025

## NUMBER OF SECURITY HOLDERS AND DISTRIBUTION OF QUOTED SECURITIES IN THE COMPANY

	Ordinary Shares
1 — 1,000	179
1,000 — 5,000	82
5,001 — 10,000	421
10,001 — 100,000	1,266
100,001 — and over	373
Total number of holders	2,321
Holders of less than a marketable parcel	1,570

## REGISTERED OFFICE OF THE COMPANY

Suite 1  
295 Rokeby Road  
Subiaco  
Western Australia 6005

Tel: +61 (8) 9211 1500  
Fax: +61 (8) 9211 1501

## STOCK EXCHANGE LISTING

Quotation has been granted for 452,167,733 ordinary shares on the Australian Stock Exchange Ltd. The State Office of the Australian Stock Exchange Ltd in Perth, Western Australia has been designated the Home Branch of Lion Energy Limited.

There are no current on-market buy-back arrangements for the Company.

## VOTING RIGHTS

For all ordinary shares, voting rights are one vote per member on a show of hands and one vote per share in a poll.

## SHARE REGISTRY

The registers of shares and options of the Company are maintained by:-

Computershare Registry Services Pty Ltd  
Level 17  
221 St Georges Terrace  
Perth, Western Australia 6000

Tel: +61 (8) 9323 2000  
Fax: +61 (8) 9323 2033

## COMPANY SECRETARY

The name of the Company Secretary is Rowan Harland.

## TAXATION STATUS

Lion Energy Limited is taxed as a public company.

# ADDITIONAL INFORMATION

ADDITIONAL INFORMATION AS AT 7 APRIL 2025

## TWENTY LARGEST HOLDERS OF ORDINARY SHARES

Registered Holder	Number of Shares	Percentage of Total
CITICORP NOMINEES PTY LIMITED	75,697,298	16.74
RISCO ENERGY UNCONVENTIONAL PTE LTD	54,886,009	12.14
10 BOLIVIANOS PTY LTD	21,704,455	4.80
PT SENADA NUSANTARA	20,345,830	4.50
AMARNA ENERGY PTY LTD	19,395,681	4.29
RISCO ENERGY INVESTMENTS (SEA) LIMITED <RISCO ENERGY INVESTMENTS A/C>	18,631,937	4.12
MR THOMAS SOULSBY	7,338,352	1.62
MR SAMMY HAMZAH	6,400,654	1.42
POUVOIR PTY LTD <BRIMAGE SUPER FUND A/C>	6,119,971	1.35
SIMCO ENERGY LTD	5,755,000	1.27
MR RICHARD CHARLES GRIGG	5,259,366	1.16
MR COLIN EARL GARNSWORTHY BENNETT + MRS BURNICE ANNE BENNETT	5,090,000	1.13
PT PARAMA MUSTIKA INDONESIA	5,000,000	1.11
MR FRANK HEPBURN	4,500,000	1.00
MR ZANE ROBERT LEWIS <RLZ A/C>	4,227,900	0.94
MS SAW HWA TEH	4,050,032	0.90
MR KENNETH PATRICK FARRELL	3,982,086	0.88
W & N MORRISON INVESTMENTS PTY LTD <THE MORRISON FAMILY A/C>	3,901,151	0.86
POLAK INVESTMENTS PTY LTD	3,215,966	0.71
MR DAMIEN SERVANT	2,729,167	0.60
<b>Total</b>	<b>278,230,855</b>	<b>61.53%</b>

## SUBSTANTIAL SHAREHOLDERS

Date Announced	Name	Number of Shares
30/03/2022	AREEN INVESTMENTS PTE LTD AND THE AREEN PARTIES	74,257,993
21/12/2018	RISCO ENERGY UNCONVENTIONAL PTE LTD	54,886,009

## UNQUOTED EQUITY SECURITIES

Security Class	Number of Shares
PERFORMANCE RIGHTS	23,000,000

## UNQUOTED EQUITY SECURITIES HOLDERS HOLDING MORE THAN 20%

Security Class	Number of Shares
CAPTAIN COOK MANAGEMENT PTY LTD <CAPTAIN COOK A/C>	10,000,000
DAMIEN SERVANT	7,000,000

For personal use only

# ADDITIONAL INFORMATION

ADDITIONAL INFORMATION AS AT 7 APRIL 2025

## Voting Rights

### Ordinary Shares

In accordance with the Company's Constitution, on a show of hands every shareholder present in person or by proxy, attorney or representative of a shareholder has one vote, and on a poll every shareholder present in person or by proxy, attorney or representative of a shareholder has in respect of fully paid shares, one vote for every share held.

## Securities Exchange Quotation

The Company's ordinary shares are listed on the Australian Securities Exchange (Code: LIO). The Home Exchange is Perth.

## BUY-BACK

There is no current on-market buy-back.

## OIL & GAS TENEMENTS

Tenement or licence area	Lion interest	Comments
<b>Indonesia</b>		
Seram (Non-Bula) Production Sharing Contract	2.5%	Interest held through Lion's wholly owned subsidiary Lion International Investment Limited.
East Seram PSC	60%	Interest held through Lion's wholly owned subsidiary Balam Energy Pte Ltd.


## CORPORATE GOVERNANCE STATEMENT

The directors of Lion Energy support and adhere to the principles of corporate governance, recognising the need for the highest standard of corporate behaviour and accountability. Please refer to the corporate governance statement and the appendix 4G released to ASX and posted on the Company website at [www.lionenergy.com.au](http://www.lionenergy.com.au).

Given the size and structure of the Company, the nature of its business activities, the stage of its development and the cost of strict and detailed compliance with all of the recommendations, it has adopted a range of modified systems, procedures and practices which enables it to meet the principles of good corporate governance.

The Company's practices are mainly consistent with those of the guidelines and where they do not correlate with the recommendations in the guidelines the Company considers that its adopted practices are appropriate.

For personal use only





Suite 1, 295 Rokeby Road  
Subiaco WA 6008, Australia

Tel: +61 (8) 9211 1500  
Fax: +61 (8) 9211 1501

**Lion Energy Limited**  
ABN 51 000 753 640

[www.lionenergy.com.au](http://www.lionenergy.com.au)

For personal use only