

## ASX Announcement

23 April 2025

### Proxy Statement Pursuant to Section 14(a) of the Securities Exchange Act of 1934, Notice of Annual General Meeting of Stockholders and Proxy Annual Report

Coronado Global Resources Inc. (ASX: CRN) (the Company) advises that it has lodged the attached Proxy Statement pursuant to Section 14(a) of the US Securities Exchange Act of 1934 (including its Notice of Annual General Meeting of Stockholders to be held at 10.00am AEST on Wednesday 4 June, 2025 2024 / 8.00pm (US Eastern Time) on Tuesday 3 June 2024 with the U.S. Securities and Exchange Commission.

Also attached is a copy of the Company's 2025 Proxy Annual Report made available to security holders. The attached documents are released to the ASX in accordance with ASX Listing Rule 4.7.2 and 4.10.

**This announcement was authorised for release by the Board of Directors of Coronado Global Resources Inc.**

For further information please contact:

#### Investors

Chantelle Essa  
Vice President Investor Relations  
P: +61 477 949 261  
E: [cessa@coronadoglobal.com](mailto:cessa@coronadoglobal.com)

#### Media

Helen McCombie  
Sodali & Co  
P: +61 411 756 248  
E: [helen.mccombie@sodali.com](mailto:helen.mccombie@sodali.com)

For personal use only

UNITED STATES  
SECURITIES AND EXCHANGE COMMISSION  
Washington, D.C. 20549

---

**SCHEDULE 14A**  
**(Rule 14a-101)**

Proxy Statement Pursuant to Section 14(a) of the  
Securities Exchange Act of 1934 (Amendment No. )

---

Filed by the Registrant

Filed by a party other than the Registrant

Check the appropriate box:

- Preliminary Proxy Statement
- Confidential, for Use of the Commission Only (as permitted by Rule 14a-6(e)(2))**
- Definitive Proxy Statement
- Definitive Additional Materials
- Soliciting Material under § 240.14a-12

**Coronado Global Resources Inc.**

---

(Name of Registrant as Specified in its Charter)

---

(Name of Person(s) Filing Proxy Statement, if Other Than the Registrant)

---

Payment of Filing Fee (Check all boxes that apply):

- No fee required
  - Fee paid previously with preliminary materials
  - Fee computed on table in exhibit required by Item 25(b) per Exchange Act Rules 14a-6(i)(1) and 0-11
- 

For personal use only



Coronado Global Resources Inc.  
Level 33, Central Plaza One  
345 Queen Street, Brisbane Qld 4000

April 22, 2025

To Our Stockholders:

We are pleased to invite you to attend the Annual General Meeting of Stockholders, or the Annual General Meeting, of Coronado Global Resources Inc., or the Company, to be conducted via live webcast on June 4, 2025, at 10:00 A.M., Australian Eastern Standard Time (or June 3, 2025, at 8:00 P.M., U.S. Eastern Time) at <https://meetnow.global/MSJFC6S>. All dates herein refer to U.S. Eastern Time, unless noted otherwise. We will provide access to our proxy materials over the internet at [www.investorvote.com.au](http://www.investorvote.com.au) by mailing our stockholders, which term includes in this letter, our holders of CHESSE Depositary Interests, or CDIs, a Notice of Internet Availability of Proxy Materials on April 22, 2025. The Notice of Internet Availability of Proxy Materials provides information on how stockholders can obtain paper copies of our proxy materials, if they so choose. This method expedites the receipt of your proxy materials and lowers the costs of our Annual General Meeting.

As we are incorporated in the State of Delaware, United States of America, the Annual General Meeting will be held in accordance with the laws of the State of Delaware. We are holding a virtual meeting this year because it enables greater stockholder access, attendance and participation, improves meeting efficiency and our ability to communicate effectively with our stockholders, and reduces costs.

Stockholders, or their appointed proxies, will be able to listen, vote and submit questions from any location with internet connectivity. There will not be a physical location for our Annual General Meeting, and you will not be able to attend the meeting in person. Additional information on how to participate in the Annual General Meeting can be found on page i below. The following pages include a formal notice of the Annual General Meeting and the Company's proxy statement. The matters to be approved by the Company's stockholders include the election of director nominees, approval of our named executive officers' compensation and ratification of the appointment of the Company's principal accounting firm for the fiscal year ending December 31, 2025. These materials describe the matters on the agenda for the Annual General Meeting and provide details regarding attendance at the Annual General Meeting. Please read these materials so that you will know precisely what we plan to do at the Annual General Meeting.

The presentations for the Annual General Meeting will be available online at <https://meetnow.global/MSJFC6S> on the date of the Annual General Meeting. Our climate-related sustainability initiatives and strategies are set out in our 2024 Sustainability Report at [www.coronadoglobal.com/sustainability/](http://www.coronadoglobal.com/sustainability/). Our non-climate-related sustainability initiatives are included in the relevant sections of our website. Nothing on our website, including our Sustainability Reports or sections thereof, shall be deemed incorporated by reference into this proxy statement. It is important that your shares (or shares underlying CDIs) be represented at the Annual General Meeting, regardless of whether or not you plan to attend the virtual meeting. You may vote your shares (or shares underlying CDIs) through the voting options available to you as described in the accompanying proxy statement and the Notice of Internet Availability of Proxy Materials, proxy card or CDI voting instruction form you receive. We hope you will exercise your right to vote.

As previously disclosed, William (Bill) Koeck informed the Board of Directors of his decision to not stand for re-election as a director upon expiration of his current term, which expires at the Annual General Meeting. Mr. Koeck joined our Board of Directors on September 21, 2018, and was appointed as Chair on April 28, 2019. Since May 24, 2023, Mr. Koeck has served as Deputy Chair and Lead Independent Director of the Board. On behalf of the Board of Directors, I thank Mr. Koeck for his leadership, and contributions during his six years of service as a director of the Company and his support for the Company.

For personal use only

Your directors are unanimously of the opinion that all resolutions proposed in the accompanying proxy statement are in the best interests of stockholders and the Company as a whole. On behalf of management and our Board of Directors, we thank you for your continued support of the Company.

Sincerely,

/s/ Garold Spindler  
Garold Spindler  
*Executive Chair*

For personal use only





**Coronado Global Resources Inc.**  
**Level 33, Central Plaza One**  
**345 Queen Street, Brisbane Qld 4000**

## **NOTICE OF ANNUAL GENERAL MEETING OF STOCKHOLDERS**

To the Stockholders of Coronado Global Resources Inc.:

We are pleased to invite you to attend the Annual General Meeting of Stockholders, or the Annual General Meeting, of Coronado Global Resources Inc., or the Company, to be conducted via live webcast on June 4, 2025, at 10:00 A.M., Australian Eastern Standard Time (or June 3, 2025, at 8:00 P.M., U.S. Eastern Time) at <https://meetnow.global/MSJFC6S>. We are holding a virtual only meeting to enable greater stockholder access, attendance and participation, to improve meeting efficiency and our ability to communicate effectively with our stockholders, and to reduce costs. Stockholders, or their appointed proxies, will be able to listen, vote and submit questions from any location with internet connectivity. There will not be a physical location for our Annual General Meeting, and you will not be able to attend the meeting in person. Additional information on how to participate in the Annual General Meeting can be found on page i below.

The proposals for the Annual General Meeting are as follows:

1. the holder of our preferred stock Series A, par value \$0.01 per share, will be asked to elect the director nominee designated by The Energy & Minerals Group and named in the accompanying proxy statement to serve until the 2026 annual general meeting of stockholders of the Company or until such director's successor has been duly elected and qualified;

The holders of our common stock (and holders of our Chess Depositary Interests, or CDI Holders) will be asked to:

2. elect each of the six director nominees of the Company named in the accompanying proxy statement to serve until the 2026 annual general meeting of stockholders of the Company or until their successors have been duly elected and qualified;
3. approve, on a non-binding advisory basis, the compensation of our named executive officers;
4. ratify the appointment of Ernst & Young as the Company's independent registered public accounting firm for the fiscal year ending December 31, 2025; and
5. transact such other business as may properly come before the Annual General Meeting or any postponements or adjournments thereof.

Stockholders who held our common stock at the close of business on April 16, 2025 are entitled to receive notice of, attend and vote at the Annual General Meeting. Whether or not you plan to join the virtual Annual General Meeting, to ensure that your shares (or shares underlying your Chess Depositary Interests, or CDIs) are represented at the Annual General Meeting, please vote your shares (or shares underlying your CDIs) in one of the manners described in the accompanying proxy materials.

Stockholders may vote their shares by telephone, by signing, dating and returning their proxy card, or at the virtual Annual General Meeting. For specific voting instructions, please refer to the information provided in the following proxy statement or the voting instructions you receive that are provided via the internet or mail.

CDI Holders may instruct CHESS Depositary Nominees Pty Ltd, or CDN, to vote the shares underlying their CDIs by following the instructions on the CDI voting instruction form or online at

For personal use only

www.investorvote.com.au. Doing so permits CDI Holders to instruct CDN to vote on their behalf in accordance with their written instructions.

Your vote is important. Please vote your shares promptly to ensure the presence of a quorum during the Annual General Meeting. If you are unable to join the Annual General Meeting, you are encouraged to complete the enclosed proxy card or CDI voting instruction form and submit it as soon as possible in the envelope provided so that it is received by 10:00 A.M., Australian Eastern Standard Time, on June 2, 2025 or 8:00 P.M., U.S. Eastern Time, on June 1, 2025. Alternatively, you can cast your vote online before 10:00 A.M., Australian Eastern Standard Time, on June 2, 2025 or 8:00 P.M., U.S. Eastern Time, on June 1, 2025 by following the instructions on the proxy card.

**Important Notice Regarding the Internet Availability of Proxy Materials  
for the Annual General Meeting of Stockholders to Be Held on June 3, 2025:**

**This Notice of the Annual General Meeting of Stockholders, the accompanying proxy statement and the Company's 2024 Annual Report to Stockholders (which includes the Company's Annual Report on Form 10-K filed with the U.S. Securities and Exchange Commission on February 19, 2025), are available at [www.investorvote.com.au](http://www.investorvote.com.au).**

**This Notice of the Annual General Meeting of Stockholders is accompanied by the proxy statement, a form of proxy card and a CDI voting instruction form, which all form part of this Notice.**

**The Board of Directors unanimously recommends that the stockholders of the Company vote their shares (or shares underlying CDIs) as follows:**

“**FOR**” the election, by the holder of our preferred stock Series A, par value \$0.01 per share, of the director nominee of the Company designated by The Energy & Minerals Group and named in the accompanying proxy statement to serve until the 2026 annual general meeting of stockholders of the Company or until such director's successor has been duly elected and qualified;

“**FOR**” the election, by the holders of our common stock (and CDIs), of each of the six director nominees of the Company named in the accompanying proxy statement to serve until the 2026 annual general meeting of stockholders of the Company or until their successors have been duly elected and qualified;

“**FOR**” the approval, on a non-binding advisory basis, of our named executive officers' compensation; and

“**FOR**” the ratification of the appointment of Ernst & Young as the Company's independent registered public accounting firm for the fiscal year ending December 31, 2025.

By Order of the Board of Directors,

/s/ Susan Casey

Susan Casey  
*Secretary*  
Brisbane, Australia  
April 22, 2025

For personal use only

## IMPORTANT INFORMATION ABOUT THE COMPANY'S VIRTUAL ANNUAL GENERAL MEETING OF STOCKHOLDERS

### **Important Information about the Company's Virtual Annual General Meeting**

The 2025 Annual General Meeting of Stockholders, or the Annual General Meeting, of Coronado Global Resources Inc., or the Company, will be held on June 3, 2025. The Annual General Meeting will be conducted solely online, via live webcast. Stockholders of record at the close of business on April 16, 2025 are entitled to participate in the Annual General Meeting. Below are answers to some frequently asked questions about the virtual Annual General Meeting format.

#### ***Why did the Board of Directors decide to adopt a virtual format for the Annual General Meeting?***

Our Annual General Meeting will be a completely virtual meeting conducted solely online via live webcast where stockholders, which term includes CHESSE Depository Interests, or CDIs, holders, or CDI Holders, will participate by accessing a website using the internet. There will not be a physical meeting location. Our experience continues to be that hosting a virtual meeting facilitates stockholders' access, attendance and participation at our Annual General Meeting by enabling stockholders to participate remotely from any location around the world. We have designed the virtual Annual General Meeting to provide the same rights and opportunities to participate as stockholders would have at an in-person meeting, including the right of stockholders to vote and submit questions before and during the meeting through the virtual meeting platform. A virtual meeting also eliminates many of the costs associated with hosting a physical meeting, which will benefit both our stockholders and the Company.

#### ***How can I view and participate in the Annual General Meeting?***

All of our stockholders are invited to attend the Annual General Meeting.

Stockholders can watch and participate in the virtual Annual General Meeting via the online platform by visiting <https://meetnow.global/MSJFC6S>. Stockholders should enter the stockholder control number provided on your proxy card.

If you participate in the virtual Annual General Meeting as a proxyholder, you can log into the Annual General Meeting by entering a unique email invitation link, which can be obtained by contacting Computershare Investor Services at [legalproxy@computershare.com](mailto:legalproxy@computershare.com) prior to 7:00 A.M., Australian Eastern Standard Time on May 29, 2025 (or 5:00 P.M., U.S. Eastern Time, on May 28, 2025).

Note that stockholders who wish to appoint a third-party proxyholder to represent them at the Annual General Meeting and attend online must appoint their proxyholder prior to the proxyholder registering for online access. For online access, the proxyholder must obtain a unique email invitation link by contacting Computershare Investor Services at [legalproxy@computershare.com](mailto:legalproxy@computershare.com) prior to 7:00 A.M., Australian Eastern Standard Time on May 29, 2025 (or 5:00 P.M., U.S. Eastern Time, on May 28, 2025).

If you would like to attend the virtual Annual General Meeting as a CDI Holder, you can log into the Annual General Meeting as a guest, by entering your name and email address in the respective fields.

Note that CDI Holders may not vote online at the Annual General Meeting. CDI Holders who wish to vote on the proposals at the Annual General Meeting must use their CDI voting instruction form to direct CHESSE Depository Nominees Pty Ltd, or CDN, to vote their CDIs by 10:00 A.M. Australian Eastern Standard Time on June 2, 2025 (or 8:00 P.M., U.S. Eastern Time, on June 1, 2025).

For full details on how to log in, please refer to the Online Meeting Guide available at <https://coronadoglobal.com/>.

#### ***When can I join the virtual Annual General Meeting?***

You may log into the Annual General Meeting platform beginning at 9:00 A.M., Australian Eastern Standard Time on June 4, 2025 (or 7:00 P.M., U.S. Eastern Time, on June 3, 2025). The Annual General Meeting will begin promptly at 10:00 A.M., Australian Eastern Standard Time (or 8:00 P.M., U.S. Eastern Time).

***How can I ask questions?***

We encourage stockholders to submit their questions in advance of the Annual General Meeting by visiting [www.investorvote.com.au](http://www.investorvote.com.au). Questions can also be submitted by stockholders, or their appointed proxies, but not CDI Holders at any time during the Annual General Meeting through the Annual General Meeting's virtual meeting platform. To ask a question during the Annual General Meeting, press on the speech bubble icon. This will open a new screen. At the bottom of that screen, there will be a section for you to type your question. Once you have finished typing, please hit the arrow symbol to send.

Note that only stockholders, or their appointed proxies, but not CDI Holders, will have access to the voting and question functions on the Annual General Meeting's virtual meeting platform. CDI Holders may not vote, or ask questions, online during the Annual General Meeting. However, we encourage all stockholders, including CDI Holders, to submit your questions in advance of the Annual General Meeting by visiting [www.investorvote.com.au](http://www.investorvote.com.au).

***What if I lost my control number?***

You will be able to log in as a guest. To view the Annual General Meeting webcast, visit <https://meetnow.global/MSJFC6S> and register as a guest. However, if you log in as a guest, you will not be able to vote your shares or submit questions during the Annual General Meeting.

***What if I have technical or logistical difficulties?***

We will have technicians ready to assist you with any technical difficulties you may have accessing the Annual General Meeting. If you encounter any difficulties accessing the Annual General Meeting during the check-in or meeting time, please call 1-888-724-2416 (if in the U.S.) or +61 3 9415 4024 (if in Australia) for assistance. Technical support will be available starting one hour before the start of the Annual General Meeting and will remain available for 30 minutes after the Annual General Meeting has finished.

***Where can I find additional information?***

Additional information regarding the ability of stockholders to ask questions during the Annual General Meeting, related rules of conduct, and procedures for posting appropriate questions received during the Annual General Meeting will be available two weeks prior to the Annual General Meeting at <https://coronadoglobal.com/>. Similarly, matters addressing technical and logistical issues, including accessing the Annual General Meeting's virtual meeting platform, webcasting arrangements and recordings will be available on our investor relations page one week prior to the Annual General Meeting at <https://coronadoglobal.com/>.

***What if I have additional questions?***

You may call investor relations at +61 7 3031 7777 or contact [investors@coronadoglobal.com](mailto:investors@coronadoglobal.com).

***Our Commitment to Transparency***

If there are questions pertinent to Annual General Meeting matters, management will post answers to a representative set of such questions on the investor relations page of the Company's website (<https://coronadoglobal.com/investors>). Any relevant questions and answers and a replay of the Annual General Meeting will be available as soon as practicable after the Annual General Meeting and will remain available for two weeks after posting.

**2025 PROXY STATEMENT**

Unless otherwise noted, references in this proxy statement to “we,” “us,” “our,” “Company,” or “Coronado” refer to Coronado Global Resources Inc. and its consolidated subsidiaries and associates, unless the context indicates otherwise. In addition, all dollar amounts contained herein are expressed in United States dollars, or US\$, except where otherwise stated. References to “A\$” are references to Australian dollars, the lawful currency of the Commonwealth of Australia. This proxy statement is being furnished in connection with the solicitation of proxies by the Company’s Board of Directors for use at the Company’s 2025 Annual General Meeting of Stockholders, or the Annual General Meeting, to be conducted virtually via live webcast on June 4, 2025, at 10:00 A.M., Australian Eastern Standard Time (or June 3, 2025, at 8:00 P.M., U.S. Eastern Time). This proxy statement contains important information regarding the Annual General Meeting. You should review this information, along with the Notice of the Annual General Meeting of Stockholders and Coronado’s 2024 Annual Report to Stockholders, or the Proxy Annual Report, before voting. The Proxy Annual Report includes the Company’s Annual Report on Form 10-K filed with the U.S. Securities and Exchange Commission, or SEC, on February 19, 2025.

You may vote if you were a stockholder of record at the close of business on April 16, 2025, or the record date, for the Annual General Meeting. CDI Holders, as of the record date are entitled to receive notice of and attend the Annual General Meeting and may direct CDN to vote the shares underlying their CDIs at the Annual General Meeting by following the instructions on the CDI voting instruction form or by voting online at [www.investorvote.com.au](http://www.investorvote.com.au).

Our proxy materials are first being made available to all stockholders and CDI Holders entitled to vote on or about April 22, 2025.

## TABLE OF CONTENTS

	Page
<a href="#"><u>PROPOSALS 1 AND 2. ELECTION OF DIRECTOR NOMINEES</u></a>	<a href="#"><u>1</u></a>
<a href="#"><u>PROPOSAL 3. ADVISORY VOTE TO APPROVE OUR NAMED EXECUTIVE OFFICERS' COMPENSATION</u></a>	<a href="#"><u>5</u></a>
<a href="#"><u>PROPOSAL 4. RATIFICATION OF THE APPOINTMENT OF ERNST &amp; YOUNG AS THE COMPANY'S INDEPENDENT REGISTERED PUBLIC ACCOUNTING FIRM FOR THE FISCAL YEAR ENDING DECEMBER 31, 2025</u></a>	<a href="#"><u>6</u></a>
<a href="#"><u>EXECUTIVE OFFICERS AND CORPORATE GOVERNANCE</u></a>	<a href="#"><u>7</u></a>
<a href="#"><u>EXECUTIVE COMPENSATION</u></a>	<a href="#"><u>15</u></a>
<a href="#"><u>SECURITY OWNERSHIP OF CERTAIN BENEFICIAL OWNERS AND MANAGEMENT</u></a>	<a href="#"><u>44</u></a>
<a href="#"><u>DELINQUENT SECTION 16(a) REPORTS</u></a>	<a href="#"><u>46</u></a>
<a href="#"><u>CERTAIN RELATIONSHIPS AND RELATED PARTY TRANSACTIONS</u></a>	<a href="#"><u>47</u></a>
<a href="#"><u>AUDIT COMMITTEE REPORT</u></a>	<a href="#"><u>49</u></a>
<a href="#"><u>STOCKHOLDERS' PROPOSALS FOR THE 2026 ANNUAL GENERAL MEETING</u></a>	<a href="#"><u>50</u></a>
<a href="#"><u>GENERAL INFORMATION</u></a>	<a href="#"><u>51</u></a>
<a href="#"><u>HOUSEHOLDING</u></a>	<a href="#"><u>52</u></a>
<a href="#"><u>VOTING INFORMATION</u></a>	<a href="#"><u>53</u></a>

## PROPOSALS 1 AND 2. ELECTION OF DIRECTOR NOMINEES

The following qualified individuals have been nominated for election to the Board of Directors and possess skills we believe align with our business and strategy:

<u>Name</u>	<u>Age</u>	<u>Position(s)</u>
Douglas G. Thompson	52	Managing Director and Chief Executive Officer
Garold Spindler	77	Executive Chair, Director
Aimee R. Allen	61	Director
Philip Christensen	70	Director
Greg Pritchard	62	Director
Laura Tyson	53	Director
Jan C. Wilson	52	Director

### Director Nominees

The size of our Board of Directors is fixed by our Board of Directors, subject to the terms of our certificate of incorporation and bylaws. Pursuant to our certificate of incorporation, The Energy & Minerals Group, or EMG, and funds managed by EMG, which we refer to, collectively, as the EMG Group, or a permitted transferee thereof, is provided with Board of Directors designation rights tied to the level of the EMG Group's aggregate beneficial ownership of shares of our common stock. See "Board of Directors" for information regarding the director nomination and election rights of the EMG Group.

The Company has received a notice from the EMG Group that they have nominated Ms. Laura Tyson for reelection at the Annual General Meeting. At the Annual General Meeting, the holder of our issued share of preferred stock Series A, par value \$0.01 per share, or the Series A Share, will be asked to elect the director nominee designated by the EMG Group, and holders of our common stock will be asked to elect six director nominees. If each of the director nominees listed below is elected, the size of our Board of Directors will be seven directors pursuant to our certificate of incorporation.

The stockholders are being asked to elect each of the persons listed below to serve until the 2026 annual general meeting of stockholders of the Company or until their successors have been duly elected and qualified. All director nominees currently serve as directors whose terms expire at the Annual General Meeting. Each of the director nominees have agreed to being named in this proxy statement and to serve as a director if elected at the Annual General Meeting. Our Board of Directors has nominated these director nominees (except for Ms. Laura Tyson) following the recommendation of the Compensation and Nominating Committee of the Board of Directors. As previously disclosed, William (Bill) Koeck informed the Board of Directors of his decision to not stand for re-election as a director upon expiration of his current term at the Annual General Meeting. The Board of Directors has determined that the role of Lead Independent Director will not continue following the Annual General Meeting.

Unless otherwise directed, the proxy holders named in the proxy you submit intend to vote "FOR" each of the nominees in the election of directors. For CDI Holders, if you do not submit your CDI voting instruction form and direct CDN on how to vote your shares underlying CDIs, the shares underlying your CDIs will not be counted for the purpose of establishing a quorum and will have no effect on the outcome of this proposal. If any nominee should become unable or unwilling for good cause to serve as a director if elected, the shares will be voted for such substitute nominee as may be proposed by our Board of Directors. However, we are not aware of any circumstances that would prevent any of the director nominees from serving on our Board of Directors.

The following provides information with respect to each nominee for election as a director. It includes the specific experience, qualifications and skills considered by the Compensation and Nominating Committee and/or the Board of Directors in assessing the appropriateness of the person to serve as a director.

## **Director Nominee to Be Elected by the Holder of the Series A Share**

### ***Laura Tyson, Director***

Ms. Tyson joined our Board of Directors on September 21, 2018, as a designee of the EMG Group. Ms. Tyson is currently a board member for several EMG portfolio companies, including Ascent Resources LLC and Heritage NonOp Holdings, LLC and LiChem Australia Pty Ltd. Ms. Tyson serves as a Managing Director, the Chief Operating Officer and General Counsel and Secretary for EMG. She has over 25 years' experience working on corporate and securities transactions. Prior to joining EMG in February 2014, Ms. Tyson was a Partner at the international law firm of Baker Botts L.L.P. and was a member of the Master Limited Partnership, Energy and Private Equity practice groups. While at Baker Botts L.L.P., Ms. Tyson's practice focused on the energy sector and master limited partnerships, including those engaged in coal mining, pipeline transportation and gathering, storage, oil and gas exploration and production, compression, shipping and propane, and she served as outside counsel to EMG on both portfolio company investments and co-investment structuring beginning in 2008. Ms. Tyson earned a B.S. in Economics and Finance from McNeese State University and a J.D. from the University of Houston Law Center.

Ms. Tyson was selected to serve on our Board of Directors because of her extensive knowledge and understanding of our business and operations.

**The Board of Directors unanimously recommends that the holder of the Series A Share vote "FOR" the election of the director nominee designated by the EMG Group listed above to serve until the 2026 annual general meeting of stockholders of the Company or until such director's successor has been duly elected and qualified.**

## **Nominees for Election as Directors to Be Elected by Holders of Our Common Stock**

### ***Garold Spindler, Executive Chair***

Mr. Spindler has served as Executive Chair since May 2023, and previously served as our Managing Director and Chief Executive Officer from August 2018 to May 2023. Prior to that, Mr. Spindler served as the Chief Executive Officer of Coronado Group LLC from its formation in 2011 until October 2018. He served as the Chief Executive Officer at Coronado Group HoldCo LLC from December 2017 until August 2018. Mr. Spindler has 50 years' experience in the coal industry and has held several key executive positions at some of the world's largest coal companies, including Chief Executive Officer of UK Coal, President and Chief Executive Officer of Amax Coal Company (U.S.), and President and Chief Executive Officer of Pittston Coal Company. Mr. Spindler earned both a B.S. and M.S. in Mining Engineering from West Virginia University, and a Masters of Management from Stanford University.

Mr. Spindler was selected to serve on our Board of Directors because of his extensive knowledge and experience in the coal industry.

### ***Douglas G. Thompson, Managing Director and Chief Executive Officer***

Mr. Thompson joined our Board of Directors and has served as our Managing Director and Chief Executive Officer since May 2023. Mr. Thompson served as the Chief Operating Officer, Australia from September 2021 to May 2023. Mr. Thompson has more than 25 years' experience in the mining industry, including as Managing Director and Chief Executive Officer of Thiess Pty Ltd, an affiliate of the CIMIC Group, an engineering-led construction and mining services company, from October 2017 to July 2021. Prior to his role of Managing Director and Chief Executive Officer, Mr. Thompson held leadership positions within the CIMIC Group of Companies, including CPB Contractor, Sedgman and Thiess Pty Ltd. Prior to joining the CIMIC Group, Mr. Thompson held senior roles with Gold Fields Limited, a gold mining company, which is headquartered in South Africa. Mr. Thompson holds a National Higher Diploma in Mechanical Engineering from Cape Peninsula University of Technology, a Bachelor of Science (Honors) Engineering Mining from the University of Witwatersrand and has completed an International Executive Development Program with the University of Cambridge and the University of Witwatersrand. Mr. Thompson is also a Chartered Professional Engineer and Fellow of Engineers Australia and AusIMM.

For personal use only

Mr. Thompson was selected to serve on our Board of Directors because of his extensive knowledge and experience in the coal industry.

***Aimee R. Allen, Director***

Ms. Allen joined our Board of Directors on August 31, 2023. Ms. Allen is a senior executive with more than 30 years' international experience in the Steel and Mining Industries having previously held senior positions with BHP, ArcelorMittal and BlueScope Steel. Since 2018, Ms. Allen has served as a Principal Consultant for Cyient Consulting, a New York Stock Exchange, or NYSE, listed consulting practice specializing in global engineering and technology solutions. Ms. Allen held the position of General Manager, Surface for the BHP Olympic Dam mine between November 2015 and July 2017; and was responsible for the safely mined delivery of copper, uranium, gold and silver from this large-scale Australian operation. Prior to that, Ms. Allen was General Manager of the ArcelorMittal Vanderbijlpark steel works in South Africa, one of the world's largest inland steel mills and the largest supplier of flat steel products in sub-Saharan Africa. Ms. Allen has also held a number of positions with BlueScope Steel, including General Manager, Western Port Works near Melbourne, Australia where she was responsible for all aspects of the operation. Ms. Allen holds a Masters in Metallurgical Engineering from The Ohio State University and an MBA from the University of Pittsburgh.

Ms. Allen was selected to serve on our Board of Directors because of her extensive knowledge and experience in the resources industry.

***Philip Christensen, Director***

Mr. Christensen joined our Board of Directors on September 21, 2018. Mr. Christensen previously served as Executive Director of New Wilkie Energy Group Ltd., a coal mining company, from January 2023 to December 2023. Since August 2018, Mr. Christensen has served as Chair of EcoJoule Energy Holdings Pty Ltd., a manufacturer of power electronics products and technologies for the grid. Mr. Christensen served as Non-Executive Director of a coal exploration business, Corvus Resources Pty Limited from December 2022, and of Corvus Operations Pty Limited from December 2023, and resigned from both boards in February 2024. Since 2017, Mr. Christensen has served as the sole partner of Christensen Legal Pty Ltd, or Christensen Legal, a Brisbane-based boutique law firm practicing general corporate law. In addition, Mr. Christensen's prior board service includes Dover Castle Metals Pty Ltd., a mineral exploration company, from July 2021 until August 2022, Whitehaven Coal Limited, an Australian coal mining company, from 2012 until 2014, and Aston Resources Limited, an Australian coal mining, exploration and development company, from 2010 until 2012. Mr. Christensen has more than 30 years' experience in corporate mergers and acquisitions and was a partner at Herbert Smith Freehills, a law firm, for 23 years, which predominantly advises companies within the resources sector. Mr. Christensen earned both a Bachelor of Commerce and Bachelor of Laws degrees from the University of New South Wales. He is a solicitor admitted to practice in Queensland and the High Court of Australia.

Mr. Christensen was selected to serve on our Board of Directors because of his experience on the board of directors of coal mining and resource companies and his experience as legal counsel in the mining industry.

***Greg Pritchard, Director***

Mr. Pritchard joined our Board of Directors on September 21, 2018. Mr. Pritchard was Managing Director and the Chief Executive Officer of Energy Developments Limited, a global producer of sustainable distributed energy, from December 2007 until October 2016, having joined the company as Finance Director in June 2001. Mr. Pritchard previously served as Chief Financial Officer of QCT Resources Limited, a coal production and distribution company, and as Chief Financial Officer QNI Limited, an Australian nickel and cobalt refinery. Mr. Pritchard previously held senior positions at KPMG in London and Europe, a global audit, tax and advisory services provider, and Wardley James Capel (now known as HSBC Securities Asia Limited), a stock brokerage services provider, in Australia, the United Kingdom and Europe. Mr. Pritchard is a Fellow of Chartered Accountants Australia & New Zealand and earned a Bachelor of Commerce from The University of Melbourne and a Master of Applied Finance from Macquarie University.

For personal use only

Mr. Pritchard was selected to serve on our Board of Directors because of his extensive experience in finance and service with companies in the energy sector.

***Jan C. Wilson, Director***

Ms. Wilson joined our Board of Directors on August 31, 2023. Ms. Wilson is a seasoned executive with over 25 years' experience in commodities, renewables, risk management, structured products, asset acquisition and energy transition. Since 2018, Ms. Wilson has served as a Senior Advisor for CPP (Canada Pension Plan) Investments in the Sustainable Energies Group where she advises on various areas of the business and is currently focused on the venture and growth investments in the energy transition area. Ms. Wilson previously served on the board of directors of Spartan Acquisition Corp. III prior to its merger with Allego Holding B.V. from January 2021 to March 2022, Spartan Acquisition Corp. II prior to its merger with Sunlight Financial from October 2020 to July 2021, and Spartan Acquisition Corp. I prior to its merger with Fisker Inc. from April 2020 to October 2020. In addition, Ms. Wilson served on the board of directors of Crestone Peak Resources LLC, an independent energy company focused on the extraction of oil and gas reserves in the Denver-Julesburg Basin, from September 2020 to October 2021. Ms. Wilson has previously served as a consultant for Royal Bank of Canada, Senior Vice President for RBS Sempra Commodities LLC, Director for Freeport Commodities LLC, and commenced her career at Enron Corp. Ms. Wilson holds a B.A. in Economics and a B.A. in Honors Business Administration from the University of Western Ontario and an M.B.A from Queens University.

Ms. Wilson was selected to serve on our Board of Directors because of her extensive experience in finance and service with companies in the energy sector.

**The Board of Directors unanimously recommends that holders of our common stock (and CDI Holders) vote “FOR” the election of each of the six director nominees of the Company listed above to serve until the 2026 annual general meeting of stockholders of the Company or until their successors have been duly elected and qualified.**

### PROPOSAL 3. ADVISORY VOTE TO APPROVE OUR NAMED EXECUTIVE OFFICERS' COMPENSATION

Pursuant to the Dodd-Frank Wall Street Reform and Consumer Protection Act and Section 14A(a)(1) of the Securities Exchange Act of 1934, or the Exchange Act, we are providing our stockholders the opportunity to cast a non-binding, advisory vote on the compensation of the Company's named executive officers, or NEOs, as disclosed in this proxy statement, or Say-on-Pay vote. The Company conducts annual Say-on-Pay votes and the next Say-on-Pay vote will occur at the 2026 annual general meeting of stockholders.

As described below under "Executive Compensation," we seek to provide compensation to each NEO that is designed to attract and retain qualified executive officers and to incentivize them to create sustainable performance. Our compensation program is designed to reward both individual and Company performance, while aligning the financial interests of each NEO with the interests of our stockholders. The Compensation and Nominating Committee sets compensation for each NEO at a level it believes is appropriate considering each NEO's current compensation levels, peer group benchmarking, and, other than with respect to his own compensation, recommendations of the Chief Executive Officer, which are based primarily on Company and individual performance, as well as competitive market data.

This Say-on-Pay vote is not intended to address any specific element of compensation. Rather, the vote relates to the overall compensation of our NEOs, as described below under "Executive Compensation." We are asking our stockholders to approve the following advisory resolution at our Annual General Meeting:

"RESOLVED, that the compensation of the Company's named executive officers, as disclosed pursuant to the compensation disclosure rules of the Securities and Exchange Commission, including the Compensation Discussion and Analysis, compensation tables and narrative discussion is hereby APPROVED."

As an advisory vote, the stockholder (or CDI Holder) vote on named executive officer compensation is not binding on the Company or the Board of Directors. However, the Compensation and Nominating Committee and the Board of Directors value the opinions of the stockholders (and CDI Holders) and will consider the outcome of the vote in establishing compensation philosophy and making future compensation decisions.

**The Board of Directors unanimously recommends that holders of our common stock (and CDI Holders) vote "FOR" the approval, on a non-binding advisory basis, of our named executive officers' compensation.**

**PROPOSAL 4. RATIFICATION OF THE APPOINTMENT OF  
ERNST & YOUNG AS THE COMPANY'S INDEPENDENT REGISTERED  
PUBLIC ACCOUNTING FIRM FOR THE FISCAL YEAR ENDING DECEMBER 31, 2025**

The Audit, Governance and Risk Committee, or Audit Committee, has appointed Ernst & Young, or EY, to serve as the independent registered public accounting firm to audit our financial statements for the fiscal year ending December 31, 2025. Although we are not required to seek stockholder approval of this appointment, we intend to seek stockholder approval of our registered public accounting firm annually. No determination has been made as to what action the Audit Committee would take if our stockholders fail to ratify the appointment. Even if the appointment is ratified, the Audit Committee retains discretion to appoint a new independent registered public accounting firm at any time if the Audit Committee concludes such a change would be in our best interests. We expect that representatives of EY will be present at the Annual General Meeting and will have an opportunity to make a statement if they desire to do so and to respond to appropriate questions.

**Audit Fees**

The following tables present fees for professional services rendered by EY for the fiscal periods indicated:

Service	Fees	
	2024	2023
Audit Fees <sup>(1)</sup>	\$2,565,000	\$2,509,500
Audit-Related Fees <sup>(2)</sup>	\$ 356,500	\$ 200,600
Tax Fees <sup>(3)</sup>	\$ 100,400	\$ 370,500
All Other Fees <sup>(4)</sup>	\$ —	\$ 321,200

- (1) Audit fees consist of fees billed, or to be billed, for professional services rendered for the audit of our annual consolidated financial statements and internal control over financial reporting as of and for each of the fiscal years ended December 31, 2024 and December 31, 2023, and reviews of our interim financial statements included in quarterly reports and services normally provided by our independent registered public accounting firm in connection with statutory filings. For each of the fiscal years ended December 31, 2024 and December 31, 2023, EY was also required to audit, and attest to, our management's report on internal control over financial reporting in compliance with Section 404 of the Sarbanes-Oxley Act of 2002.
- (2) Audit-related fees consist of fees billed, or to be billed, related to agreed-upon procedures and services normally provided by our independent registered public accounting firm in connection with regulatory filings.
- (3) Tax fees consist of fees billed, or to be billed, related to tax compliance matters, tax advisory services and routine on-call advice.
- (4) All other fees consist of fees billed, or to be billed, related to due diligence and advisory services pertaining to potential business acquisitions or divestures, including tax due diligence but not tax services related to structuring.

The Audit Committee has adopted an audit and non-audit services pre-approval policy that requires the Audit Committee to pre-approve services to be provided by the Company's independent registered public accounting firm. The Audit Committee will consider whether the services to be provided by the independent registered public accounting firm are prohibited by the SEC's rules on auditor independence and whether the independent registered public accounting firm is best positioned to provide the most effective and efficient service. The Audit Committee is mindful of the relationship between fees for audit and non-audit services in deciding whether to pre-approve such services. The Audit Committee has delegated to the Chair of the Audit Committee pre-approval authority between Audit Committee meetings, and the Chair must report any pre-approval decisions to the Audit Committee at the next regularly scheduled Audit Committee meeting. All non-audit services performed by EY in 2024 were pre-approved in accordance with the procedures established by the Audit Committee.

**The Board of Directors unanimously recommends that holders of our common stock (and CDI Holders) vote  
"FOR" the ratification of the appointment of Ernst & Young as the  
Company's independent registered public accounting firm for the fiscal year ending December 31, 2025.**

## EXECUTIVE OFFICERS AND CORPORATE GOVERNANCE

The names, ages and positions of our executive officers are set forth below:

Name	Age	Position(s)
Douglas G. Thompson	52	Managing Director and Chief Executive Officer
Garold Spindler	77	Executive Chair
Jeffrey D. Bitzer	69	Chief Development Officer
Craig R. Manz	54	Chief Operating Officer
Christopher P. Meyering	66	Vice President and Chief Legal Officer
Emma Pollard	51	Chief People and Sustainability Officer
Barend J. van der Merwe	49	Chief Financial Officer

### Executive Officers

#### ***Jeffrey D. Bitzer, Chief Development Officer***

Mr. Bitzer joined Coronado Group LLC in September 2013, has served as the Chief Development Officer since March 2024 and previously served as the Group Chief Operating Officer from July 2023 to March 2024. Prior to that, Mr. Bitzer served as the Chief Operating Officer, United States from August 2021 to July 2023, and the Vice President, U.S. Operations from September 2013 to July 2021. Mr. Bitzer has more than 40 years' experience in operations management involving all aspects of coal mining, including safety management, environmental compliance, cost control and analysis, production management, reserve evaluation, quality control, and process improvement. Prior to 2013, Mr. Bitzer held several positions including President and General Manager, Manager of Contract Operations and Director of Engineering for Arch Coal, Inc., Vice President and General Manager for Magnum Coal Company and Vice President of Operations for United Coal Company. Mr. Bitzer earned a Bachelor of Science degree in Mining Engineering from West Virginia University and is a licensed professional engineer in West Virginia.

#### ***Craig R. Manz, Chief Operating Officer***

Mr. Manz joined the Company in March 2025 as Chief Operating Officer. Mr. Manz previously served as Vice President, Operations of Compass Minerals International, Inc., a minerals production company, from January 2022 to March 2025. He previously served as Executive Head, Underground Operations at Anglo American plc, a multinational mining company, in Brisbane, Queensland, from December 2020 to January 2022 and as Project Director from July 2020 to December 2020. In addition, he served as General Manager at the Appin Mine at South32, a mining and metals company, from July 2018 to July 2020 and General Manager and Site Senior Executive at Anglo American plc from July 2014 to June 2018. Prior to that, he served in various management roles at Discovery Metals Botswana, Vale Coal Australia, BHP Billiton Mitsubishi Alliance, Anglo American plc and BHP Billiton Illawarra Coal. Mr. Manz holds a graduate diploma in maintenance management and a Master of Business Administration from Central Queensland University.

#### ***Christopher P. Meyering, Vice President and Chief Legal Officer***

Mr. Meyering joined the Company as Vice President and Chief Legal Officer in September 2021 and served as Secretary from September 2021 to August 2023. Mr. Meyering has been a practicing lawyer since 1983. Prior to joining the Company, Mr. Meyering was the Chief Legal Officer and Chief Compliance Officer of Sciens Capital Management LLC, a private equity fund manager, from October 2000 to July 2021. Mr. Meyering has also served as Vice President, General Counsel and Secretary for Pure Energy Corporation, an early-stage biofuel formulations company, from October 1998 to September 2000 and as Assistant General Counsel and Director of Government Affairs at The Pittston Company, an American conglomerate listed on the NYSE with interests in coal mining, home security systems, armored car services and air freight, from October 1989 to September 1998. Previously, Mr. Meyering was associated with the law firms of Day, Berry & Howard, in its corporate department, and Whitman & Ransom, in the litigation department.

Mr. Meyering earned his Bachelor of Arts degree from Georgetown University and a Juris Doctorate from Georgetown University Law Center.

***Emma Pollard, Chief People and Sustainability Officer***

Ms. Pollard has served as our Chief People and Sustainability Officer since March 2022. Ms. Pollard served as our Vice President, People and Culture from October 2018 until February 2022, and was previously our General Manager of Human Resources in Australia since January 2018. Ms. Pollard has nearly 30 years' experience in human resources. Prior to joining the Company, Ms. Pollard served as the General Manager People and Sustainability of Wesfarmers, prior to its acquisition by the Company. Prior to that, Ms. Pollard served as Head of Human Resources of European Operations at Mylan NV, a global generic and specialty pharmaceutical company, from January 2015 to September 2017 and Senior Director Talent Acquisition and Development, Europe from August 2013 to January 2015. Ms. Pollard also served as a Director, Human Relations, Australia and New Zealand at Alphapharm Pty Limited, a subsidiary of Mylan NV, from 2011 until 2013 and as Executive General Manager, Human Resources at Capral Aluminum from 2005 until 2011. Ms. Pollard earned a B.A. (Hons) in Business Administration from the University of Sunderland and a Post-Graduate Diploma in Human Resource Management from the University of Northumbria.

***Barend J. van der Merwe, Chief Financial Officer***

Mr. van der Merwe joined the Company as Chief Financial Officer in April 2025. Mr. van der Merwe previously served as Chief Financial Officer of Evolution Mining, a gold mining company, from March 2023 to March 2025. Mr. van der Merwe previously served as Vice President, Organizational Effectiveness Transformation Program at Orica Limited, a commercial explosives provider, from May 2022 to December 2023, and as Vice President, Group Finance from July 2019 to May 2022. Prior to that, Mr. van der Merwe served as the Chief Financial Officer and Executive Director at Lonmin Plc, a platinum group metals mining company, from April 2016 to June 2019, and Chief Financial Officer at Debswana Diamond Company Limited, a diamond mining company, from December 2012 to December 2015. Mr. van der Merwe also held various senior finance roles within Anglo American Platinum, a platinum mining company, between 2002 to 2012. Mr. van der Merwe also held various audit and accounting roles at PricewaterhouseCoopers from 1998 to 2002. Mr van der Merwe has a B Com (Hons) with a major in Accounting Sciences from the University of Pretoria. He became a Chartered Accountant and member of the South African Institute of Chartered Accountants (SAICA) in May 2001, and is a full Chartered Accountant and current member of Chartered Accountants Australia & New Zealand.

**Board of Directors**

Our business and affairs are managed under the direction of our Board of Directors. Our Board of Directors currently consists of eight directors, comprised of our Chief Executive Officer, our Executive Chair, five independent directors and one non-executive director nominated by EMG. Mr. Koeck will not stand for re-election as a director upon expiration of his current term, which expires at the Annual General Meeting.

The number of directors is fixed by our Board of Directors, subject to the terms of our certificate of incorporation and bylaws. Pursuant to our certificate of incorporation, we issued the Series A Share, which is beneficially owned by the EMG Group, through its ownership of Coronado Group LLC. Ownership of our Series A Share provides the EMG Group (or a permitted transferee thereof) with Board of Directors designation rights tied to the level of the EMG Group's aggregate beneficial ownership of shares of our common stock.

If the EMG Group elects, by written notice to us, the EMG Group will have the sole and exclusive right to nominate and elect, voting as a separate class and to the exclusion of all other series or classes of capital stock, a number of directors representing:

- a majority of the total number of directors so long as the EMG Group beneficially owns in the aggregate at least 50% of our outstanding shares of common stock;

- 40% of the total number of directors if the EMG Group beneficially owns in the aggregate 40% or more, but less than 50%, of our outstanding shares of common stock;
- 30% of the total number of directors if the EMG Group beneficially owns in the aggregate 30% or more, but less than 40%, of our outstanding shares of common stock;
- 20% of the total number of directors if the EMG Group beneficially owns in the aggregate 20% or more, but less than 30%, of our outstanding shares of common stock; or
- 10% of the total number of directors if the EMG Group beneficially owns in the aggregate 10% or more, but less than 20%, of our outstanding shares of common stock.

We will redeem our Series A Share to the fullest extent permitted by law (at a price of \$1.00) if, at any time, the EMG Group no longer beneficially owns, in the aggregate, 10% or more of the outstanding shares of our common stock.

On September 24, 2018, we entered into a Stockholder's Agreement with Coronado Group LLC, which governs the relationship between the EMG Group and us (including certain governance matters) while the EMG Group retains an interest in our ownership. Pursuant to the Stockholder's Agreement, for so long as the EMG Group has the right to nominate and elect directors as a holder of our Series A Share and any such director has been elected, the EMG Group will have the right to designate one of such directors to be included in the membership of any committee of the Board of Directors, except to the extent that such membership would violate applicable securities laws or stock exchange or stock market rules.

Apart from Mr. Koeck, each of our current directors will continue to serve as a director until the election and qualification of his or her successor, or until his or her earlier death, resignation or removal.

#### **Code of Business Conduct and Ethics**

Our Board of Directors has adopted a formal Code of Business Conduct and Ethics, which is applicable to all of our employees, officers and directors, including our chief executive and senior financial officers, that outlines how we expect our representatives to behave and conduct business in the workplace and includes legal compliance and guidelines on appropriate ethical standards.

The Code of Business Conduct and Ethics is designed to:

- provide a benchmark for professional behavior;
- support our business reputation and corporate image within the community; and
- make directors and employees aware of the consequences if they breach the Code of Business Conduct and Ethics.

The Code of Business Conduct and Ethics is available on our website at <https://coronadoglobal.com/sustainability/social/governance/>. Any amendment to the Code of Business Conduct and Ethics, or any waivers of its requirements, will be disclosed on our website. The identification of our website in this proxy statement does not include or incorporate by reference the information on our website into this proxy statement.

#### **Securities Dealing Policy**

Coronado has adopted a Securities Dealing Policy that governs the purchase, sale, and/or other transactions of Coronado securities by its directors, officers and employees, and has implemented processes for the Company, that the Company believes are reasonably designed to promote compliance with insider trading laws, rules and regulations, and applicable ASX listing rules.

#### **Leadership Structure and Role in Risk Oversight of the Board of Directors**

Our Board of Directors is led by our Executive Chair, Garold Spindler. The Executive Chair oversees the planning of the Board of Directors' calendar and, in consultation with the other directors, schedules and sets the agenda for meetings of the Board of Directors. In addition, the Executive Chair provides

For personal use only

guidance and oversight to members of management and acts as the Board of Directors' liaison to management. In this capacity, the Executive Chair is actively engaged on significant matters affecting us and is in regular dialogue with the Chief Executive Officer. The Executive Chair also has responsibility to lead our annual general meetings of stockholders and performs such other functions and responsibilities as requested by the Board of Directors from time to time.

As Executive Chair, Mr. Spindler's duties include, but are not limited to, the following: ensuring that the Board of Directors is effective in setting and implementing the Company's direction and that the Board of Directors focuses on strategic matters; overseeing the Company's business and setting high governance standards; serving as the direct link between executive management and the Board of Directors; overseeing the activity of the Board of Directors, including running meetings; and maintaining good relations among members of the Board of Directors. Effective as of the date of the Annual General Meeting, Mr. Koeck will cease serving as Deputy Chair and Lead Independent Director; and the Board has determined that from the date of the Annual General Meeting that position will not continue. The Board of Directors also schedules regular executive sessions for the independent directors to meet without management participation.

The Board of Directors administers its risk oversight function through the full Board of Directors, as well as through its various committees, and views risk management as an integral part of the Company's strategic planning process. While the Board of Directors retains ultimate responsibility for the strategy and performance of the Company, the day-to-day operation of the Company is conducted by, or under the supervision of, the Chief Executive Officer as directed by the Board of Directors. The Board of Directors approves corporate objectives for the Chief Executive Officer to work towards; and the management team is then responsible for implementing strategic objectives, plans and budgets approved by the Board of Directors. The Board of Directors also believes the current leadership structure enhances the Board of Directors' effectiveness in providing independent oversight of material risks affecting the Company and fulfilling its risk oversight responsibility.

#### **Director Independence**

Our Board of Directors currently consists of eight members: Garold Spindler, Douglas G. Thompson, William (Bill) Koeck, Aimee R. Allen, Philip Christensen, Greg Pritchard, Laura Tyson and Jan C. Wilson. Mr. Koeck will not stand for re-election as a director upon expiration of his current term, which expires at the Annual General Meeting. Our Board of Directors has affirmatively determined that each of Mr. Koeck, Mr. Christensen, Mr. Pritchard, Ms. Allen and Ms. Wilson are "independent." Each of Ms. Tyson, as EMG Group's designated director nominee, and Mr. Spindler and Mr. Thompson, as current executive officers of the Company, are not considered "independent."

Our Board of Directors determines that a director is "independent" when, after considering all relevant facts and circumstances, that director has no material relationship with the Company (either directly or as a partner, stockholder or officer of an organization that has a relationship with the Company). We have assessed the independence of our directors with respect to the definition of independence prescribed by New York Stock Exchange, or NYSE, the SEC, as well as the ASX Corporate Governance Principles and Recommendations.

#### **Meetings of the Board of Directors and Committees**

Our Board of Directors has three standing committees: an Audit Committee, a Compensation and Nominating Committee and a Health, Safety, Environment and Community Committee. The composition and responsibilities of each of the Audit Committee, Compensation and Nominating Committee, and Health, Safety, Environment and Community Committee are described below. Members serve on the three standing committees until their resignation or until otherwise determined by our Board of Directors. The charters for each of our standing committees is available on our website at <https://coronadoglobal.com/sustainability/social/governance/>. The identification of our website in this proxy statement does not include or incorporate by reference the information on our website into this proxy statement.

The Board of Directors held 12 regular meetings and one special meeting in 2024. In addition to the formal meetings held, the Board of Directors conducted further business by unanimous written approval on 13 occasions. The Audit Committee, the Compensation and Nominating Committee and the Health, Safety, Environment and Community Committee held five, four and three meetings, respectively, in 2024. In addition to formal meetings held, the Audit Committee, the Compensation and Nominating Committee, and the Health, Safety, Environment and Community Committee each conducted further business by unanimous written approval on one, two and one occasion, respectively, in 2024. The committees receive their authority and assignments from, and report to, the Board of Directors.

During 2023, the Board of Directors appointed a special committee of independent directors, or the Special Committee, to, among other things, assess the impact and consequences on the Company, and take such actions as the Special Committee deems appropriate, in connection with the transaction between The Energy & Minerals Group (the Company's controlling stockholder through its ownership of Coronado Group LLC, including through certain of its affiliates and managed funds) and Sev.en Global Investments, or the SGI Transaction. During 2024, the Special Committee held four meetings. On June 24, 2024, the Company announced that it had been advised by The Energy & Minerals Group that it had terminated the SGI Transaction and the Special Committee was dissolved on July 31, 2024.

All of the current directors attended at least 75% of all applicable Board of Directors and committee meetings held during 2024. In addition to holding regular Board of Directors and committee meetings, the Board of Directors members and committee members also reviewed and considered matters and documents and communicated with each other apart from the meetings. Additionally, all non-management members of the Board of Directors meet separately without members of management present at every regularly scheduled Board of Directors' meeting and the Executive Chair leads these meetings.

The Board of Directors does not have a formal policy with regard to directors' attendance at the annual general meeting. Seven directors attended the annual general meeting of stockholders held in 2024.

#### **Audit Committee**

Our Audit Committee currently consists of Mr. Pritchard (Chair), Mr. Christensen, Mr. Koeck and Ms. Wilson. Our Board of Directors has determined that each of Mr. Pritchard (Chair), Mr. Christensen, Mr. Koeck and Ms. Wilson are independent under Rule 10A-3 of the Exchange Act. Mr. Pritchard and Ms. Wilson each qualify as an "audit committee financial expert" under the applicable rules of the SEC. Mr. Koeck will not stand for re-election as a director upon expiration of his current term, which expires at the Annual General Meeting. Effective as of the date of the Annual General Meeting, our Audit Committee will consist of Mr. Pritchard (Chair), Mr. Christensen and Ms. Wilson.

Our Audit Committee oversees our accounting and financial reporting process and the audit of our financial statements and assists our Board of Directors in monitoring our financial systems and legal and regulatory compliance. Our Audit Committee is responsible for, among other things:

- financial reporting;
- application of accounting policies;
- financial management and corporate and governance risk management;
- internal control system;
- taxation and financial risk management;
- business policies and practices;
- overseeing and advising the Board of Directors on climate-related risks;
- compliance with applicable laws, regulations, standards and best practice guidelines; and
- risks associated with transactions of strategic or routine nature.

The Audit Committee has the power to investigate any matter brought to its attention within the scope of its duties and the authority to retain counsel and advisors at our expense to fulfill its responsibilities and duties.

### Compensation and Nominating Committee

Our Compensation and Nominating Committee currently consists of Mr. Koeck (Chair), Mr. Pritchard and Ms. Tyson. Our Board of Directors has determined that each of Messrs. Koeck and Pritchard is independent under Rule 10C-1 of the Exchange Act and qualifies as a “non-employee director” within the meaning of Rule 16b-3(b)(3) under the Exchange Act. Mr. Koeck will not stand for re-election as a director upon expiration of his current term, which expires at the Annual General Meeting. Effective as of the date of the Annual General Meeting, our Compensation and Nominating Committee will consist of Mr. Pritchard, Ms. Tyson and Ms. Allen, who will be appointed to the Compensation and Nominating Committee as Chair, effective as of the date of the Annual General Meeting.

Our Compensation and Nominating Committee is responsible for developing and maintaining our compensation strategies and policies, recommends corporate governance guidelines applicable to the Board of Directors and our employees, and identifies and recommends nominees for election or appointment to our Board of Directors and its committees. The responsibilities of the Compensation and Nominating Committee include:

- evaluating from time to time the performance of, and determining the remuneration of, the Chief Executive Officer and his direct reports;
- recommending to the Board of Directors whether grants are to be made under any or all of our employee equity incentive plans and approving major changes in relation to the employee equity incentive plans;
- approving major changes and developments in our policies and procedures related to remuneration;
- reviewing and facilitating stockholder and other stakeholder engagement in relation to our remuneration policies and practices;
- reviewing and recommending to the Board of Directors the size and composition of the Board of Directors including reviewing Board of Directors succession plans and the succession of the Executive Chair and Chief Executive Officer;
- reviewing and recommending to the Board of Directors the criteria for nomination as a director and the membership of the Board of Directors more generally;
- assisting the Board of Directors in relation to the performance evaluation of the Board of Directors, committees and individual directors;
- ensuring that processes are in place to support director induction and ongoing education; and
- developing, in consultation with management, and recommending to the Board of Directors measurable objectives for achieving workplace culture metrics and reviewing and recommending to the Board of Directors any necessary changes on at least an annual basis.

The Compensation and Nominating Committee also has the power to investigate any matter brought to its attention within the scope of its duties and authority to retain counsel and advisors at our expense to fulfill its responsibilities and duties.

The Compensation and Nominating Committee utilizes a variety of processes for identifying and evaluating director nominees. The identification of potential director candidates may be assisted by the use of external search organizations as appropriate. Factors considered by the Compensation and Nominating Committee when reviewing a potential candidate for appointment or election to our Board of Directors include, without limitation:

- the skills, experience, expertise and personal qualities that will best complement Board of Directors effectiveness with regard to:
  - the Board of Directors skills matrix, which sets out the mix of skills, expertise and experience that the Board of Directors currently has or is looking to achieve in its membership; and
  - the existing composition of the Board of Directors; and

For personal use only

- the capability of the candidate to devote the necessary time and commitment to the role (this involves a consideration of matters such as other Board of Directors or executive appointments) and potential conflicts of interest and independence.

Except as may be required by rules promulgated by the SEC, there are currently no specific, minimum qualifications that must be met by each candidate for the Board of Directors, nor are there specific qualities or skills that are necessary for one or more of the members of the Board of Directors to possess. In evaluating the suitability of the candidates, the Compensation and Nominating Committee takes into consideration such factors as it deems appropriate. These factors may include, among other things, issues of character, judgment, independence, expertise, length of service, and other commitments.

The Compensation and Nominating Committee will consider director candidates recommended by stockholders (other than the EMG Group) if properly submitted, including in compliance with the advance notice provisions set forth in Section 1.11 of the Company's bylaws. Stockholders wishing to suggest persons for consideration as nominees for election to the Board of Directors at the 2026 annual general meeting of stockholders may do so by providing written notice to the Secretary at the principal executive office of the Company no earlier than February 3, 2026 and no later than the close of business on March 5, 2026. Assuming that a properly submitted stockholder recommendation for a potential nominee is received and appropriate biographical and background information is provided, the Compensation and Nominating Committee and the Board of Directors will follow the same process and apply the same criteria as they do for candidates submitted by other sources in accordance with the Compensation and Nominating Committee charter.

See "Board of Directors" for information regarding the director nomination and election rights of the EMG Group.

#### **Health, Safety, Environment and Community Committee**

Our Board of Directors also maintains a standing committee on health, safety, environment and community, or the HSEC Committee, which consists of Mr. Christensen (Chair), Mr. Pritchard, Ms. Tyson and Ms. Allen. Our Board of Directors has determined that each of Mr. Christensen, Mr. Pritchard and Ms. Allen are independent.

Our HSEC Committee is responsible for, among other things:

- monitoring our performance on health, safety, environment and community, or HSEC, matters;
- monitoring the establishment of appropriate HSEC objectives, and the strategies in place to meet these objectives;
- overseeing and monitoring the establishment, operation and implementation of our HSEC policies and procedures, and considering their alignment with our values and risk appetite;
- reviewing HSEC risks and issues, and action plans put in place to seek to minimize current risks and prevent incidents;
- setting the strategic approach for sustainability and action on climate-related risks and opportunities and ensuring that these risk and opportunities, as well as emission reduction targets, are regularly discussed at HSEC meetings;
- evaluating the adequacy and effectiveness of the identification and management of HSEC and social risks and its disclosure of any material exposures to those risks; and
- monitoring our performance in regard to the HSEC consequences of decisions and actions, including impacts on employees, third parties, communities and our reputation.

The HSEC Committee has the power to investigate any matter brought to its attention within the scope of its duties. It also has the authority to retain independent counsel and independent advisors at our expense for any matter related to the fulfillment of its responsibilities and duties.

#### **Other Committees**

Our Board of Directors may establish other committees as it deems necessary or appropriate from time to time. During 2023, the Board of Directors appointed a Special Committee, to, among other things, assess

the impact and consequences on the Company, and take such actions as the Special Committee deems appropriate, in connection with the SGI Transaction. On June 24, 2024, the Company announced that it had been advised by The Energy & Minerals Group that it had terminated the SGI Transaction and the Special Committee was dissolved on July 31, 2024.

**Stockholder Communications**

Stockholders may send written communications to the Board of Directors or any one or more of the individual directors by mail to Coronado Global Resources Inc., Level 33, Central Plaza One, 345 Queen Street, Brisbane Qld 4000. Any stockholder who wishes to send a written communication to any member of the Board of Directors may do so by sending such communication to our Secretary, who will forward any appropriate communications directly to the Board of Directors or the individual director(s) specified in the communication. The Secretary routinely filters communications that are solicitations, consumer complaints, unrelated to the Company's business, or determined to pose a possible security risk to the addressee.

## EXECUTIVE COMPENSATION

### Compensation Discussion and Analysis

This compensation and discussion analysis section discusses our principles underlying the policies and decisions with respect to the compensation of our named executive officers, or NEOs, for the fiscal year ended December 31, 2024. All dates in this section refer to U.S. Eastern Time, unless noted otherwise:

Name	Position(s)
Douglas G. Thompson	Chief Executive Officer
Gerhard Ziems <sup>(1)</sup>	Group Chief Financial Officer and Head of Strategic Investment
Garold Spindler	Executive Chair
Jeffrey D. Bitzer <sup>(2)</sup>	Group Chief Operating Officer
Christopher P. Meyering	Vice President and Chief Legal Officer

(1) Mr. Ziems resigned as our Group Chief Financial Officer and Head of Strategic Investment effective as of December 31, 2024. Sandeep Deoji was appointed as our interim principal financial officer and interim principal accounting officer from January 1, 2025 until March 31, 2025. Barend J. van der Merwe was appointed as our Chief Financial Officer, effective as of April 1, 2025.

(2) Mr. Bitzer was appointed as our Chief Development Officer effective as of March 17, 2025.

### Executive Summary

Our NEOs' compensation for 2024 was structured to align the interests of our NEOs and our stockholders, attract and retain suitably qualified NEOs and incentivize them to create sustainable performance.

The following summarizes how the Company performed and its key accomplishments during 2024:<sup>1</sup>

#### Safety

The safety and well-being of our workforce continue to be the Company's highest priority.

The Group Total Reportable Incident Rate, or TRIR, as of December 31, 2024 was 1.16, compared to 0.84 as of December 31, 2023.

In Australia, the 12-month rolling average Total Reportable Injury Frequency Rate, or TRIFR, as of December 31, 2024 was 2.22, compared an industry average of 8.1. In the U.S., the 12-month rolling average TRIR as of December 31, 2024 was 2.22, compared an industry average of 3.05.

#### Financial

Coronado reported Net Loss of \$108.9 million, down 169.8% compared to 2023.

For 2024, Capital Expenditure of \$249.9 million was up 9.7% compared to 2023 (\$227.8 million) primarily due to expenditure on organic growth projects at Buchanan and Curragh.

Cash generated from operating activities was \$74.0 million for 2024, a decrease of 72.4% from 2023. As of December 31, 2024, the Company's sources of liquidity comprised cash and cash equivalents (excluding restricted cash), short-term deposits and available borrowings under our New ABL facility which totaled \$467.9 million.

#### Production

At the end of 2024, Group Run-of-mine production at Curragh was 12.6 MMt (1.9% lower compared to 2023); and Saleable Production was 9.7 MMt (3.7% lower compared to 2023).

<sup>1</sup> Capitalized terms used in this Executive Summary, but not defined in this Proxy Statement, refer to terms that are defined and addressed in our Annual Report on Form 10-K for the fiscal year ended December 31, 2024 filed with the SEC on February 19, 2025.

## 2024 Key Compensation Decisions and Actions

In determining the compensation of the executive officers, the Compensation and Nominating Committee takes into account current compensation levels, peer group benchmarking, and, other than with respect to his own compensation, recommendations of the Chief Executive Officer, which are based primarily on Company and individual performance as well as competitive market data. The Compensation and Nominating Committee uses these factors to provide context within which to assess the significance of comparative market data and to differentiate the level of target compensation among our NEOs.

Our key compensation decisions and actions relating to our NEOs' compensation for 2024 included the following:

**Base salary.** Base salary is a fixed element of compensation that is intended to attract and retain executives. From March 1, 2024, Mr. Thompson received an increase in base salary recognizing his transition into the Chief Executive Officer role and to align more closely with market benchmarks. There was no increase in base salary applied for Mr. Ziems, Mr. Spindler, Mr. Bitzer or Mr. Meyering. The total employment costs for Mr. Thompson and Mr. Ziems increased slightly due to an increase in the statutory superannuation contributions (as described below) applicable to all of our employees in Australia. The table below sets out the salaries of our NEOs (i) as of December 31, 2024, for each of Mr. Thompson and Mr. Ziems, using the average exchange rate for 2024, which was approximately A\$1.00 to US\$0.66 and (ii) as of December 31, 2023, for each of Mr. Thompson and Mr. Ziems, using the average exchange rate for 2023, which was approximately A\$1.00 to US\$0.66. For Mr. Spindler, Mr. Bitzer and Mr. Meyering, this represents base salary and for Mr. Thompson and Mr. Ziems, this represents total employment cost, which is base salary plus superannuation contributions. Statutory changes to superannuation contributions resulted in an increase of \$1,672 (A\$2,533) to the total employment cost of both Mr. Thompson and Mr. Ziems from July 1, 2024.

Name	Position	As of December 31, 2024	As of December 31, 2023
Douglas G. Thompson	Chief Executive Officer	\$909,743 (A\$1,378,033)	\$782,121 (A\$1,176,432)
Gerhard Ziems	Group Chief Financial Officer and Head of Strategic Investment	\$649,693 (A\$984,123)	\$652,586 (A\$981,590)
Garold Spindler	Executive Chair	\$925,000	\$925,000
Jeffrey D. Bitzer	Group Chief Operating Officer	\$625,000	\$625,000
Christopher P. Meyering	Vice President and Chief Legal Officer	\$530,000	\$530,000

**Performance Stock Unit Awards.** In 2024, we granted performance stock units, or PSUs, to each of our NEOs. We believe that performance-based equity awards align the interests of our NEOs with our stockholders and incentivize our NEOs to invest in the success of the Company.

**2024 Short-Term Performance Incentive.** Our short-term incentive, or STI, plan is an at-risk, variable component of our NEOs' compensation and is aligned to the Company's and the individual NEO's performance goals. The performance of the Company and the efforts and individual contributions made by the NEOs in 2024 reflects an average payout of 56.95% of maximum short-term incentive for our NEOs who were eligible to receive STI, taking into account the achievement of the individual performance factors described below.

### Role of the Most Recent Stockholder Say-On-Pay Vote

We conduct an annual stockholder advisory vote on named executive officer compensation to ensure that stockholder input informs our compensation philosophy and decisions. At our 2024 annual general meeting of stockholders, approximately 97.5% of the shares that were voted on our Say-on-Pay proposal voted to approve the compensation of our named executive officers as disclosed in our 2023 proxy statement.

Accordingly, given the strong level of support, we did not make any material changes to our executive compensation solely as a result of the Say-on-Pay vote.

## Compensation Philosophy and Objectives

Our Compensation and Nominating Committee, discussed in more detail below, set forth the following overall objectives of our executive compensation framework:

- Ensuring our compensation structures are equitable and aligned with our and our stockholders' long-term interests;
- Attracting and retaining skilled executives in both Australia and the United States; and
- Structuring short-term and long-term incentives that encourage high performance, are challenging and are linked to the creation of sustainable stockholder returns.

Executive compensation structures are designed to align the interests of stockholders with compensation outcomes by taking into account the performance of the Company, the capability and experience of executives, and current economic and industry circumstances. Further, four aspirational principles generally guide our decisions about executive compensation:

- **Fairness:** provide a fair level of reward to all executives.
- **Transparency:** build a culture of achievement by transparent links between reward and performance.
- **Alignment:** promote mutually beneficial outcomes by aligning executive, customer and stockholder interests.
- **Sustainability:** drive leadership performance and behaviors that create a culture that promotes safety, supports a workplace culture aligned with our core values, and which enables progress towards our sustainability targets.

Accordingly, we have designed our executive compensation program to reward our executives for achieving annual and long-term (three-year) financial and business goals that relate to the aforementioned principles. Specifically, the amount of incentive compensation received by our NEOs is directly related to performance against goals such as safety, progress towards sustainability targets, employee engagement, cultural programs, production, cash cost per metric ton, share price performance and cash flow as described in more detail below.

## Elements of Executive Compensation

*Base Salary.* Our executives are offered a base salary that comprises the fixed component of their compensation. Base salary is paid in order to attract and retain high-quality and experienced individuals, meet competitive salary norms and reward performance on an annual basis. Base pay for executives is reviewed annually and may be increased if appropriate. There are no guaranteed base salary increases included in any of our executives' contracts. In setting base salaries and approving base salary increases, consideration is given to each executive's position, prior experience and qualifications and competitive compensation data we review for similar positions within our industry, as well as to the fact that we are a global company operating across different geographies. We also consider competitive industry norms when determining how to allocate between cash and non-cash compensation for our NEOs. The industry comparisons are used for guidance purposes only. It is the intention of the Compensation and Nominating Committee to pay base salaries to our NEOs that are commensurate with their qualifications and demonstrated performance.

*Short-Term Performance Incentives.* We created our Short-Term Incentive Plan, or STI Plan, to provide our executive officers with rewards for outstanding performance against short-term goals. Under our STI Plan, bonus arrangements are based on both the achievement of Company performance goals and individual performance goals, which are agreed on an individual basis based on the individual's defined roles and responsibilities within our Company. We believe that paying such cash bonuses:

- ensures our executive compensation structures are equitable and aligned with our interests and those of our stockholders;
- attracts and retains skilled executives; and
- challenges both us and our executives to create sustainable stockholder returns.

The amount of short-term incentive, or STI, award that each participant becomes entitled to each year (if any) is determined by our Board of Directors and the Compensation and Nominating Committee based on the achievement of the set financial and non-financial performance targets.

The STI targets for the Company for the fiscal year ended December 31, 2024 made up 50% of each eligible NEO's overall STI opportunity and were based on safety (using group Total Reportable Incident Rate, or TRIR) and Group Free Cash Flow, or Group FCF (calculated as EBITDA minus capital expenditure), as follows:

Metric	Weighting	Entry	Target	Stretch	Results	% Achieved
Group Safety	25%	Combined TRIR 1.0	Combined TRIR 0.9	Combined TRIR 0.8	Combined TRIR 1.2	0%
Group FCF	25%	\$144m	\$192m	\$211m	-\$135m	0%

With respect to the individual performance portion of the STI, throughout the year (worth 50% of overall STI opportunity), the Chief Executive Officer provides the Compensation and Nominating Committee with his assessment of the achievement of each eligible NEO, other than himself, with respect to their personal goals and targets set for that year. As noted above, each eligible NEO's individual performance goals, are based on the individual's defined roles and responsibilities within our Company, however each includes the following elements:

- Operational and financial: delivery of the 2024 plan;
- Strategy and growth: driving long term initiatives; enhancing strategic plans; and
- Sustainability: leading proactive safety initiatives; prioritizing and driving progress towards sustainability targets, promoting cultural initiatives; demonstrating leadership effectiveness and authenticity.

Key elements of the strong individual performances by each of the NEOs in 2024, are highlighted in the chart below for our NEOs other than our Chief Executive Officer:

NEO	Principal Performance Factors
Gerhard Ziems	Refining efficiency, consistency, and accuracy in the accounting and finance functions; preserving the maintenance of a strong balance sheet to ensure business resilience; continuing to implement the marketing strategy to increase the value of our products and engage clients directly; driving initiatives aligned with the key focus areas of Strategic Growth and Capital Management; and leading investor relations efforts to expand coverage and increase market visibility.
Jeffrey D. Bitzer	Ensuring relentless focus remains on safety throughout all operations; delivering lower cost alternative coal flows through Curragh's Underground Project and Buchanan expansion plans; realizing improvements in operational performance to maximize production and reduce costs wherever possible; driving initiatives aligned with the key focus areas of Safety and Asset Optimization; and managing identified emissions reduction projects.
Christopher P. Meyering	Improving internal legal capability to reduce reliance on outside legal resources; working with external counsel and specialists to develop legal strategies required to support effective business outcomes; continuing to respond to board feedback and implementing required improvements; liaising with other executive team members to enable growth plans.

The Compensation and Nominating Committee assesses the individual performance of the Chief Executive Officer. Their assessment is based on achievement of short-term financial, strategic and operational performance goals, which ultimately lead to favorable long-term operating results and contribute to the overall value of the Company. Specifically, for 2024, these achievements included:

- Safety performance: remained below industry averages and implemented robust processes to reduce critical risks across all operations;

For personal use only

- Operational focus: brought Buchanan North and South districts into operation to improve productivity and yield blending. Reduced mining costs at Curragh by driving draglines productivity to remove truck and excavator fleets and simplified operating model to remove wasted interfaces;
- Expansion delivery: delivered Mammoth project on time and budget to secure lower cost additional coal supply and to unlock additional reserves at multiples well below market comparisons. Progressed Buchanan Second Set of Skips and RAW Storage Projects on time and budget to enable explanation capacity de bottle neck in 2025, as per plan;
- Strategic leadership: advanced the strategic framework to maximize existing asset base, focusing on organic growth; and
- Sustainability: executive sponsorship and support of projects to ensure progress in meeting sustainability goals, focusing on areas with meaningful impact.

The following table shows (i) the maximum opportunities that were available for our NEOs under the 2024 STI plan, for each of Mr. Thompson and Mr. Ziems, using the average exchange rate for 2024, which was approximately A\$1.00 to US\$0.66 and (ii) the details of the payments earned by the NEOs under the 2024 STI Plan.

NEO <sup>(1)</sup>	Maximum Opportunity Percentages (as a % of Base Salary / Total Employment Cost)	Maximum Payout Opportunity (in US\$)	Actual Payout (in US\$)
Douglas G. Thompson	200%	\$1,819,486 (A\$2,756,066)	\$1,154,670 (A\$1,749,037)
Gerhard Ziems	100%	\$649,693 (A\$984,123)	\$320,426 (A\$485,365)
Jeffrey D. Bitzer	100%	\$625,000	\$453,125
Christopher P. Meyering	75%	\$397,500	\$168,938

(1) Mr. Spindler did not receive a bonus under the 2024 STI Plan.

The award of STI to Mr. Thompson, Mr. Ziems and Mr. Bitzer was delivered as follows:

- 50% was delivered in cash after the release of our audited full-year financial results; and
- 50% was deferred for 12 months. The deferred component of the STI award will be paid after the release of our audited full-year financial results for the year following the year of the award (*e.g.*, the deferred component will be paid following the release of the Company's audited full-year financial results for fiscal year ending December 31, 2025).

The award of STI to Mr. Meyering was delivered in cash without any deferral.

The Compensation and Nominating Committee and our Board of Directors retain the right to exercise discretion to accelerate the payment of a deferred STI amount in full or to not pay a deferred STI amount where the participant has ceased employment with us or one of our entities during the performance period, or in limited other cases, including if a financial restatement is required or in cases of employee misconduct.

*Discretionary Bonus to Mr. Spindler.* As noted above, Mr. Spindler did not receive a bonus under the 2024 STI Plan. However, in recognition of his performance in his role as Chief Executive Officer through the Company's 2023 Annual General Meeting of Stockholders and in recognition of his efforts to facilitate the transition of the Chief Executive Officer role to Mr. Thompson, as previously disclosed, in August 2024, the Board of Directors approved the payment of a one-time discretionary cash bonus award of \$985,000 to Mr. Spindler outside the STI Plan.

*Long-Term Performance Incentives.* In connection with the initial public offering of the Company's CDIs in Australia in fiscal year 2018, or the Australian IPO, we established the 2018 Plan, which allows us to grant equity awards to our consultants and employees. The objective of our 2018 Plan is to foster sustained long-term performance and longer-term growth in stockholder value, while maintaining a total compensation

opportunity that enables us to retain, attract and motivate qualified and high-performing executives. The 2018 Plan was approved by our Board of Directors on September 21, 2018. The total number of shares that are available for awards under the 2018 Plan is such maximum amount permitted by law and the ASX Listing Rules.

During the fiscal year ended December 31, 2020, the Company made new PSU grants under the 2018 Plan to our then-current NEOs. The portions of these awards that were eligible to vest were determined by our Board of Directors and the Compensation and Nominating Committee based on a scorecard, or the 2020 LTI Scorecard, set by our Board of Directors and our Compensation and Nominating Committee.

The 2020 LTI Scorecard goals were determined and approved by our Board of Directors taking into account budgeted cost forecasts, business plans and strategy. The 2020 LTI Scorecard consisted of three equally-weighted performance measures based on the following categories:

- safety, specifically the total recordable injury frequency rate (TRIFR) in Australia and total recordable injury rate (TRIR) measured against the appropriate industry average in each jurisdiction;
- our percentile ranking of total shareholder return, or TSR, relative to a peer group of similar companies, measured as per the table below; and
- cash flow, calculated as Adjusted EBITDA less capex, interest and tax paid. Adjusted EBITDA is defined as earnings before interest, taxes, depreciation, depletion and amortization and other foreign exchange losses. Adjusted EBITDA is also adjusted for certain discrete items that management exclude in analyzing each of the Company's segments' operating performance. For a complete discussion of, and reconciliation of, Adjusted EBITDA to the relevant GAAP measure, see Item 7. "Management's Discussion and Analysis of Financial Condition and Results of Operations" on page 96 of our Annual Report on Form 10-K for the fiscal year ended December 31, 2024 filed with the SEC on February 19, 2025.

Performance Level	Achievement of Performance Metrics	Percentage of PSUs Earned
Maximum	At or above 75 <sup>th</sup> Percentile of Peer Group TSR	100%
Above Threshold and Below Maximum	Above 50 <sup>th</sup> and below 75 <sup>th</sup> Percentile of Peer Group TSR	interpolated on a straight-line basis
Threshold	50 <sup>th</sup> Percentile of Peer Group TSR	50%
Below Threshold	Below 50 <sup>th</sup> Percentile of Peer Group TSR	0%

Our peer group for the relative TSR metrics for the performance period January 1, 2020 to December 31, 2022, consisted of the following companies: Warrior Met Coal Inc., CONSOL Energy Inc., Arch Coal Inc., Whitehaven Coal Ltd., Alpha Metallurgical Resources Inc. (f/k/a Contura Energy Inc.), New Hope Corporation Ltd., Peabody Energy Corp., Teck Resources Ltd., Cleveland-Cliffs Inc., Fortescue Metals Group Ltd., Champion Iron Ltd., and South 32 Ltd.

The performance metrics were measured over a predetermined performance period, which was from January 1, 2020 to December 31, 2022. Such performance was certified by our Compensation and Nominating Committee on February 16, 2023. The following table shows the results of the 2020 — 2022 performance period, measured against the performance scorecard.

		LTI Award (0%)	LTI Award (50%)	LTI Award (100%)	Outcome	% Achieved
Safety	33.33% AUS	TRIFR > national average on a 3-year rolling basis	TRIFR < 80% of national average on a 3-year rolling basis	TRIFR < 60% of national average on a 3-year rolling basis	66.23%	14.1%
	US	TRIR > national average on a 3-year rolling basis	TRIR < 80% of national average on a 3-year rolling basis	TRIR < 60% of national average on a 3-year rolling basis	77%	9.7%
TSR	33.33% ALL	< 50th percentile	= 50th percentile	>= 70th percentile	8%	0
Cash flow	33.33% ALL	<\$31m	\$31m – \$42m	>\$42m	\$1,178m	33.3%
						<u>57.1%</u>

As a result of such performance, the following PSUs were conditionally earned by our NEOs in 2023:

- Mr. Ziems: 80,407 PSUs
- Mr. Spindler: 514,785 PSUs
- Mr. Bitzer: 50,449 PSUs

Such PSUs remained subject to service-based vesting in accordance with their terms. The PSUs vested on February 16, 2024.

During the fiscal year ended December 31, 2021, the Company made new PSU grants under the 2018 Plan to our then-current NEOs. The portions of these awards that were eligible to vest were determined by our Board of Directors and the Compensation and Nominating Committee based on a scorecard, or the 2021 LTI Scorecard, set by our Board of Directors and our Compensation and Nominating Committee.

The 2021 LTI Scorecard goals were determined and approved by our Board of Directors taking into account budgeted cost forecasts, business plans and strategy. The 2021 LTI Scorecard consisted of the same three equally-weighted performance measures as used for the 2020 LTI Scorecard. Our peer group for the relative TSR metrics for the performance period January 1, 2021 to December 31, 2023 was the same as the peer group for the performance period January 1, 2020 to December 31, 2022.

The performance metrics were measured over a predetermined performance period, which was from January 1, 2021 to December 31, 2023. Such performance was certified by our Compensation and Nominating Committee on February 14, 2024. The following table shows the results of the 2021 — 2023 performance period, measured against the performance scorecard.

		LTI Award (0%)	LTI Award (50%)	LTI Award (100%)	Outcome	% Achieved
Safety	33.33% AUS	TRIFR > national average on a 3-year rolling basis	TRIFR < 80% of national average on a 3-year rolling basis	TRIFR < 60% of national average on a 3-year rolling basis	35%	16.7%
	US	TRIR > national average on a 3-year rolling basis	TRIR < 80% of national average on a 3-year rolling basis	TRIR < 60% of national average on a 3-year rolling basis	69%	13.1%
TSR	33.33% ALL	< 50th percentile	= 50th percentile	>= 70th percentile	33%	0%
Cash flow	33.33% ALL	<\$31m	\$31m – \$42m	>\$42m	\$1,232m	33.3%
						<u>63.10%</u>

As a result of such performance, the following PSUs were conditionally earned by our NEOs in 2024:

- Mr. Ziems: 340,061 PSUs
- Mr. Spindler: 940,372 PSUs

- Mr. Bitzer: 92,156 PSUs

Such PSUs remained subject to service-based vesting in accordance with their terms. The PSUs vested on February 14, 2025 (other than the PSUs for Mr. Ziems, which were forfeited upon his termination of employment on December 31, 2024).

During the fiscal year ended December 31, 2022, the Company made new PSU grants under the 2018 Plan to our then-current NEOs. The portions of these awards that are eligible to vest are determined by our Board of Directors and the Compensation and Nominating Committee based on a scorecard, or the 2022 LTI Scorecard, set by our Board of Directors and our Compensation and Nominating Committee.

The 2022 LTI Scorecard goals were determined and approved by our Board of Directors taking into account budgeted cost forecasts, business plans and strategy. The 2022 LTI Scorecard consisted of the same three equally-weighted performance measures as used for the 2020 LTI Scorecard.

Our peer group for the relative TSR metrics for the performance period January 1, 2022 to December 31, 2024, consists of the following companies: Warrior Met Coal Inc., CONSOL Energy Inc., Arch Coal, Inc., Whitehaven Coal Ltd., Alpha Metallurgical Resources Inc. (f/k/a Contura Energy Inc.), New Hope Corporation Ltd., Peabody Energy Corp., Teck Resources Ltd., Cleveland-Cliffs Inc., and South 32 Ltd.

The performance metrics were measured over a predetermined performance period, which was from January 1, 2022 to December 31, 2024. Such performance was certified by our Compensation and Nominating Committee on February 12, 2025. The following table shows the results of the 2022 — 2024 performance period, measured against the performance scorecard.

			LTI Award (0%)	LTI Award (50%)	LTI Award (100%)	Outcome	% Achieved
Safety	33.33%	AUS	TRIFR > national average on a 3-year rolling basis	TRIFR < 80% of national average on a 3-year rolling basis	TRIFR < 60% of national average on a 3-year rolling basis	32%	16.7%
		US	TRIR > national average on a 3-year rolling basis	TRIR < 80% of national average on a 3-year rolling basis	TRIR < 60% of national average on a 3-year rolling basis	72%	11.7%
TSR	33.33%	ALL	< 50th percentile	= 50th percentile	>= 70th percentile	11%	0%
Cash flow	33.33%	ALL	<\$31m	\$31m – \$42m	>\$42m	\$762.2m	33.3%
							61.7%

As a result of such performance, the following PSUs were conditionally earned by our NEOs in 2025:

- Mr. Thompson: 369,146 PSUs
- Mr. Spindler: 914,649 PSUs
- Mr. Bitzer: 365,860 PSUs
- Mr. Meyering: 274,395 PSUs

Such PSUs remained subject to service-based vesting in accordance with their terms. The PSUs are scheduled to vest on February 12, 2026, subject to the NEO's continued service through such date.

During the fiscal year ended December 31, 2023, the Company made new PSU grants under the 2018 Plan to our then-current NEOs. The portions of these awards that are eligible to vest are determined by our Board of Directors and the Compensation and Nominating Committee based on a scorecard, or the 2023 LTI Scorecard, set by our Board of Directors and our Compensation and Nominating Committee.

The 2023 LTI Scorecard goals were determined and approved by our Board of Directors taking into account budgeted cost forecasts, business plans and strategy. The 2023 LTI Scorecard consisted of the same three equally-weighted performance measures as used for the 2020 LTI Scorecard. The performance metrics are measured over a predetermined performance period, which is from January 1, 2023 to

December 31, 2025. The quantitative goals for the performance measures under the 2023 LTI Scorecard are the same as the quantitative goals under the 2022 LTI Scorecard.

Our peer group for the relative TSR metrics for the performance period January 1, 2023 to December 31, 2025 was the same as the peer group for the performance period January 1, 2022 to December 31, 2024. Note that after the peer group was selected for the January 1, 2023 to January 1, 2025 performance period, Arch Coal, Inc. and CONSOL Energy Inc. merged to create Core Natural Resources, Inc. and thus are replaced by Core Natural Resources, Inc. in our peer group for the relative TSR metrics for the performance period January 1, 2023 to December 31, 2025.

During the fiscal year ended December 31, 2024, the Company made new PSU grants under the 2018 Plan to our then-current NEOs (other than Mr. Spindler). The portions of these awards that are eligible to vest are determined by our Board of Directors and the Compensation and Nominating Committee based on a scorecard, or the 2024 LTI Scorecard, set by our Board of Directors and our Compensation and Nominating Committee.

The 2024 LTI Scorecard goals were determined and approved by our Board of Directors taking into account budgeted cost forecasts, business plans and strategy. The 2024 LTI Scorecard consisted of the same three equally-weighted performance measures as used for the 2020 LTI Scorecard. The performance metrics are measured over a predetermined performance period, which is from January 1, 2024 to December 31, 2026. The quantitative goals for the performance measures under the 2024 LTI Scorecard are the same as the quantitative goals under the 2023 LTI Scorecard.

Our peer group for the relative TSR metrics for the performance period January 1, 2024 to December 31, 2026, consists of the following companies: Warrior Met Coal Inc., CONSOL Energy Inc., Arch Coal, Inc., Whitehaven Coal Ltd., Alpha Metallurgical Resources Inc. (f/k/a Contura Energy Inc.), New Hope Corporation Ltd., Peabody Energy Corp., Teck Resources Ltd., Cleveland-Cliffs Inc., and Stanmore Coal Ltd. Note that after the peer group was selected for the January 1, 2024 to January 1, 2026 performance period, Arch Coal, Inc. and CONSOL Energy Inc. merged to create Core Natural Resources, Inc. and thus are replaced by Core Natural Resources, Inc. in our peer group for the relative TSR metrics for the performance period January 1, 2024 to December 31, 2026.

*Management Incentive Units.* In order to generate positive returns for Coronado Group LLC, prior to the Australian IPO, certain of our NEOs were granted management incentive units, or MIUs, in Coronado Group LLC. Each MIU entitles the holder to a right to receive a portion of the distributions made by Coronado Group LLC. We currently do not intend to grant further MIUs to our management team in the future. For more information regarding the MIUs, see “Coronado Group LLC Management Incentive Units” below.

*Post-Employment Compensation.* In connection with our Australian IPO, we entered into an employment agreement with Mr. Spindler. In connection with his hiring on July 13, 2020, we entered into an employment agreement with Mr. Ziems. On August 4, 2021, in connection with his promotion, we entered into an employment agreement with Mr. Bitzer. In 2021, in connection with their hiring, on September 1, 2021, we entered into employment agreements with Mr. Thompson and Mr. Meyering. In May 2023, we entered into employment agreements with Mr. Thompson and Mr. Spindler in connection with their appointments to the roles of Chief Executive Officer and Executive Chair, respectively. Under these agreements, we formalized the post-employment compensation arrangements for our NEOs. Upon termination of employment without cause or a resignation for good reason, our NEOs are entitled to receive certain severance payments and other benefits. In determining whether to approve, and in setting the terms of such severance arrangements, our Compensation and Nominating Committee and our Board of Directors recognize that executives, especially highly-ranked executives, often face challenges securing new employment following termination. Severance amounts for termination without cause or a resignation for good reason would be as follows: for Mr. Thompson, a termination payment equivalent to six months’ total employment cost paid in a lump sum; for Mr. Spindler, base salary for the period from the date of termination through the date of our next annual general meeting of shareholders, for Mr. Bitzer and Mr. Meyering, base annual salary over the prior 12 months paid in a lump sum within 60 days following the date of termination; for Mr. Ziems: a termination payment equivalent to six months’ total employment cost paid in a lump sum. In the event of a termination as a result of redundancy, Mr. Thompson and

Mr. Ziems are each entitled to a redundancy payment in line with the Australian statutory national employment standards which is capped at 12 weeks of fixed salary (reducing to ten weeks after 10 years of service).

In addition to these amounts, Messrs. Bitzer and Meyering will also receive post-employment payments in connection with complying with the non-compete and non-solicitation covenants contained in their employment agreements. Payment would be made, in exchange for the provision of consultation services by such NEOs, to Mr. Meyering in the amount equal to six months of his base annual salary in 12 monthly payments, for a one-year period following termination of such officer's employment and to Mr. Bitzer in the amount equal to three months of his base annual salary in six monthly payments, for a six-month period following termination of his employment.

*Change in Control Compensation.* To provide our NEOs with some financial security in the event their employment with our organization is terminated without cause or under certain circumstances following a change in control, a portion of certain of our equity-based awards for our NEOs may vest, as determined by our Compensation and Nominating Committee in its sole discretion. For more information about the change in control agreements with our NEOs, see "Potential Payments upon Change in Control" below.

*Other Compensation.* As required by Australian law, we contribute to standard defined contribution superannuation funds on behalf of all Australian employees (including Mr. Thompson and Mr. Ziems). Superannuation is a compulsory savings program whereby employers are required to pay a portion of an employee's compensation to an approved superannuation fund that the employee is typically not able to access until they are retired. For Mr. Thompson and Mr. Ziems, superannuation is contributed up to the quarterly maximum contribution required under the Superannuation Guarantee (Administration) Act 1992 (Cth), which totaled \$18,924 (A\$28,655) for 2024. We permit employees to choose an approved and registered superannuation fund into which the contributions are paid.

Our NEOs in Australia participate in our superannuation plan on the same statutory basis as all other employees.

Our NEOs located in the United States are eligible to receive matching 401(k) contributions if they elect to participate in our 401(k) plan. We aim to match contributions, if any, at a market-appropriate level, which was a rate of 6% for fiscal year ended December 31, 2024.

For certain of our NEOs, we also pay for insurance premiums, relocation expenses, vehicle allowances and parking expenses. We pay such perquisites in order to be competitive with industry norms.

#### **Compensation Consultants**

At the beginning of 2024, we engaged Guerdon Associates to carry out formal benchmarking of remuneration levels against selected peers for each of our NEOs. The composition of the peer group for benchmarking was based on a variety of factors, including whether a company is a direct industry peer, is of similar size (as measured by revenue, assets, market capitalization and enterprise value), scope and/or complexity, and whether it is a competitor with the Company for executive and managerial talent. For 2024, the Compensation and Nominating Committee selected the following companies, or the peer group, based on the recommendation of Guerdon Associates:

Alpha Metallurgical Resources Inc.	Iluka Resources	Ryerson Holding Corp
Arch Resources	Kaiser Aluminum	Sandfire Resources
BlueScope Steel	Karoon Energy	Schnitzer Steel Industries
Carpenter Technology	Lynas Rare Earth	Silver Lake Resources
Century Aluminum	Materion	Sims
Champion Iron	New Hope Corporation	SSR Mining
Coeur Mining	Peabody Energy	South 32
Compass Minerals Int	Perenti	St Barbara
CONSOL Energy	Perseus Mining	Vulcan Steel
Evolution Mining	Ramellius Resources	Warrior Met Coal

Hecla Mining  
James Hardie Industries  
IGO

Regis Resources  
Resmed

Whitehaven Coal  
Yancoal Australia

Given the global nature of our operations, each of the NEO positions were benchmarked against both U.S. and Australian peer groups. The Compensation and Nominating Committee does not target a particular percentile within the peer group in setting an NEO's compensation but uses the peer group compensation data as one of several factors in determining the form and amount of compensation.

#### **Clawback Policy**

All awards granted under the 2018 Plan will be subject to recoupment under our clawback policy in the event our Board of Directors determines that (A) a participant has (i) acted fraudulently or dishonestly, (ii) engaged in gross misconduct, (iii) engaged in an act which has brought us into disrepute, (iv) breached his or her duties or obligations to us or (v) been convicted of an offense or has a judgment entered against them in connection with our affairs; (B) there is a material misstatement or omission in our financial statements or any other circumstance which would affect our financial soundness or require a restatement of our financial accounts; (C) a participant's awards vest or may vest as a result of the fraud, dishonesty or breach of duties or obligations of any other person and, in the opinion of our Board of Directors, the awards would not have otherwise vested; or (D) we are required by or entitled under law or Company policy to reclaim remuneration from a participant.

In the event of a recoupment, our Board of Directors may determine that any of the following held by or on behalf of the participant will lapse or deem to be forfeited: (i) unvested awards, (ii) vested but unexercised awards, (iii) RSUs, (iv) restricted shares and/or (v) CDIs or shares allocated under the 2018 Plan.

Additionally, our Board of Directors may determine that a participant must pay or repay us as a debt: (i) all or part of the net proceeds of sale where CDIs or shares allocated under the 2018 Plan have been sold, (ii) any cash payment received on vesting of awards or in lieu of an allocation of CDIs or shares and/or (iii) any dividends received in respect of CDIs or shares allocated under the 2018 Plan.

Our Board of Directors may specify in an award agreement, additional circumstances in which a participant's entitlement to awards may be reduced or extinguished.

With respect to awards granted pursuant to the STI Plan, only those awards granted to the following NEOs are subject to the clawback policy: Mr. Thompson, Mr. Ziems, Mr. Spindler and Mr. Bitzer.

#### **Hedging Policy**

We maintain a hedging policy as part of our Securities Dealing Policy, or hedging policy, that applies to our directors executives, officers, employees, contractors and consultants. Under our hedging policy, hedging includes entering into any arrangements that operate to limit the economic risk associated with holding our securities. We prohibit the practice of hedging any of our securities acquired under any employee, executive or director equity plan operated by us prior to vesting. Under our hedging policy, our securities must never be hedged while they are subject to a holding lock or restriction on dealing under the terms of an employee, executive or director equity plan operated by us.

#### **Overview of the Compensation Process**

As described above, the composition of compensation for our executive officers includes: base salary, short-term performance incentives, long-term performance incentives, post-employment or change in control based compensation, contributions to superannuation or 401(k) funds and, as appropriate, other associated remuneration in accordance with industry norms. The elements of executive compensation are discussed at the meetings of our Compensation and Nominating Committee. The Compensation and Nominating Committee meets as often as the members deem necessary, with the intent to meet approximately once each quarter. Responsibilities of the Compensation and Nominating Committee include:

- evaluating from time to time the performance of, and determining the compensation of, our Chief Executive Officer and his direct reports;

For personal use only

- recommending to our Board of Directors whether grants are to be made under any or all of our employee equity incentive plans and approving major changes in relation to employee equity incentive plans;
- approving major changes and developments in our policies and procedures related to compensation;
- ensuring that compensation of our directors and executives are competitive within the market and appropriate to attract and retain talented directors and executives;
- reviewing and recommending compensation arrangements for the chair of our Board of Directors and the non-executive directors of our Board of Directors including fees, travel and other benefits; and
- reviewing and facilitating stockholder and other stakeholder engagement in relation to our compensation policies and practices.

Under its charter, the Compensation and Nominating Committee must consist of a minimum of three non-executive directors, a majority of independent directors and an independent director as chair of the Compensation and Nominating Committee. Non-committee members, including members of management, may attend the Compensation and Nominating Committee meetings at the invitation of the Compensation and Nominating Committee chair.

#### **Compensation and Nominating Committee Report**

The Compensation and Nominating Committee has reviewed and discussed with management the foregoing “Compensation Discussion and Analysis” and, based on such review and discussion, the Compensation and Nominating Committee recommended to our Board of Directors that the “Compensation Discussion and Analysis” be included in this proxy statement.

Members of the Compensation and Nominating Committee:

William (Bill) Koeck, Chair  
 Greg Pritchard  
 Laura Tyson

#### **Summary Compensation Table**

The following table sets forth information regarding the compensation of our NEOs for the fiscal years ended December 31, 2024, 2023 and 2022, as applicable. Our Chief Executive Officer, Mr. Douglas G. Thompson and Group Chief Financial Officer, Mr. Gerhard Ziems, are employed by Curragh Queensland Mining Pty Ltd, or Coronado Queensland, a wholly-owned Australian domiciled subsidiary of the Company. As a result, their compensation is or was earned and paid in Australian dollars, or A\$. All other NEOs are paid in U.S. dollars, which we refer to as \$ or US\$. The salaries, bonuses and amounts disclosed as “all other compensation” set out below for the fiscal year ended December 31, 2024 for each of Mr. Thompson and Mr. Ziems and is presented in U.S. dollars using the average exchange rate for the fiscal year ended December 31, 2024, which was approximately A\$1.00 to US\$0.66. The salaries, bonuses and amounts disclosed as “all other compensation” set out below for the fiscal year ended December 31, 2023 for each of Mr. Thompson and Mr. Ziems is presented in U.S. dollars using the average exchange rate for the fiscal year ended December 31, 2023, which was approximately A\$1.00 to US\$0.66. The salaries, bonuses and amounts disclosed as “all other compensation” set out below for the fiscal year ended December 31, 2022 for each of Mr. Thompson and Mr. Ziems is presented in U.S. dollars using the average exchange rate for the fiscal year ended December 31, 2022, which was approximately A\$1.00 to US\$0.70. PSUs issued with a grant date fair value in A\$ have been translated into US\$ using the spot exchange rate as of the dates of grant as follows: the 2022 PSU grants were on April 25, 2022 for which the exchange rate was approximately A\$1.00 to US\$0.76, the 2023 PSU grants were on April 11, 2023 for which the exchange rate was approximately A\$1.00 to US\$0.67 and the 2024 PSU grants were on September 13, 2024 for which the exchange rate was approximately A\$1.00 to US\$0.68.

Name and Principal Position	Year	Salary (\$) <sup>(1)</sup>	Bonus (\$)	Stock Awards (\$) <sup>(2)(3)</sup>	Option Awards (\$) <sup>(4)</sup>	Non-Equity Incentive Plan Compensation (\$)	All Other Compensation (\$) <sup>(5)</sup>	Total (\$)
Douglas G. Thompson Chief Executive Officer	2024	868,195	—	804,103	—	1,154,670	18,924	2,845,892
	2023	764,606	—	436,437	—	580,725	17,515	1,799,283
	2022	470,526	139,120	401,834	—	280,668	16,917	1,309,065
Gerhard Ziems Former Group Chief Financial Officer	2024	629,933	—	382,552	—	320,426	18,924	1,351,835
	2023	634,370	—	272,773	—	483,505	17,515	1,408,163
	2022	566,968	—	487,941	—	340,664	16,917	1,412,490
Garold Spindler Executive Chair	2024	925,000	985,000 <sup>(6)</sup>	—	—	—	158,994	2,068,994
	2023	1,060,000	—	670,438	—	—	94,987	1,825,425
	2022	1,250,000	—	995,643	—	718,750	130,082	3,094,475
Jeffrey D. Bitzer Chief Development Officer, Former Group Chief Operating Officer	2024	625,000	—	356,110	—	453,125	100,128	1,534,363
	2023	586,058	—	221,245	—	482,625	61,362	1,351,290
	2022	491,154	—	398,258	—	337,500	56,249	1,283,161
Christopher P. Meyering Vice President and Chief Legal Officer	2024	530,000	—	226,486	—	168,938	35,961	961,385
	2023	530,000	—	213,200	—	235,519	27,903	1,006,622
	2022	500,000	—	298,693	—	215,625	10,856	1,025,174

- (1) For Mr. Thompson and Mr. Ziems their reported salary amounts are exclusive of government-mandated superannuation contributions, which are equal to the quarterly maximum contribution required under the Superannuation Guarantee (Administration) Act 1992 (Cth), which totaled \$16,917 (A\$24,430) for 2022; \$17,515 (A\$26,346) for 2023; and \$18,924 (A\$28,655) for 2024.
- (2) The amounts reported for 2024 reflect the aggregate grant date fair value, which represents the maximum grant date value (assuming the highest level of performance conditions) of the PSUs awarded to each of the NEOs, computed in accordance with the provisions of the Financial Accounting Standards Board Codification Topic 718, Compensation-Stock Compensation, or FASB ASC Topic 718, based on the probable outcome of performance conditions. PSUs granted in 2024 which vest according to relative total shareholder return (33.33% of total PSUs granted) are subject to market conditions as defined under FASB ASC Topic 718 and were not subject to performance conditions as defined under FASB ASC Topic 718 and as such they had no maximum grant date fair values that differed from the grant date fair values presented in this table. In accordance with the SEC's rules, dividend equivalents that accrue on executives' PSU awards are not reported in the table above because dividends were factored into the grant date fair value of these awards (if applicable based on the terms of the individual award). In accordance with our accounting policy and the provisions of FASB ASC Topic 718, forfeitures due to termination are recorded as incurred.

The performance period for the PSUs is from January 1, 2024 to December 31, 2026. A discussion of the assumptions used in determining grant date fair value may be found in Note 20 "Share-Based Compensation" in the notes to our consolidated financial statements. The achievement of performance metrics will be assessed following the release of our audited full year financial results for the financial year ended December 31, 2026 (generally no later than March 31, 2027). The number of earned PSUs is calculated based on the achievement of the performance conditions and will vest immediately (the Vesting Date). PSUs will be settled no later than 30 days following the Vesting Date. While dividends will not be earned on PSUs over the performance period, the final number of PSUs will be increased to reflect distributions that would have been paid on any earned PSUs between the end of the performance period and the date the shares are settled. The PSUs will only vest if the grantee is, and has been, continuously employed by us through the Vesting Date.

- (3) The amounts reported in this column include grant date fair value of PSUs based upon the probable outcome of such conditions at the time of their grant (which assumes the highest level of achievement of the performance conditions).
- (4) No options awards were granted to the NEOs during the years ended December 31, 2022, 2023 or 2024.
- (5) The amounts reported for Mr. Thompson and Mr. Ziems in 2024 each include superannuation contributions of \$18,924 (A\$28,665). The amount reported for Mr. Spindler in 2024 includes 401(k) matching contributions paid by the Company (\$20,700), Company-paid basic accidental death and dismemberment insurance (\$50) and basic life insurance (\$164), tax equalization payment (\$134,242) and Company-paid housing in Brisbane \$3,838 (A\$5,814)). The amount reported for Mr. Bitzer in 2024 includes a vehicle allowance (\$12,970), 401(k) matching contributions paid by the Company (\$20,700), Company-paid basic accidental death and dismemberment insurance (\$109) and basic life insurance (\$355), Company paid dental (\$589), Company paid vision (\$82), Company paid medical insurance (\$30,707), and Company-paid housing in Brisbane (\$34,616 (A\$52,433)). The amount reported for Mr. Meyering in 2024 includes 401(k) matching contributions paid by the Company (\$20,700), Company-paid basic accidental death and dismemberment insurance (\$109) and basic life insurance (\$355), Company paid dental (\$297), Company paid vision (\$45) Company paid medical insurance (\$11,287), and Employee Stock Purchase Plan match (\$3,168).
- (6) Mr. Spindler received a discretionary bonus of \$985,000 in recognition of his performance in his role as Chief Executive Officer through the Company's 2023 Annual General Meeting of Stockholders and in recognition of his efforts to facilitate the transition of the Chief Executive Officer role to Douglas G. Thompson. As previously disclosed, Mr. Spindler did not receive any payment under the Company's 2023 STI, pursuant to which the Company's other named executive officers received payments.

#### 2024 Grants of Plan-Based Awards Table

The following table provides information regarding the plan-based awards that were made to the NEOs during the fiscal year ended December 31, 2024.

Name <sup>(1)</sup>	Type of Award <sup>(2)</sup>	Grant Date	Estimated Possible Payouts Under Non-Equity Incentive Plan Awards (\$) <sup>(3)</sup>			Estimated Future Payments Under Equity Incentive Plan Awards <sup>(4)</sup>			Grant Date Fair Value of Stock and Option Awards (\$)
			Threshold (\$)	Target (\$)	Maximum (\$)	Threshold (#)	Target (#)	Maximum (#)	
Douglas Thompson	PSU <sup>(5)</sup>	09/13/2024				1,199,564	1,199,564	804,103	
	FY24 STI			909,743	1,819,486				
Gerhard Ziems	PSU <sup>(5)</sup>	09/13/2024				570,692	570,692	382,552	
	FY24 STI			324,847	649,693				
Jeffrey D. Bitzer	PSU <sup>(5)</sup>	09/13/2024				531,246	531,246	356,110	
	FY24 STI			312,500	625,000				
Christopher P. Meyering	PSU <sup>(5)</sup>	09/13/2024				337,873	337,873	226,486	
	FY24 STI			198,750	397,500				

- (1) Mr. Spindler did not receive any plan-based awards during the fiscal year ended December 31, 2024.
- (2) Type of award:  
PSU Performance Stock Unit  
FY24 STI Award granted pursuant to STI plan
- (3) The figures in these columns represent the estimated possible payouts with respect to awards granted to the eligible NEOs under our STI plan based on performance conditions for the period from January 1, 2024, until December 31, 2024. Depending on the achievement of certain performance conditions outlined above, the eligible NEOs had a maximum STI opportunity in the following amounts:  
Mr. Thompson entitled to a maximum award equal to 200% of his \$909,743 (A\$1,378,033) fixed

annual remuneration; Mr. Ziems was entitled to a maximum award equal to 100% of his \$649,693 (A\$984,123) fixed annual remuneration; Mr. Bitzer was entitled to 100% of his \$625,000 base salary; and Mr. Meyering was entitled to a maximum award equal to 75% of his \$530,000 base salary. Meeting the target conditions would have resulted in an STI opportunity for the NEOs in the following amounts: for Mr. Thompson, 100% of fixed annual remuneration, Mr. Ziems and Mr. Bitzer, 50% of the applicable NEO's base salary or fixed annual remuneration; for Mr. Meyering 37.5% of base salary. There are no threshold performance levels or payout amounts under the STI plan. STI awards are presented in U.S. dollars using the average exchange rate for the fiscal year ended December 31, 2024, which was approximately A\$1.00 to US\$0.66.

- (4) Each share is equivalent to 10 CDIs. The share amounts have been rounded down to eliminate partial share amounts.
- (5) PSUs were granted pursuant to the 2018 Plan on September 13, 2024.

## Narrative Disclosure to Summary Compensation Table

### Employment Agreements

*Douglas G. Thompson.* On September 1, 2021, Coronado Queensland entered into an employment agreement with Mr. Thompson to govern his employment as the Chief Operating Officer, Australia. In connection with his promotion to the role of Chief Executive Officer in May 2023, Coronado Queensland entered into a new employment agreement with Mr. Thompson. Under Mr. Thompson's new employment agreement, his initial annual base salary was \$764,606 (A\$1,150,086) and his base salary as of December 31, 2024 was \$890,819 (A\$1,349,368). The agreement also provides that Coronado Queensland will contribute to standard defined contribution superannuation funds on Mr. Thompson's behalf, as required by Australian law, in an amount up to the quarterly maximum contribution required under the Superannuation Guarantee (Administration) Act 1992 (Cth), which totaled \$18,924 (A\$28,655) for 2024. The agreement also provides that Mr. Thompson may be eligible to participate in incentive arrangements offered by Coronado Queensland or us. Mr. Thompson's employment can be terminated by either him or Coronado Queensland by giving the other party three months' written notice (or by Coronado Queensland making payment in lieu of part or all of his notice period). Mr. Thompson's employment agreement provides for post-employment non-compete and non-solicitation covenants for a period of 12 months following termination of his employment. See "Potential Payments Upon Termination" for the severance provisions applicable to Mr. Thompson.

*Gerhard Ziems.* On July 13, 2020, Coronado Queensland entered into an employment agreement with Mr. Ziems to govern his employment as the Group Chief Financial Officer (now Group Chief Financial Officer and Head of Strategic Investment). Under Mr. Ziems' employment agreement, his initial annual base salary was \$523,406 (A\$758,652), and his salary as of December 31, 2024 was \$630,769 (A\$955,457). The agreement also provides that Coronado Queensland will contribute to standard defined contribution superannuation funds on Mr. Ziems' behalf, as required by Australian law, in an amount up to the quarterly maximum contribution required under the Superannuation Guarantee (Administration) Act 1992 (Cth), which totaled \$18,924 (A\$28,655) for 2024. The agreement also provides that Mr. Ziems may be eligible to participate in incentive arrangements offered by Coronado Queensland or us. Mr. Ziems' employment can be terminated by either him or Coronado Queensland by giving the other party three months' written notice (or by Coronado Queensland making payment in lieu of part or all of his notice period). Mr. Ziems' employment agreement provides for post-employment non-compete and non-solicitation covenants for a period of 12 months following termination of his employment. See "Potential Payments Upon Termination" for the severance provisions applicable to Mr. Ziems prior to his resignation on December 31, 2024.

*Garold Spindler.* On September 21, 2018, we entered into an employment agreement with Mr. Spindler to govern his continued employment as our Chief Executive Officer. In connection with his transition to the role of Executive Chair in May 2023, we entered into a new employment agreement with Mr. Spindler. Under Mr. Spindler's new employment agreement, his initial annual base salary was \$700,000 and Mr. Spindler was entitled to an annual fee of \$225,000 for his services as a director. His annual base salary and annual director fee as of December 31, 2024 were \$700,000 and \$225,000, respectively. The new employment agreement also provides that Mr. Spindler may be eligible to participate in all short-term incentive and long-term incentive plans offered by us, however, Mr. Spindler did not receive any short-term incentive for

2024. Mr. Spindler's employment agreement automatically renews annually at our annual general meeting of stockholders, unless his employment terminates or he is not reelected or is removed as a director of our Board. Mr. Spindler's employment agreement provides for post-employment non-compete and non-solicitation covenants for a period of one year following termination of his employment, except in the case of a termination for "good reason" (as defined in Mr. Spindler's employment agreement). See "Potential Payments Upon Termination" for severance and other termination payment provisions applicable to Mr. Spindler.

*Jeffrey D. Bitzer.* On August 4, 2021, we entered into an employment agreement with Mr. Bitzer to govern his employment as our Chief Operating Officer, U.S Operations (now Group Chief Operating Officer). Under Mr. Bitzer's employment agreement, his initial annual base salary was \$425,000 and his base salary as of December 31, 2024 was \$625,000. The agreement also provides that Mr. Bitzer is entitled to participate in all short-term incentive and long-term incentive plans offered by us. Mr. Bitzer's employment was set to terminate automatically on December 31, 2022. However, each year the automatic end date will automatically extend to December 31 of the following year, if neither party gives notice of termination on or before September 30 of the year in which the automatic end date is scheduled to occur. Mr. Bitzer's employment agreement provides for post-employment non-compete and non-solicitation covenants for a period of twelve months following termination of his employment, except in the case of a termination for "good reason" (as defined in Mr. Bitzer's employment agreement). In order to enforce the restrictive covenants included in his employment agreement, we are required to pay Mr. Bitzer an amount equal to 3 months' of his then-current base salary in equal installments for six months following his termination. See "Potential Payments Upon Termination" for severance and other termination payment provisions applicable to Mr. Bitzer.

*Christopher P. Meyering.* On September 1, 2021, we entered into an employment agreement with Mr. Meyering to govern his employment as our Vice President, Chief Legal Officer and Secretary (now Vice President and Chief Legal Officer). Under Mr. Meyering's employment agreement, his initial annual base salary was \$500,000. Mr. Meyering's annual base salary as of December 31, 2024 was \$530,000. The agreement also provides that Mr. Meyering is entitled to participate in all short-term incentive and long-term incentive plans offered by us. Mr. Meyering's employment agreement was set to terminate automatically on December 31, 2022. However, each year the automatic end date will automatically extend to December 31 of the following year if neither party gives notice of termination on or before September 30 of the year in which the automatic end date is scheduled to occur. Mr. Meyering's employment agreement provides for post-employment non-compete and non-solicitation covenants for a period of one year following termination of his employment, except in the case of a termination for "good reason" (as defined in Mr. Meyering's employment agreement). In order to enforce the restrictive covenants included in his employment agreement, we are required to pay Mr. Meyering 50% of his then-current base salary in equal installments for the duration of the non-competition period. See "Potential Payments Upon Termination" for severance and other termination payment provisions applicable to Mr. Meyering.

#### **2018 Plan (for Employees and Consultants)**

We maintain the 2018 Plan, which was adopted by our Board of Directors on, and effective as of, September 21, 2018.

The purpose of the 2018 Plan is to attract, retain and motivate key employees and consultants, to align the interests of such persons with our stockholders and to promote ownership of our equity. Employees and consultants are eligible for awards under the 2018 Plan.

Pursuant to the 2018 Plan, we may grant stock options (including "incentive stock options" as defined in Section 422 of the Internal Revenue Code of 1986, as amended), stock appreciation rights, restricted shares or CDIs, RSUs, dividend equivalent rights, and performance-based awards or other equity-based or equity-related awards (including PSUs), that the Compensation and Nominating Committee determines to be consistent with the purposes of the 2018 Plan and our interests.

At our Annual General Meeting on May 24, 2023, our stockholders approved the adoption of the 2018 Plan for purposes of ASX Listing Rule 7.2 (Exception 13) for the issuance of up to 25,000,000 securities under the 2018 Plan in the three years following such Annual General Meeting.

**Coronado Group LLC Management Incentive Units**

Under the Coronado Group LLC agreement (as amended, effective October 23, 2018, referred to as the LLC Agreement), 2,900 MIUs were designated and authorized for issuance to certain members of management to motivate and retain senior management. The plan is designated to allow key members of management to share in the profits of the Company after certain returns are achieved by the equity investors. The MIUs constitute “profit interests” for the benefit of senior management in consideration of services rendered and to be rendered. At December 31, 2024, 2,900 MIUs were outstanding.

Coronado Coal LLC and Coronado II LLC merged to form Coronado Group LLC in July 2015. Coronado IV LLC was merged into Coronado Group LLC on June 30, 2016. Under the updated formation agreement dated June 30, 2016, the 2,500 designated and authorized units under the initial formation of Coronado Group LLC were replaced by these new units.

The management incentive units are comprised of three tiers, which entitle the holders to receive distributions from Coronado Group LLC subordinate to the distributions to be received by Members (as defined in the LLC Agreement). As of December 31, 2024, a portion of the authorized units had been allocated to various members of Coronado management including Mr. Spindler. Mr. Spindler holds 34.5% of MIUs on issue and also holds 0.95% of class A units, reflecting his capital contribution.

For personal use only

### Outstanding Equity Awards at 2024 Fiscal Year-End Table

The following table provides information as of December 31, 2024 regarding equity awards, including unexercised stock options that had not vested, for each of the NEOs, using the fiscal year ended December 31, 2024 spot exchange rate, which was approximately A\$1.00 to US\$0.62.

Name	Grant Date	Option Awards					Stock Awards			
		Number of Securities Underlying Unexercised Options (#)	Number of Securities Underlying Unexercised Options (#)	Equity Incentive Plan Awards: Number of Securities Underlying Unearned Options (#)	Option Exercise Price (\$) <sup>(1)</sup>	Option Expiration Date	Number of Shares of Units of Stock that Have Not Vested (#)	Market Value of Shares or Units of Stock that have not Vested (\$) <sup>(2)</sup>	Equity Incentive Plan Awards: Number of Unearned Shares or Rights That Have Not Vested (#)	Equity Incentive Plan Awards: Market or Payout Value of Unearned Shares, Units or Other Rights That Have Not Vested (\$) <sup>(2)</sup>
Douglas G. Thompson	04/25/2022	—	—	—	—	—	—	—	59,829 <sup>(6)</sup>	284,547
	04/11/2023	—	—	—	—	—	—	—	59,325 <sup>(7)</sup>	282,150
	09/13/2024	—	—	—	—	—	—	—	119,956 <sup>(8)</sup>	570,513
Gerhard Ziems <sup>(3)</sup>	—	—	—	—	—	—	—	—	—	—
Garold Spindler	10/23/2018	10,496 <sup>(4)</sup>	—	—	22.13	10/23/28	—	—	—	—
	06/07/2021	—	—	—	—	—	94,037 <sup>(5)</sup>	447,241	—	—
	04/25/2022	—	—	—	—	—	—	—	148,241 <sup>(6)</sup>	705,037
	04/11/2023	—	—	—	—	—	—	—	91,132 <sup>(7)</sup>	433,429
Jeffrey D. Bitzer	06/07/2021	—	—	—	—	—	9,215 <sup>(5)</sup>	43,829	—	—
	04/25/2022	—	—	—	—	—	—	—	59,297 <sup>(6)</sup>	282,015
	04/11/2023	—	—	—	—	—	—	—	30,073 <sup>(7)</sup>	143,032
	09/13/2024	—	—	—	—	—	—	—	53,125 <sup>(8)</sup>	252,661
Christopher P. Meyering	04/25/2022	—	—	—	—	—	—	—	44,472 <sup>(6)</sup>	211,511
	04/11/2023	—	—	—	—	—	—	—	28,980 <sup>(7)</sup>	137,830
	09/13/2024	—	—	—	—	—	—	—	33,787 <sup>(8)</sup>	160,693

- (1) The exercise price is calculated based on the exercise price of our CDIs on the date of grant (A\$4.00), as adjusted by return of capital declared and approved on August 5, 2019 (A\$0.44) multiplied by ten to account for the ten CDIs that represent one share of our common stock and using the fiscal year ended December 31, 2024 spot exchange rate, which was approximately A\$1.00 to US\$0.62.
- (2) The values are based on the closing CDI price as of December 31, 2024 of \$0.48 (A\$0.77), respectively.
- (3) As previously disclosed, Mr. Ziem's employment terminated due to his resignation effective as of December 31, 2024. Accordingly, Mr. Ziems forfeited all unvested or unearned equity awards in accordance with their terms as of December 31, 2024 and Mr. Ziems had no outstanding equity awards as of December 31, 2024.
- (4) Our Compensation and Nominating Committee measured the achievement of certain performance measures including our relative total shareholder return and other LTI Scorecard metrics (detailed above) on February 21, 2022. The options granted to the NEOs on October 23, 2018 that were unearned were forfeited on February 21, 2022. The earned options vested on February 21, 2023. Award amounts are shown in shares of our common stock. Each share is equivalent to 10 CDIs. The share amounts have been rounded down to eliminate partial shares.
- (5) These PSUs were granted on June 7, 2021. Our Compensation and Nominating Committee measured the achievement of certain performance measures including our relative total shareholder return and

other 2021 LTI Scorecard metrics (detailed above) on February 14, 2024. The PSUs granted to the NEOs on June 7, 2021 that were unearned were forfeited on February 14, 2024. The earned PSUs vested on February 14, 2025 (other than the PSUs for Mr. Ziems, which were forfeited upon his termination of employment on December 31, 2024). Award amounts are shown in shares of our common stock. Each share is equivalent to 10 CDIs. The share amounts have been rounded down to eliminate partial shares.

- (6) These PSUs were granted on April 25, 2022. Our Compensation and Nominating Committee measured the achievement of certain performance measures including our relative total shareholder return and other 2022 LTI Scorecard metrics (detailed above) on February 12, 2025. The following PSUs were conditionally earned by our NEOs: Mr. Thompson: 36,914 shares, Mr. Spindler: 91,464 shares, Mr. Bitzer: 36,586 shares, and Mr. Meyering: 27,439 shares. The PSUs granted to the NEOs on April 25, 2022 that were unearned were forfeited on February 12, 2025. The earned PSUs will vest on February 12, 2026, subject to each NEO's continued service through such date. Award amounts are shown in shares of our common stock. Each share is equivalent to 10 CDIs. The share amounts have been rounded down to eliminate partial shares.
- (7) These PSUs were granted on April 11, 2023. Depending upon the achievement of certain performance measures including our relative total shareholder return and other 2023 LTI Scorecard metrics (detailed above) and subject to certain conditions, the PSUs will vest following the date upon which the achievement of performance metrics are determined (which will follow the release of our audited full-year financial results for the fiscal year ending December 31, 2025 and will occur no later than March 31, 2026). Award amounts are shown in shares of our common stock. Each share is equivalent to 10 CDIs. The share amounts have been rounded down to eliminate partial shares.
- (8) These PSUs were granted on September 13, 2024. Depending upon the achievement of certain performance measures including our relative total shareholder return and other 2024 LTI Scorecard metrics (detailed above) and subject to certain conditions, the PSUs will vest following the date upon which the achievement of performance metrics are determined (which will follow the release of our audited full-year financial results for the fiscal year ending December 31, 2026 and will occur no later than March 31, 2027). Award amounts are shown in shares of our common stock. Each share is equivalent to 10 CDIs. The share amounts have been rounded down to eliminate partial shares.

#### Option Exercises and Stock Vested in Fiscal Year Ended December 31, 2024

The following table provides information regarding PSUs that vested for each of our NEOs during the fiscal year ended December 31, 2024, using the spot exchange rate on the applicable vesting or exercise date. No options were exercised during the fiscal year ended December 31, 2024.

Name	Stock Awards	
	Number of Shares Acquired on Vesting	Value Realized on Vesting (\$)
Douglas G. Thompson	—	—
Gerhard Ziems	8,115 <sup>(1)</sup>	77,754 <sup>(2)</sup>
Garold Spindler	51,953 <sup>(1)</sup>	497,785 <sup>(2)</sup>
Jeffrey D. Bitzer	5,092 <sup>(1)</sup>	48,785 <sup>(2)</sup>
Christopher P. Meyering	—	—

- (1) Amounts are shown in shares of our common stock. Each share is equivalent to 10 CDIs. The share amounts have been rounded down to eliminate partial shares. Amounts include dividend entitlements earned during the fiscal year ended December 31, 2024 on PSUs conditionally earned in 2023 that vested in 2024.
- (2) Amount is determined based on the closing market price of our common stock on the vesting date of such shares multiplied by the number of shares vested, using the spot exchange rate on February 16, 2024, which was approximately A\$1.00 to US\$0.65.

## Pension Benefits

*Superannuation Payment.* We do not provide pension benefits to our NEOs. Instead, as required by Australian law, we contribute to standard defined contribution superannuation funds on behalf of all Australian employees (including Mr. Thompson and Mr. Ziems). For Mr. Thompson and Mr. Ziems, superannuation was contributed in an amount equal to the quarterly maximum contribution amount designated by law, which totaled \$18,924 (A\$28,655) in 2024. Superannuation is a compulsory savings program whereby employers are required to pay a portion of an employee's remuneration to an approved superannuation fund that employees are typically not able to access until they are retired. We permit employees to choose an approved and registered superannuation fund into which the contributions are paid.

*401(k) Matching.* Our NEOs located in the United States, including Mr. Spindler, Mr. Bitzer and Mr. Meyering, are eligible to receive matching 401(k) contributions if they elect to participate in our 401(k) plan. We aim to match contributions, if any, at a market-appropriate level, which was a rate of 6% for the fiscal year ended December 31, 2024.

## Potential Payments Upon Change in Control

Each of the NEOs' PSU award agreements provide that if a change in control (as defined in the 2018 Plan) occurs within the defined performance period, a number of each grantee's PSUs prorated from the beginning of the performance period through the date of the change in control will vest subject to satisfaction of the performance metrics (as specified in the award agreement) measured at the time of the change in control, as determined by the Compensation and Nominating Committee in its sole discretion. Any of the NEOs' PSUs that do not vest as a result of the above will be forfeited for no consideration upon the change in control. Any vested PSUs will automatically be settled on a change in control unless our Board of Directors determines otherwise.

Our Board of Directors has the discretion to make STI payments in the event of specific circumstances relating to a change in control.

## Potential Payments Upon Termination

*Douglas G. Thompson.* As mentioned above, Mr. Thompson's employment can be terminated by either him or Coronado Queensland by giving the other party three months' written notice (or by Coronado Queensland making payment in lieu of part or all of his notice period). If Mr. Thompson terminates his employment without required notice, he must pay Coronado Queensland an amount equal to his compensation for the balance of the notice period not served. Coronado Queensland is entitled to terminate Mr. Thompson's employment immediately without notice or payment in certain circumstances, including if he engages in serious or willful misconduct, engages in any other conduct which in the reasonable opinion of Coronado Queensland is likely to adversely affect the reputation of Coronado Queensland and/or his ability to effectively perform his duties, or is unwilling or unable to properly and effectively perform his duties. Mr. Thompson is entitled to a termination payment of six months of his fixed annual salary in addition to the above-mentioned three months' notice, if his employment is terminated for any reason, other than those reasons listed in the preceding sentence.

If Mr. Thompson's employment is terminated for cause, or he resigns without good reason, he will be entitled to receive his base salary through the date of termination and other entitlements, such as leave or cash entitlements, and any vested benefits. If Mr. Thompson is terminated by reason of redundancy, he is entitled to receive such redundancy payments as required under Australian legislation, which, based on his tenure, currently total three weeks' pay for every year of service (subject to limits and age-based adjustments) in addition to his contractual entitlements noted above.

*Gerhard Ziems.* As mentioned above, during 2024, prior to his resignation, Mr. Ziems' employment could be terminated by either him or Coronado Queensland by giving the other party three months' written notice (or by Coronado Queensland making payment in lieu of part or all of his notice period). If Mr. Ziems terminated his employment without required notice, he must pay Coronado Queensland an amount equal to his compensation for the balance of the notice period not served. Coronado Queensland was entitled to terminate Mr. Ziems' employment immediately without notice or payment in certain circumstances, including

if he engaged in serious or willful misconduct, engaged in any other conduct which in the reasonable opinion of Coronado Queensland was likely to adversely affect the reputation of Coronado Queensland and/or his ability to effectively perform his duties, or was unwilling or unable to properly and effectively perform his duties. Mr. Ziems was entitled to a termination payment of six months of his fixed annual salary in addition to the above-mentioned three months' notice, if his employment was terminated for any reason, other than those reasons listed in the preceding sentence.

If Mr. Ziems' employment was terminated for cause, or he resigned without good reason, he would be entitled to receive his base salary through the date of termination and other entitlements, such as leave or cash entitlements, and any vested benefits. If Mr. Ziems was terminated by reason of redundancy, he was entitled to receive such redundancy payments as required under Australian legislation, which, based on his tenure, currently total three weeks' pay for every year of service (subject to limits and age-based adjustments) in addition to his contractual entitlements noted above.

*Garold Spindler.* If Mr. Spindler's employment is terminated without cause (as such term is defined in Mr. Spindler's employment agreement), or he resigns with good reason, he will be entitled to receive his base salary through the date of termination and other entitlements, such as leave or cash entitlements, any deferred compensation or vested benefits, and termination payment(s) equal to such amounts payable through the date of our next annual general meeting of stockholders.

If Mr. Spindler's employment is terminated for cause, or he resigns without good reason, he will be entitled to receive his base salary through the date of termination and other entitlements, such as leave or cash entitlements, and any deferred compensation or vested benefits.

*Jeffrey D. Bitzer.* If Mr. Bitzer's employment is terminated without cause (as such term is defined in Mr. Bitzer's employment agreement), or he resigns with good reason, he will be entitled to receive his base salary through the date of termination and other entitlements, such as leave or cash entitlements, any deferred compensation or vested benefits, and a termination payment of 12 months' base salary, payable within 60 days after the date his employment terminates.

In addition to any other severance payments owed, as mentioned above, unless we waive the non-compete and non-solicitation covenants of Mr. Bitzer's employment agreement, we agree to pay Mr. Bitzer an amount equal to 3 months' of his annual salary, in 6 monthly payments, for a six-month period following termination of Mr. Bitzer's employment. In return for this payment, Mr. Bitzer is required to provide us with consultation services upon request, up to a maximum amount of 20 hours per week.

If Mr. Bitzer's employment is terminated for cause, or he resigns without good reason, he will be entitled to receive his base salary through the date of termination and other entitlements, such as leave or cash entitlements, and any deferred compensation or vested benefits.

*Christopher P. Meyering.* If Mr. Meyering's employment is terminated without cause (as such term is defined in Mr. Meyering's employment agreement), or he resigns with good reason, he will be entitled to receive his base salary through the date of termination and other entitlements, such as leave or cash entitlements, any deferred compensation or vested benefits, and a termination payment of 12 months' base salary, payable within 60 days after the date his employment terminates.

In addition to any other severance payments owed, as mentioned above, unless we waive the non-compete and non-solicitation covenants of Mr. Meyering's employment agreement, we agree to pay Mr. Meyering an amount equal to 6 months of his annual salary, in 12 monthly payments, for a one-year period following termination of Mr. Meyering's employment. In return for this payment, Mr. Meyering is required to provide us with consultation services upon request, up to a maximum amount of 20 hours per week.

If Mr. Meyering's employment is terminated for cause, or he resigns without good reason, he will be entitled to receive his base salary through the date of termination and other entitlements, such as leave or cash entitlements, and any deferred compensation or vested benefits.

The following table sets forth the estimated incremental compensation payable in the form of severance benefits to each of the NEOs (other than Mr. Ziems) in the event of termination of the officer's employment

For personal use only

without cause or resignation for good reason, assuming such event occurred on December 31, 2024. The compensation set out below for Mr. Thompson is presented in U.S. dollars using the spot exchange rate as of December 31, 2024, which was approximately A\$1.00 to US\$0.62.

Name and Benefits <sup>(1)</sup>	Severance Benefits
Douglas G. Thompson	\$ 629,177
Cash severance	(A\$1,012,026)
Garold Spindler	
Cash severance	\$ 925,000
Jeffrey D. Bitzer	
Cash severance	\$ 625,000
Consultation Services	\$ 156,250
Christopher P. Meyering	
Cash severance	\$ 530,000
Consultation Services	\$ 265,000

(1) Mr. Ziems resigned effective as of December 31, 2024 and was not entitled to receive severance benefits.

Upon termination of employment due to death, disability or retirement, or in the event of a change in control, each NEO would be entitled to, at the end of the applicable performance period and subject to performance, pro-rata vesting of their outstanding performance-based stock options and PSUs based on their performance during the performance period.

#### Compensation Risk Considerations

We have reviewed our compensation policies as generally applicable to our employees and believe that our compensation programs are designed with an appropriate balance of risk and reward in relation to our overall business strategy and do not encourage excessive or unnecessary risk-taking behavior. In making this determination, we considered our pay mix, our base salaries and the attributes of our variable compensation programs, including our long-term and short-term incentive plans, and our alignment with market pay levels and compensation program designs. Our Compensation and Nominating Committee believes that the design of our executive compensation programs as outlined in “Compensation Discussion and Analysis” above places emphasis on long-term and short-term incentives and competitive base salaries. Our Compensation and Nominating Committee believes that this mix of incentives appropriately balances risk and aligns our executive officers’ motivations for our long-term success.

#### CEO Pay Ratio

For the 2024 fiscal year, the ratio of the annual total compensation for Douglas Thompson, our Chief Executive Officer, or the CEO Compensation to the median of the annual total compensation of all of our employees other than our Chief Executive Officer, or the Median Annual Compensation, was 18 to 1. This ratio is a reasonable estimate calculated in a manner consistent with Item 402(u) of Regulation S-K using the data and assumptions summarized below. In this summary, we refer to the employee who received such Median Annual Compensation, who was selected in a manner consistent with Item 402(u) of Regulation S-K, as the “Median Employee.” For the purposes of this disclosure, the date used to identify the Median Employee was December 31, 2022, or the Determination Date. There have been no changes to our employee population or employee compensation arrangements during the last fiscal year that we believe would significantly affect our pay ratio disclosure and, as a result, we used the same “median employee” for our 2024 disclosure that we identified in 2022 (as further described below). CEO Compensation for purposes of this disclosure was \$2,845,892, which represents the total compensation reported for Mr. Thompson in the “Summary Compensation Table” for the 2024 fiscal year. For the purposes of this disclosure, Median Annual Compensation was \$162,425 and was calculated by totaling for our Median Employee all applicable elements of compensation for the 2024 fiscal year in accordance with Item 402(c)(2)(x) of Regulation S-K.

To identify the Median Employee, we first determined our employee population as of the Determination Date for purposes of the calculation. We measured compensation for 1,727 employees, representing all full-time, part-time, seasonal and temporary employees of us and our consolidated subsidiaries as of the Determination Date, excluding Mr. Thompson and, as permitted by Item 402(u) of Regulation S-K, excluding any independent contractors. We then measured compensation for the period beginning on January 1, 2022 and ending on December 31, 2022 for these employees. This compensation measurement was calculated by totaling, for each employee, the total cash compensation and benefits as shown in our payroll and human resources records for 2022.

### Pay Versus Performance Disclosure

Year (a)	Summary Compensation Table Total for Douglas Thompson (b) <sup>(1)</sup>	Compensation Actually Paid to PEO (c) <sup>(1)(2)</sup>	Summary Compensation Table Total for Garold Spindler (b) <sup>(1)</sup>	Compensation Actually Paid to Garold Spindler (c) <sup>(1)(2)</sup>	Average Summary Compensation Table Total for Non-PEO Named Executive Officers (d) <sup>(1)</sup>	Average Compensation Actually Paid to Non-PEO Named Executive Officers (e) <sup>(1)(2)</sup>	Value of Initial Fixed \$100 Investment Based On:		Net Income (h)	Cash Flow (i) <sup>(4)</sup>
							Total Shareholder Return (f) <sup>(3)</sup>	Peer Group Total Shareholder Return (g) <sup>(3)</sup>		
2024	2,845,892	1,932,678	—	—	\$ 1,479,144	\$ 177,881	\$ 40	\$317	\$(108,881,000)	\$ (94,887,000)
2023	\$ 1,799,283	\$ 1,850,018	\$ 1,825,425	\$ 2,369,902	\$ 1,125,501	\$ 1,200,841	\$101	\$365	\$ 156,065,000	\$ (31,230,000)
2022	—	—	\$ 3,094,475	\$ 3,778,624	\$ 1,257,473	\$ 1,394,231	\$112	\$312	\$ 771,703,000	\$888,292,000
2021	—	—	\$ 3,197,717	\$ 3,630,754	\$ 844,277	\$ 943,431	\$ 59	\$125	\$ 189,423,000	\$379,592,000
2020	—	—	\$ 1,804,330	\$ 1,865,515	\$ 499,678	\$ 504,599	\$ 55	\$ 81	\$(226,537,000)	\$ (89,550,000)

- (1) Mr. Thompson served as our principal executive officer, or PEO, beginning on May 24, 2023 and for all of 2024. During 2022 and 2021, Mr. Thompson did not serve as our PEO, but he was a non-PEO NEO during those two years. Accordingly, (i) columns (b) and (c) represent Mr. Thompson's compensation for 2024 and 2023, the years during which he served as our PEO, and (ii) columns (d) and (e) include Mr. Thompson's compensation during 2022 and 2021, when he was one of our non-PEO NEOs. Mr. Spindler served as our PEO for the full year for each of 2022, 2021 and 2020, and through May 24, 2023. During 2024, Mr. Spindler did not serve as our PEO, but he was a non-PEO NEO for 2024. Accordingly, (x) columns (b) and (c) represent Mr. Spindler's compensation for 2020, 2021, 2022, and 2023, the years during which he served as our PEO, and (y) columns (d) and (e) include Mr. Spindler's compensation for 2024, when he was one of our non-PEO NEOs. For 2024, our non-PEO NEOs included Mr. Ziems, Mr. Spindler, Mr. Bitzer and Mr. Meyering. For 2023, our non-PEO NEOs included Mr. Ziems, Mr. Bitzer, Mr. Meyering and Ms. Pollard. For 2022, our non-PEO NEOs included Mr. Ziems, Mr. Bitzer, Mr. Thompson and Mr. Meyering. For 2021, our non-PEO NEOs included Mr. Ziems, Mr. Bitzer, Mr. Thompson and Ms. Pollard and James Campbell. For 2020, our non-PEO NEOs included Mr. Ziems, Mr. Campbell, Richard Rose, Ms. Pollard and Ayten Saridas.
- (2) For 2024, the values included in this column for the compensation actually paid to our PEO(s) and the average compensation actually paid to our Non-PEO NEOs reflect the following adjustments to the values included in column (b) and column (d), respectively:

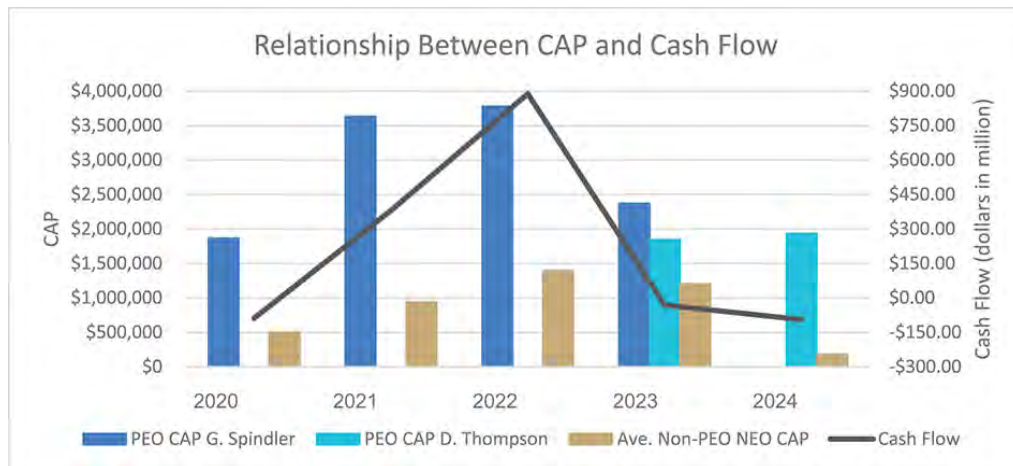
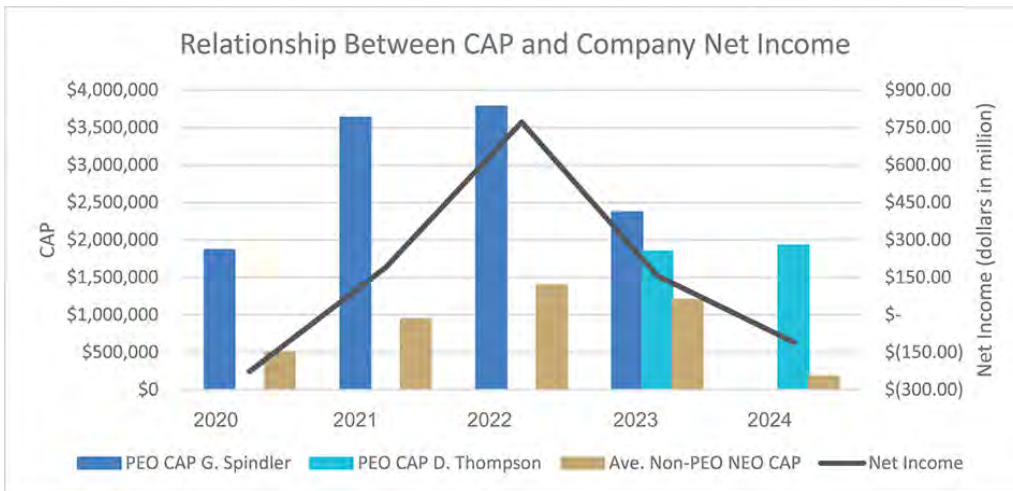
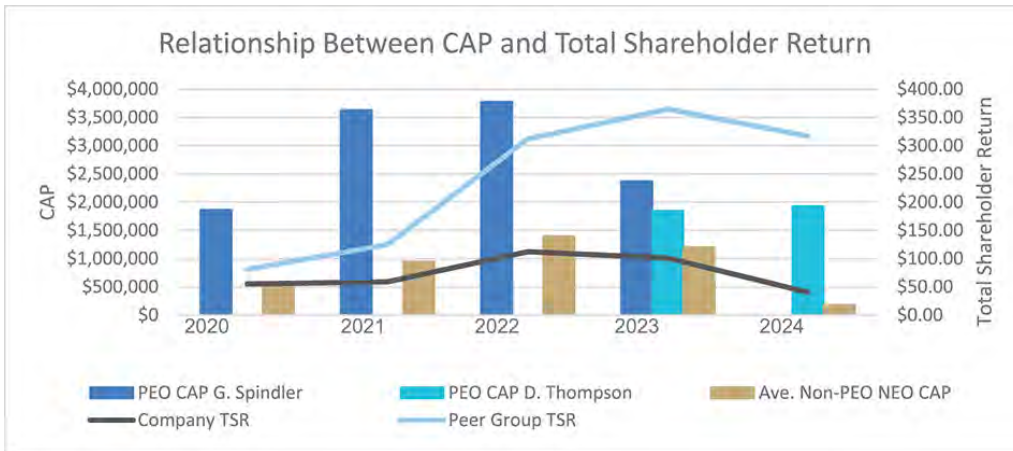
DOUGLAS THOMPSON	2024
<b>Summary Compensation Table Total for PEO (column (b))</b>	\$2,845,892
- SCT "Stock Awards" column value	\$ (804,103)
+ year-end fair value of equity awards granted in the covered year that are outstanding and unvested as of the covered year-end, including:	\$ 424,069
+/- (as applicable) year-over-year change in fair value of equity awards granted in prior years that are outstanding and unvested as of the covered year-end, including:	\$ (533,180)
<b>Compensation Actually Paid to PEO (column (c))</b>	\$1,932,678

AVERAGE FOR NON-PEO NEOS	2024
<b>Average SCT Total for Non-PEO NEOs (column (d))</b>	<b>\$1,479,144</b>
- SCT "Stock Awards" column value	\$ (241,287)
+ year-end fair value of equity awards granted in the covered year that are outstanding and unvested as of the covered year-end, including:	\$ 76,813
+/- (as applicable) year-over-year change in fair value of equity awards granted in prior years that are outstanding and unvested as of the covered year-end, including:	\$ (526,707)
+/- (as applicable) year-over-year change in fair value of equity awards granted in prior years that vested in the covered year, including:	\$ (49,686)
- fair value as of prior-year end of equity awards granted in prior years that failed to vest in the covered year, including:	\$ (560,396)
<b>Average Compensation Actually Paid to Non-PEO NEOs (column (e))</b>	<b>\$ 177,881</b>
(3) For each of 2024, 2023, 2022, 2021 and 2020, total shareholder return for the Company and the peer group was calculated as the yearly percentage change in cumulative total shareholder return based on a deemed fixed investment of \$100 at market close on December 30, 2019. The yearly percentage change in cumulative total shareholder return was measured as the quotient of (a) the sum of (i) the cumulative amount of dividends for the period from December 30, 2019 through and including the last day of the covered fiscal year, or the Measurement Period, assuming dividend reinvestment, plus (ii) the difference between stock price per share at the end and the beginning of the Measurement Period, divided by (b) stock price per share at the beginning of the Measurement Period. For purposes of this pay versus performance disclosure, our peer group consists of the following entities: Stanmore Resources Ltd, Whitehaven Coal Ltd, New Hope Corporation Limited, Yancoal Australia Ltd, Arch Coal Inc., Peabody Energy Corporation, Warrior Met Coal Inc. and Alpha Metallurgical Resources, Inc (f/k/a Contura Energy, Inc.) or the Peer Group. For purposes of calculating the Peer Group total shareholder return, the returns of each component issuer of the group were weighted according to the respective issuers' stock market capitalization at the beginning of the Measurement Period. Because fiscal years are presented in the table in reverse chronological order (from top to bottom), the table should be read from bottom to top for purposes of understanding cumulative returns over time.	
(4) Cash flow is calculated as Adjusted EBITDA less capex, interest and tax paid. Adjusted EBITDA is defined as earnings before interest, taxes, depreciation, depletion and amortization and other foreign exchange losses. Adjusted EBITDA is also adjusted for certain discrete items that management exclude in analyzing each of the Company's segments' operating performance. For a complete discussion of, and reconciliation of, Adjusted EBITDA to the relevant GAAP measure, see Item 7. "Management's Discussion and Analysis of Financial Condition and Results of Operations" on page 96 of our Annual Report on Form 10-K for the fiscal year ended December 31, 2024 filed with the SEC on February 19, 2025.	

#### Pay Versus Performance Relationship Descriptions

The following graphical comparisons describe the relationships between certain figures included in the Pay Versus Performance table for each of 2024, 2023, 2022, 2021, and 2020, including: (a) a comparison between our cumulative total shareholder return and the total shareholder return of the Peer Group; and (b) comparisons between (i) the compensation actually paid, or CAP, to the PEO and the average CAP to our non-PEO NEOs and (ii) each of the Total Shareholder Return, Net Income, and Cash Flow measures as set forth in columns (f), (h) and (i) of the Pay Versus Performance table.

For personal use only



**Tabular List**

The following table lists the three financial performance measures that we believe represent the most important financial performance measures we use to link compensation actually paid to our NEOs for fiscal 2024 to our performance:

Cash Flow  
Relative Total Shareholder Return  
Adjusted EBITDA

**Policies and Practices Regarding the Grant of Stock Options:**

During 2024, the Company did not grant any stock options, and accordingly, no stock options were granted during any period beginning four business days before and ending one business day after the filing of any Company periodic report on Form 10-Q or Form 10-K, or the filing or furnishing of any Company Form 8-K that disclosed any material nonpublic information.

**Equity Compensation Plan Information**

The following table provides certain aggregate information with respect to all of the Company's equity compensation plans in effect as of December 31, 2024.

Plan Category	Number of Securities to Be Issued upon Exercise of Outstanding Rights or Options	Weighted Average Exercise Price per CDI <sup>(2)</sup>	Options and Rights Available for Grant <sup>(3)</sup>
Equity compensation plans approved by security holders <sup>(1)</sup>	18,553,362	\$2.21	—
Equity compensation plans not approved by security holders	—	—	—
<b>Total</b>	<b>18,553,362</b>	<b>\$2.21</b>	<b>—</b>

- (1) Includes the 2018 Plan and the Coronado Global Resources Inc. 2018 Non-Executive Director Plan.
- (2) Restricted stock units and performance-based awards are not taken into account in the weighted-average exercise price as such awards have no exercise price.
- (3) The number of employee options able to be granted is limited to the amount permitted to be granted at law, the ASX Listing Rules and by the limits on our authorized share capital in our certificate of incorporation. The ASX Listing Rules generally prohibits companies whose securities are quoted on ASX from issuing securities exceeding 15% of issued share capital in any 12 month period, without stockholder approval, unless waived by the ASX.

**Director Compensation**

The table below sets forth the compensation earned by each of the non-employee directors for the fiscal year ended December 31, 2024. The directors are paid in Australian dollars. The directors' fees set out below are presented in U.S. dollars. For Messrs. Christensen, Koeck, Pritchard, the average exchange rate

for the fiscal year ended December 31, 2024, which was approximately A\$1.00 to US\$0.66 was used. For Ms. Tyson, Ms. Wilson and Ms. Allen the exchange rate on the date the fees were paid was used.

Name		Fees Earned or Paid in Cash (\$) <sup>(1)</sup>	Stock Awards (\$)	Option Awards (\$)	Non-Equity Incentive Plan Compensation (\$)	Change in Pension Value and Nonqualified Deferred Compensation Earnings		Total (\$)
						Nonqualified Deferred Compensation Earnings	All Other Compensation (\$)	
Philip Christensen	2024	\$ 125,433	—	—	—	—	—	\$125,433
William (Bill) Koeck	2024	\$ 191,451	—	—	—	—	—	\$191,451
Greg Pritchard	2024	\$ 125,433	—	—	—	—	—	\$125,433
Laura Tyson <sup>(2)</sup>	2024	\$ 115,531	—	—	—	—	—	\$115,531
Jan C. Wilson	2024	\$ 115,531	—	—	—	—	—	\$115,531
Aimee R. Allen	2024	\$ 115,531	—	—	—	—	—	\$115,531

(1) The amounts reflected in this column include standard fees earned by each director as part of their fee arrangements during the period from their respective appointment dates to December 31, 2024. The amounts reported for each of the directors are reported inclusive of any superannuation payments made on behalf of the directors.

(2) The amount reported for Ms. Tyson reflects fees paid directly to EMG for her services.

#### Narrative Disclosure to Director Compensation Table

##### Director Compensation

Under our bylaws, our Board of Directors may decide the total amount paid by us to each director as compensation for their services as a director, subject to the ASX Listing Rules. Under the ASX Listing Rules, the total amount of fees paid to all non-employee directors in any financial year must not exceed the aggregate amount of non-employee directors' fees approved by stockholders at our Annual General Meeting. This amount has been fixed by us at \$1,188,315 (A\$1,800,000) per annum.

Mr. Christensen, Mr. Koeck, Mr. Pritchard, Ms. Wilson and Ms. Allen each entered into fee arrangements in connection with their appointment as non-employee directors. These fee arrangements provide for each non-employee director's annual base compensation, which includes any statutory superannuation required. The fee arrangements also provide that the non-employee directors may elect to receive some, or all, of their annual base fees as RSUs. A summary of these fee arrangements follows:

Position	Year	Fee*
Board Member (other than Chair of the Board of Directors)	2024	\$115,531 (A\$175,000)
Lead Independent Director **	2024	\$181,548 (A\$275,000)
Chair of the Audit, Governance & Risk Committee (Additional Fee)	2024	\$9,903 (A\$15,000)
Chair of the Compensation and Nominating Committee (Additional Fee)	2024	\$9,903 (A\$15,000)
Chair of the Health Safety, Environment and Community Committee (Additional Fee)	2024	\$9,903 (A\$15,000)

\* U.S. dollar amounts are shown based on the average exchange rate for the fiscal year ended December 31, 2024, which was approximately A\$1.00 to US\$0.66.

\*\* Effective as of the date of the Annual General Meeting, the Board has determined that the position of Deputy Chair and Lead Independent Director will not continue.

If a non-employee director elects to receive some of their compensation in the form of RSUs, the RSUs will be settled no later than 30 days after the earliest of: (i) five years from the date the RSU is granted, (ii) the director ceasing to be a director on our Board of Directors or (iii) a change in control (as

defined in the Non-Executive Director Plan). Each RSU is an entitlement to receive one CDI (or if our Board of Directors determines, the equivalent value in cash or shares) plus additional CDIs (or the equivalent value in cash or shares) equal to any distributions made (assuming such distributions are reinvested in CDIs at the ex-distribution date), until the RSU is settled. RSUs will be granted in installments over a 15-month period. No non-employee directors elected to receive any of their compensation in the form of RSUs in 2024.

In addition to the fees outlined above, the fee arrangement provides that we will pay our non-executive directors for travel and other expenses incurred in attending to our affairs, including attending and returning from our general meetings or meetings of our Board of Directors or committees thereof.

We entered into a similar fee arrangement with Ms. Tyson in connection with her appointment as a non-executive director. However, Ms. Tyson is not directly paid a fee and is not entitled to receive fees in the form of RSUs. Rather, we pay EMG a standard director's fee of \$115,531 (A\$175,000) annually in return for EMG making Ms. Tyson available to us. Ms. Tyson's fee arrangement also provides that we will pay for her travel and other expenses incurred in attending to our affairs, including attending and returning from our general meetings or meetings of our Board of Directors or committees thereof.

#### **Non-Executive Director Plan**

We maintain the Coronado Global Resources Inc. 2018 Non-Executive Director Plan, or the Non-Executive Director Plan, which was adopted by our Board of Directors on, and effective as of, September 21, 2018.

The purpose of the Non-Executive Director Plan is to attract, retain and motivate non-employee directors of our Board of Directors, to align the interests of such directors with our stockholders and to promote ownership of our equity.

Pursuant to the Non-Executive Director Plan, we may grant stock options, stock appreciation rights, restricted shares or CDIs, RSUs, dividend equivalent rights, and other equity-based or equity-related awards, that the Compensation and Nominating Committee determines to be consistent with the purposes of the Non-Executive Director Plan and our interests.

#### **Director Shareholding Policy**

We have established a minimum shareholding policy for our non-executive directors, other than directors appointed by the holder of the Series A Preferred Share (which applies only to Ms. Tyson), or any other directors determined by our Board of Directors. Non-employee directors are required to hold a minimum number of CDIs, RSUs, or shares that are at least equal in value to the director's annual gross board fees in their first year of appointment to our Board of Directors. The minimum shareholding requirement is applicable in the fifth and subsequent years of the director's tenure so that the minimum shareholding can be progressively acquired over the five years from the time the director is appointed.

As of January 1, 2024, Mr. Spindler and Ms. Tyson each held an indirect economic interest in Coronado Group LLC's shareholding, arising from holdings of:

- class A units and MIUs in Coronado Group LLC, as described above; and/or
- investments in the EMG Group.

Those non-employee directors who hold indirect economic interests in us through investments in Coronado Group LLC or the EMG Group have an indirect interest in proceeds received by Coronado Group LLC for sale of certain CDIs.

For personal use only

**Compensation and Nominating Committee Interlocks and Insider Participation**

Our Compensation and Nominating Committee consisted of three non-executive directors during 2024: Mr. Pritchard, Ms. Tyson and Mr. Koeck served as members of our Compensation and Nominating Committee for all of 2024. Mr. Koeck served as the Chair of the Compensation and Nominating Committee for all of 2024. None of the members of our Compensation and Nominating Committee is or has been an officer or employee of our Company. None of our executive officers currently serves, or in 2024 served, as a member of the board of directors or compensation committee (or other board committee performing equivalent functions) of any other company that has one or more of its executive officers serving on our Board of Directors or Compensation and Nominating Committee.

For personal use only

## SECURITY OWNERSHIP OF CERTAIN BENEFICIAL OWNERS AND MANAGEMENT

The following table sets forth, as of April 16, 2025, information regarding beneficial ownership of shares of our common stock, including shares underlying CDIs, by the following:

- each person, or group of affiliated persons, who is known by us to beneficially own 5% or more of any class of our voting securities;
- each of our directors;
- each of our NEOs; and
- all current directors and executive officers, as a group.

Beneficial ownership is determined according to the rules of the SEC. Beneficial ownership generally includes voting or investment power of a security and includes shares underlying options and other equity awards that are currently exercisable or exercisable within 60 days of April 16, 2025. The officers, directors and principal stockholders supplied the information for this table. Except as otherwise indicated, we believe that the beneficial owners of the CDIs and common stock listed below, based on the information given to us by each of them, have sole investment and voting power with respect to their shares, except where community property laws may apply.

Percentage of ownership is based on 167,645,373 shares of our common stock, or common stock equivalent CDIs, outstanding on April 16, 2025. Unless otherwise indicated, we deem shares subject to options that are exercisable within 60 days of April 16, 2025 to be outstanding and beneficially owned by the person holding the options for the purpose of computing percentage ownership of that person, but we do not treat them as outstanding for the purpose of computing the ownership percentage of any other person.

Because CDIs represent one-tenth of a share of our common stock, converting the number of CDIs owned by the person holding them into the equivalent number of shares of our common stock may result in fractional shares of common stock.

Name and Address of Beneficial Owner	Number of Shares of Common Stock	Percentage of Common Stock
<b>5% Stockholders</b>		
Coronado Group LLC <sup>(1)</sup>	84,506,139.9	50.4%
AustralianSuper Pty Ltd <sup>(2)</sup>	15,143,368.5	9.0%
<b>Directors and Named Executive Officers</b>		
Garold Spindler <sup>(3)</sup>	159,941.7	*
William (Bill) Koeck <sup>(4)</sup>	17,326.1	*
Aimee R. Allen	—	—
Philip Christensen	—	—
Greg Pritchard <sup>(5)</sup>	7,158.2	*
Laura Tyson	—	—
Jan C. Wilson	—	—
Jeffrey D. Bitzer <sup>(6)</sup>	15,066.3	*
Douglas G. Thompson <sup>(7)</sup>	6,020.1	*
Gerhard Ziems <sup>(8)</sup>	20,062.1	*
Christopher P. Meyering <sup>(9)</sup>	15,108	*
All current directors and executive officers (12 persons) as a group <sup>(10)</sup>	254,472.1	*

\* Indicates less than 1%.

(1) Reflects 84,506,139.9 shares of common stock held by Coronado Group LLC based on the SC 13D/A filed by Coronado Group LLC with the SEC on October 2, 2023. EMG CC HC, LLC, EMG Coronado II

HC, LLC, EMG Coronado IV Holdings LLC and EMG Coronado Strategic LP, each of which is affiliated with The Energy & Minerals Group, collectively hold approximately 99% of the outstanding units of Coronado Group LLC. Voting and investment decisions with respect to these shares require the vote of a majority of the board of managers of Coronado Group LLC, which is currently comprised of Garold Spindler, Laura Tyson and John G. Calvert. As such, no individual member of the board of managers is deemed to be the beneficial owner of the shares of common stock held by Coronado Group LLC. The address for Coronado Group LLC is The Energy & Minerals Group, 2229 San Felipe, Suite 1300, Houston, Texas 77019.

- (2) Reflects 151,433,685 CDIs. Based upon information contained in Schedule 13G/A filed with the SEC on January 25, 2024, which specifies that AustralianSuper Pty Ltd. had sole voting power with respect to 151,433,685 CDIs. The address of AustralianSuper Pty Ltd is Level 30, 130 Lonsdale Street, Melbourne Victoria 3000, Australia.
- (3) Includes 1,494,457 CDIs owned and 104,960 CDIs that Mr. Spindler has the right to acquire within 60 days of April 16, 2025 through the exercise of stock options.
- (4) Reflects an indirect economic interest in 173,261 CDIs held through superannuation funds. Voting and investment power in these shares are held in the Koeck Superannuation Fund. Mr. Koeck and Pamela Edith Koeck are trustees of this fund with shared voting and investment power.
- (5) Reflects 71,582 CDIs held by JJ Discretionary Trust. Mr. Pritchard is a trustee and beneficiary of the JJ Discretionary Trust with voting and pecuniary interest.
- (6) Reflects 150,663 CDIs.
- (7) Reflects 60,201 CDIs.
- (8) Mr. Ziems resigned as the Company's Group Chief Financial Officer and Head of Strategic Investment, effective December 31, 2024. Based on available information, as of December 31, 2024, Mr. Ziems beneficially owned 200,621 CDIs.
- (9) Reflects 151,080 CDIs.
- (10) Includes 104,960 CDIs and 8,503 CDIs that Mr. Spindler and Ms. Pollard, respectively, have the right to acquire within 60 days of April 16, 2025 through the exercise of stock options.

For personal use only

**DELINQUENT SECTION 16(a) REPORTS**

Section 16(a) of the Exchange Act requires that our directors, executive officers, and persons who own more than 10% of a registered class of our equity securities file with the SEC reports of ownership and changes in beneficial ownership of our common stock. The Company files certain Section 16(a) reports on behalf of the directors and executive officers, and directors, executive officers, and greater than 10% owners are required to furnish us with copies of all Section 16(a) forms that are filed on their behalf. Based solely on a review of copies of these reports furnished to us or written representations that no other reports were required, we believe that during the fiscal year ended December 31, 2024, all required reports were filed on behalf of our directors and executive officers on a timely basis, other than two Form 4s reporting a total of eight transactions for Mr. Meyering, one Form 4 reporting one transaction for Ms. Pollard, and one Form 4 reporting one transaction for Mr. Ziems, which were late due to administrative error.

## CERTAIN RELATIONSHIPS AND RELATED PARTY TRANSACTIONS

The following is a summary of transactions that occurred on or after January 1, 2024 to which we were a party, in which the amount involved exceeded \$120,000 and in which any of our executive officers, directors or beneficial holders of more than 5% of our capital stock had or will have a direct or indirect material interest.

### *Stockholder's Agreement*

On September 24, 2018, we entered into a Stockholder's Agreement with Coronado Group LLC, which governs the relationship between the EMG Group and us while the EMG Group beneficially owns in the aggregate at least 50% of our outstanding shares of common stock (including shares of common stock underlying CDIs). Pursuant to the Stockholder's Agreement, we will provide the EMG Group with financial and other information, and we will cooperate with and have assistance from the EMG Group in connection with any financing or refinancing we undertake. While the EMG Group beneficially owns in the aggregate at least 10% of our outstanding shares of common stock, any issuances of equity securities must have been offered to Coronado Group LLC in respect of its pro rata shares. Additionally, for as long as the EMG Group beneficially owns in the aggregate at least 25% of the outstanding shares of our common stock, Coronado Group LLC will have consent rights to certain actions, including, but not limited to, amending or restating our bylaws or certificate of incorporation, issuing any equity securities, or terminating the employment of the Chief Executive Officer or hiring a new Chief Executive Officer. Under the Stockholder's Agreement, the EMG Group has certain rights regarding our Board of Directors as described in "Executive Officers and Corporate Governance" above.

### *Registration Rights and Sell-Down Agreement*

On September 24, 2018, we entered into a Registration Rights and Sell-Down Agreement with Coronado Group LLC, which governs Coronado Group LLC's ability to require us to register shares of our common stock under the Securities Act of 1933, as amended, or the Securities Act, and to assist Coronado Group LLC in selling some or all of its shares of common stock (including in the form of CDIs).

Coronado Group LLC has the right, by delivering written notice, or Demand Notice, to require us to register the requested number of registerable securities under the Securities Act, or Demand Registration, provided that an individual stockholder may not deliver more than one Demand Notice within 180 calendar days.

We may postpone a Demand Registration (but not more than twice in any 12-month period), for a reasonable period not to exceed 90 days, provided that the Chief Executive Officer and Group Chief Financial Officer provide a signed certification that they reasonably expect such registration and offering to materially adversely affect or materially interfere with any bona fide material financing, or any material transaction under consideration, or require disclosure of nonpublic information, which could materially adversely affect us.

Except with respect to a Demand Registration, if we propose to file a registration statement under the Securities Act, we will give prompt notice of such filing within 10 days prior to the filing date, or Piggyback Notice, to all of the holders of registerable securities. The Piggyback Notice shall offer such holders the opportunity to include in such registration statement the number of registerable securities as each holder may request.

Coronado Group LLC may sell some or all of their shares of common stock without triggering registration rights under the terms of the Registration Rights and Sell-Down Agreement.

### *Relationship Deed*

On September 24, 2018, we entered into a Relationship Deed with Coronado Group LLC and EMG Group. Pursuant to the Relationship Deed, we agreed to indemnify Coronado Group LLC for liabilities related to guarantees made by Coronado Group LLC in past transactions by the Company, any liability incurred by any person appointed by Coronado Group LLC as an observer on the board of directors under the Stockholder's Agreement, and liabilities incurred by certain affiliates of the EMG Group under a New

For personal use only

South Wales-law governed bank guarantee facility. Under the Relationship Deed, we also agreed to reimburse Coronado Group LLC for reasonable costs of and incidental to the Australian IPO and travel costs for attending meetings of the board of directors for any person appointed by Coronado Group LLC as an observer.

**Policies and Procedures for Review, Approval or Ratification of Related Party Transactions**

Section 9.1 of our certificate of incorporation incorporates by reference the General Corporation Law of the State of Delaware in regards to related party transactions, pursuant to which no contract or transaction with any other firm, corporation or entity in which we have an interest, shall be affected or invalidated by the fact that one or more related persons may be a party to or may be interested in the contract or transaction, provided that the contract or transaction is approved by our Board of Directors. Pursuant to our Audit Committee charter, our Audit Committee is responsible for reviewing, approving, ratifying or disapproving “related party transactions.” Further, all transactions which exceed \$10 million in transaction value with affiliates of the Company or affiliates of certain stockholders of the Company, require the approval of Coronado Group LLC pursuant to the terms of the Stockholder’s Agreement dated as of September 24, 2018 between us and Coronado Group LLC.

## AUDIT COMMITTEE REPORT

The Audit Committee is currently composed of four independent directors and operates under a written charter adopted by the Board of Directors. The charter is reviewed and reassessed for adequacy annually by the Audit Committee and is reviewed and approved by the Board of Directors. A copy of the charter is available at <https://coronadoglobal.com/sustainability/social/governance/>.

Our Audit Committee consists of Mr. Pritchard (Chair), Mr. Christensen, Mr. Koeck and Ms. Wilson. Our Board of Directors has determined that each of Mr. Pritchard, Mr. Christensen, Mr. Koeck and Ms. Wilson are independent under Rule 10A-3 under the Exchange Act. Each of Mr. Pritchard and Ms. Wilson qualify as an “audit committee financial expert” under the applicable rules of the SEC. The Audit Committee is responsible for retaining the Company’s independent registered public accounting firm. Effective as of the date of the Annual General Meeting, our Audit Committee will consist of Mr. Pritchard (Chair), Mr. Christensen and Ms. Wilson.

Management is responsible for preparing financial statements in accordance with accounting principles generally accepted in the United States, or US GAAP, and the financial reporting process, including the Company’s disclosure controls and procedures and internal control over financial reporting. The independent registered public accounting firm is responsible for auditing the Company’s financial statements and expressing an opinion as to their conformity to US GAAP. The independent registered public accounting firm is required to perform an audit in accordance with the standards of the Public Company Accounting Oversight Board, or the PCAOB.

The Audit Committee’s responsibility is to monitor and oversee these financial reporting processes on behalf of the Board of Directors. In fulfilling its oversight responsibilities, the Audit Committee reviewed the audited financial statements in the Annual Report on Form 10-K for the fiscal year ended December 31, 2024 with management and EY, the principal accountant for the Company’s fiscal year ended December 31, 2024, including a discussion of the quality, not just the acceptability, of the accounting principles, the reasonableness of significant judgments, the clarity of disclosures in the financial statements and effectiveness of internal controls over financial reporting.

In this context, the Audit Committee met five times in the fiscal year ended December 31, 2024 and held discussions with management and EY relating to matters pertaining to prior reported fiscal years. The Audit Committee also regularly met in separate executive sessions with EY and executive management, who oversees internal audit and risk management, and Audit Committee members only.

Management has represented to the Audit Committee that the Company’s audited consolidated financial statements for the fiscal year ended December 31, 2024 were prepared in accordance with US GAAP. The Audit Committee has reviewed and discussed the audited consolidated financial statements, including the critical accounting policies and estimates, with management and EY. The Audit Committee has discussed with EY the matters required to be discussed by the applicable requirements of the PCAOB, the SEC, and the ASX.

The Audit Committee has received the written disclosures and the letter from EY required by applicable requirements of the PCAOB regarding EY’s communications with the Audit Committee concerning independence, and the Audit Committee discussed with EY its independence from the Company, including consideration of the compatibility of non-audit services with the firm’s independence.

Based on the Audit Committee’s discussion with management and EY, the Audit Committee’s review of the representations of management and the report of EY to the Audit Committee, the Audit Committee recommended to the Board of Directors and the Board of Directors has approved the audited consolidated financial statements for inclusion in the Company’s Annual Report on Form 10-K for the fiscal year ended December 31, 2024 for filing with the SEC and the ASX.

Submitted by the Audit Committee:

Greg Pritchard, Chair  
Philip Christensen  
William (Bill) Koeck  
Jan C. Wilson

**STOCKHOLDERS' PROPOSALS FOR THE 2026 ANNUAL GENERAL MEETING****Exchange Act Rules**

Any stockholder who wishes to have a qualified proposal (other than with respect to director nominations) considered for inclusion in our proxy statement for our 2026 annual general meeting of stockholders, or 2026 Annual General Meeting, must (i) comply with the procedural and other requirements set forth in Rule 14a-8 under the Exchange Act and (ii) ensure the proposal is received by our Secretary at our principal executive offices no later than December 23, 2025.

In addition, to comply with the universal proxy rules, stockholders who intend to solicit proxies in support of director nominees for election at the 2026 Annual General Meeting other than the Company's nominees must provide notice that sets forth the information required by Rule 14a-19 of the Exchange Act, which provides that such notice must be postmarked or transmitted electronically to the Company at its principal executive offices no later than 60 calendar days prior to the first anniversary of the 2025 Annual General Meeting, include the names of all director nominees and include a statement that such stockholder intends to solicit the holders of shares representing at least 67% of the voting power of the Company's shares entitled to vote on the election of directors in support of director nominees other than the Company's nominees. If the date of the 2026 Annual General Meeting is changed by more than 30 calendar days from the first anniversary of the 2025 Annual General Meeting, then notice must be provided by the later of 60 calendar days prior to the date of the 2026 Annual General Meeting or the 10th calendar day following the day on which public announcement of the date of the 2026 Annual General Meeting is first made. Accordingly, for the 2026 Annual General Meeting, stockholders must deliver such notice no later than April 6, 2026, unless the date of the 2026 Annual General Meeting is changed by more than 30 calendar days from the first anniversary of the Annual General Meeting.

**Bylaws Advance Notice Requirement**

Our bylaws include an advance notice provision that requires any stockholder who intends to submit a proposal for consideration at our 2026 Annual General Meeting (which proposals are not to be included in our proxy statement and thus are to be submitted outside the processes of Rule 14a-8 of the Exchange Act), or who intends to submit nominees for election as directors at the meeting, must, among other things, give timely written notice to our Secretary regarding their proposals. To be timely, notices must be delivered to the Secretary at the principal executive office of the Company no earlier than February 3, 2026 and no later than the close of business on March 5, 2026. Such written notice must also satisfy specified requirements set forth in our bylaws.

**GENERAL INFORMATION****Important Notice Regarding the Internet Availability of Proxy Materials for the Annual General Meeting of Stockholders to be Held on June 3, 2025.**

The Notice of Annual General Meeting, this proxy statement and our Proxy Annual Report are available on the internet at [www.investorvote.com.au](http://www.investorvote.com.au).

The following information applicable to the Annual General Meeting may be found in this proxy statement and the Notice of Internet Availability of Proxy Materials, the proxy card or the CDI voting instruction form that you received:

- the date, time and virtual location of the Annual General Meeting;
- a list of the matters intended to be acted on and our Board of Directors' recommendations regarding those matters;
- any control/identification numbers that you need to access your proxy; and
- information about attending the Annual General Meeting and voting at the Annual General Meeting.

Our Board of Directors has made our proxy materials available to you over the internet or, upon your request, has mailed you a printed version of these materials in connection with the Annual General Meeting, which will take place on June 4, 2025 in Australia (or June 3, 2025 in the United States). We mailed the Notice of Internet Availability of Proxy Materials to our stockholders on April 22, 2025, and our proxy materials were posted on the website referenced in the Notice of Internet Availability of Proxy Materials on that same date.

We have sent or provided access to the materials to you because our Board of Directors is soliciting your proxy to vote your shares at our Annual General Meeting. We will bear all expenses incurred in connection with this proxy solicitation. Our officers and employees may solicit your proxy by telephone, by electronic transmission or by other means of communication, and they will not be separately compensated for such services. We solicit proxies to give all stockholders (and CDI Holders) an opportunity to vote on matters that will be presented at the Annual General Meeting. In this proxy statement, you will find information on these matters, which is provided to assist you in voting your shares (or shares underlying CDIs). If your shares are held through a broker or other nominee (*i.e.*, in "street name") and you have requested printed versions of these materials, we have requested that your broker or nominee forward this proxy statement to you and obtain your voting instructions, for which we will reimburse them for reasonable out-of-pocket expenses.

For personal use only

**HOUSEHOLDING**

As permitted under the Exchange Act, only one copy of the Notice of Internet Availability of Proxy Materials, or Notice, or this proxy statement is being delivered to stockholders (or CDI Holders) residing at the same address, who have consented to such delivery and unless such stockholders (or CDI Holders) have notified us of their desire to receive multiple copies of the Notice or this proxy statement. We will promptly deliver, upon oral or written request, a separate copy of the Notice or this proxy statement to any stockholder (or CDI Holders) residing at an address to which only one copy was mailed. Requests for additional copies should be directed to Coronado Global Resources Inc., Level 33, Central Plaza One, 345 Queen Street, Brisbane Qld 4000, Attention: Secretary, Telephone: +61 7 3031 7777. Stockholders (or CDI Holders) residing at the same address and currently receiving only one copy of the Notice or this proxy statement may contact our Secretary at the address above to request multiple copies of the Notice or this proxy statement in the future. Stockholders (or CDI Holders) residing at the same address and currently receiving multiple copies of the Notice or this proxy statement may contact the Secretary at the address above to request that only a single copy of the Notice or this proxy statement be mailed to them in the future.

## VOTING INFORMATION

### What is the Purpose of the Annual General Meeting?

At the Annual General Meeting, we are asking the holder of the Series A Share to vote on the following proposal:

- **Proposal 1:** the election of the director nominee designated by the EMG Group to serve until the 2026 annual general meeting of stockholders of the Company or until such director's successor has been duly elected and qualified;

At the Annual General Meeting, we are asking holders of our common stock (and CDI Holders) to vote on the following proposals:

- **Proposal 2:** the election of each of the six director nominees of the Company to serve until the 2026 annual general meeting of stockholders of the Company or until their successors have been duly elected and qualified;
- **Proposal 3:** the approval, on a non-binding advisory basis, of the compensation of our named executive officers, as described in the "Compensation Discussion and Analysis" section, executive compensation tables and accompanying narrative disclosures contained in this proxy statement; and
- **Proposal 4:** the ratification of the appointment of Ernst & Young as the Company's independent registered public accounting firm for the fiscal year ending December 31, 2025.

### Who is Entitled to Vote at the Annual General Meeting?

Our Board of Directors selected April 16, 2025 as the record date for determining stockholders entitled to vote at the Annual General Meeting. This means that if you were a registered stockholder with our transfer agent and registrar, Computershare Trust Company, N.A., or a CDI Holder as of the close of business on the record date, you may vote your shares (or, if you are a CDI Holder, direct CDN on how to vote your CDIs) on the matters to be considered at the Annual General Meeting. If your shares were held in street name (as further described below) through a broker or nominee on that date (or through CDN for shares underlying CDIs), you should refer to the instructions provided by your broker or nominee (or CDI voting instruction form) for further information. They are seeking your instructions on how you want your shares to be voted.

The Company's common stock is publicly traded on the ASX in the form of CDIs convertible at the option of the holders into shares of the Company's common stock on a 10-for-1 basis. As of April 16, 2025, we had 167,645,373 shares of our common stock issued and outstanding with 7,746 holders of record. The holders included CDN, which held 90,337,270 shares of our common stock on behalf of the CDI Holders; there were 7,745 registered owners of our CDIs on the record date. On each matter to be voted upon, you have one vote for each share of common stock you own as of the record date. Holders of our CDIs are entitled to direct CDN, or some other entity, including themselves or the Secretary of the Company, as proxy of CDN, to vote one vote for every 10 CDIs held by such holder as of the record date.

### What is the Difference Between a Stockholder of Record and a Street Name Holder?

If you own shares registered directly in your name with our transfer agent and registrar, Computershare Trust Company, N.A., you are considered the stockholder of record with respect to those shares. As a stockholder of record, you have the right to grant your voting proxy directly to the Company or to vote at the Annual General Meeting.

If your shares are held in a stock brokerage account or by a bank, trust or other nominee, then the broker, bank, trust or other nominee is considered to be the stockholder of record with respect to those shares, while you are considered to be the beneficial owner of the shares and you hold those shares as a street name holder. Street name holders generally cannot vote their shares directly and must instead instruct the broker, bank, trust or other nominee how to vote their shares using the method described in the notice that is sent to the street name holder by the broker, bank, trust or other nominee. Since a street name holder is not the stockholder of record, the street name holder may not vote their shares at the meeting unless such

For personal use only

holder obtains a “legal proxy” from their applicable broker, bank, trustee or other nominee giving such holder the right to vote the shares at the Annual General Meeting.

CDN is the stockholder of record for all shares beneficially owned by CDI Holders. CDI Holders are entitled to receive notice of, and attend, the Annual General Meeting and may direct CDN to vote at the Annual General Meeting by using the method described in the CDI voting instruction form.

#### **How Many Shares Must be Present to Hold the Annual General Meeting?**

In accordance with our bylaws and certificate of incorporation, the holders of a majority of the voting power of the outstanding shares of common stock entitled to vote as of the record date must be present at the Annual General Meeting in order to hold the Annual General Meeting and conduct business. Your shares will be counted as present if:

- you are a stockholder of record and either:
  - are present and vote at the Annual General Meeting; or
  - have properly submitted your proxy; or
- are a beneficial owner of shares held by brokers that constitute “broker non-votes” because you have not provided voting instructions to the brokers and they lack the discretionary authority to vote on a particular matter (as described below); or
- are a CDI Holder and you have properly submitted your CDI voting instruction form and directed CDN how to vote your shares underlying CDIs.

#### **How Can You Vote Your Shares?**

If you are a stockholder of record, you can vote your shares by voting by telephone, mailing in your proxy (if you requested and received a printed version of the proxy materials) or at the Annual General Meeting. You may give us your proxy by following the instructions included in the Notice of Internet Availability of Proxy Materials or, if you received a printed version of these proxy materials, in the enclosed proxy card. If you want to vote by mail but have not received a printed version of these proxy materials, you may request a full set of proxy materials through the instructions in the Notice of Internet Availability of Proxy Materials. If you vote using either telephone or the internet, you will save us mailing expense.

By giving us your proxy, you will be directing us how to vote your shares at the Annual General Meeting. Even if you plan on attending the Annual General Meeting, we urge you to submit a proxy now, instructing how your shares are to be voted at the Annual General Meeting. This will ensure that your vote is represented at the Annual General Meeting. If you do attend the Annual General Meeting, you can change your vote at that time, if you then desire to do so.

Valid proxies must be received no later than 10:00 A.M., Australian Eastern Standard Time, on June 2, 2025 or 8:00 P.M., U.S. Eastern Time, on June 1, 2025. Alternatively, you can cast your vote online before 10:00 A.M. Australian Eastern Standard Time on June 2, 2025 (or 8:00 P.M., U.S. Eastern Time, on June 1, 2025 by following the instructions on the proxy card.

#### **What if Your Shares are Held in Street Name?**

If you are the beneficial owner of shares held in street name, the methods by which you can access the proxy materials and give the voting instructions to the broker or nominee may vary. Accordingly, beneficial owners should follow the instructions provided by their brokers or nominees to vote by internet, telephone or mail. If you want to vote by mail but have not received a printed version of these proxy materials, you may request a full set of proxy materials as instructed by the Notice of Internet Availability of Proxy Materials. If you want to vote your shares at the Annual General Meeting, you must obtain a valid proxy from your broker or nominee, except that CDI Holders may not vote at the Annual General Meeting. You should contact your broker or nominee or refer to the instructions provided by your broker or nominee for further information. Additionally, the availability of internet or telephone voting depends on the voting process used by the broker or nominee that holds your shares.

For personal use only

### How Can You Vote Your CDIs?

CDI Holders as of the record date may direct CDN to vote at the meeting by following the instructions on the CDI voting instruction form or by voting online at [www.investorvote.com.au](http://www.investorvote.com.au).

If you are a CDI Holder, in order to vote at the Annual General Meeting, you must instruct CDN to vote the shares underlying your CDIs pursuant to your instructions in the CDI voting instruction form.

Each CDI represents one-tenth of a share of our common stock. Therefore, each CDI Holder will be entitled to one vote for every 10 CDIs they hold.

Completed CDI voting instruction forms must be provided to CDN no later than 10:00 A.M., Australian Eastern Standard Time, on June 2, 2025 or 8:00 P.M., U.S. Eastern Time, on June 1, 2025. Alternatively, you can cast your vote online before 10:00 A.M., Australian Eastern Standard Time, on June 2, 2025 or 8:00 P.M., U.S. Eastern Time, on June 1, 2025 by following the instructions on the proxy card.

### What Does it Mean if You Receive More Than One Set of Proxy Materials?

You may receive more than one Notice of Internet Availability of Proxy Materials or proxy statement and proxy card or CDI voting instruction form if your shares (or shares underlying CDIs) are held through more than one account (e.g., through different brokers or nominees). Each Notice of Internet Availability of Proxy Materials, proxy card or CDI voting instruction form only covers those shares held in the applicable account. If you hold shares (or shares underlying CDIs) in more than one account, you will have to provide voting instructions as to all of your accounts to vote all of your shares (or shares underlying CDIs).

### Can You Change Your Vote After Submitting Your Proxy?

For stockholders of record, you may change your vote or revoke your proxy by:

- written notice to our Secretary at Level 33, Central Plaza One, 345 Queen Street, Brisbane Qld 4000;
- granting a new, later dated proxy (including by submitting a later dated proxy by telephone or on the internet); or
- voting at the Annual General Meeting.

Attendance at the virtual Annual General Meeting will not, by itself, constitute revocation of a proxy. Unless you attend the virtual Annual General Meeting and vote your shares, you should change your vote using the same method (by internet, telephone or mail) that you first used to vote your shares. This will help the inspector of election for the Annual General Meeting verify your latest vote.

If you are a CDI Holder and you direct CDN to vote by completing the CDI voting instruction form, you may revoke those instructions by delivering to Computershare Investor Services Pty Limited a written notice of revocation bearing a later date than the CDI voting instruction form previously sent.

For beneficial owners of shares held in street name, you should follow the instructions in the information provided by your broker or nominee to change your vote or revoke your proxy. If you want to change your vote as to shares held in street name by voting at the Annual General Meeting, you must obtain a valid proxy from the broker or nominee that holds those shares for you.

### How Are Votes Counted?

For stockholders of record, all shares represented by proxies will be voted at the Annual General Meeting in accordance with instructions given by the stockholders. Where a stockholder returns its proxy and no instructions are given with respect to a given matter, the proxy holders named in the proxy will vote those shares in accordance with the recommendations of the Board of Directors set forth below and in the discretion of the proxy holders upon such other business as may properly come before the Annual General Meeting. If you are a stockholder of record and you do not return your proxy, no votes will be cast on your behalf on any of the items of business at the Annual General Meeting.

Where a CDI Holder returns its CDI voting instruction form and no instructions are given with respect to a resolution, your vote will not be counted and will have no effect on that resolution.

For personal use only

If you hold shares beneficially in street name and do not provide your broker with voting instructions, your shares may be treated as “broker non-votes.” Generally, broker non-votes occur when a broker is not permitted to vote on a particular matter without instructions from the beneficial owner and instructions have not been given. Brokers that have not received voting instructions from their clients cannot vote on their clients’ behalf on “non-routine” proposals, such as the election of directors and the advisory approval of the Company’s NEO compensation. However, brokers may vote their clients’ shares on “routine” proposals, such as the proposal seeking ratification of EY as the independent registered public accounting firm for the fiscal year ending December 31, 2025.

#### What are the Voting Options and Approval Requirements?

Proposal	Voting Options	Board of Directors Recommendations	Voting Standard	Treatment of Abstentions & Broker Non-Voters
Election of the Director Nominee Designated by the EMG Group	The holder of the Series A Share may vote “FOR” or withhold your vote for the director nominee	<i>For the Holder of our Series A Share</i> “FOR”	Plurality ( <i>i.e.</i> , most affirmative votes received among votes properly cast at the Annual General Meeting or by proxy).	Abstentions and broker non-votes will have no effect
Election of the Six Director Nominees of the Company	You may vote “FOR” or withhold your vote for any one or more of the director nominees.	<i>For Holders of our Common Stock</i> “FOR”	Plurality ( <i>i.e.</i> , most affirmative votes received among votes properly cast at the Annual General Meeting or by proxy).	Abstentions and broker non-votes will have no effect.
Approval of Our Named Executive Officers’ Compensation	You may vote “FOR”, “AGAINST” or abstain.	“FOR”	Affirmative vote of the majority of shares present at the Annual General Meeting or represented by proxy at the Annual General Meeting and entitled to vote on the matter.	Abstentions will have the effect of a vote against the proposal. Broker non-votes will have no effect.
Ratification of the Appointment of Ernst & Young as the Company’s Independent Registered Public Accounting firm for the fiscal year ending December 31, 2025	You may vote “FOR”, “AGAINST” or abstain.	“FOR”	Affirmative vote of the majority of shares present at the Annual General Meeting or represented by proxy at the Annual General Meeting and entitled to vote on the matter.	Abstentions will have the effect of a vote against the proposal. As this proposal is a routine matter, we do not expect to have broker non-votes.

For personal use only

Under ASX Listing Rule 14.2.1, a proxy card must allow stockholders to vote for a resolution, against a resolution or to abstain from voting on a resolution. In accordance with the provisions of the General Corporation Law of the State of Delaware, the bylaws of the Company provide that directors shall be elected to the Board of Directors by a plurality of the votes cast (*i.e.*, the person(s) elected will be those with the most affirmative votes received among votes properly cast at the Annual General Meeting or by proxy). To enable this, ASX has granted the Company a waiver from ASX Listing Rule 14.2.1 to permit the Company not to provide an option for CDI Holders to vote against a resolution to elect a director in a CDI voting instruction form. The terms of the waiver are that: (a) the Company complies with the relevant Delaware laws as to the content of the proxy cards applicable to resolutions for the elections of directors, (b) the notice given by the Company to CDI Holders under ASX Settlement Operating Rule 13.8.9 makes it clear that CDI Holders are only able to vote for resolutions or abstain from voting, and the reasons why this is the case, (c) the Company releases details of this waiver to the market as part of the pre-quotation disclosure, and the terms of the waiver are set out in the management proxy circular provided to all CDI Holders and (d) without limiting ASX's right to vary to its decision under ASX Listing Rule 18.3, the waiver from Listing Rule 14.2.1 only applies for so long as the relevant Delaware laws prevent the Company from permitting stockholders to vote against a resolution to elect a director.

#### **Can any Other Business be Conducted at the Annual General Meeting?**

Yes. All matters brought before the Annual General Meeting must be stated in the Notice or otherwise properly brought before the Annual General Meeting by or at the direction of (a) the Board of Directors, (b) EMG or (c) a stockholder of record entitled to vote at the Annual General Meeting in compliance with the advance notice provisions set forth in Section 1.11 of the Company's bylaws. The Company and the Board of Directors are not aware of any properly submitted business to be acted upon at the Annual General Meeting that is not set forth in the Notice.

#### **What Happens if the Annual General Meeting is adjourned?**

The Annual General Meeting may be adjourned by the Chair of the Annual General Meeting for the purposes of, among other things, soliciting additional proxies. In the absence of a quorum of any class of stock entitled to vote on a matter, an adjournment may be made from time to time with the approval of the affirmative vote of the holders of a majority of outstanding shares of such class present at the Annual General Meeting or represented by proxy and entitled to vote on such matter at the Annual General Meeting. The Company is required to notify stockholders of any adjournments of more than 30 days or if a new record date is fixed for the adjourned meeting. Notice is not required for an adjourned meeting if the time, place and means of remote communication for the adjourned meeting are announced at the meeting at which the adjournment occurs. Unless a new record date is fixed, your proxy will still be valid and may be voted at the adjourned meeting unless properly revoked. You will still be able to change or revoke your proxy until it is voted.

By Order of the Board of Directors,

/s/ Susan Casey  
Susan Casey  
Secretary

Dated: April 22, 2025



The 2025 Annual General Meeting of Stockholders of Coronado Global Resources Inc. will be held on June 4, 2025 at 10:00 A.M., Australian Eastern Standard Time (June 3, 2025 at 8:00 P.M., United States Eastern Time), virtually via the internet at <https://meetnow.global/MSJFC6S>.

Important notice regarding the Internet Availability of Proxy Materials for the 2025 Annual General Meeting of Stockholders. The materials are available at: [www.edocumentview.com/CRN](http://www.edocumentview.com/CRN)

▼ IF VOTING BY MAIL, SIGN, DETACH AND RETURN THE BOTTOM PORTION IN THE ENCLOSED ENVELOPE.▼

**Coronado Global Resources Inc.**



**Proxy Solicited by the Board of Directors of Coronado Global Resources Inc. for the Annual General Meeting of Stockholders on June 4, 2025 (10:00 A.M., Australian Eastern Standard Time) / June 3, 2025 (8:00 P.M., United States Eastern Time).**

Douglas Thompson and Garold Spindler, or any of them (the "Proxies"), each with the power of substitution, are hereby authorized to represent and vote the shares of the undersigned, with all the powers which the undersigned would possess if personally present, at the Annual General Meeting of Stockholders of Coronado Global Resources Inc. to be held on June 4, 2025 (10:00 A.M., Australian Eastern Standard Time) / June 3, 2025 (8:00 P.M., United States Eastern Time), or at any postponement or adjournment thereof.

Shares represented by this proxy will be voted by the stockholder. If no such directions are indicated, the Proxies will have authority to vote FOR each of the nominees listed in Proposal 2, and FOR Proposals 3 and 4.

In their discretion, the Proxies are authorized to vote (1) for the election of any person to the Board of Directors if any nominee named in Proposal 2 herein becomes unable to serve or for good cause will not serve and (2) upon such other business as may properly come before the Annual General Meeting of Stockholders.

(Proposals to be voted appear on reverse side)

**C Non-Voting Items**

Change of Address – Please print new address below.

Comments – Please print your comments below.





The 2025 Annual General Meeting of Stockholders of Coronado Global Resources Inc. will be held on June 4, 2025 at 10:00 A.M., Australian Eastern Standard Time (June 3, 2025 at 8:00 P.M., United States Eastern Time), virtually via the internet at <https://meetnow.global/MSJFC6S>.

Important notice regarding the Internet Availability of Proxy Materials for the 2025 Annual General Meeting of Stockholders. The materials are available at: [www.edocumentview.com/CRN](http://www.edocumentview.com/CRN)

▼ IF VOTING BY MAIL, SIGN, DETACH AND RETURN THE BOTTOM PORTION IN THE ENCLOSED ENVELOPE.▼

**Coronado Global Resources Inc.**



**Proxy Solicited by the Board of Directors of Coronado Global Resources Inc. for the Annual General Meeting of Stockholders on June 4, 2025 (10:00 A.M., Australian Eastern Standard Time) / June 3, 2025 (8:00 P.M., United States Eastern Time).**

Douglas Thompson and Garold Spindler, or any of them (the "Proxies"), each with the power of substitution, are hereby authorized to represent and vote the shares of the undersigned, with all the powers which the undersigned would possess if personally present, at the Annual General Meeting of Stockholders of Coronado Global Resources Inc. to be held on June 4, 2025 (10:00 A.M., Australian Eastern Standard Time) / June 3, 2025 (8:00 P.M., United States Eastern Time), or at any postponement or adjournment thereof.

Shares represented by this proxy will be voted by the stockholder. If no such directions are indicated, the Proxies will have authority to vote FOR each of the nominees listed in Proposals 1 and 2, and FOR Proposals 3 and 4.

In their discretion, the Proxies are authorized to vote (1) for the election of any person to the Board of Directors if any nominee named in Proposal 2 herein becomes unable to serve or for good cause will not serve and (2) upon such other business as may properly come before the Annual General Meeting of Stockholders.

(Proposals to be voted appear on reverse side)

**C Non-Voting Items**

Change of Address – Please print new address below.

Comments – Please print your comments below.



# Coronado

STEEL STARTS HERE



Coronado Global Resources Inc.  
ARBN 628 199 468



CRN  
MR SAM SAMPLE  
FLAT 123  
123 SAMPLE STREET  
THE SAMPLE HILL  
SAMPLE ESTATE  
SAMPLEVILLE VIC 3030

## Need assistance?



Phone:  
1300 850 505 (within Australia)  
+61 3 9415 4000 (outside Australia)



Online:  
[www.investorcentre.com/contact](http://www.investorcentre.com/contact)



## YOUR VOTE IS IMPORTANT

For your proxy appointment to be effective it must be received by **10:00 A.M. (AEST)**  
**Monday, 2 June 2025 (or 8:00 P.M. (U.S ET)**  
**Sunday, 1 June 2025)**

## CDI Voting Instruction Form

### How to Vote on Items of Business

Each CHESS Depository Interest (CDI) is equivalent to one-tenth of a share of Company Common Stock, so that every 10 (ten) CDI registered in your name at 17 April 2025 in Australia (or 16 April 2025 in U.S.) entitles you to one vote.

You can vote by completing, signing and returning your CDI Voting Instruction Form. This form gives your voting instructions to CHESS Depository Nominees Pty Ltd, which will vote the underlying shares on your behalf. You need to return the form no later than the time and date shown above to give CHESS Depository Nominees Pty Ltd enough time to tabulate all CHESS Depository Interest votes and to vote on the underlying shares.

### SIGNING INSTRUCTIONS FOR POSTAL FORMS

**Individual:** Where the holding is in one name, the securityholder must sign.

**Joint Holding:** Where the holding is in more than one name, all of the securityholders should sign.

**Power of Attorney:** If you have not already lodged the Power of Attorney with the registry, please attach a certified photocopy of the Power of Attorney to this form when you return it.

**Companies:** Where the company has a Sole Director who is also the Sole Company Secretary, this form must be signed by that person. If the company (pursuant to section 204A of the Corporations Act 2001) does not have a Company Secretary, a Sole Director can also sign alone. Otherwise this form must be signed by a Director jointly with either another Director or a Company Secretary. Please sign in the appropriate place to indicate the office held. Delete titles as applicable.

### Lodge your Proxy Form:

**XX**

#### Online:

Lodge your vote online at [www.investorvote.com.au](http://www.investorvote.com.au) using your secure access information or use your mobile device to scan the personalised QR code.

Your secure access information is



Control Number: 999999

SRN/HIN: 1999999999

PIN: 99999

#### By Mail:

Computershare Investor Services Pty Limited  
GPO Box 242  
Melbourne VIC 3001  
Australia

#### By Fax:

1800 783 447 within Australia or  
+61 3 9473 2555 outside Australia



**PLEASE NOTE:** For security reasons it is important that you keep your SRN/HIN confidential.

You may elect to receive meeting-related documents, or request a particular one, in electronic or physical form and may elect not to receive annual reports. To do so, contact Computershare.

Samples/000001/000001/12

For personal use only

MR SAM SAMPLE  
 FLAT 123  
 123 SAMPLE STREET  
 THE SAMPLE HILL  
 SAMPLE ESTATE  
 SAMPLEVILLE VIC 3030

**Change of address.** If incorrect, mark this box and make the correction in the space to the left. Securityholders sponsored by a broker (reference number commences with 'X') should advise your broker of any changes.



I 9999999999 I ND

## CDI Voting Instruction Form

Please mark  to indicate your directions

### Step 1 CHESSE Depository Nominees will vote as directed

XX

#### Voting Instructions to CHESSE Depository Nominees Pty Ltd

I/We being a holder of CHESSE Depository Interests of Coronado Global Resources, Inc. hereby direct CHESSE Depository Nominees Pty Ltd to vote the shares underlying my/our holding at the Annual General Meeting of Coronado Global Resources, Inc. to be held virtually on June 4, 2025, at 10:00 A.M., (AEST) (or June 3, 2025, at 8:00 P.M., U.S. Eastern Time) and at any adjournment or postponement of that meeting. By execution of this CDI Voting Form the undersigned hereby authorises CHESSE Depository Nominees Pty Ltd to appoint such proxies or their substitutes to vote in their discretion on such business as may properly come before the meeting or any adjournment or postponement thereof.

### Step 2 Items of Business

**Voting Instructions - Voting instructions will only be valid and accepted by CDN if they are signed and received no later than 10:00 A.M. Australian Eastern Standard Time on Monday, 2 June 2025 (or Sunday, 1 June 2025, at 8:00 P.M. U.S. Eastern Time). Please read the instructions overleaf before marking any boxes with an X.**

If you mark the ABSTAIN box for an Item, you are directing CDN or its appointed proxy not to vote on your behalf on a show of hands or a poll and your votes will not be counted in computing the required majority

#### Proposal 2: Election of the Director Nominees (Other than the Series A Director Nominee)

	For	Abstain
01 Garold Spindler	<input type="checkbox"/>	<input type="checkbox"/>
02 Douglas G. Thompson	<input type="checkbox"/>	<input type="checkbox"/>
03 Aimee R. Allen	<input type="checkbox"/>	<input type="checkbox"/>
04 Philip Christensen	<input type="checkbox"/>	<input type="checkbox"/>
05 Greg Pritchard	<input type="checkbox"/>	<input type="checkbox"/>
06 Jan C. Wilson	<input type="checkbox"/>	<input type="checkbox"/>

#### Proposal 3: For Against Abstain

Approval, on a non-binding advisory basis, of our named executive officers' compensation

#### Proposal 4: For Against Abstain

Ratification of the appointment of Ernst & Young as the Company's independent registered public accounting firm for the fiscal year ending December 31, 2025

The Chairman of the Annual Meeting intends to vote undirected proxies in favour of each item of business. In exceptional circumstances, the Chairman of the Annual Meeting may change his/her voting intention on any item, in which case an announcement will be made on the Australian Securities Exchange.

### SIGN Signature of Securityholder(s) *This section must be completed.*

Individual or Securityholder 1

Sole Director and Sole Company Secretary

Securityholder 2

Director

Securityholder 3

Director/Company Secretary

Contact Name

Contact Daytime Telephone

Date / /

CRN

3 0 7 1 9 0 A



Computershare +

For personal use only



**Annual Report to Stockholders  
Pursuant to Section 14a-3 of the Securities Exchange Act of 1934**

**TABLE OF CONTENTS**

<b>Annual Report on Form 10-K</b> .....	1
<b>Stock Performance Graph</b> .....	167
<b>Other Information</b> .....	168
<b>Coal Reserves and Resources</b> .....	174
<b>Executive Officers and Directors</b> .....	178

For personal use only

**UNITED STATES  
SECURITIES AND EXCHANGE COMMISSION  
Washington, D.C. 20549**

**FORM 10-K**

(Mark One)

**ANNUAL REPORT PURSUANT TO SECTION 13 OR 15(d) OF THE SECURITIES EXCHANGE ACT OF 1934**

For the fiscal year ended December 31, 2024  
OR

**TRANSITION REPORT PURSUANT TO SECTION 13 OR 15(d) OF THE SECURITIES EXCHANGE ACT OF 1934**

For the transition period from \_\_\_\_\_ to \_\_\_\_\_  
Commission File Number: 000-56044

**Coronado Global Resources Inc.**

(Exact name of registrant as specified in its charter)

**Delaware**  
(State or other jurisdiction of incorporation or organization)

**83-1780608**  
(I.R.S. Employer Identification No.)

**Level 33, Central Plaza One, 345 Queen Street  
Brisbane, Queensland, Australia,**

(Address of principal executive offices)

**4000**  
(Zip Code)

**(61) 7 3031 7777**

(Registrant's telephone number, including area code)

Securities registered pursuant to Section 12(b) of the Act:

Title of each class	Trading Symbol(s)	Name of each exchange on which registered
None	None	None

Securities registered pursuant to Section 12(g) of the Act:

Title of each class	Name of each exchange on which registered
Common stock, par value \$0.01 per share	None

Indicate by check mark if the registrant is a well-known seasoned issuer, as defined in Rule 405 of the Securities Act. Yes  No

Indicate by check mark if the registrant is not required to file reports pursuant to Section 13 or Section 15(d) of the Act. Yes  No

Indicate by check mark whether the registrant (1) has filed all reports required to be filed by Section 13 or 15(d) of the Securities Exchange Act of 1934 during the preceding 12 months (or for such shorter period that the registrant was required to file such reports), and (2) has been subject to such filing requirements for the past 90 days. Yes  No

Indicate by check mark whether the registrant has submitted electronically every Interactive Data File required to be submitted pursuant to Rule 405 of Regulation S-T (§232.405 of this chapter) during the preceding 12 months (or for such shorter period that the registrant was required to submit such files). Yes  No

Indicate by check mark whether the registrant is a large accelerated filer, an accelerated filer, a non-accelerated filer, a smaller reporting company, or an emerging growth company. See the definitions of "large accelerated filer," "accelerated filer," "smaller reporting company," and "emerging growth company" in Rule 12b-2 of the Exchange Act.

- |                         |                                     |                           |                          |
|-------------------------|-------------------------------------|---------------------------|--------------------------|
| Large accelerated filer | <input checked="" type="checkbox"/> | Accelerated filer         | <input type="checkbox"/> |
| Non-accelerated filer   | <input type="checkbox"/>            | Smaller reporting company | <input type="checkbox"/> |
|                         |                                     | Emerging growth company   | <input type="checkbox"/> |

If an emerging growth company, indicate by check mark if the registrant has elected not to use the extended transition period for complying with any new or revised financial accounting standards provided pursuant to Section 13(a) of the Exchange Act.

Indicate by check mark whether the registrant has filed a report on and attestation to its management's assessment of the effectiveness of its internal control over financial reporting under Section 404(b) of the Sarbanes-Oxley Act (15 U.S.C. 7262(b)) by the registered public accounting firm that prepared or issued its audit report.

If securities are registered pursuant to Section 12(b) of the Act, indicate by check mark whether the financial statements of the registrant included in the filing reflect the correction of an error to previously issued financial statements.

Indicate by check mark whether any of those error corrections are restatements that required a recovery analysis of incentive-based compensation received by any of the registrant's executive officers during the relevant recovery period pursuant to §240.10D-1(b).

Indicate by check mark whether the registrant is a shell company (as defined in Rule 12b-2 of the Exchange Act). Yes  No

For personal use only

The registrant's common stock is publicly traded on the Australian Securities Exchange in the form of CHESS Depository Interests, or CDIs, convertible at the option of the holders into shares of the registrant's common stock on a 10-for-1 basis. The aggregate market value of the registrant's common stock, par value \$0.01 per share, in the form of CDIs, held by non-affiliates of the registrant (without admitting that any person whose shares are not included in such calculation is an affiliate), computed by reference to the price at which the CDIs were last sold on June 28, 2024, the last business day of the registrant's most recently completed second fiscal quarter, as reported on the Australian Securities Exchange, was \$651,547,217.

The total number of shares of the registrant's common stock, par value \$0.01 per share, outstanding on December 31, 2024, including shares of common stock underlying the issued and outstanding CDIs, was 167,645,373.

---

---

#### DOCUMENTS INCORPORATED BY REFERENCE

Portions of the registrant's proxy statement to be filed with the Securities and Exchange Commission in connection with the registrant's 2025 annual general meeting of stockholders are incorporated by reference into Part III of this Annual Report on Form 10-K. Documents incorporated by reference in this report are listed in the Exhibit Index of this Annual Report on Form 10-K.

For personal use only



# Steel starts here.

Annual Report on Form 10-K for the year ended December 31, 2024.



For personal use only

## TABLE OF CONTENTS

	<u>Page Number</u>
<b>PART I</b>	
<u>Item 1.</u>	<u>Business</u>
	8
<u>Item 1A.</u>	<u>Risk Factors</u>
	38
<u>Item 1B.</u>	<u>Unresolved Staff Comments</u>
	66
<u>Item 1C.</u>	<u>Cybersecurity</u>
	66
<u>Item 2.</u>	<u>Properties</u>
	68
<u>Item 3.</u>	<u>Legal Proceedings</u>
	90
<u>Item 4.</u>	<u>Mine Safety Disclosures</u>
	91
<b>PART II</b>	
<u>Item 5.</u>	<u>Market for Registrant's Common Equity, Related Stockholder Matters and Issuer Purchases of Equity Securities</u>
	92
<u>Item 6.</u>	<u>[Reserved]</u>
	93
<u>Item 7.</u>	<u>Management's Discussion and Analysis of Financial Condition and Results of Operations</u>
	94
<u>Item 7A.</u>	<u>Quantitative and Qualitative Disclosures About Market Risk</u>
	112
<u>Item 8.</u>	<u>Financial Statements and Supplementary Data</u>
	115
<u>Item 9.</u>	<u>Changes in and Disagreements with Accountants on Accounting and Financial Disclosure</u>
	156
<u>Item 9A.</u>	<u>Controls and Procedures</u>
	157
<u>Item 9B.</u>	<u>Other Information</u>
	159
<u>Item 9C.</u>	<u>Disclosure Regarding Foreign Jurisdictions that Prevent Inspections</u>
	159
<b>PART III</b>	
<u>Item 10.</u>	<u>Directors, Executive Officers and Corporate Governance</u>
	160
<u>Item 11.</u>	<u>Executive Compensation</u>
	160
<u>Item 12.</u>	<u>Security Ownership of Certain Beneficial Owners and Management and Related Stockholder Matters</u>
	160
<u>Item 13.</u>	<u>Certain Relationships and Related Transactions, and Director Independence</u>
	160
<u>Item 14.</u>	<u>Principal Accountant Fees and Services</u>
	160
<b>PART IV</b>	
<u>Item 15.</u>	<u>Exhibits, Financial Statement Schedules</u>
	161
<u>Item 16.</u>	<u>Form 10-K Summary</u>
	165
<b><u>SIGNATURES</u></b>	166

For personal use only

## EXPLANATORY NOTE

Unless otherwise noted, references in this Annual Report on Form 10-K to “we,” “us,” “our,” “Company,” or “Coronado” refer to Coronado Global Resources Inc. and its consolidated subsidiaries and associates, unless the context indicates otherwise.

All production and sales volumes contained in this Annual Report on Form 10-K are expressed in metric tons, or Mt, millions of metric tons, or MMt, or millions of metric tons per annum, or MMtpa, except where otherwise stated. One Mt (1,000 kilograms) is equal to 2,204.62 pounds and is equivalent to 1.10231 short tons. A net ton is equivalent to a short ton, or 2,000 pounds. In addition, all dollar amounts contained herein are expressed in United States dollars, or US\$, except where otherwise stated. References to “A\$” are references to Australian dollars, the lawful currency of the Commonwealth of Australia, or the Commonwealth. Some numerical figures included in this Annual Report on Form 10-K have been subject to rounding adjustments. Accordingly, numerical figures shown as totals in certain tables may not equal the sum of the figures that precede them.

## CAUTIONARY NOTICE REGARDING FORWARD-LOOKING STATEMENTS

This Annual Report on Form 10-K contains “forward-looking statements” within the meaning of Section 27A of the Securities Act of 1933, as amended, or the Securities Act, and Section 21E of the Securities Exchange Act of 1934, as amended, or the Exchange Act, concerning our business, operations, financial performance and condition, the coal, steel and other industries, as well as our plans, objectives and expectations for our business, operations, financial performance and condition. Forward-looking statements may be identified by words such as “may,” “could,” “believes,” “estimates,” “expects,” “intends,” “plans,” “anticipate,” “forecast,” “outlook,” “target,” “likely,” “considers” and other similar words.

Any forward-looking statements involve known and unknown risks, uncertainties, assumptions and other important factors that could cause actual results, performance, events or outcomes to differ materially from the results, performance, events or outcomes expressed or anticipated in these statements, many of which are beyond our control. Such forward-looking statements are based on an assessment of present economic and operating conditions on a number of best estimate assumptions regarding future events and actions. These factors are difficult to accurately predict and may be beyond our control. Factors that could affect our results, our announced plans or an investment in our securities include, but are not limited to:

- the prices we receive for our coal;
- uncertainty in global economic conditions, including the extent, duration and impact of ongoing civil unrest and wars, as well as risks related to government actions with respect to trade agreements, treaties or policies;
- risks unique to international mining and trading operations, including tariffs and other barriers to trade;
- a decrease in the availability or increase in costs of labor, key supplies, capital equipment or commodities, such as diesel fuel, steel, explosives and tires, as the result of inflationary pressures or otherwise;
- the extensive forms of taxation that our mining operations are subject to, and future tax regulations and developments;
- concerns about the environmental impacts of coal combustion and greenhouse gas, or GHG emissions, relating to mining activities, including possible impacts on global climate issues, which could result in increased regulation of coal combustion and requirements to reduce GHG emissions in many jurisdictions, including federal and state government initiatives to control GHG emissions could increase costs associated with coal production and consumption, such as costs for additional controls to reduce carbon dioxide emissions or costs to purchase emissions reduction credits to comply with future emissions trading programs, which could significantly impact our financial condition and results of operations, affect demand for our products or our securities and reduced access to capital and insurance;
- severe financial hardship, bankruptcy, temporary or permanent shut downs or operational challenges of one or more of our major customers, including customers in the steel industry, key suppliers/contractors, which among other adverse effects, could lead to reduced demand for our coal, increased difficulty collecting receivables and customers and/or suppliers asserting force majeure or other reasons for not performing their contractual obligations to us;

Table of Contents

- our ability to generate sufficient cash to service our indebtedness and other obligations;
- our indebtedness and ability to comply with the covenants and other undertakings under the agreements governing such indebtedness;
- our ability to collect payments from our customers depending on their creditworthiness, contractual performance or otherwise;
- the demand for steel products, which impacts the demand for our metallurgical, or Met, coals;
- risks inherent to mining operations could impact the amount of coal produced, cause delay or suspend coal deliveries, or increase the cost of operating our business;
- the loss of, or significant reduction in, purchases by our largest customers;
- unfavorable economic and financial market conditions;
- our ability to continue acquiring and developing coal reserves that are economically recoverable;
- uncertainties in estimating our economically recoverable coal reserves;
- transportation for our coal becoming unavailable or uneconomic for our customers;
- the risk that we may be required to pay for unused capacity pursuant to the terms of our take-or-pay arrangements with rail and port operators;
- our ability to retain key personnel and attract qualified personnel;
- any failure to maintain satisfactory labor relations;
- our ability to obtain, renew or maintain permits and consents necessary for our operations;
- potential costs or liability under applicable environmental laws and regulations, including with respect to any exposure to hazardous substances caused by our operations, as well as any environmental contamination our properties may have or our operations may cause;
- extensive regulation of our mining operations and future regulations and developments;
- our ability to provide appropriate financial assurances for our obligations under applicable laws and regulations;
- assumptions underlying our asset retirement obligations for reclamation and mine closures;
- any cyber-attacks or other security breaches that disrupt our operations or result in the dissemination of proprietary or confidential information about us, our customers or other third parties;
- the risk that we may not recover our investments in our mining, exploration and other assets, which may require us to recognize impairment charges related to those assets;
- risks related to divestitures and acquisitions;
- the risk that diversity in interpretation and application of accounting principles in the mining industry may impact our reported financial results; and
- other risks and uncertainties described in Item 1A. "Risk Factors."

We make many of our forward-looking statements based on our operating budgets and forecasts, which are based upon detailed assumptions. While we believe that our assumptions are reasonable, we caution that it is very difficult to predict the impact of known factors, and it is impossible for us to anticipate all factors that could affect our actual results.

See Item 1A. "Risk Factors" and elsewhere in this Annual Report on Form 10-K for a more complete discussion of the risks and uncertainties mentioned above and for discussion of other risks and uncertainties we face that could cause actual results to differ materially from those expressed or implied by these forward-looking statements.

[Table of Contents](#)

All forward-looking statements attributable to us are expressly qualified in their entirety by these cautionary statements, as well as others made in this Annual Report on Form 10-K and hereafter in our other filings with the Securities and Exchange Commission, or SEC, and public communications. You should evaluate all forward-looking statements made by us in the context of these risks and uncertainties.

We caution you that the risks and uncertainties identified by us may not be all of the factors that are important to you. The forward-looking statements included in this Annual Report on Form 10-K are made only as of the date hereof. We undertake no obligation to publicly update or revise any forward-looking statement as a result of new information, future events, or otherwise, except as required by applicable law.

Forward-looking and other statements in this Annual Report on Form 10-K regarding our GHG reduction plans and goals are not an indication that these statements are necessarily material to investors or required to be disclosed in our filings with the SEC. In addition, historical, current and forward-looking GHG-related statements may be based on standards for measuring progress that are still developing, internal controls and processes that continue to evolve and assumptions that are subject to change in the future.

For personal use only

## [Table of Contents](#)

### PART I

#### ITEM 1. BUSINESS.

##### Overview

We are a leading producer, global marketer and exporter of high-quality Met coals, with a diversified portfolio of three high-quality, long-life Met coal assets located in Australia and the United States, or U.S. Our coals are an essential ingredient in the production of steel using blast furnaces, or BF, used in the manufacture of everyday steel-based products. This steel supplies large segments of the global economy, such as the automotive, construction, and infrastructure sectors.

Our mining operations and development projects are located in Queensland in Australia, and in Virginia, West Virginia and Pennsylvania in the U.S. Our operations in the U.S., or U.S. Operations, and our operations in Australia, or Australian Operations, are strategically located for access to transportation infrastructure, enabling us to serve a diversified customer base spanning five continents.

Our Australian Operations consist of a 100%-owned Curragh producing mining property located in the Bowen Basin of Queensland, Australia. The Curragh complex is comprised of two open cut mines, Curragh North Mine and Curragh South Mine and one underground mine, Mammoth Underground. With approximately 22 years of reserve life, the Curragh complex is a key supplier to steelmakers in Asia, Europe and South America, contributing 9.7 MMt of saleable production for the year ended December 31, 2024.

Our U.S. Operations consist of two producing mining properties (Buchanan and Logan) and two development mining properties (Mon Valley, and Russell County), primarily located in the Central Appalachian region of the U.S., or CAPP, all of which are 100%-owned. Buchanan and Logan, with approximately 24 and 30 years of reserve life, respectively, contributed a total of 5.7 MMt of saleable production for the year ended December 31, 2024. On January 14, 2025, the Company successfully completed the sale of its idled Greenbrier property which formed part of the U.S. Operations.

In addition to Met coal, our Australian Operations sell thermal coal, under a long-term legacy contract assumed in the acquisition of Curragh, to Stanwell Corporation Limited, or Stanwell, a Queensland government-owned entity and the operator of the Stanwell Power Station located near Rockhampton, Queensland, and some thermal coal in the export market. Our U.S. Operations also produce and sell some thermal coal that is extracted in the process of mining Met coal.

**Location of Australian Operations**



**Location of U.S. Operations**



We have a geographically diverse customer base across a range of global markets. Major consumers of our seaborne Met coal in 2024 were located in high-growth Asian markets, Brazil and Europe.

##### History and Australian Public Offering

We were founded in 2011 by our then Chief Executive Officer and current Executive Chair, Mr. Garold Spindler, our then President and Chief Operating Officer, Mr. James Campbell and a private equity fund affiliated with The Energy & Minerals Group, or EMG, with the intention of evaluating, acquiring and developing Met coal mining properties.

## Table of Contents

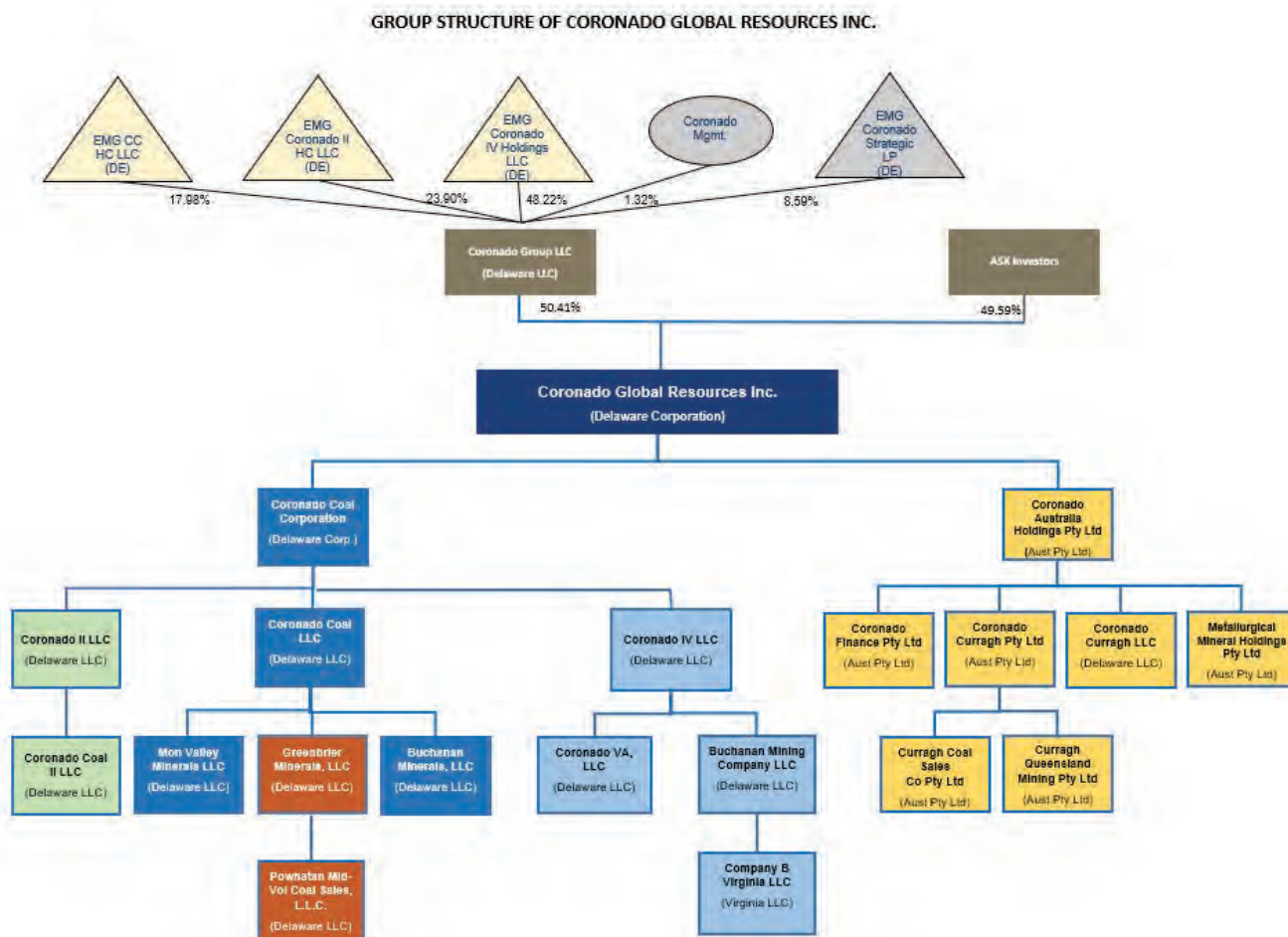
Prior to our initial public offering, Coronado Global Resources Inc., was a wholly-owned subsidiary of Coronado Group LLC. On October 23, 2018, we completed an initial public offering on the Australian Securities Exchange, or ASX, which we refer to as the Australian IPO.

Coronado Group LLC is currently owned by funds managed by EMG, which we refer to, collectively, as the EMG Group, and certain members of our management.

As of December 31, 2024, the EMG Group and management beneficially owned 50.4% of the issued and outstanding shares of our common stock through their ownership of Coronado Group LLC. The remaining 49.6% was owned by public investors in the form of CDIs traded on the ASX.

## Organizational Structure

The following chart shows our current organizational structure:



\* Coronado Global Resources Inc. holds 100% ownership interest in its subsidiaries, unless otherwise stated.

## Segments

In accordance with Accounting Standards Codification, or ASC, Topic 280, *Segment Reporting*, we have adopted the following reporting segments:

- Australia; and
- U.S.

In addition, while “Other and Corporate” is not determined to be a reporting segment it is disclosed for the purposes of reconciliation to our Consolidated Financial Statements.

These segments are grouped based on geography and reflect how we currently monitor and report the results of the business to the Chief Executive Officer, who is our chief operating decision maker, or CODM. Factors affecting and differentiating the financial performance of each of these two reportable segments generally include

## [Table of Contents](#)

coal quality, geology, coal marketing opportunities, mining and transportation methods and regulatory issues. We believe this method of segment reporting reflects the way our business segments are currently managed, resources are allocated and the way the performance of each segment is evaluated. The two segments consist of similar operating activities as each segment produces similar products.

### Industry Overview

#### **Types and properties of Met Coal**

Met coal is primarily used in the manufacture of coke, which is used in the steel-making process, as well as direct injection into a BF as a replacement for coke. Met coals are differentiated by variations in the physical and chemical properties that govern applicable use, and while all Met coals are used primarily in steelmaking, not all Met coals have equal ability to be carbonized into coke. Coke carbonization is a process of heating to high temperatures in the absence of oxygen, certain coals (i.e. Met coals with caking properties) soften and form a plastic mass that swells and re-solidifies into a hard but porous solid, or coke. Coke is used primarily as a fuel and a reducing agent in a BF during the reduction of iron ore into iron, before it is converted into steel.

Met coal types include hard coking coal, or HCC, semi-hard coking coal, or SHCC, semi-soft coking coal, or SSCC, and pulverized coal injection, or PCI. All of these types of Met coal are used in steel production processes and are typically sub-categorized by their volatile content as low volatile content, or Low-Vol, mid volatile content or high volatile content, or High-Vol.

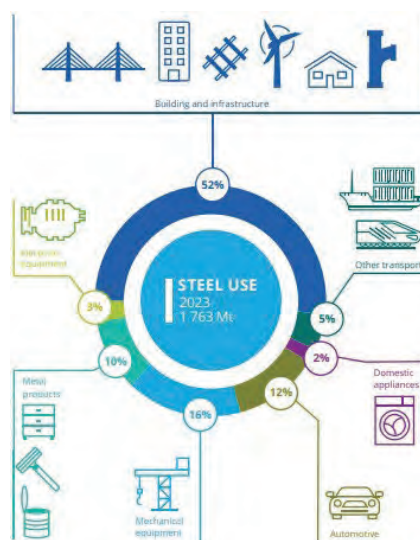
#### **Importance of Met Coal in the Global Economy**

Met coal is traded globally. Global seaborne markets are sub-divided into the Atlantic and Pacific basins, referencing the primary location of coal production and location of the end customer. Major consumers of seaborne Met coal include China, India, Japan and Europe.

Met coal is used primarily in the manufacturing process for steel. Steel is used in a variety of applications in everyday life from building and infrastructure construction to wind turbine blades to cars. As steel has been an essential part of the expanding global economy, demand for Met coal has historically been closely tied to steel production in the world's growing economies, including China and India.

#### **Description of the Steelmaking Process**

Met coal is a key ingredient in the production of steel using BFs, and approximately 0.78 ton of Met coal is required to produce one ton of steel. An alternative steelmaking process utilizing electric arc furnaces does not use coal as a manufacturing input and accounted for 28.6% of steel production in 2023. Steel markets are distributed as follows:



Source: World Steel Association — World Steel in Figures, 2024.

Steel that is recyclable can be re-used infinitely. According to the World Steel Association, new steel products, on average, contain 30% recycled steel. The steel industry uses its resources efficiently and produces very little waste.

## Table of Contents

The table below shows steel recovery by sector. Ninety percent of steel in each of the Machinery and Automotive sectors is recovered.

By sector, global steel recovery rates for the following areas are estimated to be at least:	
85%	Construction
90%	Automotive
90%	Machinery
50%	Electrical and domestic appliances

Source: World Steel Association —Steel Facts.

### **Global Coal Markets**

Markets for Met and thermal coal operate relatively independently of each other. However, a degree of substitution can occur between specific thermal coals and lower ranked Met coals, as lower ranked Met coal is less suitable for creating coke but still contains thermal heating properties. When the supply of higher quality Met coals is constrained, or prices are extremely high, these ‘crossover’ coals can be sold for higher value in Met coal markets but may retreat to thermal coal markets in times of ample Met coal supply.

In most countries in which Met and thermal coals are produced, domestic markets have emerged to take advantage of proximate sources of fuel for power generation or feedstock for coke making and industrial use. Similarly, transportation linkages have been developed to access export markets, either land borne across country borders (such as between the U.S. and Canada) or seaborne. While substantially larger volumes of coal produced on an annual basis are consumed in the country of origin, export markets — and particularly seaborne markets — tend to exhibit greater price and volume transparency than domestic markets. As a result, seaborne market prices are the most common reference point in the international Met coal market.

Typically, global seaborne markets are sub-divided into the Atlantic and Pacific basins, referencing the primary location of coal production and location of the end-customer.

Major consumers of seaborne Met coal included Japan, China, India and Europe. Met coal, and in particular HCC, is a relatively scarce product, as large-scale mineable deposits are limited to specific geographic regions located in the eastern U.S., western Canada, eastern Australia, Russia, China, Mozambique and Mongolia.

### **Market Demand and Trends**

#### *Met Coal*

Most of the Met coal that we produce is sold, directly or indirectly, to steel producers. The steel industry’s demand for Met coal is affected by several factors, including the cyclical nature of that industry’s business, geopolitical stability, general economic conditions affecting demand for steel, tariffs on coal, steel and steel products, technological developments in the steelmaking process and the availability and cost of substitutes for steel, such as aluminum, composites and plastics. Seaborne Met coal import demand, which is most of our business, can be significantly impacted by the availability of indigenous coal production, particularly in the leading Met coal import countries of China and India, among others; and the competitiveness of seaborne Met coal supply, including from the leading Met coal exporting countries of Australia, the U.S., Russia, Canada and Mongolia, among others.

#### *Thermal Coal*

The thermal coal we produce is predominantly a byproduct of mining Met coal. The thermal coal we produce is sold, directly or indirectly, to power stations, predominantly Stanwell, as an energy source in the generation of electricity. Demand for our thermal coal is impacted by economic conditions, environmental regulations, demand for electricity, including the impact of energy efficient products, and the cost of electricity generation from alternative fuels. Our thermal coal primarily competes with producers of other forms of electric generation, including natural gas, oil, nuclear, hydro, wind, solar and biomass, that provide an alternative to coal use.

## [Table of Contents](#)

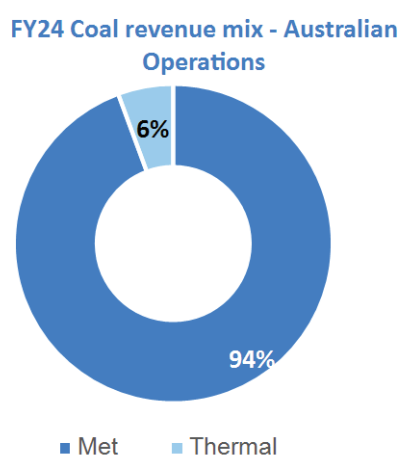
### Overview of Operations

#### **Australian Operations—Curragh**

Curragh is located in Queensland’s Bowen Basin, one of the world’s premier Met coal regions. Curragh has been operating since 1983, and produces a variety of high-quality, low-ash Met coal products. We believe our HCC product is recognized by steelmakers for its low-ash content, consistency of quality and favorable coking attributes. We believe that our semi-coking coals, or SCC, products are similarly valued, in particular for their low wall pressure, which makes them suitable for stamp charging coke ovens, and our PCI coal at Curragh is recognized by steelmakers for its low phosphorus and sulfur content. These Met coal products are exported globally to a diverse customer base located primarily in Asia. Curragh also produces thermal coal, which is primarily sold domestically under a long-term contract with Stanwell, with a limited amount of such thermal coal being exported.

Revenues from our Australian Operations represented 63.6% of our total revenue for the year ended December 31, 2024. See Item 2. “Properties” for more information regarding Curragh.

Coal revenues split by Met and thermal for our Australian Operations are as follows:



For the year ended December 31, 2024, 70.9% of the total volume of coal sold by our Australian Operations was Met coal and 29.1% of the total volume of coal sold by our Australian Operations was thermal coal, the majority of which was sold to Stanwell. For the year ended December 31, 2024, Curragh sold 7.2 MMT of Met coal into the seaborne coal markets. The majority of customers purchase multiple grades of products and have purchased Curragh coal continuously through all stages of the coal/commodity pricing cycle. Curragh’s Met coal is typically sold on annual contracts negotiated by our global marketing team, with pricing agreed to bilaterally or with reference to benchmark indices or spot indices. Our Australian Operations have maintained a high level of contract coverage against planned production. In 2024, substantially all of Curragh’s Met coal export sales were made under term contracts.

#### **U.S. Operations—Buchanan and Logan**

Our producing mining properties in the U.S. are located in the CAPP region, specifically in Virginia and West Virginia, which is a highly-developed and active coal-producing region. Met coal produced by our U.S. Operations is consumed regionally by North American steel producers or exported by seaborne transportation to steel producers (primarily in Asia, Europe and South America). The U.S. Operations also produce small quantities of thermal coal that is extracted in the process of mining Met coal, which is sold to global export markets. We believe that many steelmakers regard Met coal from the CAPP region (where our U.S. Operations are located) to be of the highest quality in the world owing to its generally low-ash and sulfur content. Our U.S. Operations offer a range of Met coal products, with significant production of HCC, comprising coal with High-Vol, (including High-Vol A, or HVA, High-Vol B, or HVB, and High-Vol A-B, or HVA-B) and coal with Low-Vol.

Sales from our U.S. Operations to export markets are typically priced with reference to a coal benchmark index. In circumstances where we sell our seaborne coal through intermediaries Free on Rail (Incoterms 2010), or FOR, our realized price on FOR sales does not include transportation to the seaborne port or costs to transload into a

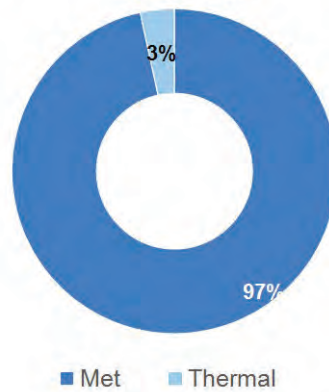
## [Table of Contents](#)

vessel. Consistent with seaborne sales, sales to North American customers are generally sold on a FOR basis where the customer arranges for and incurs the cost of transportation to their facility.

A portion of our sales is sold to North American steel and coke producers on annual contracts at fixed prices that do not fluctuate with the benchmark index. The fixed-price nature of these annual contracts provides us with visibility on our future revenues, as compared to spot sales or sales priced with reference to a coal benchmark index. For 2025, we have entered into annual fixed price contracts to sell approximately 2.3 MMt of Met coal to North American steel and coke producers. During periods of stable and rising prices, we strive to take advantage of the spot market. Spot export contracts are negotiated throughout the year.

Revenues from our U.S. Operations, in the aggregate, represented 36.4% of our total revenue for the year ended December 31, 2024. Coal revenues split by Met and thermal for our U.S. Operations are as follows:

**FY24 Coal revenue mix - U.S. Operations**



For the year ended December 31, 2024, 94.6% of the total volume of coal sold by our U.S. Operations was Met coal and 5.4% was thermal coal. We sold 64.2% of total Met coal from our U.S. Operations into the seaborne Met coal markets for the year ended December 31, 2024.

See Item 2. "Properties" for more information regarding Buchanan, Logan and the other mining properties that comprise our U.S. Operations.

### **Competitive Strengths**

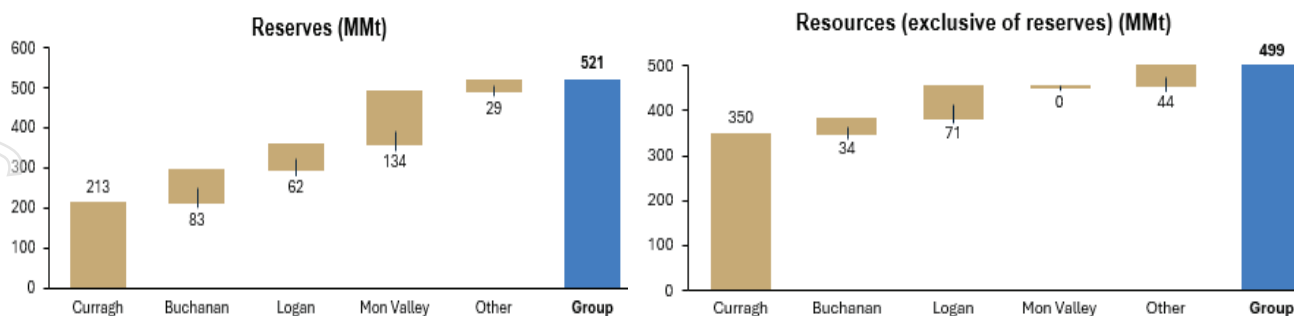
#### ***Large scale and long-life operating assets with substantial resource base***

We own and operate a portfolio of long-life assets across Australia and the U.S., with an average implied mine life for our producing mines of approximately 23 years based on December 31, 2024, marketable reserves and 2024 total saleable production.

Importantly, we have 100% ownership over all of our operating mines, allowing us full control over all operating decisions. This control adds value throughout the cycle and allows us to react swiftly and decisively to changes in global market demands.

## Table of Contents

We had reserves of 521 MMt and a substantial resource base of 499 MMt (exclusive of reserves) as of December 31, 2024.<sup>(1)</sup>



<sup>(1)</sup> Charts reflect reserves and resources as at December 31, 2024 in MMt. Rounding has been applied. Coal resources are exclusive of coal reserves. Australian resources are reported on a 5.3% in-situ moisture basis. U.S. Operations resources are reported on a dry basis. Reserve life is calculated as marketable reserves divided by 2024 total saleable production for Coronado's operating assets for the year ended December 31, 2024. Refer to Item 2. "Properties."

### **Diversified by geography, producing mines, product and customer base**

We benefit from a geographically diverse asset base in Australia and the U.S., with access to multiple transportation infrastructure options, including key rail and port infrastructure necessary for both the seaborne export and domestic markets. We have access to the key major markets in both the Atlantic and Pacific basins, and our wide footprint provides flexibility to respond quickly to changes in global market demands.

Our Met coal production is diversified across high-quality products. Our Australian Operations produce HCC, SCC, and PCI coal.

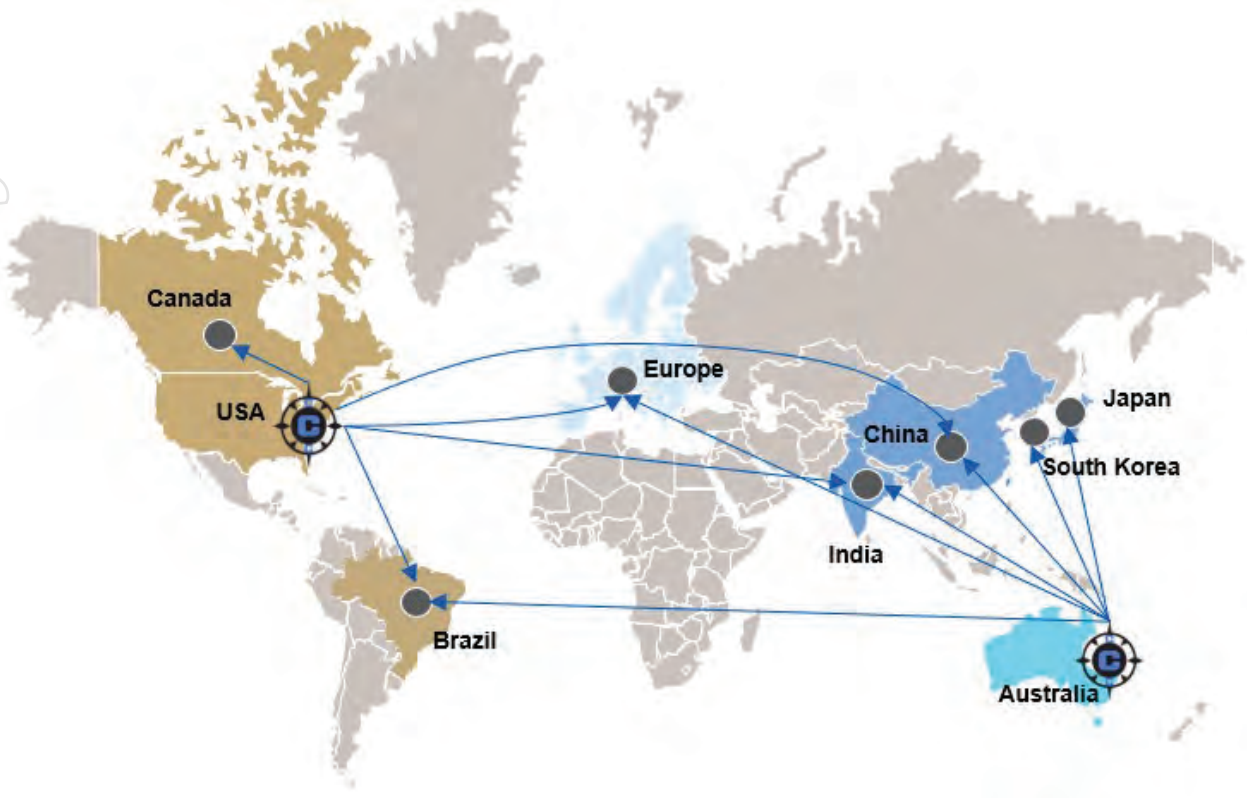
We have a dedicated global marketing team that generates direct sales for our coal. We sell most of our coal to end users, either directly or through intermediaries, such as brokers.

Our customer base spans across a full spectrum of key global markets. We sell directly to a number of large, high-quality and well-known companies in the steel industry. Many of our core customers have been longstanding customers and source our products as essential base feed, which translates into a long history of contract renewal for such customers. We are a key supplier to tier one steel mills in Japan, South Korea, Taiwan, India, Europe, Brazil, North America and China. The majority of our sales are made under contracts with terms of typically one year or on a spot basis.

Given the quality of our diverse customer base, we believe the demand for our products is fundamentally insulated across all stages of the commodity cycle. This flexibility provides us the ability to take advantage of favorable market pricing as and where it arises.

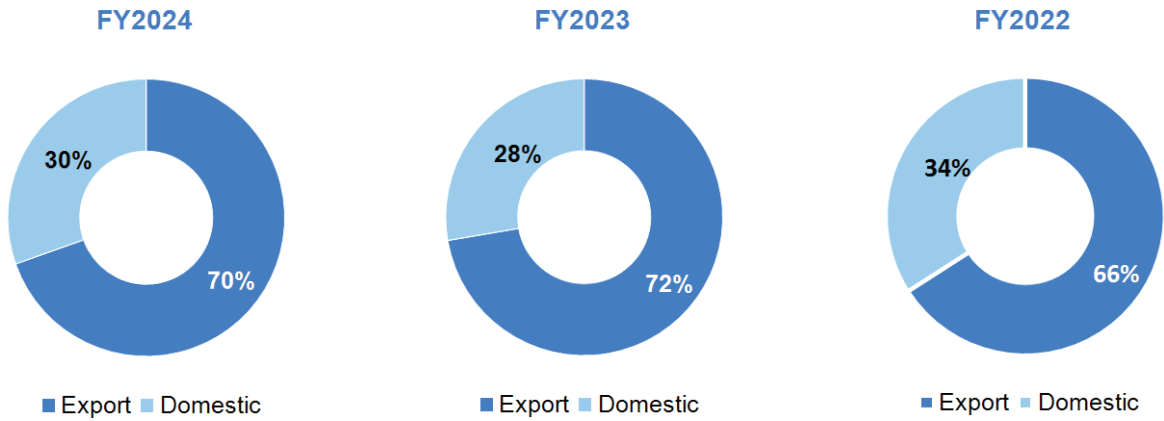
We believe our geographic diversity provides a competitive advantage by allowing us to sell multiple products to our customers in multiple countries. This allows the sales team to leverage its relationships to provide value added solutions, including blends with third parties.

2024 Coronado's key coal trade flows



The below charts show our export and domestic sales split by volume as of December 31, 2024, 2023 and 2022:

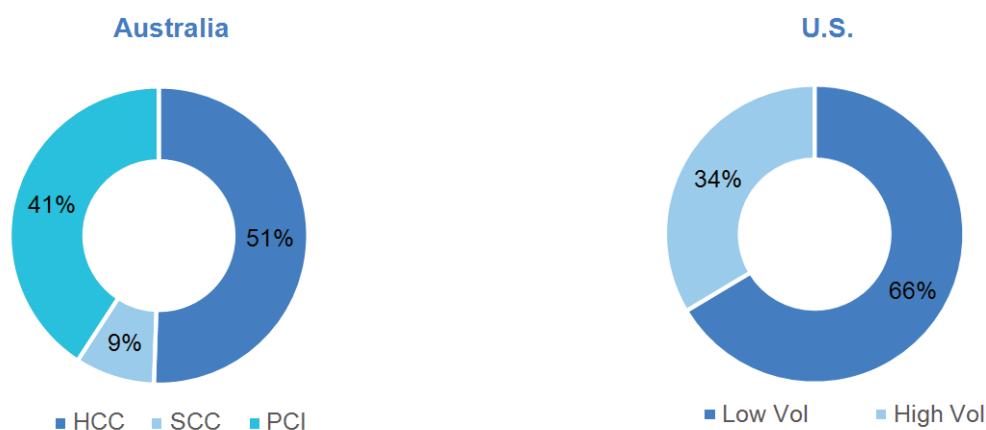
Sales volume by export and domestic coal sales



For personal use only

## Table of Contents

The below charts show Met product ranges by volume sold for our Australian Operations and our U.S. Operations for the year ended December 31, 2024.



Sales of Met coal represented 95.2% of our total coal revenues for the year ended December 31, 2024. Most of the Met coal that we produce is sold, directly or indirectly, to steel producers.

Sales of thermal coal represented 4.8% of our total coal revenues for the year ended December 31, 2024.

### ***Expiration of Stanwell contract from early 2027 is expected to increase cash flow generation***

Coronado Curragh Pty Ltd, or CCPL, a subsidiary of Coronado, is party to the Amended Coal Supply Agreement, or ACSA with Stanwell, which was entered into in consideration for mining rights at Curragh North that we inherited upon our acquisition of the complex in 2018. Under the ACSA, CCPL is required to deliver approximately 3 MMtpa, of thermal coal to Stanwell at an agreed price and quantity. The agreed price is meaningfully lower than the price that could be achieved for the same coal if it would be sold on the seaborne market. Furthermore, Stanwell receives a tonnage rebate, consisting of 25% of export revenues above an agreed floor price on the first 7 MMtpa we export, and 10% of the revenues above a separate floor price for exports above 7 MMtpa. The total Stanwell rebate for the year ended December 31, 2024, was \$116.9 million.

Under the ACSA, Stanwell may vary the quantity of thermal coal purchased each year, so the total quantity to be delivered to Stanwell each year cannot be precisely predicted. Based on the contractually agreed amounts in the ACSA and pattern of prior deliveries, management estimates that 3 MMtpa is the approximate delivery obligation. The ACSA is expected to expire in early 2027; and upon expiration of the ACSA, the New Coal Supply Agreement, or NSCA, will govern the supply of thermal coal to Stanwell reducing the delivery requirement from approximately 3 MMtpa to approximately 2 MMtpa, which we expect will allow additional volumes to be processed and sold in the export market.

In addition, the NSCA does not include any obligations to pay Stanwell a tonnage rebate on volumes sold into the export market. For more details, refer to "Information Regarding Major Customers" below.

### ***Optimization of our existing assets and continued investment in accretive organic growth projects are our key strategic focus areas***

We continue to invest in our organic growth projects at both Buchanan and Curragh. In December 2024, we commenced operations at the Mammoth Underground Mine. The project involves a bord and pillar mining approach that leverages Curragh's existing infrastructure, resulting in relatively limited capital expenditures. Once fully operational, the project is designed to deliver up to 2.0 MMtpa of additional saleable production. The Mammoth Underground Mine is targeting coal volumes that can be accessed at a relatively low cost, which is expected to deliver cost reductions for the entire Curragh operation on a per Mt basis.

We continue to invest in a capital project at the Buchanan mine to de-bottleneck operations and improve productivity. This includes construction of a new surface raw coal storage area to increase the mine's storage capacity. The project is designed to alleviate bottlenecks and allow the mine to operate at a higher production capacity. In 2024, excavation and construction works continued with the completion of access roads and bridge extensions, in addition to a stockpile area coal reclaim tunnel, electrical works and installations. Buchanan also progressed the construction of a second set of skips, which are intended to increase the mine's hoisting capacity to the surface and allow the mine to operate at a higher capacity and are set for commissioning in the first half of 2025.

## Table of Contents

### Competition

We operate in a competitive environment. We compete with domestic and international coal producers, traders and brokers. We compete based on coal quality and characteristics, price, customer service and support and reliability of supply. Demand for Met coal and the prices that we will be able to obtain for our Met coal are highly competitive and are determined predominantly by world markets, which are affected by numerous factors beyond our control, including but not limited to:

- general global, regional and local economic activity;
- changes in demand for steel and energy;
- tariffs imposed by countries, including the U.S. and Australia, on the import of certain steel products and any retaliatory tariffs by other countries;
- industrial production levels;
- short-term constraints, including adverse weather conditions;
- changes in the supply of seaborne coal;
- technological changes;
- changes in international freight or other transportation infrastructure rates and costs;
- the costs of other commodities and substitutes for coal;
- market changes in coal quality requirements;
- government regulations which restrict, or increase the cost of, using coal; and
- tax impositions on the resources industry, all of which are outside of our control;

In addition, coal prices are highly dependent on the outlook for coal consumption in large Asian economies, such as China, Japan, South Korea and India, as well as any changes in government policy regarding coal or energy in those countries.

In developing our business plan and operating budget, we make certain assumptions regarding future Met coal prices, coal demand and coal supply. The prices we receive for our Met coal depend on numerous market factors beyond our control. Accordingly, some underlying coal price assumptions relied on by us may materially change and actual coal prices and demand may differ materially from those expected. Our business, operating and financial performance, including cash flows and asset values, may be materially and adversely affected by short-term or long-term volatility in the prevailing prices of our products.

Competition in the coal industry is based on many factors, including, among others, world supply price, production capacity, coal quality and characteristics, transportation capability and costs, blending capability, brand name and diversified operations. We are subject to competition from producers in Australia, the U.S., Canada, Russia, Mongolia and other coal producing countries. See Item 1A. "Risk Factors—We face increasing competition, which could adversely affect profitability."

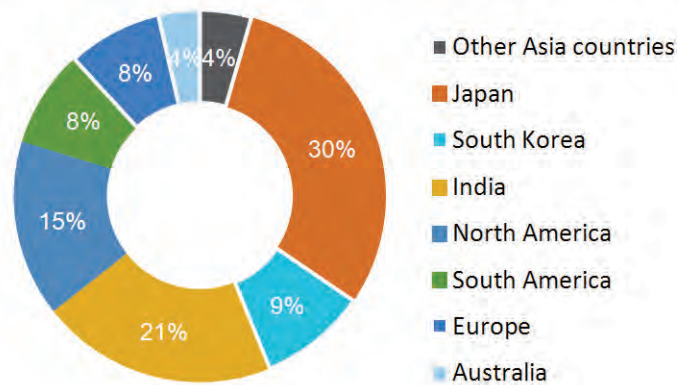
### Information Regarding Major Customers

We are well-positioned in the key high-growth Asian markets (Japan, South Korea and India) as sales to direct end users in the region represented 58.5% of our total revenue, including Tata Steel Limited and TS Global Procurement Company Pte Ltd, collectively Tata Steel, which accounted for 20.1% of total revenue, in 2024.

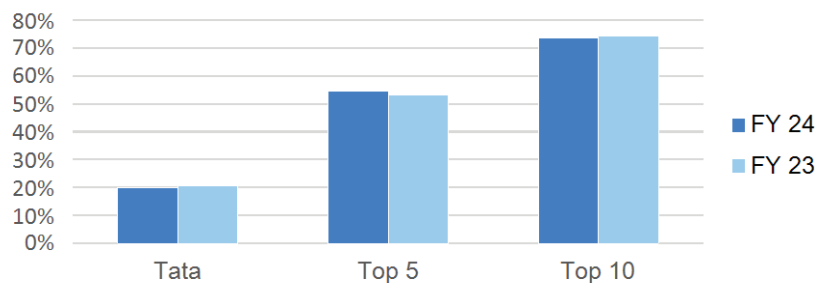
[Table of Contents](#)

The charts below show our direct sales by geographic region in 2024 and our sales by customers 2023 and 2024.

**Customer - FY2024 direct sales by coal revenue**



**Top Customers by coal revenues**



#### *Tata Steel*

Our U.S. Operations and Australian Operations are parties to Long Term Coal Sale and Purchase Agreements, or Long Term Agreements, with Tata Steel with contract terms ending March 31, 2025. We have commenced negotiations with Tata Steel to extend our long-term relationship after the expiration of the current Long Term Agreements, and we expect to continue our long-term relationship with Tata Steel through potential new Long Term Agreements, with terms ending March 31, 2028.

Under the potential new Long Term Agreements, we intend to provide for the sale of a minimum aggregate total of 2.5 MMt of coal per contract year across the Group, consisting of certain specific quantities of HCC and PCI Coal. The coal is intended to be sold Free on Board (Incoterms 2020), or FOB, priced with reference to benchmark indices and the agreements contain industry standard terms and conditions with respect to delivery, transportation, inspection, assignment, taxes and performance failure.

#### *Stanwell*

We are party to contractual arrangements with Stanwell, including the previously mentioned ACSA—see Item 1. “Business - Our Competitive Strengths, and the New Coal Supply Deed, or the Supply Deed”.

Under the ACSA, we deliver thermal coal from Curragh to Stanwell at an agreed price and quantity. Stanwell may vary the quantity of thermal coal purchased each year so the total quantity to be delivered to Stanwell each year cannot be precisely forecast. The coal that we supply to Stanwell constitutes the majority of the thermal coal production from Curragh. Our cost of supplying coal to Stanwell has been greater than the contracted price paid by Stanwell during the year ended December 31, 2024 and for prior years.

Under the ACSA, we also share part of the revenue earned from export coal sales (from particular Tenements (as defined below)) with Stanwell through various rebates. The most material rebate is the export price rebate, which is linked to the realized export coal price for a defined Met coal product, or Reference coal, as follows:

## Table of Contents

- For the first 7.0 MMtpa of export coal sales: when the 12-month trailing, weighted-average realized export coal price of Reference coal exceeds the Tier 1 Rebate Coal Floor Price, we pay a rebate of 25% of the difference between the realized export coal price and the Tier 1 Rebate Coal Floor Price.
- For export coal sales above 7.0 MMtpa: when the 12-month trailing, weighted-average realized export coal price of Reference coal exceeds the Tier 2 Rebate Coal Floor Price, we pay a rebate of 10% of the difference between the realized export coal price and the Tier 2 Rebate Coal Floor Price.

In addition, the ACSA also provides for:

- a tonnage rebate to Stanwell per Mt on the first 7.0 MMtpa of export coal sales and on export coal sales above 7.0 MMtpa; and
- a rebate on run-of-mine, or ROM, coal mined in the Curragh “Pit U East Area.”

The total Stanwell rebate for the year ended December 31, 2024, was \$116.9 million and has been included in the Consolidated Statements of Operations and Comprehensive Income included elsewhere in this Annual Report on Form 10-K.

The Supply Deed grants us the right to mine the coal reserves in the Stanwell Reserved Area, or the SRA. In exchange, we have entered into the NCSA with Stanwell, that will commence upon the expiration of the ACSA (which is expected to occur in early 2027 based on estimated volume remaining to be delivered). The key terms under the NCSA are described below:

- Coronado’s supply obligation under the NCSA will commence on the earliest of:
  - The day after the final delivery date under the ACSA;
  - the date of termination of the ACSA, if it does so prior to final delivery date; or
  - January 1, 2029.
- The term of the NCSA is expected to be 10 years, and Coronado’s thermal coal supply obligation to Stanwell will reduce to 2 million ‘Tonnes Equivalent’ per annum (based on a nominal gross calorific value of 25.6GJ) at a fixed contract price that varies in accordance with agreed formulae, inclusive of all statutory charges and royalties in respect of coal sold and delivered under the NCSA. The supply term, the contract tonnage and the contract price under the NCSA are subject to adjustment in accordance with a financial model agreed between Stanwell and us.
- Coronado is not required under the NCSA to pay to Stanwell any export rebates payable under the ACSA.

In summary, we have agreed that the total value of the discount received by Stanwell on coal supplied to it under the NCSA should (by the expiration of the NCSA) be equal to the net present value of \$155.2 million (A\$210.0 million) as at the date of the Supply Deed, using a contractual pre-tax discount rate of 13% per annum. The net present value of the deferred consideration was \$285.1 million as of December 31, 2024. See Item 8. “Financial Statements and Supplementary Data—Deferred Consideration Liability.”

As part of the NCSA, Coronado and Stanwell entered into an Option Coal Supply Agreement, or the OCSA in respect of the supply of certain additional coal to Stanwell during the term of the NCSA. Thermal coal supplied to Stanwell under the OCSA will be at the higher of cost or market value at the time of sale.

See Item 1A. “Risk Factors—Risks related to the Supply Deed with Stanwell may adversely affect our financial condition and results of operations.”

## **Transportation**

Coal produced at our mining properties is transported to customers by a combination of road, rail, barge and ship. See Item 2. “Properties” for descriptions of the transportation infrastructure available to each of our mining properties. Rail and port services are typically contracted on a long-term, take-or-pay basis in Australia, while these contracts are typically negotiated on a quarterly basis in the U.S. See Item 7. “Management’s Discussion and Analysis of Financial Condition and Results of Operations—Liquidity and Capital Resources” for additional information on our take-or-pay obligations.

## **Australian Operations**

Our Australian Operations typically sell export coal FOB, with the customer paying for transportation from the outbound shipping port. The majority of Curragh’s export Met coal is railed approximately 300 kilometers to the

## Table of Contents

Port of Gladstone for export via two main port terminals, RG Tanna Coal Terminal, or RGTCT, and Wiggins Island Coal Export Terminal, or WICET. Curragh also has capacity available to stockpile coal at the Port of Gladstone. For sales of thermal coal to Stanwell, Stanwell is responsible for the transport of coal to the Stanwell Power Station.

### *Rail Services*

Curragh is linked to the Blackwater rail line of the Central Queensland Coal Network an integrated coal haulage rail system owned and operated by Aurizon Network Pty Ltd. Curragh has secured annual rail haulage capacity of up to 11.5 MMtpa (plus surge capacity) under long-term rail haulage agreements with Aurizon Operations Limited, or Aurizon Operations, and Pacific National Holdings Pty Limited, or Pacific National.

The RGTCT Coal Transport Services Agreement with Aurizon Operations is for 8.5 MMtpa of haulage capacity to RGTCT. Curragh pays a minimum monthly charge (components of which are payable on a take-or-pay basis), which is calculated with reference to the below-rail access charges, haulage/freight charges, a minimum annual tonnage charge and other charges. The RGTCT Coal Transport Services Agreement terminates on June 30, 2030.

The Coal Transport Services Agreement with Pacific National is for 1.0 MMtpa of haulage capacity to RGTCT. Curragh pays a minimum monthly charge (components of which are payable on a take-or-pay basis), which is calculated with reference to the below-rail access charges, haulage/freight charges, a minimum annual tonnage charge and other charges. The Coal Transport Services Agreement with Pacific National terminates on July 31, 2029.

The Wiggins Island Rail Project, or WIRP, Transport Services Agreement with Aurizon Operations is for 2.0 MMtpa of capacity to WICET. This contract is effectively 100% take-or-pay (for a portion of the rail haulage and all capacity access charges). The WIRP Transport Services Agreement expires on June 30, 2030.

### *Port Services*

Curragh exports coal through two terminals at the Port of Gladstone, RGTCT and WICET. At RGTCT, Curragh and Gladstone Port Corporation Limited, or GPC, are parties to a coal handling agreement that expires on June 30, 2030. The agreement may be renewed at our request and, subject to certain conditions, GPC is required to agree to the extension if there is capacity at RGTCT to allow the extension. We currently have the right to export between 7.7 MMtpa and 8.7 MMtpa at our nomination on a take-or-pay basis.

We have a minority interest in WICET Holdings Pty Ltd, whose wholly-owned subsidiary, Wiggins Island Coal Export Terminal Pty Ltd, or WICETPL, owns WICET. Other coal producers who export coal through WICET also hold shares in WICET Holdings Pty Ltd. In addition, we and the other coal producers (or shippers) have take-or-pay agreements with WICETPL and pay a terminal handling charge to export coal through WICET, which is calculated by reference to WICET's annual operating costs, as well as finance costs associated with WICETPL's external debt facilities. Our take-or-pay agreement with WICETPL, or the WICET Take-or-Pay Agreement, provides Curragh with export capacity of 1.5 MMtpa. The WICET Take-or-Pay Agreement is an "evergreen" agreement, with rolling ten-year terms. If we inform WICETPL that we do not wish to continue to roll the term of the WICET Take-or-Pay Agreement, the term would be set at nine years and the terminal handling charge payable by us would be increased so that our proportion of WICETPL's debt is amortized to nil by the end of that nine-year term.

Under the WICET Take-or-Pay Agreement, we are obligated to pay for that capacity via terminal handling charges, whether utilized or not. The terminal handling charge payable by us can be adjusted by WICETPL if our share of WICETPL's operational and finance costs increases, including because of increased operational costs or because another shipper defaults and has its capacity reduced to nil. The terminal handling charge is subject to a financing cap set out in the terminal handling charge methodology and has already been reached and is in force. If another shipper defaults under its take-or-pay agreement, each remaining shipper is effectively proportionately liable to pay that defaulting shipper's share of WICETPL's costs going forward, in the form of increased terminal handling charges.

If we default under the WICET Take-or-Pay Agreement, we would be obligated to pay a termination payment to WICETPL. The termination payment effectively represents our proportion of WICETPL's total debt outstanding, based on the proportion of our contracted tonnage to the total contracted tonnage of shippers at WICET at the time the payment is triggered. Shippers can also become liable to pay the termination payment where there is a permanent cessation of operations at WICET. Since WICET began shipping export tonnages in April 2015, five shareholders of WICET Holdings Pty Ltd have entered into administration and their relevant take-or-pay

## Table of Contents

agreements have subsequently terminated, resulting in the aggregate contracted tonnage of shippers decreasing from 27 MMtpa to 13.9 MMtpa.

Under the WICET Take-or-Pay Agreement, we are required to provide security (which is provided in the form of a bank guarantee). The amount of the security must cover our estimated liabilities as a shipper under the WICET Take-or-Pay Agreement for the following twelve-month period. If we are in default under the WICET Take-or-Pay Agreement and are subject to a termination payment, WICETPL can draw on the security and apply it to amounts owing by us. See Item 1A. "Risk Factors—Risks related to our investment in WICET may adversely affect our financial condition and results of operations" and Item 7. "Management's Discussion and Analysis of Financial Condition and Results of Operations—Liquidity and Capital Resources" for additional information on our take-or-pay obligations.

### **U.S. Operations**

Our U.S. Operations' domestic contracts are generally priced FOR at the mine with customers bearing the transportation costs from the mine to the applicable end user. For direct sales to export customers, we hold the transportation contract and are responsible for the cost to the export facility, and the export customer is responsible for the transportation/freight cost from the export facility to the destination. A portion of our U.S. Operations export sales are made through intermediaries. For these sales, the intermediary typically takes ownership of the coal as it is loaded into the railcar. The intermediary is responsible for the rail transportation and port costs.

#### *Rail Services*

Our U.S. Operations are served by Norfolk Southern and CSX Transportation railroads.

Norfolk Southern railroad serves our Buchanan mining property and transports Buchanan's coal to Lamberts Point Coal Terminal Pier 6 and to CNX Marine Terminal for export customers and to our domestic customers either directly or indirectly via inland river dock facilities where the coal is transloaded on to barges and then transported to the customer's facilities.

CSX Transportation railroad serves our Logan mining property. CSX transports coal to Pier IX Terminal or CNX Marine Terminal or Dominion Terminal Associates (DTA) for export customers and either directly to the customers or to inland river dock facilities for domestic customers.

#### *Port Services*

Norfolk Southern's Lamberts Point Coal Terminal Pier 6 is the largest coal loading facility in the Northern Hemisphere with 48 million tons of annual export capacity and is the main terminal at Lamberts Point located in Norfolk, Virginia. Pier IX is a coal export terminal with an annual export capacity of 16 million tons located in the Port of Hampton Roads in Newport News, Virginia.

Our U.S. Operations also have alternate port access through CNX Marine Terminal which is a transshipping terminal at the Port of Baltimore owned by CONSOL Energy.

### **Suppliers**

The principal goods we purchase in support of our mining activities are mining equipment, replacement parts, diesel fuel, natural gas, ammonium-nitrate and emulsion-based explosives, off-road tires, steel-related products (including roof control materials), lubricants and electricity. As a general matter, we have many well-established, strategic relationships with our key suppliers of goods and do not believe that we are dependent on any of our individual suppliers.

We also manage and operate several major pieces of mining equipment and facilities to produce and transport coal, including, but not limited to, longwall mining systems, continuous miners, draglines, dozers, excavators, shovels, haul trucks, conveyors, coal preparation plants, or CPPs, and rail loading and blending facilities. Obtaining and repairing these major pieces of equipment and facilities often involves long lead times. We strive to extend the lives of existing equipment and facilities through maintenance practices and equipment rebuilds to defer the requirement for larger capital purchases. We use our global leverage with major suppliers to support security of supply to meet the requirements of our active mines. See Item 2. "Properties" for more information about operations at our mining properties.

We partner with contractors and other third parties for exploration, mining, and other services, generally, and the success of these relationships are important for our current operations and the advancement of our development

## Table of Contents

projects. See Item 1A. “Risk Factors—Our profitability could be affected adversely by the failure of suppliers and/or outside contractors to perform.”

### Environmental Sustainability

Met coal is an essential ingredient in the production of steel, which is the most utilized metal in the world and an essential material underpinning social and economic growth. Steel’s strength and durability make it critical in the construction of major projects (including renewable energy infrastructure), transportation technology, electrical equipment, and everyday household goods.

While we acknowledge the emissions-intensive cumulative impacts of mining, transportation and use of Met coal, as critical player in the world’s transition to renewable energy future, Coronado has an important role in operating sustainably and responsibly.

We are focused on extracting high-quality Met coal with commitment to safe and sustainable practices. Coal mining is one of the most environmentally regulated industries in the world, and it is vital that we strive to consistently meet or exceed relevant regulatory standards.

We are subject to various environmental laws, regulations and public policies in Australia and the U.S. Managing our environment and climate change risks is a key component of our corporate strategy and it is integrated into our daily operations. We seek to minimize our environmental impact and ensure we meet or exceed our legislative and regulatory environmental obligations.

Coronado’s sustainability principles include the following:

- Support the health and wellbeing of our people by maintaining a safe workplace with the ultimate goal of employee safety.
- Respect our environment by minimizing the impact of our business activities and rehabilitating affected landscapes.
- Actively contribute to the local communities in which we operate by delivering economic benefits and engaging in an open and transparent manner.
- Build teams of engaged and motivated individuals that understand the positive and social economic relevance of what they do.
- Operate fairly and equitably with suppliers and customers
- Generate profitable and sustainable returns to shareholders.

#### *Climate change*

We believe that climate change is a complex challenge that requires action at all levels of society. Climate change can heighten existing physical and non-physical impacts and risks and introduce new ones that can affect business performance in the near and long-term.

While our operations are recognized as vital contributors to the communities and economies in which we operate, we acknowledge that our mining activities create GHG emissions. Climate change is one of the most significant issues for the steel industry, and the industry has made significant reductions in GHG emissions by improving energy efficiency and using new technologies. Where possible, we are continuing to identify and implement GHG emissions and energy reduction opportunities across our business, whilst monitoring climate related risks and the sustainability of our operations. We are committed to working with other industry partners to support, develop and introduce new coal production and energy-generation technologies, that help reduce the environmental impact while continuing to meet global energy and steel demands.

Coronado’s operational emissions profile is predominantly Scope 1 emissions. Within these Scope 1 emissions, the major source is fugitive emissions, which is an inherent gas released as a function of mining coal source and diesel consumption.

Our Australian Operations disclose GHG Scope 1 and 2 emissions annually to the Clean Energy Regulator under the National Greenhouse and Energy Reporting Scheme.

Our U.S. Operations undergo detailed internal inspections as well as rigorous evaluations by both state and federal inspectors on a regular basis. Our U.S. Operations disclose GHG Scope 1 and 2 emissions, including fugitive emissions (methane), for the facilities required to report their emissions annually to the United States Environmental Protection Agency.

## Table of Contents

Our operations are currently focused on implementing reporting improvements, identifying opportunities for reducing emissions on a per ton of coal production basis and benchmarking ourselves against our peer group. Coronado launched its first set of GHG targets in 2021 and has committed to targeting reductions in its Scope 1 and 2 emissions by 30% by 2030 from its 2019 emissions baseline.

Emissions reduction estimates to 2030 have been evaluated based on improvements that can reasonably be expected using technologies currently available. Detailed analysis to determine economic viability of available technologies has not been considered.

The target reduction of 30% by 2030 is based on the current mine plans for Coronado's Curragh and U.S. mines and is not expected to be a linear reduction. As we address our material areas of impact including emission reductions and opportunities, the need for mitigation technologies are likely to increase.

Senior leaders and subject matter experts from our Australian and U.S. Operations meet regularly to discuss and analyze how climate change might impact our strategies and to review how we are progressing towards our emissions reduction targets. This is achieved through reviewing the accuracy of the emissions forecast, providing updates on decarbonization projects and discussing idea pipelines in relation to new technologies. Our capital allocation framework integrates climate-related risks and opportunities into its decision-making processes.

We are also evaluating a range of potential projects that could have a positive impact on our emissions profile including options for energy generation from solar, wind and gas along with on-grid solutions. In 2022, we commissioned the Buchanan Ventilation Air Methane, or VAM, abatement project on vent shaft 16 at our U.S. Operations. The project utilizes the latest technology to convert fugitive methane gas emissions to carbon dioxide. Given the proven success of the original VAM unit, we installed a second unit at vent shaft 18 at our U.S. Operations in 2024.

The 2 VAM units are anticipated to destroy approximately 300,000 tCO<sub>2</sub>-e annually (depending on operating conditions), a significant contribution to our strategic path to a 30% reduction target by 2030.

At Curragh we have continued to develop our understanding of the gas reservoirs and are progressing studies for open cut gas drainage in advance of mining. In 2024, a second gas truck trial was run to confirm the gas to diesel displacement ratio and understand additional operational impacts for future options.

Increased public concern may result in additional regulatory risks as new laws and regulations aimed at reducing GHG emissions come into effect in the jurisdictions in which we operate. Any legislation that limits or taxes GHG emissions could adversely impact our growth, increase our operating costs, or reduce demand for our coal.

With respect to physical climate risks, our operations may be impacted by adverse weather-related events potentially resulting in lost production, supply chain disruptions and increased operating costs, which could have a material adverse impact on our financial conditions and results of operations.

Additionally, federal, state and international GHG and climate change initiatives, associated regulations or other voluntary commitments to reduce GHG emissions, including the Safeguard Mechanism in Australia, could significantly increase the cost of coal production and consumption, increase costs as a result of regulations requiring the installation of emissions control technologies, increase expenses associated with the purchase of emissions reduction credits to comply with future emissions trading programs, or significantly reduce coal consumption through implementation of a future clean energy standard. Such initiatives and regulations could further reduce demand or prices for our coal in both domestic and international markets, could adversely affect our ability to produce coal and to develop our reserves, could reduce the value of our coal and coal reserves, and may have a material adverse effect on our business, financial condition and results of operations.

## **Human Capital Disclosures**

### *People*

Our ability to attract and retain skilled, motivated and engaged employees is an essential part of our business. Investing in the skill and capabilities of our people will underwrite our long-term growth and sustainability. In both Australia and the U.S., we operate in regional locations with highly competitive labor markets. In each location, we are creating a high-performing workforce with a talent pipeline for future leaders, including succession planning for critical roles. To achieve this, we continue to create a culture that welcomes and values all people and where our core values of collaboration, accountability, respect and excellence are demonstrated in everything that we do.

Worldwide we had 1,951 employees as of December 31, 2024. In addition, as of December 31, 2024, there were 1,790 contractors supplementing the permanent workforce, primarily at Curragh. Since we operate in areas with

## Table of Contents

highly competitive labor markets, it is essential that we have a continued focus on attracting the best people, and ensuring we have programs in place to engage, develop and retain them within our business.

We continue to support initiatives to enhance our culture, increase our ability to attract and retain the workforce we need, and to drive our desire to build safe, high-performing teams. This includes extensive efforts to gather feedback from our employees and contacting partners through surveys, focus groups and team empowerment sessions. Following analysis of the feedback, priorities are identified, and cultural programs designed to bridge gaps between current and desired cultural states are developed and implemented.

As of December 31, 2024, approximately 10.1% of our total employees, all at our Australian Operations, were covered by a single, federally-certified collective Enterprise Agreement, or the EA, for specified groups of mining and maintenance employees. Our U.S. Operations employ a 100% non-union labor force.

### *Safety*

On May 31, 2024, one of our employees was fatally injured while working in our Buchanan underground mining complex in Virginia in the U.S. The Company ceased operations at its Buchanan mine until June 3, 2024, and worked with the appropriate U.S. federal and state agencies on site investigating the incident.

Our employees and contractors are our most valuable assets, and we consider their safety our number one priority. Safety is essential to all business functions and is never to be compromised, under any circumstance. The health and safety of our people is reinforced every day through our culture, behaviors, training, communication and procedures.

We manage safety and health through continuous improvement efforts and the implementation of practices and procedures that address safety risks first and in full compliance with the legal and regulatory frameworks of both the U.S. and Australia. We empower our people to consistently strive to have a safety mindset, and act by applying, managing and monitoring effective controls to prevent adverse outcomes with all activities and operations. Our programs are intended to reinforce our position that safety and health should always be front of mind for all employees and contractors.

Safety performance is monitored through physical observations from both internal and external parties and through the reporting of key metrics. Safety performance is assessed monthly against internal goals and on a quarterly basis is benchmarked against our peers within the mining industry.

We set targets for safety interactions which is a process where employees observe a risk behavior and provide immediate feedback if it is deemed, or has the potential to be, unsafe. This is monitored by management daily through safety meetings, site visits, employee discussions, and management observations. The process allows for greater empowerment, innovation and employee input into the mining process.

The 12-month rolling average Total Reportable Injury Frequency Rate, or TRIFR, as of December 31, 2024 for our Australian Operations was 2.22 and the Total Reportable Incident Rate, or TRIR, for 12-month rolling average as of December 31, 2024 for our U.S. Operations was 2.22. We strive to ensure that we continue to provide a safe operating environment for all employees and contractors.

### *Workforce composition*

Our values (CARE – Collaboration, Accountability, Respect, Excellence) guide our policies, processes and actions as they relate to all workforce interactions and people related initiatives. As part of these values and to enable our people to excel within the workplace, we are building an inclusive workforce, where each person's viewpoint is heard, valued and respected.

We invest in training and development programs for both our new and long-serving employees. Investing in graduate recruitment, traineeships and internship programs through partnerships with leading education institutions has been central to accessing talent and building our brand. Further, our internal leadership development enhances succession planning and the transfer of skills and knowledge across our business.

As of December 31, 2024:

- in the U.S., approximately 5.9% of Senior Managers were female.
- in Australia, over 31% of employees at a General Manager, Senior Manager and Senior Professional level were female, an increase from 28.4% in 2023.
- 6.0% of our global workforce was female.

## Table of Contents

- 55.6% of all employees were between the ages of 30 and 50 years old, and the number of employees under 30 increased from 13.7% as of December 31, 2023 to 16.2% as of December 31, 2024.

### *Attracting and retaining the right people*

Attracting and retaining the best people is crucial to our growth and success. Talent is a valuable resource, and we actively seek individuals who are not only highly skilled but also align with our core values and goals. Since operating in regional areas where talent availability and the market is competitive, we recognize the need for additional efforts to retain our employees. We continue to enhance our remuneration, cash benefits and other non-tangible benefits to ensure team members are appropriately recognized and rewarded.

In 2024, our total rolling turnover rate was 27.7% and 17.5% in Australia and the U.S., respectively, and our voluntary departure rolling turnover rate was 18.1% and 13.2% in Australia and the U.S., respectively. In 2023, our total rolling turnover rate was 18.1% and 13.4% in Australia and the U.S., respectively, and our voluntary departure rolling turnover rate was 15.5% and 10.9%, in Australia and the U.S., respectively.

### **Regulatory Matters—Australia**

Our Australian Operations are regulated by the laws and regulations of the Commonwealth of Australia, or Cth, the State of Queensland, or Qld, and local jurisdictions. Most environmental laws are promulgated at the state level, but the Australian federal government has a role in approval of actions which have national environmental significance. In Queensland, the environmental laws relevant to coal mining include development legislation, pollution, waste, ecosystem protection, cultural heritage and native title, land contamination and rehabilitation legislation. In addition, the Australian federal government regulates foreign investment and export approvals.

#### **Tenements**

We control the coal mining rights at Curragh under 14 coal and infrastructure mining leases, or MLs, and three mineral development licenses, or MDLs, granted pursuant to the Mineral Resources Act 1989 (Qld). See Item 2. “Properties” for more information regarding the Tenements.

#### *Mineral Resources Act 1989 (Qld)*

The Mineral Resources Act 1989 (Qld), or the MRA; and the Mineral and Energy Resources (Common Provisions) Act 2014 (Qld), together, provide for the assessment, development and utilization of mineral resources in Queensland to the maximum extent practicable, consistent with sound economic and land use management. The MRA vests ownership of minerals, with limited exceptions, in the Crown (i.e., the state government). A royalty is payable to the Crown for the right to extract minerals. The MRA creates different tenures for different mining activities, such as prospecting, exploring and mining. A ML is the most important tenure, as it permits the extraction of minerals in conjunction with other required authorities. The MRA imposes general conditions on a ML.

The MRA provides that regulations may prescribe the royalties payable in respect of minerals mined from land to the Crown. Royalty rates are prescribed under the Mineral Resources Regulation 2013 (Qld), or the MR Regulation. A person who is the holder of a ML must keep the records necessary to enable the royalty payable by the person to be ascertained. In relation to coal, the MR Regulation prescribes a progressive six tier royalty rate structure, with the applicable royalty rate determined based on the average price per Mt of coal sold, disposed of, or used in the return period.

The tiers applicable in calculating the royalty payable for our Australian Operations that have been applicable since July 1, 2022 are as set out below:

- 7% for average coal price per Mt sold up to and including A\$100 per Mt;
- 12.5% for average coal price per Mt sold from over A\$100 up to and including A\$150 per Mt;
- 15% for average coal price per Mt sold from over A\$150 up to and including A\$175 per Mt;
- 20% for average coal price per Mt sold from over A\$175 up to and including A\$225 per Mt;
- 30% for average coal price per Mt sold from over A\$225 up to and including A\$300 per Mt; and
- 40% for average coal price per Mt sold above A\$300 per Mt.

## Table of Contents

The royalty payable for coal sold, disposed of or used in a return period is then calculated by multiplying the royalty rate by the value of the coal. Queensland Revenue Office Public Ruling MRA001.4 contains details on the costs that can (and cannot) be deducted when calculating the applicable royalty and the method for determining the value of the coal. In October 2024, the Progressive Coal Royalties Protection (Keep Them in the Bank) Bill 2024 (Qld) was passed by the Queensland Government, amending the MRA to introduce a coal royalty rate floor, by providing that a regulation may not prescribe coal royalty rates that are lower than those prescribed from time to time, meaning that royalty tiers can only be reduced by the operation of legislation. Current processes will continue to apply for any increase to coal royalty rates. See Item 2. "Properties" for a discussion of the royalties currently applicable to Curragh.

### **Mining Rehabilitation (Reclamation)**

Mine closure and rehabilitation risks and costs are regulated by Queensland state legislation.

Amongst other things, an Environmental Authority Holder, or EA Holder, must provide the Queensland State Government with financial assurance for the purpose of drawing upon in the event that an EA Holder defaults on its obligations to rehabilitate the mine site.

The Mineral and Energy Resources (Financial Provisioning) Act 2018 (Qld), or the Financial Provisioning Act establishes a financial provisioning scheme, or the Scheme, from which the Department of the Environment, Tourism, Science and Innovation, or the DETSI, sources funds to rehabilitate and remediate land subject to mining.

Under the Financial Provisioning Act, all mine operators are required to make a submission to the DETSI in respect of an Estimated Rehabilitation Cost, or ERC, for the mine site. The ERC is determined using the DETSI-approved ERC calculator. Using this information, the DETSI sets the ERC for the mine. The DETSI provides the ERC to the manager of the Scheme, or the Scheme Manager. The Scheme Manager undertakes a risk assessment of the mine, which is based upon independent advice from a Scheme risk advisor. EAs with at least \$100,000 in ERCs will undergo an annual risk category allocation assessment process. The assessment process will determine whether the holder will be required to provide a contribution to the Scheme's Financial Provisioning Fund and/or to provide surety to the Scheme Manager for that EA. It includes detail on the mine operator's financial soundness and credit rating, characteristics of the mining operation (e.g., life of mine, or LOM, and off-take agreements), rehabilitation history, environmental compliance history and the submission made by the Company. Risk categories include high, moderate, low and very low. If the ERC and risk categories are set at moderate, low or very low for a mine, then there is a need to pay an annual contribution based on a small percentage of the ERC to the Scheme. The prescribed percentages for each category are: (1) Very low: 0.5%; (2) Low: 1.0%; and (3) Moderate: 2.75%. If the category is high, then the operation provides a surety for the whole ERC and possibly a contribution to the Scheme. The risk assessment of the mine and, therefore, the amount of the contribution to the fund is assessed and paid annually in perpetuity, or until a clearance certificate is obtained.

Each year, the Scheme Manager is required to make an Annual Review Allocation to determine whether the mine will provide surety or pay a contribution to the Scheme depending on the value of the ERC relating to applicable environmental authorities, as follows:

- 1) ERC < A\$100,000 - cash surety or bank guarantees
- 2) ERC = A\$100,000 – A\$450 million - pay a cash contribution into the Scheme
- 3) ERC > A\$450 million - pay a cash contribution into the Scheme and provide bank guarantees.

There can be no assurance that our risk category allocation will not change in future years. Our financial obligations may increase due to a number of factors, including but not limited to:

- any changes that increase ERC amounts or are the result of disturbances;
- any major Environmental Authority, or EA, amendment;
- compliance with existing EA obligations; and
- major changes to financial soundness of the EA holder.

Curragh has 2 EAs, which are covered by the Scheme, namely EA number EPML00643713 and EA number EPVX00635313. In November 2024, the Scheme Manager completed the assessment of the Annual Review Allocation for EA number EPML00643713 and issued an Annual Review Allocation of "Moderate". The moderate rating resulted in Curragh being obliged to make a financial contribution to the Scheme of 2.75% of the ERC. In January 2025, the Scheme Manager completed an assessment of the Annual Review Allocation for EA Number

## Table of Contents

EPVX00635313 and issued an Annual Review Allocation of “High” in respect of MDL162 requiring Curragh to maintain its historical financial assurance in respect of 100% of the ERC for that EA.

The Financial Provisioning Act also requires for a Progressive Rehabilitation and Closure Plan, or a PRCP, to be produced with respect to mined land. This requirement is integrated into the existing EA processes for new mines, minimizing the regulatory burden on government and industry. All mining projects carried out under a ML that make a site-specific EA application will be required to provide a PRCP. If approved by the administering authority, a stand-alone PRCP schedule will be given to the applicant together with the EA. The PRCP schedule will contain milestones with completion dates for achieving progressive rehabilitation of the mine site. Curragh’s PRCP was submitted to the DETSI, the relevant government department, on October 20, 2022, and Curragh has complied with all further requests for information made by the DETSI. The DETSI advised Curragh that the end date of the decision period in relation to the PRCP has been extended to September 30, 2025.

### ***Environmental Protection Act 1994 (Qld)***

The primary legislation regulating environmental management of mining activities in Queensland is the Environmental Protection Act 1994 (Qld), or the EP Act. Its objective is to protect Queensland’s environment while allowing for development that improves the total quality of life, both now and in the future, in a way that maintains ecologically sustainable development. Under the EP Act, it is an offense to carry out a mining activity unless the person holds or is acting under an EA for the activity. The EA imposes conditions on a project. It is an offense to contravene a condition of an EA. In addition to the requirements found in the conditions of an EA, the holder must also meet its general environmental duty and duty to notify of environmental harm and otherwise comply with the provisions of the EP Act and the regulations promulgated thereunder. For example, the following are offenses under the EP Act:

- causing serious or material environmental harm;
- causing environmental nuisance;
- depositing prescribed water contaminants in waters and related matters; and
- placing contaminants where environmental harm or nuisance may be caused.

The EA holder must also be a registered suitable operator under the EP Act. We are a registered suitable operator (RSO Number 293585).

We hold EA EPML00643713, which authorizes the open cut and underground mining of black coal, mineral processing, chemical storage, waste disposal and sewage treatment over the 14 MLs at Curragh on certain conditions. Those conditions include requirements in relation to air and water quality, regulated structures (e.g., dams), noise and vibration, waste, land use, rehabilitation, watercourse diversion and GHG emission reduction programs.

We also hold a range of subsidiary EAs for our Australian Operations. See “—Mining Rehabilitation (Reclamation)” above for more information regarding the Financial Provisioning Act.

### ***Aboriginal Cultural Heritage Act 2003 (Qld)***

The Aboriginal Cultural Heritage Act 2003 (Qld) imposes a duty of care on all persons to take all reasonable and practicable measures to ensure that any activity conducted does not harm Aboriginal cultural heritage. Its object is to provide effective recognition, protection and conservation of Aboriginal cultural heritage.

We have obligations relating to Aboriginal cultural heritage with respect to a number of cultural heritage objects and areas located within the area of the Tenements. We work closely with the Aboriginal people to manage the cultural heritage objects, areas or evidence of archaeological significance, within our mining operations. We are party to a Cultural Heritage Management Plan (and associated Cultural Services Agreement) with the Gaangalu Nation People that applies to all of the Tenements. The plan establishes a coordinating committee and sets out the steps to be followed to manage activities that may impact Aboriginal cultural heritage.

### ***Native Title Act 1993 (Cth)***

The Native Title Act 1993 (Cth), or NTA, sets out procedures under which native title claims may be lodged and determined and compensation claimed for the extinguishment or impairment of the native title rights or interests of Aboriginal peoples. Its object is to provide for the recognition and protection of native title, to establish ways in which future dealings affecting native title may proceed and to set standards for those dealings, to establish a

## Table of Contents

mechanism for determining claims to native title and to provide for, or permit, the validation of past acts, and intermediate period acts, invalidated because of the existence of native title.

With respect to MLs and MDLs granted under the Mineral Resources Act 1989 (Qld) on state land where native title has not been extinguished, a principle known as the non-extinguishment principle governs. Broadly, under this principle, native title rights are suspended while the mining tenure, as renewed from time to time, is in force. The grant (or renewal) of a mining tenure in respect of land where native title may exist must comply with the NTA to ensure the validity of the tenure. Registered native title claimants have certain notification, consultation and negotiation rights relating to mining tenures. Where native title is extinguished (i.e., freehold land), the NTA does not apply.

### **Regional Planning Interests**

The Regional Planning Interests Act 2014 (Qld), or the RPI Act, manages the impact of resource activities and other regulated activities in areas of the state that contribute, or are likely to contribute, to Queensland's economic, social and environmental prosperity (e.g., competing land use activities on prime farming land). The RPI Act identifies areas of Queensland that are of regional interest, including strategic cropping areas and strategic environmental areas. Under the RPI Act, conducting a resource activity in an area of regional interest requires a regional interest development approval, unless operating under an exemption. Importantly, pre-existing mining activities being undertaken at the date of the introduction of the legislation are exempt.

In conjunction with the grant in July 2016 of ML 700006, ML 700007 and ML 700008 at Curragh, we were granted a regional interest development approval, which is subject to regional interest conditions, such as mitigation. Certain protection conditions are also imposed on us with respect to ML 80171, which includes an obligation to provide mitigation in the event that strategic cropping land is impacted by future operations.

### **Environmental Protection and Biodiversity Conservation Act 1999 (Cth)**

The Environment Protection and Biodiversity Conservation Act 1999 (Cth), or the EPBC Act, provides a federal framework to protect and manage matters of national environmental significance, such as listed threatened species and ecological communities and water resources. In addition, the EPBC Act confers jurisdiction over actions that have a significant impact on the environment where the actions affect, or are taken on, Commonwealth land, or are carried out by a Commonwealth agency.

Under the EPBC Act, "controlled actions" that have or are likely to have a significant impact on a matter of national environmental significance are subject to a rigorous assessment and approval process. A person must not take a "controlled action" unless approval is granted under the EPBC Act. Any person proposing to carry out an "action" that may be a "controlled action" must refer the matter to the Commonwealth Minister for a determination as to whether the proposed action is a controlled action.

On November 2, 2016, the Commonwealth Minister for the Department of the Environment and Energy administering the EPBC Act approved the extension of the existing Curragh mining area to include mining four additional Tenements—ML 700006, ML 700007, ML 700008 and ML 700009 (EPBC Act referral 2015/7508)—as a "controlled action," on certain conditions. The conditions include requirements in relation to offsets and groundwater.

### **Mine Health and Safety**

The primary health and safety legislation that applies to Curragh are the Coal Mining Safety and Health Act 1999 (Qld) and the relevant Coal Mining Safety and Health Regulation 2001 (Qld), which we refer to, together, as the Coal Mining Safety Legislation.

Additional legislative requirements apply to operations that are carried on off-site or which are not principally related to coal mining (e.g., transport, rail operations, etc.). The Coal Mining Safety Legislation imposes safety and health obligations on persons who operate coal mines or who may affect the safety or health of others at coal mines. Under the Coal Mining Safety Legislation, the operator of a coal mine must, among other things:

- ensure that the risk to coal mine workers while at the operator's mine is at an acceptable level;
- audit and review the effectiveness and implementation of the safety and health management system to ensure the risk to persons is at an acceptable level;
- provide adequate resources to ensure the effectiveness and implementation of the safety and health management system;

## Table of Contents

- ensure the operator's own safety and health and the safety and health of others is not affected by the way the operator conducts coal mining operations;
- not carry out an activity at the coal mine that creates a risk to a person on an adjacent or overlapping petroleum authority if the risk is higher than an acceptable level of risk;
- appoint a site senior executive for the mine;
- ensure the site senior executive develops and implements a safety and health management system for all people at the mine;
- ensure the site senior executive develops, implements and maintains a management structure for the mine that helps ensure the safety and health of persons at the mine; and
- not operate the coal mine without a safety and health management system for the mine.

We recognize that health and safety are imperative to the ongoing success of our Australian Operations. As the operator at Curragh, we have in place a comprehensive safety and health management system, which includes an emergency response team, to address these legislative requirements. In accordance with the Coal Mining Safety Legislation, we have also established an occupational hygiene baseline for dust exposure at Curragh.

### **Water Act 2000 (Qld)**

In Queensland, all entitlements to the use, control and flow of water are vested in the state and regulated by the Water Act 2000 (Qld). Allocations under the Water Act 2000 (Qld) can be managed by a water supply scheme operator, such as SunWater Ltd, which is a Government-owned corporation regulated by the Queensland Competition Authority. We have purchased the required water allocations for Curragh and entered into channel and pipeline infrastructure agreements and river supply agreements with SunWater Ltd to regulate the supply of water pursuant to these allocations. See Item 1A. "Risk Factors—In times of drought and/or shortage of available water, our operations and production, particularly at Curragh, could be negatively impacted if the regulators impose restrictions on our water offtake licenses that are required for water used in the CPPs."

### **National Greenhouse and Energy Reporting Act 2007 (Cth)**

The National Greenhouse and Energy Reporting Act 2007 (Cth) imposes requirements for both foreign and local corporations whose carbon dioxide production GHG and/or energy consumption meets a certain threshold to register and report GHG emissions and abatement actions, as well as energy production and consumption as part of a single, national reporting system. The Clean Energy Regulator administers the National Greenhouse and Energy Reporting Act 2007 (Cth), and the Department of Climate Change, Energy, the Environment and Water is responsible for related policy developments and review.

The Australian Government's Safeguard Mechanism is a legislative framework to incentivize emissions reductions, through declining emissions limits, called baselines, predictably and gradually on a trajectory consistent with achieving the Government's emissions reduction target of 43% below 2005 levels by 2030 and net zero by 2050. The scheme includes credits to provide an incentive to companies to reduce their emissions below their baselines.

The Safeguard Mechanism applies to industrial facilities emitting more than 100,000 tons of carbon dioxide equivalent per year, including in electricity, mining, oil and gas production, manufacturing, transport and waste facilities.

In accordance with the Safeguard Mechanism, Curragh has established a production-adjusted (intensity) baseline for covered emissions (Scope 1).

Curragh will be required to take action to keep its net Scope 1 emissions at or below the baseline through emissions reduction, by for example, purchasing Safeguard Mechanism Credits, or SMCs, from another facility captured by the Safeguard Mechanism, *purchasing and surrendering Australian Carbon Credit Units, or ACCUs, or face enforcement measures.*

### **Labor Relations**

Minimum employment entitlements, embodied in the National Employment Standards, apply to all private-sector employees and employers in Australia under the federal Fair Work Act 2009 (Cth). These standards regulate employment conditions and paid leave. Employees who are associated with the day-to-day operations of a local mine or mines and who are not located in head office or corporate administration offices are also covered by the

## Table of Contents

Black Coal Mining Industry Award 2010 which regulates conditions including termination arrangements, pay and hours of work.

Unfair dismissal, enterprise bargaining, bullying claims, industrial actions and resolution of workplace disputes are also regulated under state and federal legislation. Some of the workers at Curragh are covered by the EA, which was approved by the Fair Work Commission, or the Commission, Australia's national workplace relations tribunal. See “—Human Capital Disclosures” above.

On December 7, 2023, the Fair Work Legislation Amendment (Closing Loopholes) Bill 2023, containing the Same Job, Same Pay concept proposed by the Australian Government was passed. It came into effect in November 2024.

The new laws seek to identify when a labor hire worker is completing the same job as an ordinary employee, and subsequently, determine what is an applicable rate of pay for the labor hire worker completing this job.

In respect of the workers at Curragh covered by the EA, applications will be allowed to be made to the Commission for an order that labor hire employees must be paid at least what they would receive under Curragh's EA (noting that there are exemptions for registered trainees and apprentices, short-term placements, small businesses and genuine service contractors).

The Commission will then make an assessment that a Same Job, Same Pay order would be fair and reasonable—including whether labor hire workers are performing the same work as EA employees—and can make an order setting a 'Protected Rate of Pay.' Any conditions in Curragh's EA that are captured by the meaning of “full rate of pay” (e.g., any incentives, loadings, allowances, and penalty rates) will be payable to the labor hire worker, so long as those conditions are enlivened by the “same job” being performed.

### **Regulatory Matters—U.S.**

Federal, state and local authorities regulate the U.S. coal mining industry with respect to matters, such as employee health and safety, protection of the environment, permitting and licensing requirements, air quality standards, water pollution, plant and wildlife protection, the reclamation and restoration of mining properties after mining has been completed, the discharge of materials into the environment, surface subsidence from underground mining and the effects of mining on groundwater quality and availability. In addition, the industry is affected by significant requirements mandating certain benefits for current and retired coal miners. Numerous federal, state and local governmental permits and approvals are required for mining operations. Because of extensive and comprehensive regulatory requirements, violations during mining operations occur from time to time in the industry. In addition to the non-exhaustive summary of material federal legislation described below, our operations are subject to a wide array of federal, state and local environmental law, including, for example, the Safe Drinking Water Act, the Toxic Substances Control Act, the Emergency Planning and Community Right-to-Know Act, the National Historic Preservation Act of 1966 and the Migratory Bird Treaty Act of 1918, as well as state regulatory schemes that either mirror federal law or create additional layers of regulation.

#### ***Clean Air Act of 1970***

The U.S. Clean Air Act of 1970, or the CAA, regulates airborne pollution that may be potentially detrimental to human health, the environment or natural resources. The CAA and comparable state laws that govern air emissions affect U.S. coal mining operations both directly and indirectly.

Direct impacts on coal mining and processing operations may occur through the CAA permitting requirements and/or emission control requirements relating to particulate matter, or PM, nitrogen dioxide, ozone and sulfur dioxide, or SO<sub>2</sub>. For example, the U.S. Environmental Protection Agency, or the EPA, pursuant to the CAA, administers rules that apply PM limits to emissions from coal preparation and processing plants constructed or modified after April 28, 2008. In addition, in recent years, the EPA has adopted more stringent national ambient air quality standards, or NAAQS for PM, nitrogen oxide, ozone and SO<sub>2</sub>. It is possible that these modifications as well as future modifications to NAAQS could directly or indirectly impact our mining operations in a manner that includes, but is not limited to, the EPA designating new areas of the country as being in nonattainment of applicable NAAQS or expanding existing nonattainment areas, and prompting additional local control measures pursuant to state implementation plans, or SIPs, required to address such revised NAAQS. SIPs may be state-specific or regional in scope. Under the CAA, individual states have up to 12 years from the date of designation of attainment/nonattainment areas to secure reductions from emission sources.

The CAA also indirectly, but significantly, affects the U.S. coal industry by extensively regulating the SO<sub>2</sub>, nitrogen oxides, mercury, PM, GHGs, and other substances emitted by coal-burning facilities, such as steel manufacturers, coke ovens and coal fired electric power generating facilities. Over time, the EPA has promulgated or proposed CAA regulations to impose more stringent air emission standards for a number of these

## Table of Contents

coal-burning industries, especially the power generation sector. Collectively, CAA regulations and uncertainty around future CAA requirements could reduce the demand for coal and, depending on the extent of such reduction, could have a material adverse effect on our business, financial condition and operations.

*NAAQS Revisions.* The CAA requires the EPA to periodically review and, if appropriate, revise the NAAQS to ensure protection of public health. In recent years, the EPA has reviewed the NAAQS for PM, ozone and SO<sub>2</sub>. The PM NAAQS was last revised and made more stringent in 2012. Individual states have developed SIPs, which detail the PM emission reductions their sources must meet in order for the state to maintain or achieve the 2012 PM NAAQS. On April 14, 2020, the EPA announced its intention to retain, without changes, the 2012 PM NAAQS. This action was finalized by the EPA on December 18, 2020. On March 6, 2024, the EPA finalized a rule lowering the level of the annual 24-hour PM<sub>2.5</sub> standards for fine PM NAAQS from 12.0 ug/m<sup>3</sup> to 9.0 ug/m<sup>3</sup>. The more stringent NAAQS, requires new SIPs to be developed and filed with the EPA, which may trigger additional control technology for mining equipment or coal-burning facilities, or result in additional challenges to permitting and expansion efforts. The revised NAAQS has been challenged by industry participants and litigation remains ongoing.

*Cross State Air Pollution Rule, or CSAPR.* The CAA includes a so-called Good Neighbor Provision that requires upwind states to eliminate their significant contributions to downwind states' nonattainment of the NAAQS. On July 6, 2011, the EPA finalized the CSAPR, which was meant to satisfy this Good Neighbor Provision. CSAPR requires the District of Columbia and 27 states from Texas eastward (not including the New England states or Delaware) to reduce power plant emissions that cross state lines and significantly contribute to ozone and/or fine particle pollution in downwind states. Following litigation in the D.C. Circuit and U.S. Supreme Court, the first phase of the nitrogen oxide and SO<sub>2</sub> emissions reductions required by CSAPR commenced in January 2015; further reductions of both pollutants in the second phase of CSAPR became effective in January 2017.

On March 15, 2021, the EPA finalized a rule update that requires additional emissions reduction of nitrogen oxides from power plants in twelve states. Additional emission reduction requirements in these states could adversely affect the demand for coal.

On April 30, 2021, the EPA finalized the Revised CSAPR Update Rule, which fully addressed twenty-one states' outstanding interstate pollution transport obligations for the 2008 NAAQS for ozone. For nine states, the EPA found that their projected 2021 emissions do not significantly contribute to non-attainment and/or maintenance problems in downwind states. The remaining twelve states were found to contribute to the non-attainment and/or maintenance problems in downwind states. The EPA indicated that it would issue new or amended Federal Implementation Plans requiring additional emissions reductions from electricity generating units in those states beginning in the 2021 ozone season.

*Mercury and Air Toxic Standards, or MATS.* The EPA published the final MATS rule in the Federal Register on February 16, 2012. The MATS rule revised the New Source Performance Standards, or NSPS, for nitrogen oxides, SO<sub>2</sub> and PM for new and modified coal-fueled electricity generating plants, and imposed Maximum Achievable Control Technology, or MACT, emission limits on hazardous air pollutants, or HAPs, from new and existing coal-fueled and oil-fueled electricity generating plants. MACT standards limit emissions of mercury, acid gas HAPs, non-mercury HAP metals and organic HAPs. The rule provided three years for compliance with MACT standards and a possible fourth year if a state permitting agency determined that such was necessary for the installation of controls. Though the MATS rule has been the subject of various legal challenges, the EPA reaffirmed the scientific, economic, and legal underpinnings of the MATS rule in February 2023. In May 2024, the EPA finalized even more stringent non-mercury metal surrogate filterable PM emission standards for all coal-fueled electricity generating plants and new mercury emission standards for lignite-powered units. This rule is currently subject to ongoing litigation. The more stringent regulations may increase the cost of coal-fired electric power generation and negatively impact the demand for coal.

*GHG Emissions Standards and Guidelines.* In 2014, the EPA proposed a sweeping rule, known as the "Clean Power Plan," to cut carbon emissions from existing electricity generating units, including coal-fired power plants. Following a series of legal challenges, the EPA commenced new rulemaking proceedings in October 2017, ultimately rescinding the Clean Power Plan and finalizing its replacement, the Affordable Clean Energy, or ACE rule, in June 2019. The ACE rule establishes emission guidelines for states to develop plans to address GHG emissions from existing coal-fired power plants. Like its predecessor, the ACE rule was subject to significant litigation and was remanded to the EPA for further action.

On April 25, 2024, the EPA finalized a rule that (1) repeals the ACE rule, (2) established guidelines for GHG emissions from existing fossil-fuel fired steam generating EGUs, (3) finalizes revisions to the NSPS for GHG emissions from new and reconstructed fossil fuel-fired stationary combustion turbine EGUs, and (4) finalizes revisions to the NSPS for GHG emissions from fossil fuel fired steam generating EGUs that undertake a large modification. The final rule requires widespread implementation of carbon capture and sequestration and use of

## Table of Contents

green hydrogen. The new rules may require significant capital expenditure to develop the infrastructure necessary for compliance and could impact our customers and future demand for coal.

There have also been numerous challenges to the permitting of new coal-fired power plants by environmental organizations and state regulators for concerns related to GHG emissions. For instance, various state regulatory authorities have rejected the construction of new coal-fueled power plants based on the uncertainty surrounding the potential costs associated with GHG emissions under future laws. In addition, several permits issued to new coal-fueled power plants without GHG emission limits have been appealed to the EPA's Environmental Appeals Board. A federal appeals court allowed a lawsuit pursuing federal common law claims to proceed against certain utilities on the basis that they may have created a public nuisance due to their emissions of carbon dioxide, while a second federal appeals court dismissed a similar case on procedural grounds. The U.S. Supreme Court overturned that decision in June 2011, holding that federal common law provides no basis for public nuisance claims against utilities due to their carbon dioxide emissions. The U.S. Supreme Court did not, however, decide whether similar claims can be brought under state common law. As a result, tort-type liabilities remain a concern. To the extent that these risks affect our current and prospective customers, they may reduce the demand for coal-fired power, and may affect long-term demand for coal.

**Regional Haze.** The EPA promulgated a regional haze program designed to protect and to improve visibility at and around Class I Areas, which are generally national parks, national wilderness areas and international parks. This program may restrict the construction of new coal-fired power plants, the operation of which may impair visibility at and around the Class I Areas. Additionally, the program requires certain existing coal-fired power plants to install additional control measures designed to limit haze-causing emissions, such as SO<sub>2</sub>, nitrogen oxide and PM. On August 30, 2022, the EPA issued a final action finding that 15 states had failed to submit SIPs by the July 31, 2021 deadline. Such failure triggers a two year deadline for the EPA to promulgate a Federal Implementation Plan unless the states submit and the EPA approves a SIP that meets the applicable requirements. If states adopt SIPs with more stringent requirements, demand for coal could be affected.

**New Source Review, or NSR.** Pursuant to NSR regulations, stationary sources of air pollution must obtain an NSR permit prior to beginning construction of a new "major" source of emissions or a "major" modification of an existing major source. If a project is determined to trigger NSR, Prevention of Significant Deterioration regulations require the project to implement Best Available Control Technology and/or Non-Attainment New Source Review Lowest Achievable Emission Rate control technology.

Beginning in the late 1990s, the EPA filed lawsuits against owners of many coal-fired power plants in the eastern U.S. alleging that the owners performed non-routine maintenance, causing increased emissions that should have triggered the application of these NSR standards. Some of these lawsuits have been settled with the owners agreeing to install additional emission control devices in their coal-fired power plants. In recent years, the EPA proposed and promulgated several revisions to its NSR regulations and policies concerning NSR permitting. For example, in 2023, the EPA issued a rule that would require additional sources to consider fugitive emissions when determining if NSR has been triggered. Remaining litigation and uncertainty around the NSR program rules could impact demand for coal.

**Coke Oven Batteries and Coke Ovens.** Coke Oven Batteries and Coke Ovens: Pushing, Quenching, and Battery Stacks are two source categories regulated by the CAA. On July 5, 2024, the EPA finalized amendments to the emissions standards for Coke Ovens which lower the limits for leaks from doors, lids, and offtakes, require fence line monitoring for benzene and impose new emissions standards for previously unregulated HAPs within the category such as hydrogen chloride, hydrogen fluoride, and mercury. These standards may impact our current and prospective customers and reduce long-term demand for coal.

### **Clean Water Act of 1972**

The U.S. Clean Water Act of 1972, or the CWA, and corresponding state law governs the discharge of toxic and non-toxic pollutants into the waters of the U.S. CWA requirements may directly or indirectly affect U.S. coal mining operations.

**Water Discharge.** The CWA and corresponding state laws affect coal mining operations by imposing restrictions on discharges of wastewater into waters of the U.S. through the National Pollutant Discharge Elimination System, or NPDES, or an equally stringent program delegated to a state agency. The EPA and states may develop standards and limitations for certain pollutants, including through the technology-based standard program and water quality standard program. These restrictions often require us to pre-treat the wastewater prior to discharging it. NPDES permits require regular monitoring, reporting and compliance with effluent limitations. New requirements under the CWA and corresponding state laws may cause us to incur significant additional costs that could adversely affect our operating results.

## Table of Contents

*Dredge and Fill Permits.* Many mining activities, such as the development of refuse impoundments, fresh water impoundments, refuse fills, and other similar structures, may result in impacts to waters of the U.S., including wetlands, streams and, in certain instances, man-made conveyances that have a hydrologic connection to such streams or wetlands. Under the CWA, coal companies are also required to obtain a Section 404 permit from the USACE prior to conducting certain mining activities, such as the development of refuse and slurry impoundments, fresh water impoundments, refuse fills and other similar structures that may affect waters of the U.S., including wetlands, streams and, in certain instances, man-made conveyances that have a hydrologic connection to streams or wetlands. The USACE is authorized to issue general “nationwide” permits for specific categories of activities that are similar in nature and that are determined to have minimal adverse effects on the environment. Permits issued pursuant to Nationwide Permit 21, or NWP 21, generally authorize the disposal of dredged and fill material from surface coal mining activities into waters of the U.S., subject to certain restrictions. Since March 2007, permits under NWP 21 were reissued for a five-year period with new provisions intended to strengthen environmental protections. There must be appropriate mitigation in accordance with nationwide general permit conditions rather than less restricted state-required mitigation requirements, and permit holders must receive explicit authorization from the USACE before proceeding with proposed mining activities. The USACE may also issue individual permits for mining activities that do not qualify for NWP 21.

For many years, there has been uncertainty surrounding the definition of the “waters of the U.S.” scope of CWA jurisdiction. On August 29, 2023, the EPA and the Department of the Army issued a final rule revising the definition of “waters of the U.S.” under the CWA. This rule conforms with the U.S. Supreme Court’s decision in *Sackett v. Environmental Protection*, 598 U.S. 651 (2023). The revised definition and the U.S. Supreme Court’s decision in *Sackett* narrow agency jurisdiction under the CWA. However, due to ongoing litigation, implementation of the revised definition has been delayed in several states and territories. It is uncertain what impact this may have on our operations.

*Effluent Limitations Guidelines for the Steam Electric Power Generating Industry.* On September 30, 2015, the EPA published a final rule setting new or additional requirements for various wastewater discharges from steam electric power plants. The rule set zero discharge requirements for some waste streams, as well as new, more stringent limits for arsenic, mercury, selenium and nitrogen applicable to certain other waste streams.

On August 31, 2020, the EPA finalized a rule to revise the guidelines and standards for the steam electric power generating point source category applicable to two categories of wastewater streams regulated by the 2015 rule: flue gas desulfurization wastewater, or FGD, and bottom ash transport water, or BA. With respect to FGD, selenium standards are less stringent than under the 2015 rule, and certain types of facilities, such as facilities with high FGD flow, low utilization boilers and those set to retire coal combustion units, are subject to less stringent effluent limits. The compliance deadline for FGD technology-based wastewater limits was extended from December 31, 2023 to December 31, 2025. On May 9, 2024, the EPA finalized new rules to revise the technology-based effluent limitations guidelines and standards for the steam electric power generating point source category applicable to FGD wastewater, BA transport water, and combustion residual leachate at existing sources. These rules may significantly increase costs for many coal-fired steam electric power plants and may impact demand for coal.

### **Surface Mining Control and Reclamation Act of 1977**

The Surface Mining Control and Reclamation Act of 1977, or the SMCRA, which is administered by the U.S. Office of Surface Mining Reclamation and Enforcement, or OSM, establishes operational, reclamation and closure standards for all aspects of surface mining and many aspects of underground mining in the U.S.

Under the SMCRA, a state may submit a qualifying surface mining regulatory scheme to the OSM, and request to exert exclusive jurisdiction over surface mining activities within its territory. If OSM finds that the state’s scheme meets SMCRA’s requirements and gives approval, the state becomes the primary regulatory authority with oversight from OSM. Each of Virginia, West Virginia and Pennsylvania, where our Buchanan, Logan and Mon Valley operations are based, has adopted qualifying surface mining regulatory schemes and has primary jurisdiction over surface mining activities within their respective territories. However, even if a state gains approval for its surface mining regulatory program, the OSM retains significant federal oversight, including the ability to perform inspections of all surface mining sites to ensure state program and mine operator compliance with federal minimum standards. The OSM and its state counterparts also oversee and evaluate standards of:

- performance (both during operations and during reclamation);
- permitting (applications must describe the pre-mining environmental conditions and land use, the intended mining and reclamation standards, and the post-mining use);

## Table of Contents

- financial assurance (SMCRA requires that mining companies post a bond sufficient to cover the cost of reclaiming the site, and the bond is not released until mining is complete, the land has been reclaimed and the OSM has approved the release);
- inspection and enforcement (including the issuance of notices of violation and the placement of a mining operation, its owners and controllers on a federal database known as the Applicant Violator System, meaning that such person or entity is blocked from obtaining future mining permits); and
- land restrictions (SMCRA prohibits surface mining on certain lands and also allows citizens to challenge surface mining operations on the grounds that they will cause a negative environmental impact).

Under the SMCRA and its state law counterparts, all coal mining applications must include mandatory “ownership and control” information, which generally includes listing the names of the operator’s officers and directors, and its principal stockholders owning 10% or more of its voting shares, among others. Regulations under the SMCRA and its state analogues provide that a mining permit or modification can, under certain circumstances, be delayed, refused or revoked if we or any entity that owns or controls us or is under common ownership or control with us have unabated permit violations or have been the subject of permit or reclamation bond revocation or suspension.

The permitting required for coal mining continues to be the subject of increasingly stringent regulatory and administrative requirements and extensive activism and litigation by environmental groups. After a permit application is prepared and submitted to the regulatory agency, it goes through a completeness and technical review. Regulatory authorities have considerable discretion in the timing of the permit issuance and the public has the right to comment on and otherwise engage in the permitting process, including public hearings and through intervention in the courts. Before a SMCRA permit is issued, a mine operator must submit a bond or other form of financial security to guarantee the performance of reclamation bonding requirements.

SMCRA provides for three categories of bonds: surety bonds, collateral bonds and self-bonds. For our U.S. Operations, we meet our reclamation bonding requirements by posting surety bonds and participation in the Commonwealth of Virginia bond pool. Our total amount of reclamation surety bonds outstanding was \$24.1 million as of December 31, 2024. The surety bond requirements for a mine represent the calculated cost to reclaim the current operations if it ceased to operate in the current period. The cost calculation for each surety bond must be completed according to the regulatory authority of each state.

The SMCRA Abandoned Mine Land Fund requires a fee on all coal produced in the U.S. The proceeds are used to rehabilitate lands mined and left unreclaimed prior to August 3, 1977 and to pay health care benefit costs of orphan beneficiaries of the Combined Fund created by the Coal Industry Retiree Health Benefit Act of 1992. The fee amount can change periodically based on changes in federal legislation. See Item 2. “Properties” for information regarding reclamation and other taxes applicable to our U.S. mining properties.

### ***National Environmental Policy Act of 1969***

The National Environmental Policy Act of 1969, or NEPA, applies to mining operations or permitting requirements that require federal approvals. NEPA defines the processes for evaluating and communicating environmental impact of “major federal actions” significantly affecting the quality of the human environment, such as the permitting of new mine development on federal lands. NEPA requires federal agencies, such as the EPA or the OSM, to incorporate environmental considerations in their planning and decision-making. The federal agency carrying out the requirements of NEPA must prepare a detailed statement assessing the environmental impact of and alternatives to the particular action requiring agency approval. These statements are referred to as Environmental Impact Statements or Environmental Assessments. As codified in the Fiscal Responsibility Act of 2023, environmental impact statements must include any reasonably foreseeable climate change-related effects of a proposed action, reasonably foreseeable effects that cannot be avoided, and a reasonable range of alternatives. Interim guidance issued in January 2023 by the White House Council on Environmental Quality instructs federal agencies to consider climate change impacts of a proposed action, including both GHG emissions and reductions, and recommends consideration of additional context for GHG emissions, such as social cost of GHG estimates. It is possible that future mining permitting decisions will require more significant analysis of potential climate change impacts.

### ***Resource Conservation and Recovery Act of 1976***

The Resource Conservation and Recovery Act of 1976, or RCRA, affects U.S. coal mining operations by establishing “cradle to grave” requirements for the generation, transportation, treatment, storage and disposal of solid and hazardous wastes. RCRA also addresses the environmental effects of certain past hazardous waste treatment, storage and disposal practices, and may require a current or past site owner or operator to remove

## Table of Contents

improperly disposed hazardous wastes. RCRA also sets forth a framework for managing certain non-hazardous solid wastes.

Although coal combustion residuals, or CCR, are exempted from regulation as a hazardous waste, CCR disposal is regulated under RCRA. On December 19, 2014, the EPA finalized a CCR rule setting nationwide waste standards for CCR disposal. On August 24, 2018, the U.S. Court of Appeals for the D.C. Circuit held that certain provisions of the EPA's CCR rule were not sufficiently protective, and it invalidated those provisions. Since then, the EPA has finalized changes to its CCR regulations, which include, in part, regulating unlined ponds but extending certain compliance deadlines related to their closure, allowing site-specific alternate liner determinations, and modifying standards regarding beneficial use and assessment of environmental harm. On May 8, 2024, the EPA finalized new regulatory requirements for inactive CCR surface impoundments at inactive utilities that would require closure of such so-called "legacy" CCR surface impoundments.

The EPA regulations on CCR management and disposal exempt coal ash that is disposed of at mine sites and reserve any regulation thereof to the OSM. After proposing CCR regulations in 2007, the OSMRE suspended all rulemaking actions on CCRs, but could re-initiate them in the future.

### ***Comprehensive Environmental Response, Compensation, and Liability Act of 1980***

The Comprehensive Environmental Response, Compensation and Liability Act of 1980, or CERCLA, authorizes the federal government and private parties to recover costs to address threatened or actual releases of hazardous substances (broadly defined) that may endanger public health or the environment. Current owners and operators of contaminated sites, past owners and operators of contaminated sites at the time hazardous substances were disposed, parties that arranged for the disposal or transport of the hazardous substances and transporters of hazardous substances could be potentially responsible parties, or PRPs, under CERCLA. PRPs may be liable for costs related to contaminated sites, including, but not limited to, site investigation and cleanup costs incurred by the government or other parties, damages to natural resources and costs of certain health assessments or studies.

We could face liability under CERCLA and similar state laws for contamination discovered at properties that (1) we currently own, lease or operate, (2) we, our predecessors, or former subsidiaries have previously owned, leased or operated, (3) sites to which we, our predecessors or former subsidiaries, sent waste materials, and (4) sites at which hazardous substances from our facilities' operations have otherwise come to be located.

### ***Federal Mine Safety and Health Act of 1977***

The Federal Mine Safety and Health Act of 1977, or the Mine Act, which was amended by the Mine Improvement and New Emergency Response Act of 2006, or the MINER Act, governs federal oversight of mine safety and authorizes the U.S. Department of Labor's Mine Safety and Health Administration, or MSHA, to regulate safety and health conditions for employees working in mines within the U.S., and to enforce various mandatory health and safety requirements. The Mine Act mandates four annual inspections of underground coal mines, two annual inspections of all surface coal mines, and permits inspections in response to employee complaints of unsafe working conditions. The statute and its regulations also mandate miner training, mine rescue teams for all underground mines, and involvement of miners and their representatives in health and safety activities. MSHA has also promulgated regulations governing a wide range of activities, including roof support, ventilation, combustible materials, electrical equipment, fire protection, explosives and blasting, and mine emergencies. MSHA has the statutory authority to issue civil penalties for non-compliance, to set the period for abatement of violations, and to seek injunctive relief requiring a company to cease operations until certain conditions are corrected. The MINER Act requires mine specific emergency response plans in underground coal mines, implemented new regulations regarding mine rescue teams and sealing of abandoned areas, requires prompt notification of mine accidents, and imposes enhanced civil and criminal penalties for violations. MSHA continues to interpret and implement various provisions of the MINER Act, along with introducing new proposed regulations and standards. For example, the second phase of MSHA's respirable coal mine dust rule went into effect in February 2016 and requires increased sampling frequency and the use of continuous personal dust monitors. In August 2016, the third and final phase of the rule became effective, reducing the overall respirable dust standard in coal mines from 2.0 to 1.5 milligrams per cubic meter of air. On April 18, 2024, MSHA issued a final rule concerning respirable crystalline silica that lowers the permissible exposure limit and require other safety measures such as exposure sampling and medical surveillance.

### ***Black Lung (Coal Worker's Pneumoconiosis)***

The Mine Act amended the Federal Coal Mine Health and Safety Act of 1969, which is the legislation that mandates compensation for miners who were totally and permanently disabled by the progressive respiratory disease caused by coal workers' pneumoconiosis, or black lung. Under current federal law, a U.S. coal mine

## Table of Contents

operator must pay federal black lung benefits and medical expenses to claimants who are current employees, and to claimants who are former employees who last worked for the operator after July 1, 1973, and whose claims for benefits are allowed. Coal mine operators must also make payments to a trust fund for the payment of benefits and medical expenses to claimants who last worked in the coal industry prior to July 1, 1973. The trust fund is funded by an excise tax on sales of U.S. production, excluding export sales excluding export sales. Under the Inflation Reduction Act of 2022, the excise tax rates are 4.4% of gross sales price, not to exceed \$1.10 per ton of underground coal and \$0.55 per ton of surface coal.

In December 2024, the Office of Workers' Compensation Programs finalized a rule making certain reforms to the self-insurance process for coal mine operators.

Historically, very few of the miners who sought federal black lung benefits were awarded these benefits; however, the approval rate has increased following implementation of black lung provisions contained in the Patient Protection and Affordable Care Act of 2010, or the Affordable Care Act. The Affordable Care Act introduced significant changes to the federal black lung program, including an automatic survivor benefit paid upon the death of a miner with an awarded black lung claim, and established a rebuttable presumption with regard to pneumoconiosis among miners with 15 or more years of coal mine employment that are totally disabled by a respiratory condition. These changes could have a material impact on our costs expended in association with the federal black lung program. In addition to possibly incurring liability under federal statutes, we may also be liable under state laws for black lung claims. See Note 18 to the accompanying audited Consolidated Financial Statements for further information on applicable insurance coverage.

### ***Endangered Species Act of 1973***

The Endangered Species Act of 1973 governs the protection of endangered species in the U.S. and requires the U.S. Department of the Interior's Fish and Wildlife Service and the National Oceanic and Atmospheric Administration's National Marine Fisheries Service to formally review any federally authorized, funded or administered action that could negatively affect endangered or threatened species. Changes in listings of endangered species or requirements under these regulations may impact costs and our ability to mine at locations where endangered species are observed or may be affected by mining operations.

### ***National Labor Relations Act of 1935***

The National Labor Relations Act of 1935, or the NLRA, governs collective bargaining and private sector labor and management relations. While we do not have a unionized workforce in the U.S., to the extent that non-supervisory employees decide to seek representation or engage in other protected concerted labor activities, the NLRA and the rules promulgated by the National Labor Relations Board, or NLRB, set the parameters for employees' and union activity and our response. The NLRA applies to both unionized and non-union workforces. Any employee complaints related to the pandemic and any related labor actions, if they are tied to terms and conditions of employment that affect the workforce generally, will be governed by the NLRA. In addition, NLRB-promulgated rules regarding joint employer status under the NLRA clarified the basis upon which contractors and vendors, as well as their employees (and the unions representing them), could allege that we are jointly and severally liable for any unfair labor practices or bargaining obligations of the third-party employer. While the rules made the joint employer test generally more employer-friendly, there is always the possibility of claims that we are a joint employer with a contractor or vendor.

### ***Regulation of explosives***

Our surface mining operations are subject to numerous regulations relating to blasting activities, including the Federal Safe Explosives Act, or SEA. SEA applies to all users of explosives. Knowing or willful violations of the SEA may result in fines, imprisonment, or both. In addition, violations of SEA may result in revocation of user permits and seizure or forfeiture of explosive materials. Pursuant to federal regulations, we incur costs to design and implement blast schedules and to conduct pre-blast surveys and blast monitoring. In addition, the storage of explosives is subject to strict regulatory requirements established by four different federal regulatory agencies. For example, pursuant to a rule issued by the Department of Homeland Security in 2007, facilities in possession of chemicals of interest, including ammonium nitrate at certain threshold levels, must complete a screening review in order to help determine whether there is a high level of security risk such that a security vulnerability assessment and site security plan will be required. The Bureau of Alcohol, Tobacco and Firearms and Explosives, or ATF, regulates the sale, possession, storage and transportation of explosives in interstate commerce. In August 2023, ATF proposed an amendment to its regulations to require annual reporting of explosive materials storage to local fire authorities. In addition to ATF regulation, the U.S. Department of Homeland Security continues to evaluate a proposed ammonium nitrate security program rule.

## [Table of Contents](#)

### **Available Information**

We file annual, quarterly and current reports and other documents with the SEC. The public can obtain any documents that we file with the SEC at [www.sec.gov](http://www.sec.gov). We also make available free of charge our Annual Report on Form 10-K, Quarterly Reports on Form 10-Q, Current Reports on Form 8-K and any amendments to those reports filed or furnished pursuant to Section 13(a) or 15(d) of the Exchange Act as soon as reasonably practicable after filing such materials with, or furnishing such materials to, the SEC, on or through our internet website, <https://coronadoglobal.com/>. We are not including the information contained on, or accessible through, any website as a part of, or incorporating it by reference into, this Annual Report on Form 10-K, unless expressly noted.

For personal use only

## Table of Contents

### ITEM 1A. RISK FACTORS.

*An investment in our securities is speculative and involves a number of risks. We believe the risks described below are the material risks most likely to affect the Company. However, the risks described below may not be the only risks that we face. Additional unknown risks or risks that we currently consider immaterial, may also impair our business operations. You should carefully consider the specific risk factors discussed below, together with the information contained in this Annual Report on Form 10-K, including Item 7. "Management's Discussion and Analysis of Financial Condition and Results of Operations" and our Consolidated Financial Statements and the related notes to those statements included elsewhere in this Annual Report on Form 10-K. If any of the events or circumstances described below actually occurs, our business, financial condition or results of operations could suffer, and the trading price of our securities could decline significantly in future periods.*

*Some of these principal risk factors include:*

- Concerns about the environmental impacts of coal combustion, including possible impacts on global climate issues, are resulting in increased regulation of coal combustion and coal mining in many jurisdictions, which could adversely impact our financial condition or results of operations;*
- We are subject to risks from both the global transition to a net-zero emissions economy and the potential physical impacts of climate change;*
- Our business may be materially and adversely affected by the impact on the global economy due to, among other events, significant geopolitical tensions, including ongoing civil unrest or wars, or pandemics;*
- Our profitability depends upon the prices we receive for our coal. Prices for coal are volatile and can fluctuate widely based upon a number of factors beyond our control;*
- Demand for our Met coal is significantly dependent on the steel industry;*
- We face increasing competition, which could adversely affect profitability;*
- Evolving tariffs, regulations and other restrictions on international trade may impact our ability to access international markets and impact our ability to plan for future investments;*
- If transportation for our coal becomes unavailable or uneconomical for our customers, our ability to sell coal could suffer;*
- Take-or-pay arrangements within the coal industry could unfavorably affect our profitability;*
- A decrease in the availability or increase in costs of key supplies, capital equipment, commodities and purchased components, such as diesel fuel, steel, explosives and tires could materially and adversely affect our financial condition and results of operations;*
- Defects in title or loss of any leasehold interests in our properties could limit our ability to mine these properties or result in significant unanticipated costs;*
- A shortage of skilled labor in the mining industry could pose a risk to achieving improved labor productivity;*
- Risks inherent to mining operations could impact the amount of coal produced, cause delay or suspend coal deliveries, or increase the cost of operating our business;*
- Our long-term success depends upon our ability to continue discovering, or acquiring and developing assets containing, coal reserves that are economically recoverable;*
- We rely on estimates of our recoverable resources and reserves, which are complex due to geological characteristics of the properties and the number of assumptions made;*
- Our profitability could be affected adversely by the failure of suppliers and/or outside contractors to perform;*
- Our inability to replace or repair damaged or destroyed equipment or facilities in a timely manner could materially and adversely affect our financial condition and results of operations;*
- Our ability to operate effectively could be impaired if we lose key personnel or fail to attract qualified personnel;*
- We may not have adequate insurance coverage for some business risks;*
- Cybersecurity incidents, attacks and other similar crises or disruptions could interrupt or disrupt our information technology systems, or those of our third-party business partners, which could, among other things, negatively affect our business, financial condition and results of operations;*

## Table of Contents

- *The loss of, or significant reduction in, purchases by our largest customers could adversely affect our revenues;*
- *Our existing and future indebtedness may limit cash flow available to invest in the ongoing needs of our businesses, which could prevent us from fulfilling our obligations under our senior secured notes, senior secured asset-based revolving credit agreement in an initial aggregate principal amount of \$150.0 million, or the ABL Facility, and other debt, and we may be forced to take other actions to satisfy our obligations under our debt, which may not be successful;*
- *We adjust our capital structure from time to time and may need to increase our debt leverage, which would make us more sensitive to the effects of economic downturns;*
- *Our business may require substantial ongoing capital expenditures, and we may not have access to the capital required to reach full productive capacity at our mines;*
- *Risks related to our investment in WICET may adversely affect our financial condition and results of operations;*
- *Risks related to the Supply Deed with Stanwell may adversely affect our financial condition and results of operations;*
- *We could be adversely affected if we fail to appropriately provide financial assurances for our obligations;*
- *Mine closures entail substantial costs. If we prematurely close one or more of our mines, our operations and financial performance would likely be adversely affected;*
- *If the assumptions underlying our provision for reclamation and mine closure obligations prove to be inaccurate, we could be required to expend greater amounts than anticipated;*
- *We are subject to extensive health and safety laws and regulations that could have a material adverse effect on our reputation and financial condition and results of operations;*
- *We could be negatively affected if we fail to maintain satisfactory labor relations;*
- *Our operations may impact the environment or cause exposure to hazardous substances, which could result in material liabilities to us; and*
- *We are subject to extensive forms of taxation, which impose significant costs on us, and future regulations and developments could increase those costs or limit our ability to produce coal competitively.*

### Sustainability Risks

**Concerns about the environmental impacts of coal combustion, including possible impacts on global climate issues, are resulting in increased regulation of coal combustion and coal mining in many jurisdictions, which could adversely impact our financial condition or results of operations.**

Global concerns about climate change continues to attract considerable attention, particularly in relation to the coal industry. Emissions from coal consumption, both directly and indirectly, and emissions from coal mining itself are subject to pending and proposed regulation as part of initiatives to address global climate change. A number of countries, including Australia and the United States, have already introduced, or are contemplating the introduction of, regulatory responses to GHGs, including the extraction and combustion of fossil fuels, to address the impacts of climate change.

There are three primary sources of GHGs associated with the coal industry. First, the end use of our coal by our customers in coal-fired electricity generation, coke plants, and steelmaking. Second, combustion of fuel by equipment used in coal production and to transport our coal to our customers. Third, coal mining itself can release methane, which is considered to be a more potent GHG than carbon dioxide, directly into the atmosphere. These emissions from coal consumption, transportation and production are subject to active, pending and proposed regulation, in the jurisdictions in which we operate as part of initiatives to address global climate change.

As a result, numerous proposals have been made and are likely to continue to be made at the international, national, regional and state levels of government to monitor, limit and reduce emissions of GHGs.

The Australian Federal Government's Safeguard Mechanism is a legislative framework to incentivize emissions reductions, through declining emissions limits, called baselines, predictably and gradually on a trajectory consistent with achieving the Government's emissions reduction target of 43% below 2005 levels by 2030 and net zero by 2050. The legislative framework includes credits to provide an incentive to companies to go below their baselines.

## Table of Contents

The Australian Federal Government's Safeguard Mechanism applies to industrial facilities emitting more than 100,000 tons of carbon dioxide equivalent per year, including in electricity, mining, oil and gas production, manufacturing, transport and waste facilities.

In accordance with the Safeguard Mechanism, Curragh has established a production-adjusted (intensity) baseline for covered emissions (Scope 1). The Curragh emissions intensity determination, or EID, has been calculated and approved by the Clean Energy Regulator as EID = 0.0482 tCO<sub>2</sub>e- per ROM Mt. The EID adjusts over time with 4.9% reduction and change to an industry specific intensity factor (0.653 tCO<sub>2</sub>e- per ROM Mt) year on year. The Company has submitted an application for a multi-year monitoring period.

Curragh will be required to take action to keep its net Scope 1 emissions at or below the baseline through emissions reduction, by for example, purchasing SMCs from another facility, captured by the Safeguard Mechanism, purchasing and surrendering ACCUs, or face enforcement measures.

The absence of regulatory certainty, global policy inconsistencies and direct regulatory impacts (such as carbon taxes or other charges) each have the potential to adversely affect our operations—either directly or indirectly, through suppliers and customers. At present, we are principally focused on Met coal production, which is not used in connection with the production of coal-fired electricity generation. The market for our coal may be adversely impacted if comprehensive legislation or regulations focusing on GHG emission reductions are adopted, particularly if they directly or indirectly impact the Met coal industry. The potential financial impact on us of such future legislation or regulations will depend upon the degree to which any such legislation or regulations force us or our customers to diminish reliance on coal. That, in turn, will depend on a number of factors, including the specific requirements imposed by any such legislation or regulations and the time periods over which such legislation or regulations would be phased in. Collectively, these initiatives and developments could result in higher electricity costs to us or our customers or lower the demand for coal used in electricity generation, which could adversely impact our business.

***We face risks from both the global transition to a net-zero emissions economy and the potential physical impacts of climate change.***

We face risks from both the global transition to a net-zero emissions economy and the potential physical impacts of climate change. Such risks may involve financial, policy, legal, technological, reputational and other impacts as we meet various mitigation and adaptation requirements.

The transition to a net-zero emissions economy is driven by many factors, including, but not limited to, legislative and regulatory rulemaking processes, campaigns undertaken by non-governmental organizations to minimize or eliminate the use of coal, and the sustainability-related policies of financial institutions and other private companies. We have experienced, and may in the future experience, negative effects on its results of operations due to the following specific risks as a result of such factors: electricity generators switching from coal to alternative fuels, when feasible; increased costs associated with regulatory compliance; unfavorable impact of regulatory compliance on supply and demand fundamentals, such as limitations on financing or construction of new mining operations; unfavorable costs of capital and access to financial markets and products due to the policies of financial institutions; disruption to operations or markets due to anti-coal activism and litigation; and reputational damage associated with involvement in GHG emissions.

We and our customers may also have to invest in carbon-capture, usage and storage technologies in order to burn thermal coal and comply with future GHG emission standards. The potential direct and indirect financial impact on us from future laws, regulations, policies and technology developments may depend upon the degree to which any such laws, regulations and developments force the market and customers to reduce reliance on coal as a fuel source. Such developments could result in adverse impacts on our financial condition or results of operations. See Item 1. "Business—Regulatory Matters—Australia" and "Business—Regulatory Matters—United States."

With respect to the potential or actual physical impacts of climate change, we have experienced, or may in the future experience, negative effects on our results of operations due to the following specific risks as a result of such factors: disruptions to production and transportation, including as a result of extreme wet weather events; disruption to water supplies vital to mining operations; and damage to our, our customers' or our suppliers' equipment, or third-party infrastructure, resulting from adverse weather conditions or changes in environmental trends and conditions.

Such risks from both the global transition to a net-zero emissions economy and the potential physical impacts of climate change could result in adverse impacts on our financial condition or results of operations.

## Table of Contents

***In times of drought and/or shortage of available water, our operations and production, particularly at Curragh, could be negatively impacted if the regulators impose restrictions on our water offtake licenses that are required for water used in the CPPs.***

In Queensland, all rights to the use, control, and flow of water are vested in the state and regulated under the Water Act 2000 (Qld). Water allocations made under this legislation are managed by operators, such as SunWater Ltd, who administer their supply through designated schemes.

For our Curragh Mine, we have secured the required water allocations from SunWater Ltd and formalised delivery arrangements through infrastructure agreements, including channel, pipeline, and river supply agreements.

The amount of water that is available to be taken under a water entitlement will vary from year to year and is determined by water sharing rules of the relevant catchment area. These rules will, for example, state a procedure for water supply scheme holders to calculate the water available to an allocation holder, based on available and predicted supply. In situations of severely constrained supply (such as during a drought), supply contracts with the scheme operator generally provide for a reduced apportionment, with certain uses (e.g., domestic use) being given higher priority. It is possible that during times of drought our water offtake entitlements in Australia could be reduced. If our water offtake entitlement is reduced, our operations would have to recycle more of the water collected in on-site dams and former mining pits, from rainfall and dewatering activities, for use in the Curragh CPP. This may impact our ability to maintain current production levels without incurring additional costs, which could adversely impact our financial condition and results of operations.

### **Economic, Competitive and Industry Risks**

***Our business may be materially and adversely affected by the impact on the global economy due to, among other events, significant geopolitical tensions, including ongoing civil unrest or wars, or pandemics.***

Geopolitical tensions, including ongoing civil unrest and wars, and global pandemics or widespread public health concerns can have a significant impact on global markets, including influencing both the supply and demand of coal we sell into the export market and the cost or availability of supplies we consume in producing our coal.

For example, global markets are continuing to experience volatility and disruption with current geopolitical tensions and the military invasion of Ukraine by Russia. This military conflict has led to ongoing sanctions and other penalties being levied by the United States, the European Union and other countries against Russia, including expansive bans on imports and exports of products to and from Russia.

In addition, international, federal, state and local public health and governmental authorities' mandates in response to global pandemics could require forced shutdowns of our mines and other facilities in Australia and the U.S. for extended periods, restrict movement and the implementation of social distancing protocols and restrict travelling overseas or across borders (including interstate), affecting a number of our normal business practices and operations. These conflicts or pandemics could cause disruptions to mining operations, manufacturing operations and supply chains around the world. The extent and duration of such conflicts or pandemics could lead to market disruptions, including significant volatility in commodity prices, such as the coal we sell and diesel fuel we purchase, instability in the financial markets, higher inflation, supply chain interruptions, political and social instability as well as an increase in cyberattacks and espionage.

***Our profitability depends upon the prices we receive for our coal. Prices for coal are volatile and can fluctuate widely based upon a number of factors beyond our control.***

We generate revenue from the sale of coal and our financial results are materially impacted by the prices we receive. Prices and quantities under Met coal sales contracts with North American customers are generally based on expectations of the next year's coal prices at the time the contract is entered into, renewed, extended or re-opened. Pricing in the global seaborne market is typically set on a rolling quarterly average benchmark price.

Sales by our U.S. Operations to the export market are typically priced with reference to a benchmark index. Sales by our Australian Operations have typically been contracted on an annual basis and are priced with reference to benchmark indices or bilaterally negotiated term prices and spot indices. As a result, a significant portion of our revenue is exposed to movements in coal prices and any weakening in Met or thermal coal prices would have an adverse impact on our financial condition and results of operations.

The expectation of future prices for coal depends upon many factors beyond our control, including the following:

- the current market price of coal;

## Table of Contents

- overall domestic and global economic conditions, including inflationary conditions and the supply of and demand for domestic and foreign coal, coke and steel;
- the consumption pattern of industrial consumers, electricity generators and residential users;
- adverse weather conditions in our markets that affect our ability to produce Met coal or affect the demand for thermal coal;
- competition from other coal suppliers;
- technological advances affecting the steel production process and/or energy consumption;
- the costs, availability and capacity of transportation infrastructure; and
- the impact of domestic and foreign governmental policy, laws and regulations, including the imposition of tariffs, environmental and climate change regulations and other regulations affecting the coal mining industry, including regulations and measures introduced in response to global pandemics.

Met coal continues to be a volatile commodity. The demand and supply in the Met coal industry changes from time to time. There are no assurances that oversupply will not occur, that demand will not decrease or that overcapacity will not occur, which could cause declines in the prices of coal, which could have a material adverse effect on our financial condition and results of operations.

In addition, coal prices are highly dependent on the outlook for coal consumption in large Asian economies, such as China, India, South Korea and Japan, as well as any changes in government policy regarding coal or energy in those countries. Seaborne Met coal import demand can also be significantly impacted by the availability of local coal production, particularly in the leading Met coal import countries of China and India, among others, and the competitiveness of seaborne Met coal supply, including from the leading Met coal exporting countries of Australia, the United States, Russia, Canada and Mongolia, among others.

### ***Demand for our Met coal is significantly dependent on the steel industry.***

The majority of the coal that we produce is Met coal that is sold, directly or indirectly, to steel producers and is used in BFs for steel production. Met coal, specifically high-quality HCC and low-volatile PCI, which is produced at most of our assets, has specific physical and chemical properties, which are necessary for efficient BF operation. Therefore, demand for our Met coal is correlated to demands of the steel industry. The steel industry's demand for Met coal is influenced by a number of factors, including: the cyclical nature of that industry's business; general economic and regulatory conditions and demand for steel; and the availability, cost and preference for substitutes for steel, such as aluminum, composites and plastics, all of which may impact the demand for steel products. Similarly, if new steelmaking technologies or practices are developed that can be substituted for Met coal in the integrated steel mill process, then demand for Met coal would be expected to decrease.

Although conventional BF technology has been the most economic large-scale steel production technology for a number of years, there can be no assurance that over the longer term, competitive technologies not reliant on Met coal would not emerge, which could reduce the demand and price premiums for Met coal. For example, an alternative steelmaking process utilizing electric arc furnaces does not use coal as a manufacturing input and accounted for 28.6% of steel production in 2023. In addition, a significant reduction in the demand for steel products would reduce the demand for Met coal, which could have a material adverse effect on our financial condition and results of operations.

### ***We face increasing competition, which could adversely affect profitability.***

Competition in the coal industry is based on many factors, including, among others, world supply, price, production capacity, coal quality and characteristics, transportation capability and costs, blending capability, brand name and diversified operations. We are subject to competition from Met coal producers from Australia, the United States, Russia, Canada, Mongolia and other Met coal producing countries. Should those competitors obtain a competitive advantage in comparison to us (whether by way of an increase in production capacity, higher realized prices, lower operating costs, export/import tariffs, being comparatively less impacted as a result of global pandemics or otherwise), such competitive advantage may have an adverse impact on our ability to sell, or the prices at which we are able to sell coal products. In addition, some of our competitors may have more production capacity as well as greater financial, marketing, distribution and other resources than we do and may be subject to less stringent environmental and other regulations than we are.

## Table of Contents

The ongoing consolidation of the global Met coal industry has contributed to increased competition, and our competitive position may be adversely impacted by further consolidation among market participants or by further competitors entering into and exiting bankruptcy proceedings under a lower cost structure. Similarly, potential changes to international trade agreements, trade concessions or other political and economic arrangements may benefit coal producers operating in countries other than the United States and Australia. Other coal producers may also develop or acquire new projects to increase their coal production, which may adversely impact our competitiveness. Some of our global competitors have significantly greater financial resources, such that increases in their coal production may affect domestic and foreign Met coal supply into the seaborne market and associated prices and impact our ability to retain or attract Met coal customers. In addition, our ability to ship our Met coal to non-U.S. and non-Australian customers depends on port and transportation capacity. Increased competition within the Met coal industry for international sales could result in us not being able to obtain throughput capacity at port facilities, as well as transport capacity, and could cause the rates for such services to increase to a point where it is not economically feasible to export our Met coal.

Increased competition, or a failure to compete effectively, in the markets in which we participate may result in a loss of market share and could adversely affect our financial condition and results of operations.

***Evolving tariffs, regulations and other restrictions on international trade may impact our ability to access international markets and impact our ability to plan for future investments.***

The majority of the Met coal produced by our Australian Operations is exported by seaborne transportation to steel producers (primarily in Asia). Met coal produced by our U.S. Operations is consumed regionally by North American steel producers or exported by seaborne transportation to steel producers (primarily in Asia, Europe and South America).

Our access to international markets may be subject to ongoing interruptions and trade barriers due to policies of individual countries, and the actions of certain interest groups to restrict the import or export of certain commodities. In addition, the Met coal that we export may be subject to tariffs. For example, during February 2025 the Chinese government announced tariffs on coal imported from the U.S. There can be no guarantee that additional tariffs, import quota restrictions, bans or other trade barriers will not be imposed (whether as a result of geopolitical tensions or for other reasons) for our products. We may or may not be able to access alternate markets for our coal should interruptions and trade barriers occur in the future, and we may be unable to pass the costs of tariffs on to our customers.

An inability for Met coal suppliers to access international markets may also result in an oversupply of Met coal and may result in a decrease in prices or the curtailment of production, which could have a material adverse effect on our financial condition and results of operations. Additionally, tariffs imposed by the U.S. on the import of certain steel products may impact foreign steel producers to the extent their production is imported into the U.S. Future tariffs could also further reduce imports of steel and increase U.S. Met coal demand from U.S. steel producers. This additional U.S. Met coal demand could be met by reducing exports of Met coal from our U.S. operations and redirecting that volume to domestic consumption.

Restrictions on international trade, including tariffs established by the U.S. and retaliatory tariffs from key trading partners, may limit international trade and adversely impact global economic conditions. We cannot ascertain the impact, if any, that such restrictions and tariffs may have on demand for our Met coal. These conditions could result in continuing uncertainty regarding our ability to access international markets and may limit our ability to plan for future investments, which could adversely affect our financial condition and results of operations.

***If transportation for our coal becomes unavailable or uneconomical for our customers, our ability to sell coal could suffer.***

Our mining operations produce coal, which is transported to customers by a combination of road, rail, barge and ship.

## Table of Contents

Typically, we sell coal at the mine gate and/or loaded into vessels at the port. While ordinarily our coal customers arrange and pay for transportation of coal from the mine or port to the point of use, we have entered into arrangements with third parties to gain access to transportation infrastructure and services where required, including road transport organizations, rail carriers and port owners. Where coal is exported or sold other than at the mine gate, the costs associated with these arrangements represent a significant portion of both the total cost of supplying coal to customers and of our production costs. As a result, the cost of transportation is not only a key factor in our cost base, but also in the purchasing decision of customers. Transportation costs may increase and we may not be able to pass on the full extent of cost increases to our customers. For example, where transportation costs are connected to market demand, costs may increase if usage by us and other market participants increases. Significant increases in transport costs due to factors such as fluctuations in the price of diesel fuel, electricity and demurrage or environmental requirements could make our coal less competitive when compared to coal produced from other regions and countries. As the transportation capacity secured by our port and rail agreements is based on assumed production volumes, we may also have excess transportation capacity (which, in the case of take-or-pay agreements, we may have to pay for even if unused) if our actual production volumes are lower than our estimated production volumes. Conversely, we may not have sufficient transportation capacity if our actual production volumes exceed our estimated production volumes, if we are unable to transport the full capacity due to contractual limitations or if any deterioration in our relationship with brokers and intermediaries results in a reduction in the proportion of coal purchased FOR from our U.S. Operations (and a corresponding increase in the proportion of coal purchased FOB).

The delivery of coal produced by our mining operations is subject to potential disruption and competition from other network users, which may affect our ability to deliver coal to our customers and may have an impact on productivity and profitability. Such disruptions to transportation services may include, among others:

- disruptions due to weather-related problems;
- key equipment or infrastructure failures;
- industrial action;
- rail or port capacity congestion or constraints;
- commercial disputes;
- failure to obtain consents from third parties for access to rail or land, or access being removed or not granted by regulatory authorities;
- changes in applicable regulations;
- failure or delay in the construction of new rail or port capacity; and
- terrorist attacks, natural disasters, the impact from global pandemics or other events.

Any such disruptions, or any deterioration in the reliability of services provided by our transportation service providers, could impair our ability to supply coal to our customers, result in decreased shipments and revenue and adversely affect our results of operations.

### ***Take-or-pay arrangements within the coal industry could unfavorably affect our profitability.***

Our Australian Operations generally contract port and rail capacity via long-term take-or-pay contracts for transport, currently with Aurizon Operations and Pacific National Pty Ltd, to and export from the Port of Gladstone via two main port terminals, RGTCT and WICET. We may enter into other take-or-pay arrangements in the future.

Where we have entered into take-or-pay contracts, we will generally be required to pay for our contracted port or rail capacity, even if it is not utilized by us or other shippers. Although the majority of our take-or-pay arrangements provide security over minimum port and rail infrastructure availability, unused port or rail capacity can arise as a result of varying unforeseen circumstances, including insufficient production from a given mine, a mismatch between the timing of required port and rail capacity for a mine, or an inability to transfer the used capacity due to contractual limitations, such as required consent of the provider of the port or rail services, or because the coal must emanate from specified source mines or be loaded onto trains at specified load points. Paying for unused transport capacity could materially and adversely affect our cost structures and financial performance. See Item 7. "Management's Discussion and Analysis of Financial Condition and Results of Operations" for a summary of our expected future obligations under take-or-pay arrangements as of December 31, 2024.

## Table of Contents

***A decrease in the availability or increase in costs of key supplies, capital equipment, commodities and purchased components, such as diesel fuel, steel, explosives and tires, could materially and adversely affect our financial condition and results of operations.***

Our mining operations require a reliable supply of large quantities of fuel, explosives, tires, steel-related products (including roof control materials), lubricants and electricity. The prices we pay for commodities are strongly impacted by the global market. In situations where we have chosen to concentrate a large portion of purchases with one supplier, it has been to take advantage of cost savings from larger volumes of purchases and to support security of supply. If the cost of any of these key supplies or commodities increases significantly, or if a source for these supplies or mining equipment is unable to meet our replacement demands our profitability could be reduced or we could experience a delay or halt in our production.

Prices for equipment, materials, supplies and employee labor contractor services increased during 2024. Similar to recent years, long-term inflationary pressures may result in such prices continuing to increase more quickly than expected. Inflation increases costs for materials, labor and services, and we may be unable to secure these resources on economically acceptable terms or offset such costs with increased revenues, operating efficiencies, or cost savings, which may adversely impact our financial condition, results of operations, liquidity, and cash flows.

Our coal production and production costs can be materially and adversely impacted by unexpected shortages or increases in the costs of consumables, spare parts, plant and equipment. For example, operation of the thermal dryer located at the CPP at Buchanan is dependent upon the delivery of natural gas and there is currently only one natural gas supplier in the area, an affiliate of CONSOL Energy. Although we have entered into a gas purchase agreement with CONSOL Energy, this agreement can be terminated by CONSOL Energy on 30 days' notice and any delay or inability to negotiate a replacement agreement would impact our costs of production as we would need to change our processing method at Buchanan.

***Defects in title or loss of any leasehold interests in our properties could limit our ability to mine these properties or result in significant unanticipated costs.***

In Queensland, where all of our Australian Operations are carried out, exploring or mining for coal is unlawful without a tenement granted by the Queensland government. The grant and renewal of tenements are subject to a regulatory regime and each tenement is subject to certain conditions. There is no certainty that an application for the grant of a new tenement or renewal of one of the existing Tenements at Curragh will be granted at all or on satisfactory terms or within expected timeframes. Further, the conditions attached to the Tenements may change at the time they are renewed. There is a risk that we may lose title to any of our granted Tenements if we fail to comply with the Tenement conditions and other applicable legislative requirements (including payment of State royalties) or if the land that is subject to the title is required for public purposes. The Tenements have expiration dates ranging from May 31, 2023 to July 31, 2044 and, where renewal is required, there is a risk that the Queensland government may change the terms and conditions of such Tenement upon renewal.

In the United States, title to a leased property and mineral rights is generally secured prior to permitting and developing a property. In some cases, we rely on title information or representations and warranties provided by our lessors, grantors or other third parties. Our right to mine some of our reserves may be adversely affected if defects in title or boundaries exist or if a lease expires. Any challenge to our title or leasehold interests could delay the exploration and development of the property and could ultimately result in the loss of some or all of our interest in the property and, accordingly, require us to reduce our estimated coal reserves. In addition, if we mine on property that we do not own or lease, we could incur civil damages or liability for such mining and be subject to conversion, negligence, trespass, regulatory sanction and penalties. Some leases have minimum production requirements or require us to commence mining operations in a specified term to retain the lease. Failure to meet those requirements could result in losses of prepaid royalties and, in some rare cases, could result in a loss of the lease itself.

In the United States, we predominantly access our mining properties through leases with a range of private landholders. If a default under a lease for properties on which we have mining operations resulted in the termination of the applicable lease, we may have to suspend mining or significantly alter the sequence of such mining operations, which may adversely affect our future coal production and future revenues.

To obtain leases or mining contracts to conduct our U.S. Operations on properties where defects exist or to negotiate extensions or amendments to existing leases, we may in the future have to incur unanticipated costs. In addition, we may not be able to successfully negotiate new leases or mining contracts for properties containing additional reserves or maintain our leasehold interests in properties where we have not commenced mining operations during the term of the lease.

## Table of Contents

A defect in our title or the loss of any lease or Tenement upon expiration of its term, upon a default or otherwise, could adversely affect our ability to mine the associated reserves or process the coal we mine.

***We may be unable to obtain, renew or maintain permits necessary for our operations, which would reduce coal production, cash flows and profitability.***

Our performance and operations depend on, among other things, being able to obtain on a timely basis, and maintain, all necessary regulatory approvals, including any approvals arising under applicable mining laws, environmental regulations and other laws, for our current operations, expansion and growth projects. Examples of regulatory approvals that we must obtain and maintain include mine development approvals, environmental permits and, in Australia, tenure and approvals relating to native title and indigenous cultural heritage. In addition, our operations depend on our ability to obtain and maintain consents from private land owners and good relations with local communities.

The requirement to obtain and maintain approvals and address potential and actual issues for former, existing and future mining projects is common to all companies in the coal sector. However, there is no assurance or guarantee that we will obtain, secure, or be able to maintain any or all of the required consents, approvals and rights necessary to maintain our current production profile from our existing operations or to develop our growth projects in a manner which will result in profitable mining operations and/or achieve our long-term production targets. The permitting rules, and the interpretations of these rules, are complex, change frequently and are often subject to the interpretation of the regulators that enforce them, all of which may make compliance more difficult or impractical, and may possibly preclude the continuance of ongoing operations or the development of future mining operations. Certain laws, such as the Surface Mining Control and Reclamation Act, or SMCRA, require that certain environmental standards be met before a permit is issued. The public, including non-governmental organizations, anti-mining and other activist groups and individuals, have certain statutory rights to comment upon and submit objections to requested permits and environmental impact statements. These comments are prepared in connection with applicable regulatory processes, and the public may otherwise engage in the permitting process, including bringing lawsuits to challenge the issuance of permits, the validity or adequacy of environmental impact statements or performance of mining activities. In states where we operate, applicable laws and regulations also provide that a mining permit or modification can, under certain circumstances, be delayed, refused or revoked if we or any entity that owns or controls or is under common ownership or control with us have unabated permit violations or have been the subject of permit or reclamation bond revocation or suspension. Thus, past or ongoing violations of federal and state mining laws by us or such entity could provide a basis to revoke existing permits and to deny the issuance of additional permits or modification or amendment of existing permits. The permitting required for coal mining continues to be the subject of increasingly stringent regulatory and administrative requirements and extensive activism and litigation by environmental groups. If this trend continues, it could materially and adversely affect our mining operations, development and expansion and cost structures, the transport of coal and our customers' ability to use coal produced by our mines, which, in turn, could have a material adverse effect on our financial condition and results of operation.

In particular, certain of our activities require a dredge and fill permit from the USACE under Section 404 of the CWA. In recent years, the Section 404 permitting process has been subject to increasingly stringent regulatory and administrative requirements and a series of court challenges, which have resulted in increased costs and delays in the permitting process. In January 2023, the USACE and EPA issued a rule amending the definition of "waters of the United States." As a result of the United States Supreme Court decision in *Sackett v. EPA* effectively invalidating parts of the January 2023 final rule, the agencies revised the rule in August 2023, which became effective in September 2023. The September 2023 final rule narrowed the bodies of water subject to Section 404 permits, providing some clarity on the scope of the CWA.

Additionally, we may rely on nationwide permits under the CWA Section 404 program for some of our operations. These nationwide permits are issued every five years, and the 2022 nationwide permit program was reissued in January 2021 and December 2021. If we are unable to use the nationwide permits and require an individual permit for certain work, that could delay operations.

If we are unable to obtain and maintain the approvals, consents and rights required for our current and future operations, or if we obtain approvals subject to conditions or limitations, the economic viability of the relevant projects may be adversely affected, which may in turn result in the value of the relevant assets being impaired, which could have a material adverse effect on our financial condition and results of operations.

## Table of Contents

### ***A shortage of skilled labor in the mining industry could pose a risk to achieving improved labor productivity.***

Efficient coal mining using modern techniques and equipment requires skilled workers, preferably with at least a year of experience and proficiency in multiple mining tasks. Any reduced availability or future shortage of skilled labor in the Australian and U.S. mining industries could result in us having insufficient personnel to operate our business, or expand production, particularly in the event there is an increase in the demand for our coal, which could adversely affect our financial condition and results of operations.

### **Operational and Technology Risks**

#### ***Risks inherent to mining operations could impact the amount of coal produced, cause delay or suspend coal deliveries, or increase the cost of operating our business.***

Our mining operations, including exploration, development, preparation, product handling and accessing transport infrastructure, may be affected by various operational difficulties that could impact the amount of coal produced at our coal mines, cause delay or suspend coal deliveries, or increase the cost of mining for a varying length of time. Our financial performance is dependent on our ability to sustain or increase coal production and maintain or increase operating margins. Our coal production and production costs are, in many respects, subject to conditions and events beyond our control, which could disrupt our operations and have a significant impact on our financial results. Adverse operating conditions and events that we may have experienced in the past or may experience in the future include:

- a failure to achieve the Met coal qualities or quantities anticipated from exploration activities;
- variations in mining and geological conditions from those anticipated, such as variations in coal seam thickness and quality, and geotechnical conclusions;
- operational and technical difficulties encountered in mining, including equipment failure, delays in moving longwall equipment, drag-lines and other equipment and maintenance or technical issues;
- adverse weather conditions or natural or man-made disasters, including hurricanes, cyclones, tornadoes, floods, droughts, bush fires, seismic activities, ground failures, rock bursts, structural cave-ins or slides and other catastrophic events (such as global pandemics);
- insufficient or unreliable infrastructure, such as power, water and transport;
- industrial and environmental accidents, such as releases of mine-affected water and diesel spills (both of which have affected our Australian Operations in the past);
- industrial disputes and labor shortages;
- mine safety accidents, including fatalities, fires and explosions from methane and other sources;
- competition and conflicts with other natural resource extraction and production activities within overlapping operating areas, such as natural gas extraction or oil and gas development;
- unexpected shortages, or increases in the costs, of consumables, spare parts, plant and equipment;
- cyberattacks or other cybersecurity incidents that could disrupt systems we rely on for our operations; and
- other security breaches or terrorist acts.

If any of the foregoing conditions or events occurs and is not mitigated or excusable as a force majeure event under our coal sales contracts, any resulting failure on our part to deliver coal to the purchaser under such contracts could result in economic penalties, demurrage costs, suspension or cancellation of shipments or ultimately termination of such contracts, which could have a material adverse effect on our financial condition and results of operations.

## Table of Contents

Our U.S. Operations are concentrated in a small number of mines in the CAPP and our Australian Operations include two open cut mines (Curragh North and Curragh South) and one underground mine (Mammoth Underground) in the Bowen Basin of Australia. As a result, the effects of any of these conditions or events may be exacerbated and may have a disproportionate impact on our results of operations and assets. Any such operational conditions or events could also result in disruption to key infrastructure (including infrastructure located at or serving our mining activities, as well as the infrastructure that supports freight and logistics). These conditions and events could also result in the partial or complete closure of particular railways, ports or significant inland waterways or sea passages, potentially resulting in higher costs, congestion, delays or cancellations on some transport routes. Any of these conditions or events could adversely impact our business and results of operations.

***Our long-term success depends upon our ability to continue discovering, or acquiring and developing assets containing, coal reserves that are economically recoverable.***

Our recoverable reserves decline as we produce coal. Our long-term outlook depends on our ability to maintain a commercially viable portfolio of coal reserves that are economically recoverable. Failure to acquire or discover new coal reserves or develop new assets could negatively affect our financial condition and results of operations. Exploration activity may occur adjacent to established assets and in new regions. These activities may increase land tenure, infrastructure and related political risks. Failure to discover or acquire new coal reserves, replace coal reserves or develop new assets or operations in sufficient quantities to maintain or grow the current level of reserves could negatively affect our financial condition and results of operations.

Potential changes to our portfolio of assets through acquisitions and divestments may have an adverse effect on future results of operations and financial condition. From time to time, we may add assets to, or divest assets from, our portfolio. There are a number of risks associated with historical and future acquisitions or divestments, including, among others:

- adverse market reaction to such acquisitions and divestments or the timing or terms on which acquisitions and divestments are made;
- imposition of adverse regulatory conditions and obligations;
- geopolitical risks;
- commercial objectives not being achieved as expected;
- unforeseen liabilities arising from changes to the portfolio;
- sales revenues and operational performance not meeting expectations;
- anticipated synergies or cost savings being delayed or not being achieved; and
- inability to retain key staff and transaction-related costs being more than anticipated.

These factors could materially and adversely affect our financial condition and results of operations.

***We rely on estimates of our recoverable resources and reserves, which are complex due to geological characteristics of the properties and the number of assumptions made.***

We rely on estimates of our recoverable resources and reserves. In this Annual Report on Form 10-K, we report our estimated resources and reserves in accordance with subpart 1300 of Regulation S-K under the Exchange Act. See Item 2. "Properties." Subpart 1300 of Regulation S-K requires us to disclose our mineral resources, in addition to our mineral reserves. In addition, as an ASX-listed company, our ASX disclosures follow the Australian Code for Reporting of Exploration Results, Mineral Resources and Ore Reserves 2012, or the JORC Code. Accordingly, our estimates of resources and reserves in this Annual Report on Form 10-K and in other reports that we are required to file with the SEC may be different than our estimates of resources and reserves as reported in our ASX disclosures.

## Table of Contents

Coal is economically recoverable when the price at which it can be sold exceeds the costs and expenses of mining and selling the coal. The costs and expenses of mining and selling the coal are determined on a mine-by-mine basis, and as a result, the price at which our coal is economically recoverable varies based on the mine. We base our resource and reserve information on geologic data, coal ownership information and current and proposed mine plans, and mining cost assumptions may be affected by changes in mine planning or scheduling over time. There are numerous uncertainties inherent in estimating quantities and qualities of coal and costs to mine recoverable reserves, including many factors beyond our control. There are inherent uncertainties and risks associated with such estimates, including:

- geologic and mining conditions, which may not be fully identified by available exploration data and may differ from our experience and assumptions in areas we currently mine;
- current and future market prices for coal, contractual arrangements, operating costs and capital expenditures;
- severance and excise taxes, unexpected governmental taxes, royalties, stamp duty and development and reclamation costs;
- future mining technology improvements;
- the effects of regulation by governmental agencies;
- the ability to obtain, maintain and renew all required permits;
- employee health and safety; and
- historical production from the area compared with production from other producing areas.

Except for that portion of mineral resources classified as mineral reserves, mineral resources do not have demonstrated economic value. Even if a mineral resource exists, there can be no assurance that any part of such mineral resource will ever be converted to mineral reserves.

In addition, estimates of coal resources and reserves are revised based on actual production experience, and/or new exploration information and therefore the estimates of coal resources and reserves are subject to change. Should we encounter geological conditions or qualities different from those predicted by past drilling, sampling and similar examinations, estimates of coal resources and reserves may have to be adjusted and mining plans, coal processing and infrastructure may have to be altered in a way that might adversely affect our operations. As a result, our estimates may not accurately reflect our actual future coal resources and reserves.

As a result, the quantity and quality of the coal that we recover may be less than the resource and reserve estimates included in this Annual Report on Form 10-K. If our actual coal resources and reserves are less than current estimates, or the rate at which they are recovered is less than estimated or results in higher than estimated costs, our financial condition and results of operations may be materially and adversely affected.

***Our profitability could be affected adversely by the failure of suppliers and/or outside contractors to perform.***

We use contractors and other third parties for exploration, mining and other services generally, and are reliant on several third parties for the success of our current operations and the development of our growth projects. While this is normal for the mining industry, problems caused by third parties may arise, which may have an impact on our performance and operations. In particular, the majority of workers at our Australian Operations are employed by contractors, including Thiess Pty Ltd and Golding Contractors Pty Ltd.

Operations at our mines may be interrupted for an extended period in the event that we lose any of our key contractors (because their contract is terminated or expires) and are required to replace them. There can be no assurance that skilled third parties or contractors will continue to be available at reasonable rates. As we do not have the same control over contractors as we do over employees, we are also exposed to risks related to the quality or continuation of the services of, and the equipment and supplies used by, our contractors, as well as risks related to the compliance of our contractors with environmental and health and safety legislation and internal policies, standards and processes. Any failure by our key contractors to comply with their obligations under our operating agreements with them (whether as a result of financial, safety or operational difficulties or otherwise), any termination or breach of our operating agreements by our contractors, any protracted dispute with a contractor, any inability to perform due to global pandemics or other health concerns, any material labor dispute between our contractors and their employees or any major labor action by those employees against our contractors, could have a material adverse effect on our financial condition and results of operations.

## Table of Contents

Further, in periods of high commodity prices, demand for contractors may exceed supply resulting in increased costs or lack of availability of key contractors. Disruptions of operations or increased costs also can occur as a result of disputes with contractors or a shortage of contractors with particular capabilities. To the extent that any of the foregoing risks were to materialize, our operating results and cash flows could be adversely affected.

***Our inability to replace or repair damaged or destroyed equipment or facilities in a timely manner could materially and adversely affect our financial condition and results of operations.***

We depend on several major pieces of mining equipment and facilities to produce and transport coal, including, but not limited to, longwall mining systems, continuous miners, draglines, dozers, excavators, shovels, haul trucks, conveyors, CPPs and rail loading and blending facilities. Obtaining and repairing these major pieces of equipment often involves long lead times. If any of these pieces of equipment and facilities suffers major damage or is destroyed by fire, abnormal wear and tear, flooding, incorrect operation or otherwise, we may be unable to replace or repair them in a timely manner or at a reasonable cost, which would impact our ability to produce and transport coal and could materially and adversely affect our financial condition and results of operations. Our ability to replace or repair damaged or destroyed equipment or facilities may also be dependent on suppliers or manufacturers remaining operational and having the relevant equipment, work force or services available for us. Suppliers and manufacturers may be unable to provide such equipment, work force or service for a range of reasons, including but not limited to their business suffering adverse effects as a result of global pandemics.

Additionally, regulatory agencies sometimes make changes with regard to requirements for pieces of equipment. Such changes can impose costs on us and can cause delays if manufacturers and suppliers are unable to make the required changes in compliance with mandated deadlines.

***Our ability to operate effectively could be impaired if we lose key personnel or fail to attract qualified personnel.***

We manage our business with a number of key personnel, the loss of whom could affect our future performance, absent the completion of an orderly transition. In addition, we believe that our future success will depend on our continued ability to attract and retain highly skilled and qualified personnel in tight labor markets, particularly personnel with mining experience. While we have entered into employment contracts with a number of key personnel in Australia and the United States, we cannot provide assurance that key personnel will continue to be employed or that we will be able to attract and retain qualified personnel in the future. Failure to retain or attract key personnel could have a material adverse effect on our business, financial condition and results of operations.

***We may not have adequate insurance coverage for some business risks.***

We have insurance coverage for certain operating risks that provide limited coverage for some potential liabilities associated with our business. As a result of market conditions, premiums and deductibles for certain insurance policies can increase substantially, and in some instances, certain insurance may become unavailable or available only for reduced amounts of coverage. As a result, we may not be able to renew our existing insurance policies or procure other desirable insurance on commercially reasonable terms, if at all. In addition, we may become subject to liability (including in relation to pollution, occupational illnesses or other hazards), or suffer loss resulting from business interruption, for which we are not insured (or are not sufficiently insured) or cannot insure, including liabilities in respect of past activities.

Should we suffer a major uninsured loss, future financial performance could be materially and adversely affected. In addition, insurance may not continue to be available at economically acceptable premiums or coverage may be reduced. As a result, the insurance coverage may not cover the full scope and extent of claims against us or losses we may incur. The occurrence of a significant adverse event not fully or partially covered by insurance could have a material adverse effect on our financial condition and results of operations.

## Table of Contents

***Cybersecurity incidents, attacks and other similar crises or disruptions could interrupt or disrupt our information technology systems, or those of our third-party business partners, which could, among other things, negatively affect our business, financial condition and results of operations.***

Our business may be impacted by cybersecurity incidents, cyberattacks, system failures and other cybersecurity threats to our information networks and systems, as well as those of our third-party business partners, and the information stored on those networks and systems. Strategic targets, such as energy-related assets, may be at greater risk of cybersecurity incidents, attacks, and threats than other targets in the United States or Australia. Cybersecurity incidents and similar attacks vary in their form and can include the deployment of harmful malware or ransomware, denial-of-services attacks, and other attacks, which may affect business continuity and threaten the availability, confidentiality and integrity of our systems and information. Cybersecurity incidents can also include fraud, phishing or other social engineering attempts or other methods to cause confidential information, payments, account access or access credentials, or other data to be transmitted to an unintended recipient. Cybersecurity threat actors also may attempt to exploit vulnerabilities through software including software commonly used by companies in cloud-based services and bundled software. We have experienced cybersecurity threats and cybersecurity incidents that have not materially affected our strategy, results of operations or financial condition. Although we maintain a cyber insurance policy, there is no guarantee that such coverage will be sufficient to address costs, liabilities and damages we may incur in connection with a cybersecurity incident or that such coverage will continue to be available on commercially reasonable terms or at all. It is possible that any such occurrences could have a material adverse effect on our business, financial condition and results of operations.

In addition, a disruption in, or failure of, our information technology, or IT, systems or those of our third-party business partners, and the information store on those networks and systems could adversely affect our business operations and financial performance. We rely on the accuracy, capacity and security of our IT systems for the operations of many of our business processes and to comply with regulatory, legal and tax requirements. While we maintain some of our critical IT systems, we are also dependent on third parties to provide important IT services relating to, among other things, human resources, electronic communications and certain finance functions. Despite the security measures that we have implemented, including those related to cybersecurity, our systems or third-party systems on which we rely could be breached, disrupted or damaged by computer viruses, natural or manmade incidents, accidents, or failures, or disasters or unauthorized physical or electronic access. Though we have controls in place, we cannot provide assurance that cybersecurity incident or similar attack or failure will not occur.

Furthermore, we may have little or no oversight with respect to security measures employed by third-party service providers, which may ultimately prove to be ineffective at countering threats. We do not have any indication that any risks from cybersecurity threats have had, or are reasonably likely to have, a material effect on our business strategy, results of operations or financial condition.

Failures of our IT systems, whether caused maliciously or inadvertently, may result in the disruption of our business processes, the unauthorized release of sensitive, confidential or otherwise protected information or the corruption of data, which could adversely affect our business operations and financial performance. We may be required to incur significant costs to protect against and remediate the damage caused by such disruptions or system failures in the future. A cybersecurity incident relating to our information or systems or that of our third-party business partners, or any failure by us or our third-party business partners to effectively address, enforce and maintain our information technology infrastructure and cybersecurity requirements may result in substantial harm to our business strategy, results of operations and financial condition, including major disruptions to business operations, loss of intellectual property, release of confidential information, alteration or corruption of data or systems, costs related to remediation or the payment of ransom, and litigation including individual claims or consumer class actions, commercial litigation, administrative, and civil or criminal investigations or actions, regulatory intervention and sanctions or fines, investigation and remediation costs and negative publicity.

### **Financial and Strategic Risks**

***The loss of, or significant reduction in, purchases by our largest customers could adversely affect our revenues.***

A significant portion of the sales of our Met coal is to customers with whom we have had long-term relationships. The success of our business depends on our ability to retain our current customers, renew our existing customer contracts and solicit new customers. Our ability to do so generally depends on a variety of factors, including having our mines operational, having the type and quantity of coal available, the quality and price of our products, our ability to market these products effectively, our ability to deliver on a timely basis and the level of competition that we face.

## Table of Contents

In addition, our sales contracts generally contain provisions that allow customers to suspend or terminate if we commit a material breach of the terms of the contract, a change in law restricts or prohibits a party from carrying out its material obligations under the contract or a material adverse change occurs in our financial standing or creditworthiness. If customers suspend or terminate existing contracts, or otherwise refuse to accept shipments of our Met coal for which they have an existing contractual obligation, our revenues will decrease, and we may have to reduce production at our mines until our customers' contractual obligations are honored.

For the year ended December 31, 2024, our top ten customers comprised 73.7% of our total revenue and our top five customers comprised 54.6% of our total revenue. For the year ended December 31, 2024, sales to Tata Steel and JFE represented 20.1% and 11.4%, respectively, of our total revenue. The majority of our sales are made on a spot basis or under contracts with terms of typically one year. The failure to obtain additional customers or the loss of all or a portion of the revenues attributable to any customer as a result of competition, creditworthiness, inability to negotiate extensions, replacement of contracts or the impact of the global pandemics, or otherwise, may adversely affect our business, financial condition and results of operations.

***If our ability to collect payments from customers is impaired, our revenues and operating profits could suffer.***

Our ability to receive payment for coal sold and delivered will depend on the continued creditworthiness and contractual performance of our customers and counterparties. For certain customers, we require the provision of a letter of credit as security for payment. The inability of key customers to procure letters of credit (due to general economic conditions or the specific circumstances of the customer) may restrict our ability to contract with such customers or result in fewer sales contracts being executed, which could materially and adversely affect our financial condition and results of operations. For certain of our large customers in Australia who have not provided letters of credit or other forms of security, we maintain an insurance policy to cover any failure in payment. This insurance coverage, however, may not cover the full scope and extent of losses we may incur as the result of a payment default or otherwise.

If a customer does not pay amounts due in a timely manner, we may decide to sell the customer's coal on the spot market, which may be at prices lower than the contracted price, or we may be unable to sell the coal at all. If our customers' or counterparties' creditworthiness deteriorates, our business could be adversely affected.

***Changes in credit ratings issued by nationally recognized statistical rating organizations could adversely affect our cost of financing and the market price of our securities.***

Credit rating agencies could downgrade our ratings due to factors specific to our business, a prolonged cyclical downturn in the mining industry or macroeconomic trends (such as global or regional recessions) and trends in credit and capital markets more generally. Any decline in our credit ratings would likely result in an increase to our cost of financing, limit our access to the capital markets, significantly harm our financial condition and results of operations, hinder our ability to refinance existing indebtedness on acceptable terms and have an adverse effect on the market price of our securities.

***Our existing and future indebtedness may limit cash flow available to invest in the ongoing needs of our businesses, which could prevent us from fulfilling our obligations under our senior secured notes, senior secured asset-based revolving credit agreement in an initial aggregate principal amount of \$150.0 million, or the ABL Facility, and other debt, and we may be forced to take other actions to satisfy our obligations under our debt, which may not be successful.***

As of December 31, 2024, we had \$400.0 million aggregate principal amount of our senior secured notes outstanding due 2029. As of December 31, 2024, the letter of credit sublimit had been partially used to issue \$21.4 million of bank guarantees on behalf of the Company and no amounts were drawn under the revolving credit sublimit of the ABL Facility. As of December 31, 2024, the available borrowing capacity under this facility was \$128.6 million.

We dedicate a portion of our cash flow from operations to the payment of debt service, reducing the availability of our cash flow to fund capital expenditures, acquisitions or strategic development initiatives and other general corporate purposes. Our ability to make scheduled payments on or to refinance our debt obligations depends on our ability to generate cash in the future and our financial condition and operating performance, which are subject to prevailing economic and competitive conditions and to certain financial, business and other factors beyond our control. There can be no assurance that we will maintain a level of cash flows from operating activities sufficient to permit us to pay the principal, premium, if any, and interest on our debt. In addition, any failure to comply with covenants in the instruments governing our debt could result in an event of default that, if not cured or waived, would have a material adverse effect on us.

## Table of Contents

For example, on December 30, 2024, we completed an agreement, or the Waiver Agreement, with the Administrative Agent (as defined below) under the ABL Facility to temporarily waive the Company's compliance with the ABL Facility's interest coverage ratio covenant between December 31, 2024 to March 30, 2025, or the waiver period. Pursuant to the Waiver Agreement, we will be required to maintain an aggregate cash balance of at least \$100.0 million in one or more accounts with the Lenders (as defined below), or the Cash Balance Covenant, until such time that we submit a covenant compliance certificate to the Lenders pursuant to the ABL Facility which demonstrates that we are in compliance with the interest coverage ratio covenant. The Cash Balance Covenant applies from the time we submit the covenant compliance certificate for December 31, 2024, which is anticipated to be on or after February 19, 2025.

At the end of the waiver period, unless further waivers are obtained, any breach of covenants would constitute an event of default under the terms of the ABL Facility and the Lenders may declare all amounts owing under the ABL Facility immediately due and payable, terminate such Lenders' commitments to make loans under the ABL Facility, require the Borrowers to cash collateralize any letter of credit obligations and/or exercise any and all remedies and other rights under the ABL Facility. There is no assurance that we will be able to negotiate an amendment that will provide for modified covenant levels that we can satisfy, or that we will be able to obtain additional waivers to the ABL Facility if and when required.

Our level of indebtedness could have further consequences, including, but not limited to, increasing our vulnerability to adverse economic or industry conditions, placing us at a competitive disadvantage compared to other businesses in the industries in which we operate that are not as leveraged and that may be better positioned to withstand economic downturns, limiting our flexibility to plan for, or react to, changes in our businesses and the industries in which we operate, and requiring us to refinance all or a portion of our existing debt. We may not be able to refinance on commercially reasonable terms or at all, and any refinancing of our debt could be at higher interest rates and may require us to comply with more onerous covenants, making it more difficult to obtain surety bonds, letters of credit or other financial assurances that may be demanded by our vendors or regulatory agencies, particularly during periods in which credit markets are weak.

If we are unable to service our debt obligations, we could face substantial liquidity problems and we may be forced to reduce or delay investments and capital expenditures, or to sell assets, seek additional capital, including additional secured or unsecured debt, or restructure or refinance our debt, and we may be unable to continue as a going concern. We may be unable to consummate any proposed asset sales or recover the carrying value of these assets, and any proceeds may not be adequate to meet any debt service obligations then due. Any of these examples potentially could have a material adverse impact on our results of operations, profitability, stockholders' equity and capital structure.

***We adjust our capital structure from time to time and may need to increase our debt leverage, which would make us more sensitive to the effects of economic downturns.***

It is possible that we may need to raise additional debt or equity funds in the future. Our ABL Facility and operating cash flows may not be adequate to fund our ongoing capital requirements, for any future acquisitions or projects or to refinance our debt. There is no guarantee that we will be able to refinance our existing debt, or if we do, there is no guarantee that such new funding will be on terms acceptable to us.

Global credit markets have been severely constrained in the past, such as during a global financial crisis and the European sovereign debt crisis, and during the COVID-19 pandemic, and the ability to obtain new funding or refinance in the future may be significantly reduced. If we are unable to obtain sufficient funding, either due to banking and capital market conditions, generally, or due to factors specific to our business, we may not have sufficient cash to meet our ongoing capital requirements, which in turn could materially and adversely affect our financial condition. Failure to obtain sufficient financing could cause delays or abandonment of business development plans and have a material adverse effect on our business, operations and financial condition.

In recent years, certain financial institutions, investment managers and insurance companies globally have responded to pressure to take actions to limit or divest investments in, financing made available to, and insurance coverage provided for, the development of new coal-fired power plants and coal miners that derive revenues from thermal coal sales. For example, some financial institutions have publicly announced that they would stop funding new thermal coal projects or would otherwise reduce their overall lending to coal producers. These or similar policies may adversely impact the coal industry generally, our ability to access capital and financial markets in the future, our costs of capital and the future global demand for coal.

## Table of Contents

### ***Our business may require substantial ongoing capital expenditures, and we may not have access to the capital required to reach full productive capacity at our mines.***

Maintaining and expanding mines and related infrastructure is capital intensive. Specifically, the exploration, permitting and development of Met coal reserves, mining costs, the maintenance of machinery, facilities and equipment and compliance with applicable laws and regulations require ongoing capital expenditures. Any decision to increase production at our existing mines or to develop the high-quality Met coal recoverable reserves at our development properties in the future could also affect our capital needs or cause future capital expenditures to be higher than in the past and/or higher than our estimates. We cannot assure that we will be able to maintain our production levels or generate sufficient cash flow, or that we will have access to sufficient financing to continue our production, exploration, permitting and development activities at or above our present levels and on our current or projected timelines, and we may be required to defer all or a portion of our capital expenditures. Our results of operations, business and financial condition may be materially and adversely affected if we cannot make such capital expenditures.

To fund our capital expenditures, we will be required to use cash from our operations, incur debt or issue new equity. Our ability to obtain bank financing or our ability to access the capital markets for future equity or debt offerings, on the other hand, may be limited by our financial condition at the time of any such financing or offering and the covenants in our existing debt agreements, as well as by general economic conditions, contingencies and uncertainties that are beyond our control. If cash flow generated by our operations and/or the undrawn capacity under our committed debt facilities are insufficient to meet our capital requirements and we are unable to access the capital markets on acceptable terms or at all, we could be forced to curtail the expansion of our existing mines and the development of our properties which, in turn, could lead to a decline in our production and could materially and adversely affect our business, financial condition and results of operations.

### ***Risks related to our investment in WICET may adversely affect our financial condition and results of operations.***

We have a minority interest in WICET Holdings Pty Ltd, whose wholly owned subsidiary, WICETPL, owns WICET. Other coal producers who export coal through WICET also hold shares in WICET Holdings Pty Ltd. In addition, we and the other coal producers (or shippers) have evergreen, ten year take-or-pay agreements with WICETPL and pay a terminal handling charge to export coal through WICET, which is calculated by reference to WICET's annual operating costs, as well as finance costs associated with WICETPL's external debt facilities.

Under our WICET Take-or-Pay Agreement, Curragh's export capacity is 1.5 MMtpa and we are obligated to pay the terminal handling charge for this capacity, whether utilized or not. The terminal handling charge calculation is based on total operating and finance costs of WICETPL being charged to contracted shippers in proportion to each shipper's contracted capacity. Under the terms of the WICET Take-or-Pay Agreement the terminal handling charge payable by us can be adjusted (increased or decreased) by WICETPL if WICETPL's operating and finance costs change, or if a contracted shipper defaults on its take-or-pay agreement obligations and has its contracted capacity reduced to nil. Under the terms of the WICET Take-or-Pay Agreement there is a limit of how much WICETPL can charge us for recovery of its finance costs, referred to as a finance cap. Since WICET began operating in April 2015, five WICET Holdings Pty Ltd shipper-shareholders have defaulted on their obligations under their respective take-or-pay agreements and subsequently had those agreements terminated. The result of these terminations is a decrease in the aggregate contracted tonnage at WICET from 27 MMtpa to 13.9 MMtpa.

Given the operation of the finance cap (which has been reached, subject to further adjustment for Consumer Price Index, or CPI) there is a limit to the recovery by WICET of its financing costs from shippers. Accordingly, prior defaults referred to above have resulted in only minor increases to the terminal handling charges payable by the remaining shipper shareholders (including us). These increases have related to higher A\$/ton (or US\$/ton) charge for operating costs resulting from a lower contract base. If any of the remaining shipper shareholders becomes insolvent and/or defaults under its take-or-pay agreement, the terminal handling charges for the remaining shipper shareholders, including us, may increase proportionately to pay the defaulting shipper's share of WICET's operating and financing costs going forward (noting that the finance cap applies in respect of the financing costs component of the terminal handling charges).

In addition, if we default under the WICET Take-or-Pay Agreement and that default is not remedied, then we will be obligated to pay a termination payment. The termination payment is equal to the lesser of our proportion of WICETPL's total external debt (which is based on the proportion that our contracted tonnage bears to the total contracted tonnage at WICET when the payment obligation is triggered) and ten years equivalent terminal handling charges at the prevailing rate at the time that the termination payment falls due. We have provided security to WICETPL in the form of a bank guarantee, the amount of which is required to cover our estimated liabilities as a shipper under the WICET Take-or-Pay Agreement for the following twelve-month period.

## Table of Contents

In the event of WICETPL defaulting on its external debt obligations, external lenders to WICETPL may enforce their rights to the security over the assets of WICET and appoint a receiver to take steps to recover outstanding debt. The external lenders do not have direct recourse to the shippers to recover outstanding debt and shipper take-or-pay agreements would remain on foot and access to the port would continue to be available to us.

In the event of a permanent cessation of operations at WICET, we may be required to procure additional port capacity elsewhere, as well as be liable for a termination payment under the WICET Take-or-Pay Agreement.

### ***Risks related to the Supply Deed with Stanwell may adversely affect our financial condition and results of operations.***

Coronado has an ACSA, as amended from time to time, with Stanwell to supply thermal coal to the Stanwell Power Station. The ACSA restricted Coronado from mining the SRA which was reserved for the benefit of Stanwell and could not be mined without Stanwell's consent. Under the ACSA, in addition to supplying thermal coal at a price below the cost to Curragh of mining and processing the coal, Coronado pays certain rebates to Stanwell on Met coal exported from certain parts of Curragh, which represents the deferred purchase cost of the right to mine some areas at Curragh. Our cost of supplying coal to Stanwell has been and may continue to be greater than the price paid by Stanwell.

On August 14, 2018, Coronado entered into the Supply Deed with Stanwell. The Supply Deed grants Coronado the right to mine the coal reserves in the SRA. In exchange for these rights, Coronado has agreed to certain amendments to the ACSA and to enter into the NCSA, which will commence on or around the expiration of the ACSA (currently expected to expire in 2027). On July 12, 2019, Coronado entered into the NCSA with Stanwell. Coronado agreed that the total value of the discount received by Stanwell on coal supplied to it under the NCSA should (by the expiration date of the NCSA) be equal to the net present value of A\$210 million as at the date of the Supply Deed. No export rebates are payable during the term of the NCSA. The amortized cost of the deferred consideration was \$285.1 million (A\$458.5 million) as of December 31, 2024.

### ***We could be adversely affected if we fail to appropriately provide financial assurances for our obligations.***

Australian laws and U.S. federal and state laws require us to provide financial assurances related to requirements to reclaim lands used for mining, to pay federal and state workers' compensation, to provide financial assurances for coal lease obligations and to satisfy other miscellaneous obligations. The primary methods we use to meet those obligations in the United States are to provide a third-party surety bond or provide a letter of credit. As of December 31, 2024, we provided \$48.9 million of third-party surety bonds in connection with our U.S. Operations. There are no cash collateral requirements to support any of the outstanding bonds.

Our financial assurance obligations may increase due to a number of factors, including the size of our mining footprint and new government regulations, and we may experience difficulty procuring or renewing our surety bonds. In addition, our bond issuers may demand higher fees or additional collateral, including letters of credit or other terms less favorable to us upon those renewals. Because we are required by federal and state law to have these bonds or other acceptable security in place before mining can commence or continue, any failure to maintain surety bonds, letters of credit or other guarantees or security arrangements would adversely affect our ability to mine coal. That failure could result from a variety of factors, including lack of availability of surety bond or letters of credit, higher expense or unfavorable market terms, the exercise by third-party surety bond issuers of their right to refuse to renew the surety and the requirement to provide collateral for future third-party surety bond issuers under the terms of financing arrangements. If we fail to maintain adequate bonding, our mining permits could be invalidated, which would prevent mining operations from continuing, and future operating results could be materially and adversely affected.

In Australia, the Financial Provisioning Act amended the financial assurance provisions of the EP Act, and impacted the way that our Australian Operations provide for and manage associated costs of providing financial assurances related to mine rehabilitation obligations. There can be no assurance that our risk category allocation will not change in future years.

For more information on the Financial Provisioning Act, see Item 1. "Business—Regulatory Matters—Australia—Environmental Protection Act 1994 (Qld)."

## [Table of Contents](#)

### ***Mine closures entail substantial costs. If we prematurely close one or more of our mines, our operations and financial performance would likely be adversely affected.***

Federal and state regulatory agencies have the authority following significant health and safety incidents, such as fatalities, to order mining operations to be temporarily suspended or a facility be permanently closed. For example, on January 12, 2020, operations at our Curragh mine were temporarily suspended after a contractor was fatally injured during a tire change activity in the main workshop on site and on November 21, 2021, operations at our Curragh mine were temporarily suspended after an employee was fatally injured while working in the dragline operations. Immediately following an incident on May 31, 2024 when an employee was fatally injured while working in the Company's Buchanan underground mining complex located in Virginia in the United States, the Company temporarily ceased operations at its Buchanan mine to assist in the investigation.

We could also be required to close or discontinue operations at particular mines before the end of their mine life due to environmental, geological, geotechnical, commercial, leasing or other issues. Such closure or discontinuance of operations could result in significant closure and rehabilitation expenses, employee redundancy costs, contractor demobilization costs and other costs or loss of revenues. If and when incurred, these closure and rehabilitation costs could exceed our current estimates. If one or more of our mines is closed earlier than anticipated, we would be required to fund the reclamation and closure costs on an expedited basis and potentially lose revenues and, for some of our operations, pay for take-or-pay arrangements that we no longer use, which would have an adverse impact on our operating and financial performance. Many of these costs could also be incurred if a mine was unexpectedly placed on care and maintenance before the end of its planned mine life such as our mines in the U.S. Operations, which were temporarily idled in 2020 as a result of the COVID-19 pandemic.

### ***If the assumptions underlying our provision for reclamation and mine closure obligations prove to be inaccurate, we could be required to expend greater amounts than anticipated.***

The EP Act and the SMCRA establish operational, reclamation and closure standards for all aspects of surface mining as well as deep mining. We accrue for the costs of current mine disturbance and final mine closure, including the cost of treating mine water discharge where necessary. Estimates of our total reclamation and mine-closing liabilities totaled \$164.8 million as of December 31, 2024, based upon permit requirements and the historical experience at our operations, and depend on a number of variables involving assumptions and estimation and therefore may be subject to change, including the estimated future asset retirement costs and the timing of such costs, estimated proven reserves, assumptions involving third-party contractors, inflation rates and discount rates. If these accruals are insufficient or our liability in a future year is greater than currently anticipated, our future operating results and financial position could be adversely affected. See Item 7. "Management's Discussion and Analysis of Financial Condition and Results of Operations—Critical Accounting Policies and Estimates."

### ***We are subject to foreign exchange risks involving certain operations in multiple countries.***

Losses sustained from adverse movements in currency exchange rates can impact our financial performance and financial position and the level of additional funding required to support our businesses. Our financial results are reported in US\$ and certain parts of our liabilities, earnings and cash flows are influenced by movements in exchange rates, especially movements in A\$ to US\$ exchange rate. For example, costs relating to our Australian Operations are generally denominated in A\$. In addition, foreign currency exposures arise in relation to coal supply contracts, procurement of plant and equipment and debt, which may be priced in A\$ or other foreign currencies other than US\$.

The impact of currency exchange rate movements will vary depending on factors such as the nature, magnitude and duration of the movements, the extent to which currency risk is hedged under forward exchange contracts or other hedging instruments and the terms of these contracts. We may enter into forward exchange contracts to hedge a portion of our foreign currency exposure of our Australian Operations from time to time. The unhedged portion of our non-US\$ exposures against exchange rate fluctuations will be at the risk of any adverse movement in exchange rates, which may affect our operating results, cash flows and financial condition.

### ***Interest rates could change substantially and have an adverse effect on our profitability.***

We are exposed to interest rate risk in relation to variable-rate bank balances and variable-rate borrowing facilities, such as the ABL Facility. Our interest rate risk primarily arises from fluctuations in the Secured Overnight Financing Rate, or SOFR, and the Australian Bank Bill Swap Yield, or BBSY, in relation to U.S.\$- and A\$-denominated borrowings, respectively. Our lending rates may increase in the future as a result of factors beyond our control and may result in an adverse effect on our financial condition and results of operations.

## Table of Contents

In addition, national and international regulators and law enforcement agencies have conducted investigations into a number of rates or indices, which are deemed to be “reference rates.” Actions by such regulators and law enforcement agencies may result in changes to the manner in which certain reference rates are determined, their discontinuance, or the establishment of alternative reference rates.

***We may be unsuccessful in integrating the operations of acquisitions with our existing operations and in realizing all or any part of the anticipated benefits of any such acquisitions.***

From time to time, we may evaluate and acquire assets and businesses that we believe complement our existing assets and business. Acquisitions may require substantial capital or the incurrence of substantial indebtedness. Our capitalization and results of operations may change significantly as a result of future acquisitions. Acquisitions and business expansions involve numerous risks, including the following:

- difficulties in the integration of the assets and operations of the acquired businesses;
- inefficiencies and difficulties that arise because of unfamiliarity with new assets and the businesses associated with them and new geographic areas;
- the diversion of management’s attention from other operations; and
- timing, and whether the acquisition or business expansion is occurring during adverse economic, social and regulatory periods.

Further, unexpected costs and challenges may arise whenever businesses with different operations or management are combined, and we may experience unanticipated delays in realizing the benefits of an acquisition. Entry into certain lines of business may subject us to new laws and regulations with which we are not familiar and may lead to increased litigation and regulatory risk. Also, following an acquisition, we may discover previously unknown liabilities associated with the acquired business or assets for which we have no recourse under applicable indemnification provisions. If a new business generates insufficient revenue or if we are unable to efficiently manage our expanded operations, our results of operations may be adversely affected.

***Coronado Global Resources Inc. is a holding company with no operations of its own and, as such, it depends on its subsidiaries for cash to fund its operations and expenses, including future dividend payments, if any.***

As a holding company, our principal source of cash flow is distributions from our subsidiaries. Therefore, our ability to fund and conduct our business, service our debt, and pay dividends, if any, in the future will depend on the ability of our subsidiaries to generate sufficient cash flow to make upstream cash distributions to us. Our subsidiaries are separate legal entities, and although they are wholly-owned and controlled by us, they have no obligation to make any funds available to us, whether in the form of loans, dividends, or otherwise. The ability of our subsidiaries to distribute cash to us will also be subject to, among other things, restrictions that may be contained in our subsidiary agreements (as entered into from time to time), availability of sufficient funds in such subsidiaries and applicable laws and regulatory restrictions. Claims of any creditors of our subsidiaries generally will have priority as to the assets of such subsidiaries over our claims and claims of our creditors and stockholders. To the extent the ability of our subsidiaries to distribute dividends or other payments to us is limited in any way, our ability to fund and conduct our business, service our debt, and pay dividends, if any, could be harmed.

## [Table of Contents](#)

### Legal, Compliance and Regulatory Risks

***We are subject to extensive health and safety laws and regulations that could have a material adverse effect on our reputation and financial condition and results of operations.***

We are subject to extensive laws and regulations governing health and safety at coal mines in the United States and Australia. As a result of increased stakeholder focus on health and safety issues (such as black lung disease or coal workers' pneumoconiosis), there is a risk of legislation and regulatory change that may increase our exposure to claims arising out of current or former activities or result in increased compliance costs (e.g., through requiring improved monitoring standards or contribution to an industry-pooled fund). Regulatory agencies also have the authority, following significant health and safety incidents, such as fatalities, to order mining operations to be temporarily suspended or the facility be permanently closed. For example, on January 12, 2020, operations at our Curragh mine were temporarily suspended after a contractor was fatally injured during a tire change activity in the main workshop on site and on November 21, 2021, operations at our Curragh mine were temporarily suspended after an employee was fatally injured while working in the dragline operations. In relation to the latter incident, the Company disclosed on November 14, 2024, that the Queensland Office of the Work Health and Safety Prosecutor had issued proceedings against the Company's subsidiary Coronado Curragh Pty Ltd as operator, whereby Coronado Curragh Pty Ltd is charged with an offence contrary to Section 34 of the Coal Mining Safety and Health Act 1999 (Qld). Immediately following an incident on May 31, 2024, when an employee was fatally injured while working in the Company's Buchanan underground mining complex located in Virginia in the United States, the Company determined to temporarily cease operations at its Buchanan mine to assist in the investigation. If further serious safety incidents occur at any of our mining facilities in the future, it is possible that a regulator might impose a range of conditions on re-opening of a facility, including requiring capital expenditures, which could have a material adverse effect on our reputation, financial condition and results of operations.

For additional information about the various regulations affecting us, see Item 1. "Business—Regulatory Matters—Australia" and "Business—Regulatory Matters—United States."

***We could be negatively affected if we fail to maintain satisfactory labor relations.***

Relations with our employees and, where applicable, organized labor are important to our success. Enterprise bargaining and other disputes between us and our employees or disputes affecting our contractors may result in strikes or uncompetitive work practices.

As of December 31, 2024, we had 1,951 employees. In addition, as of December 31, 2024, there were 1,790 contractors supplementing the permanent workforce, primarily at Curragh. As of December 31, 2024, approximately 10.1% of our total employees, all at our Australian Operations, were represented by organized labor unions and covered by the EA. This EA has a four-year expiration date and will remain in place by operation of the Fair Work Act 2009 (Cth) until replaced or terminated by the Fair Work Commission. Our U.S. Operations employ a 100% non-union labor force.

Future industrial action by our employees or mining contractors' employees or involving trade unions could disrupt operations and negatively impact mine productivity, production and profitability.

***Our operations may impact the environment or cause exposure to hazardous substances, which could result in material liabilities to us.***

We are subject to extensive environmental laws and regulations, and our operations may substantially impact the environment or cause exposure to hazardous materials to our contractors, our employees or local communities. We use hazardous materials and generate hazardous or other regulated waste, which we store in our storage or disposal facilities. We may become subject to statutory or common law claims (including damages claims) as a result of our use of hazardous materials and generation of hazardous waste. A number of laws, including, in the United States, the CERCLA or Superfund, and the RCRA, and in Australia, the EP Act, impose liability relating to contamination by hazardous substances. Furthermore, the use of hazardous materials and generation of hazardous and other waste may subject us to investigation and require the clean-up of soil, surface water, groundwater and other media.

## Table of Contents

Mining operation process, including blasting and processing ore bodies, can also generate environmental impacts. These impacts include, but are not limited to, leakages of polluting substances, explosions, flooding, fires, accidental mine water discharges, and excessive dust and noise. Such risks could result in damage to the applicable mine site, personal injury to our employees and contractors, environmental damage, decreased coal production and possible legal liability under environmental regulations. Employee or strict liability claims under common law or environmental regulations in relation to these matters may arise, for example, out of current or former activities at sites that we own, lease or operate and at properties to which hazardous substances have been sent for treatment, storage, disposal or other handling. Our liability for such claims may be strict, joint and several with other miners or parties or with our contractors, such that we may be held responsible for more than our share of the contamination or other damages, or even for the entire amount of damages assessed. Additionally, any violations of environmental laws by us could lead to, among other things, the imposition on us of substantial fines, penalties, other civil and criminal sanctions, the curtailment or cessation of operations, orders to pay compensation, orders to remedy the effects of violations and take preventative steps against possible future violations, increased compliance costs, or costs for environmental remediation, rehabilitation or rectification works.

We maintain extensive Met coal refuse areas and slurry impoundments at our mining properties. At Curragh, coal slurry is disposed of by pumping into an impoundment area where particles are allowed to settle. We have procedures in place that the Curragh slurry impoundments remain below the surrounding topography so that there is minimal likelihood of failure and/or spills. At our U.S. Operations, refuse areas and impoundments are frequently inspected and subject to extensive governmental regulation. Slurry impoundments have been known to fail, releasing large volumes of coal slurry into the surrounding environment. Structural failure of an impoundment can result in extensive damage to the environment and natural resources, such as bodies of water that the coal slurry reaches, as well as create liability for related personal injuries, property damages and injuries to natural resources and plant and wildlife. Coronado has four refuse areas throughout our U.S. mining properties. Only one area is a slurry impoundment. One refuse area utilizes a slurry cell system, that is designed to limit the amount of slurry that is subject to a problematic release. Two of the refuse areas utilize a combined refuse system and do not impound slurry. The one slurry impoundment overlies mined out areas, which can pose a heightened risk of failure. The presence of the mined out works is incorporated into the design of this impoundment. If our impoundment or any of the other refuse areas were to fail, we could be subject to substantial claims for the resulting environmental contamination and associated liability, as well as for related fines and penalties.

***Changes in and compliance with government policies, regulations or legislation may adversely affect our financial condition and results of operations.***

The coal mining industry is subject to regulation by federal, state and local authorities in each relevant jurisdiction with respect to a range of industry specific and general matters. Any future legislation and regulatory change imposing more constraints or more stringent requirements may affect the coal mining industry and may adversely affect our financial condition and results of operations. Examples of such changes are, future laws or regulations that may limit the emission of GHGs, attach a cost to GHG emissions, or limit the use of thermal coal in power generation, more stringent workplace health and safety laws, more rigorous environmental laws, and changes to existing taxation and royalty legislation.

Compliance with applicable federal, state and local laws and regulations may become more costly and time-consuming and may delay commencement or interrupt continuation of exploration or production at our operations. We have incurred, and may in the future incur, significant expenditures to comply with such regulation and legislation. These laws are constantly evolving and may become increasingly stringent. The ultimate impact of complying with existing laws and regulations is not always clearly known or determinable due in part to the fact that certain implementation of the regulations for these laws have not yet been promulgated and in certain instances are undergoing revision. In addition, judicial decisions limiting the authority of regulatory agencies, or decisions impacting current regulations and policies implemented by such agencies, could create uncertainty regarding the regulatory landscape and impact the Company's ability to plan for future investments.

These laws and regulations, particularly new legislative or administrative proposals (or judicial interpretations of existing laws and regulations), could result in substantially increased capital, operating and compliance costs and could have a material adverse effect on our operations and our customers' ability to use our products. Due in part to the extensive and comprehensive regulatory requirements, along with changing interpretations of these requirements, violations of applicable federal, state and local laws and regulations occur from time to time in the coal industry and minor violations have occurred at our Australian Operations and our U.S. Operations in the past.

## Table of Contents

Moreover, changes in the law may impose additional standards and a heightened degree of responsibility for us and our stockholders, directors and employees; may require unprecedented compliance efforts; could divert our management's attention; and may require significant expenditures. For example, we may also be subject to unforeseen environmental liabilities resulting from coal-related activities, which may be costly to remedy or adversely impact our operations. In particular, the acceptable level of pollution and the potential abandonment costs and obligations for which we may become liable as a result of our activities may be difficult to assess under the current legal framework. To the extent that required expenditures, as with all costs, are not ultimately reflected in the prices of coal, our operating results may be detrimentally impacted. The costs and operating restrictions necessary for compliance with safety and environmental laws and regulations, which is a major cost consideration for our Australian Operations and U.S. Operations, may have an adverse effect on our competitive position relative to foreign producers and operators in other countries which may not be required to incur equivalent costs in their operations.

We are also affected by various other international, federal, state, local and tribal or indigenous environmental laws and regulations that impact our customers. To the extent that such environmental laws and regulations reduce customer demand for or increase the price of coal, our operating results may be detrimentally impacted. For additional information about the various regulations affecting us, see Item 1. "Business—Regulatory Matters—Australia" and "Business—Regulatory Matters—United States."

***We are subject to extensive forms of taxation, which imposes significant costs on us, and future regulations and developments could increase those costs or limit our ability to produce coal competitively.***

Federal, state or local governmental authorities in nearly all countries across the global coal mining industry impose various forms of taxation on coal producers, including production taxes, sales-related taxes, royalties, stamp duty, environmental taxes and income taxes.

In 2022, the Queensland State Government in Australia amended the Mineral Resources Regulation 2013 (Qld) introducing additional higher tiers to the coal royalty rates effective from July 1, 2022, increasing the royalty payable by our Australian Operations.

The tiers currently applicable are as set out below:

- 7% for average coal price per Mt sold up to and including A\$ 100 per Mt;
- 12.5% for average coal price per Mt sold from A\$100 to A\$150 per Mt;
- 15% for average coal price per Mt sold from A\$150 to A\$175 per Mt;
- 20% for average coal price per Mt sold from A\$175 to A\$225 per Mt;
- 30% for average coal price per Mt sold from A\$225 to A\$300 per Mt; and
- 40% for average coal price per Mt sold above A\$300 per Mt.

If new legislation or regulations related to various forms of coal taxation or income or other taxes generally, which increase our costs or limit our ability to compete in the areas in which we sell coal, or which adversely affect our key customers, are adopted, or if the basis upon which such duties or taxes are assessed or levied, changes or is different from that provided by us, our business, financial condition or results of operations could be adversely affected.

***We may be subject to litigation, the disposition of which could negatively affect our profitability and cash flow in a particular period, or have a material adverse effect on our business, financial condition and results of operations.***

Our profitability or cash flow in a particular period could be affected by an adverse ruling in any litigation that may be filed against us in the future. In addition, such litigation could have a material adverse effect on our business, financial condition and results of operations. See Item 3. "Legal Proceedings."

## [Table of Contents](#)

***We have no registered trademarks for our Company name used by us in the United States or any other countries, and failure to obtain those registrations could adversely affect our business.***

Although we have filed a trademark application for use of the stylized mark “CORONADO STEEL STARTS HERE” in the United States and Australia, our applications are still pending and the corresponding mark has not been registered in the United States or Australia. We have not filed for this or other trademarks in any other country. During trademark registration proceedings, we may receive rejections. If so, we will have an opportunity to respond, but we may be unable to overcome such rejections. In addition, Intellectual Property Australia and the United States Patent and Trademark Office and comparable agencies in many foreign jurisdictions may permit third parties to oppose pending trademark applications and to seek to cancel registered trademarks. If opposition or cancellation proceedings are filed against our trademark application, our trademark may not survive such proceedings, and/or we may be required to expend significant additional resources in an effort to defend ourselves in the proceedings or identify a suitable substitute mark for future use.

***Failure to comply with applicable anti-corruption and trade laws, regulations and policies could result in fines and criminal penalties, causing a material adverse effect on our business, operating and financial prospects or performance.***

Any fraud, bribery, misrepresentation, money laundering, violations of applicable trade sanctions, anti-competitive behavior or other misconduct by our employees, contractors, customers, service providers, business partners and other third parties could result in violations of relevant laws and regulations by us and subject us or relevant individuals to corresponding regulatory sanctions or other claims, and could also result in an event of default under our financing arrangements. These unlawful activities and other misconduct may have occurred in the past and may occur in the future and may result in civil and criminal liability under increasingly stringent laws relating to fraud, bribery, sanctions, competition and misconduct or cause serious reputational or financial harm to us. In addition, failure to comply with environmental, health or safety laws and regulations, privacy laws and regulations, U.S. trade sanctions, the U.S. Foreign Corrupt Practices Act and other applicable laws or regulations could result in litigation, the assessment of damages, the imposition of penalties, suspension of production or distribution, costly changes to equipment or processes due to required corrective action, or a cessation or interruption of operations.

We have policies and procedures to identify, manage and mitigate legal risks and address regulatory requirements and other compliance obligations. However, there can be no assurance that such policies, procedures and established internal controls will adequately protect us against fraudulent or corrupt activity and such activity could have an adverse effect on our reputation, financial condition and results of operations.

### **Risks Specific to Our Common Stock**

***Our certificate of incorporation and bylaws include provisions that may discourage a change in control.***

Provisions contained in our amended and restated certificate of incorporation, or certificate of incorporation, and amended and restated bylaws, or bylaws, and Delaware law could make it more difficult for a third-party to acquire us, even if doing so might be beneficial to our stockholders. Provisions of our certificate of incorporation and bylaws impose various procedural and other requirements that could make it more difficult for stockholders to effect certain corporate actions.

We have elected not to be governed by Section 203 of the General Corporation Law of the State of Delaware, or the DGCL (or any successor provision thereto), until immediately following the time at which the EMG Group no longer beneficially owns in the aggregate shares of our common stock representing at least 10% of our voting stock, in which case we shall thereafter be governed by Section 203 if and for so long as Section 203 by its terms would apply to us. Section 203 provides that an interested stockholder, along with its affiliates and associates (i.e., a stockholder that has purchased greater than 15%, but less than 85%, of a company’s outstanding voting stock (with some exclusions)), may not engage in a business combination transaction with the company for a period of three years after buying more than 15% of a company’s outstanding voting stock unless certain criteria are met or certain other corporate actions are taken by the company.

These provisions could limit the price that certain investors might be willing to pay in the future for shares of our common stock and may have the effect of delaying or preventing a change in control.

[Table of Contents](#)

***Our certificate of incorporation limits the personal liability of our directors for certain breaches of fiduciary duty.***

Our certificate of incorporation and bylaws include provisions limiting the personal liability of our directors for breaches of fiduciary duty under the DGCL. Specifically, our certificate of incorporation contains provisions limiting a director's personal liability to us and our stockholders to the fullest extent permitted by the DGCL. Furthermore, our certificate of incorporation provides that no director shall be liable to us and our stockholders for monetary damages resulting from a breach of fiduciary duty as a director, except to the extent that such exemption from liability or limitation thereof is not permitted under the DGCL. The principal effect of this limitation on liability is that a stockholder will be unable to prosecute an action for monetary damages against a director unless the stockholder can demonstrate a basis for liability that cannot be eliminated under the DGCL. These provisions, however, should not limit or eliminate our right or any stockholder's right to seek non-monetary relief, such as an injunction or rescission, in the event of a breach of a director's fiduciary duty. These provisions do not alter a director's liability under U.S. federal securities laws. The inclusion of these provisions in our certificate of incorporation may discourage or deter stockholders or management from bringing a lawsuit against directors for a breach of their fiduciary duties, even though such an action, if successful, might otherwise have benefited us and our stockholders.

***Coronado Group LLC and the EMG Group have substantial control over us and are able to influence corporate matters.***

Coronado Group LLC and the EMG Group have significant influence over us, including control over decisions that require the approval of stockholders, which could limit the ability of other stockholders to influence the outcome of stockholders votes.

As of December 31, 2024, the EMG Group indirectly held 50.4% of our outstanding shares of common stock. Therefore, the EMG Group has effective control over the outcome of votes on all matters requiring approval by stockholders. There is a risk that the interests of the EMG Group could conflict with or differ from our interests or the interests of other stockholders. In addition, pursuant to the terms of the Stockholder's Agreement, dated as of September 24, 2018, between us and Coronado Group LLC, or the Stockholder's Agreement, so long as it beneficially owns in the aggregate at least 25% of the outstanding shares of our common stock, the EMG Group will have the ability to exercise substantial control over certain of our transactions, including change of control transactions, such as mergers and capital and debt raising transactions. See Item 5. "Market for Registrant's Common Equity, Related Stockholder Matters and Issuer Purchases of Equity Securities" for a description of the Stockholder's Agreement.

Further, pursuant to the terms of the Series A Share, Coronado Group and the EMG Group or its successors or permitted assigns, as the beneficial owner of the Series A Share, at its option, will have the ability to elect a specified number of directors, or the Series A Directors, based on the EMG Group's aggregate level of beneficial ownership of shares of our common stock. For more details on the ability of Coronado Group and the EMG Group to elect Series A Directors, as well as the rights of stockholders to participate in the removal of any such Series A Directors, see Item 5. "Market for Registrant's Common Equity, Related Stockholder Matters and Issuer Purchases of Equity Securities."

Moreover, the EMG Group's beneficial ownership of shares of our common stock may also adversely affect the price of our common stock to the extent equity investors perceive disadvantages in owning common stock of a company with a controlling stockholder. In addition, the EMG Group is in the business of making investments in companies and may, from time to time, acquire interests in businesses that directly or indirectly compete with us, as well as businesses of our existing or potential significant customers. The EMG Group may acquire or seek to acquire assets that we seek to acquire and, as a result, those acquisition opportunities may not be available to us or may be more expensive for us to pursue, and as a result, the interests of the EMG Group may not align with the interests of our other stockholders.

***The EMG Group has the right, subject to certain conditions, to require us to cooperate in a sale of shares of our common stock held by it (including in the form of CDIs) under the Securities Act.***

Pursuant to the Registration Rights and Sell-Down Agreement, dated as of September 24, 2018, between us and Coronado Group LLC, or the Registration Rights and Sell-Down Agreement, Coronado Group LLC (or its successors or permitted assigns or transferees) has the right, subject to certain conditions, to require us to cooperate in a sell-down of shares of our common stock or CDIs held by it. By virtue of its majority ownership, exercising its registration rights and selling a large number of shares or CDIs, Coronado Group LLC could cause undue volatility in the prevailing market price of our common stock. See Item 5. "Market for Registrant's Common Equity, Related Stockholder Matters and Issuer Purchases of Equity Securities."

## Table of Contents

***Our non-employee directors and their respective affiliates, including the EMG Group, may be able to take advantage of a corporate opportunity that would otherwise be available to us.***

The corporate opportunity and related party transactions provisions in our certificate of incorporation could enable any of our non-employee directors or their respective affiliates, including the EMG Group, to benefit from corporate opportunities that might otherwise be available to us. Subject to the limitations of applicable law, our certificate of incorporation, among other things, will:

- permit us to enter into transactions with entities in which one or more non-employee directors are financially or otherwise interested;
- permit any non-employee director or his or her affiliates to conduct a business that competes with us and to make investments in any kind of property in which we may make investments; and
- provide that if any non-employee director becomes aware of a potential business opportunity, transaction or other matter (other than one expressly offered to that non-employee director solely in his or her capacity as our director), that non-employee director will have no duty to communicate or offer that opportunity to us, and will be permitted to communicate or offer that opportunity to his or her affiliates and pursue or acquire such opportunity for himself or herself, and that non-executive director will not be deemed to have acted in a manner inconsistent with his or her fiduciary or other duties to us or our stockholders regarding the opportunity or acted in bad faith or in a manner inconsistent with our and our stockholders' best interests.

These provisions enable a corporate opportunity that would otherwise be available to us to be taken by or used for the benefit of the non-employee directors or their respective affiliates, which include the EMG Group as a result of the rights granted to it under the Stockholder's Agreement.

### **General Risk Factors**

***Any failure to maintain effective internal control over financial reporting may adversely affect our financial condition and results of operations.***

Our management is responsible for establishing and maintaining adequate internal control over financial reporting. Internal control over financial reporting is a process designed to provide reasonable assurance regarding the reliability of financial reporting and the preparation of financial statements in accordance with generally accepted accounting principles in the United States, or U.S. GAAP.

During the course of the preparation of our financial statements, we evaluate and correct any deficiencies in our internal controls over financial reporting. If we fail to maintain an effective system of disclosure or internal controls over financial reporting, including satisfaction of the requirements of Section 404 of the Sarbanes-Oxley Act of 2002, we may not be able to report accurately or timely on our financial results or adequately identify and reduce fraud. Therefore, the financial condition of our business could be adversely affected, current and potential future stockholders could lose confidence in us and/or our reported financial results, which may cause a negative effect on the trading price of our CDIs, and we could be exposed to litigation or regulatory proceedings, which may be costly or divert management attention.

***The requirements of being a public company in the United States and Australia may strain our resources, divert management's attention, and affect our ability to attract and retain executive management and qualified board members.***

Our CDIs are currently listed on the ASX and we are registered as a foreign company in Australia. As such we are subject to continuous compliance requirements under relevant Australian laws and regulations, including the listing rules of the ASX, as amended from time to time, or the ASX Listing Rules, and certain provisions of the Corporations Act 2001 (Cth), or the Corporations Act.

## Table of Contents

As a U.S. public company, we are subject to the reporting requirements of the Exchange Act, the Sarbanes-Oxley Act of 2002, the Dodd-Frank Wall Street Reform and Consumer Protection Act of 2010 and other applicable securities laws, rules and regulations. Compliance with these laws, rules, and regulations may increase our legal and financial compliance costs, make some activities more difficult, time-consuming, or costly, and increase demand on our systems and resources. The Exchange Act requires, among other things, that we file annual, quarterly, and current reports with respect to our business and results of operations. In the absence of a waiver from the ASX Listing Rules, these SEC periodic reports will be in addition to our periodic filings required by the ASX Listing Rules. The Sarbanes-Oxley Act of 2002 requires, among other things, that we maintain effective disclosure controls and procedures and internal control over financial reporting. In order to maintain and, if required, improve our disclosure controls and procedures and internal control over financial reporting to meet this standard, significant resources and management oversight will be required. As a result, management's attention may be diverted from other business concerns and our costs and expenses will increase, which could harm our business and results of operations. We may need to hire more employees in the future or engage outside consultants, which will increase our costs and expenses.

In addition, changing laws, regulations, and standards relating to corporate governance and public disclosure are creating uncertainty for public companies, increasing legal and financial compliance costs and making some activities more time consuming. These laws, regulations and standards are subject to varying interpretations, in many cases due to their lack of specificity and, as a result, their application in practice may evolve over time as new guidance is provided by regulatory and governing bodies. This could result in continuing uncertainty regarding compliance matters and higher costs necessitated by ongoing revisions to disclosure and governance practices. We intend to invest resources to comply with evolving laws, regulations and standards, and this investment may result in increased general and administrative expenses and a diversion of management's time and attention from sales-generating activities to compliance activities. If our efforts to comply with new laws, regulations and standards differ from the activities intended by regulatory or governing bodies due to ambiguities related to their application and practice, regulatory authorities may initiate legal, administrative or other proceedings against us and our business may be harmed.

***A state court located within the State of Delaware (or, if no state court located within the State of Delaware has jurisdiction, the federal district court for the District of Delaware) will be, to the extent permitted by law, the sole and exclusive forum for substantially all state law based disputes between us and stockholders.***

Our bylaws provide that, unless we consent in writing to the selection of an alternative forum, a state or federal court within the State of Delaware will be the sole and exclusive forum for:

- any derivative action or proceeding brought on our behalf;
- any action or proceeding asserting a claim of breach of a fiduciary duty owed by any director or officer or other employee or agent of the Company to the Company or the Company's stockholders or debtholders;
- any action or proceeding asserting a claim against the Company or any director or officer or other employee or agent of the Company arising pursuant to any provision of the DGCL or our certificate of incorporation or bylaws; or
- any action asserting a claim against the Company or any director or officer or other employee of the Company governed by the internal affairs doctrine or other "internal corporate claims" as defined in Section 115 of the DGCL.

The choice of forum provision may limit a stockholder's ability to bring a claim against us or our directors, officers, employees or agents in a forum that it finds favorable, which may discourage stockholders from bringing such claims at all. Alternatively, if a court were to find the choice of forum provision contained in our bylaws to be inapplicable or unenforceable in an action, we may incur additional costs associated with resolving such action in another forum, which could materially and adversely affect our business, financial condition and results of operations. However, the choice of forum provision does not apply to any actions arising under the Securities Act or the Exchange Act.

***The issuance of additional common stock or securities convertible into our common stock could result in dilution of the ownership interest in us held by existing stockholders.***

We may issue more CDIs in the future in order to fund future investments, acquisitions, capital raising transactions or to reduce our debt. While we will be subject to the constraints of the ASX Listing Rules regarding the percentage of our capital that we are able to issue within a 12-month period (subject to applicable exceptions), any such equity raisings may dilute the ownership of existing stockholders for shares of our common stock.

## Table of Contents

***We are subject to general market risks that are inherent to companies with publicly traded securities and the price of our securities may be volatile.***

We are subject to the general market risks that are inherent in all securities traded on a securities exchange. This may result in fluctuations in the trading price of our securities that are not explained by our fundamental operations and activities. There is no guarantee that the price of our securities will increase in the future, even if our earnings increase.

Our securities may trade at, above or below the price paid by an investor for those securities due to a number of factors, including, among others:

- general market conditions, including investor sentiment;
- movements in interest and exchange rates;
- fluctuations in the local and global market for listed stocks;
- actual or anticipated fluctuations in our interim and annual results and those of other public companies in our industry;
- industry cycles and trends;
- mergers and strategic alliances in the coal industry;
- new or changes in government laws or regulations;
- potential or actual military conflicts or acts of terrorism;
- new or changes in accounting principles;
- announcements concerning us or our competitors;
- changes in government policy, legislation or regulation;
- inclusion of our securities in or removal from particular market indices (including S&P and ASX indices); and
- the nature of the markets in which we operate, including adverse weather conditions.

Other factors that may negatively affect investor sentiment and influence us, specifically, or the stock market, more generally, include acts of terrorism, an outbreak of international hostilities, fires, floods, earthquakes, labor strikes, civil wars, natural disasters, outbreaks of disease, including a global pandemic, or other man-made or natural events.

Stock markets have experienced extreme price and volume fluctuations in the past that are often disproportionate or unrelated to the operating performance of companies. There can be no guarantee that trading prices and volumes of any securities will be sustained. These factors may materially affect the market price of our securities, regardless of our operational performance. This may then significantly impact our ability to raise new equity which may be required to fund our operations if our financial performance deteriorates due to other factors.

***The payment of dividends and repurchases of our common stock are dependent on a number of factors, and future dividend payments and repurchases cannot be assured and are within the discretion of our Board of Directors.***

The payment of dividends in respect of our common stock is impacted by several factors, including our profitability, retained earnings, capital requirements and free cash flow, as well as applicable covenants under the Indenture (as defined below) governing our senior secured notes and covenants under the ABL Facility. Any future dividend payments will be determined by and declared at the discretion of our Board of Directors considering the factors above, among others. There is no guarantee that any dividend payments will be paid, or repurchases will be made, by us in the future, or if paid, paid at previous levels. From time to time, our Board of Directors may also cancel previously announced dividend payments.

## [Table of Contents](#)

### ITEM 1B. UNRESOLVED STAFF COMMENTS

None.

### ITEM 1C. CYBERSECURITY

#### **Risk Management and Strategy:**

Coronado has implemented software governance tools to assess, identify, and manage material risks from cybersecurity threats. Coronado heavily relies on information technology systems throughout its operations, and acknowledges the critical importance of safeguarding its digital assets and protecting sensitive information. Regular security assessments are conducted to monitor technological implementations against global standards. Coronado also maintains a suite of security measures to help defend against unauthorized access and misappropriation of technology. Additionally, the Coronado IT department distributes training and awareness information to personnel covering email security, password security, data handling security, enterprise resource planning systems and cloud security.

Coronado's cybersecurity risk management is integrated into its Group risk management processes, which are governed by the Group Risk Management Framework and Risk Management Policy. The Risk Management Framework and Risk Management Policy outline:

- Risk management responsibilities;
- Risk assessment frequency;
- Risk assessment criteria (likelihood and consequence);
- The requirement to implement internal controls; and
- The level within the organization risk assessments are to be performed.

Certain key controls considered through Coronado's internal control processes are linked to cybersecurity risks, these include controls over access and change management for key financial systems. Where the management of these key financial systems is outsourced to third parties, Coronado obtains assurance reports on the effectiveness of key vendor controls. Additionally, Coronado uses third parties to conduct cybersecurity penetration testing at Coronado's U.S. and Australian operations. In 2023, Coronado created the Digital Advisory Committee, or Committee, which is chaired by the Vice President of Information Technology. As part of Coronado's processes to oversee and identify cybersecurity threats associated with its use of third-party service providers, the Committee is tasked with reviewing new software requests from Coronado's various divisions. The Committee is comprised of business systems, plant and operational personnel from both Coronado's U.S. and Australian operations.

As of the filing of this Annual Report on Form 10-K, Coronado is not aware of any cybersecurity incidents that have occurred since the beginning of 2024 that have materially affected, or are reasonably likely to materially affect, Coronado, including Coronado's business strategy, results of operations or financial condition. Coronado could be subject to cybersecurity incidents in the future which may have a material adverse effect on Coronado's business strategy, results of operations or financial condition. For further information on Coronado's risks relating to cybersecurity threats, see "Operation and Technology Risks" in "Risk Factors" on page 47 of this Form 10-K.

#### **Governance:**

The Board of Directors is responsible for reviewing, ratifying, and monitoring systems of risk management, internal control, and legal compliance. This includes identifying the main risks associated with Coronado's businesses, including cybersecurity risk, and implementing appropriate systems to manage such risks. As outlined in the Audit Governance and Risk Committee, or AGRC, charter, the Board of Directors has delegated to the AGRC responsibility for overseeing corporate and governance risk management, financial risk management, and compliance with applicable laws, regulations, standards, and best practice guidelines. In 2024, the AGRC charter was amended to confirm that this responsibility includes the oversight of cybersecurity risk. The AGRC is informed of cybersecurity risks by management, which includes an annual cybersecurity risk presentation. As part of their review of reports from management, the AGRC reports cybersecurity risk updates to the Board of Directors, which enables the Board of Directors to incorporate the insights of such reports into its overall risk oversight analysis.

## Table of Contents

Supporting this governance framework, the Executive Leadership Team, or ELT, is responsible for maintaining effective systems of risk management and internal control. Within this framework, the Vice President of Information Technology is responsible for the cybersecurity function. The Vice President of Information Technology has experience in various roles involving managing information systems and cybersecurity functions and developing cybersecurity strategies. The Vice President of Information Technology reports to the Group Chief Financial Officer, or Group CFO, who is a member of the ELT.

In order to prevent, detect, mitigate and remediate cybersecurity incidents, Coronado maintains a Cyber Incident Response Plan (Plan). The Plan outlines Coronado's approach to identifying and containing cybersecurity incidents, along with recovery and improvement processes. The Plan includes incident assessment criteria that allow for escalation of potentially material cybersecurity incidents. The Group CFO reports to the AGRC in the event of a potentially material cybersecurity incident. Additionally, annual reviews of Coronado's current cybersecurity status and strategy are presented to the Board of Directors and the AGRC by management.

For personal use only

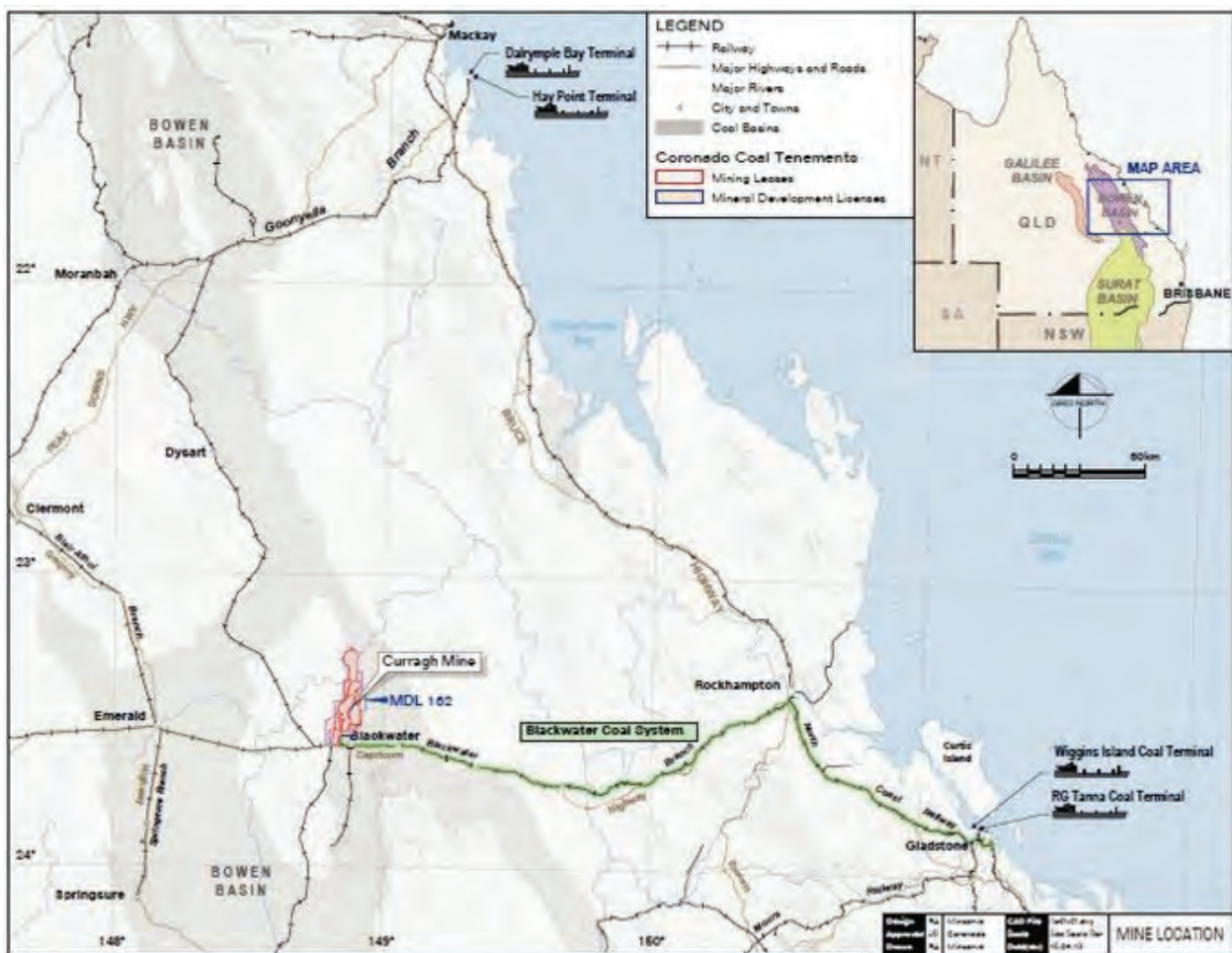
**ITEM 2. PROPERTIES**

**Summary Overview of Mining Operations**

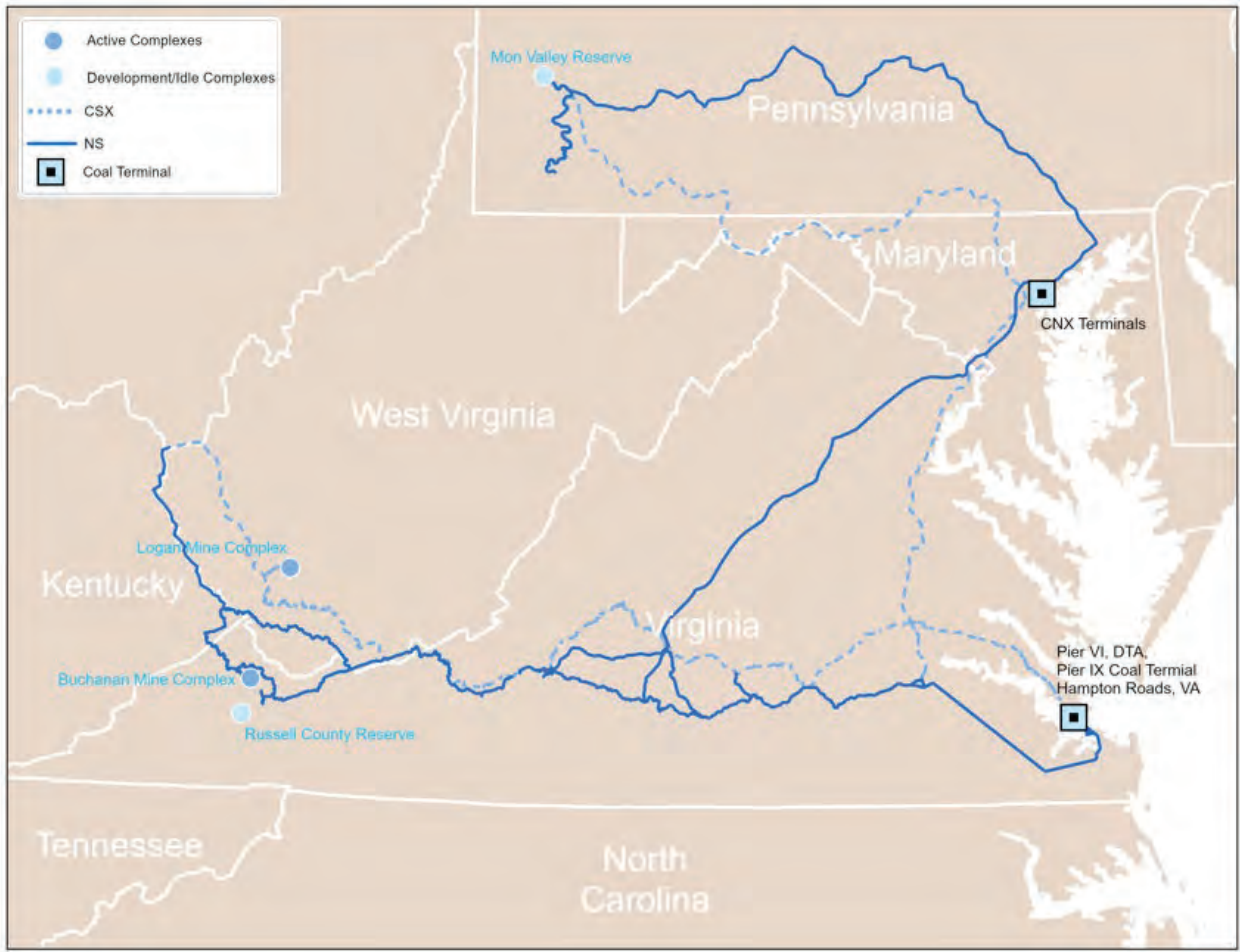
Coronado owns and controls a portfolio of operating mines and development projects in Queensland, Australia, and Virginia, West Virginia and Pennsylvania in the United States. Our Australian Operations consist of the 100%-owned Curragh mine complex consisting of two open cut mines (Curragh North and Curragh South) and an underground mine (Mammoth Underground, formerly known as Curragh Underground). With respect to our U.S. Operations, Coronado owns a 100% interest in two producing mine complexes (Buchanan and Logan) and two development properties (Mon Valley Minerals (formerly called Pangburn-Shaner-Fallowfield) and Russell County). On January 14, 2025, Coronado successfully completed the sale of its non-core idle Greenbrier mine complex. Therefore, reserves and resources information in this Annual Report on Form 10-K do not include Greenbrier.

Figures 1 and 2 below show the locations of our mining properties in Australia and the United States, respectively.

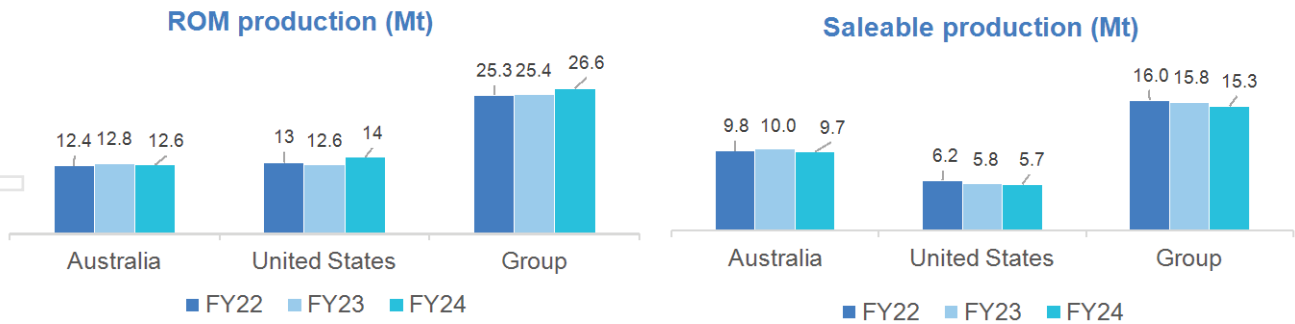
**Figure 1: Australian Operations:**



**Figure 2: U.S. Operations:**



The below charts show ROM production and saleable production for our Australian Operations and our U.S. Operations for the years ended December 31, 2024, 2023 and 2022.



See the descriptions of our material mining properties under “—Curragh,” “—Buchanan,” “—Logan” and “—Mon Valley” below for more information. Table 1 below contains a summary of the key information relative to the various Coronado properties. Tables 2 and 3 provide a summary of our coal resources and reserves, respectively, as of December 31, 2024.

[Table of Contents](#)**Table 1. Summary of Coronado Properties**

Property (Property Stage)	Mineral Rights <sup>(1)</sup>	Permit Status <sup>(2)</sup>	Mine Type(s)	Coal Type	Coal Seams of Economic Interest (Formation)	Processing Plants/Facilities
Curragh (Production)	25,586 hectares leased; 6,381 hectares owned	Permitted	Surface & Underground	HCC, SCC, PCI, Thermal	Various (Rangal Coal Measures)	CPP1 - 1,100 raw Mt per hour; CPP2 - 1,200 raw Mt per hour; Rail Loadout
Buchanan (Production)	25,853 hectares leased <sup>(3)</sup> ; 7,725 hectares owned	1 Permit	Underground	Low-Vol	Pocahontas #3 (Pocahontas Formation)	CPP - 1,270 raw Mt per hour; Rail Loadout
Logan (Production)	12,666 hectares leased <sup>(3)</sup> ; 69 hectares owned	27 Permits	Surface & Underground	HVA, HVB, Thermal	Various (Kanawha Formation)	CPP - 1,088 raw Mt per hour; Rail Loadout
Mon Valley (Development)	1,339 hectares leased <sup>(3)</sup> ; 40,276 hectares owned	Not Permitted	Underground <sup>(4)</sup>	High-Vol	Upper Freeport (Freeport Formation)	Future
Russell County (Development)	7,111 hectares leased <sup>(3)</sup> ; 378 hectares owned	Not Permitted	Underground <sup>(4)</sup>	High-Vol	Lower Castle (Norton Formation); Upper Horsepen (Middle Lee Formation)	Future

(1) We are not aware of any significant encumbrances or defects in title with respect to any of our mining properties. Certain credit facilities of the Company are secured by a lien on substantially all of the Company's assets, including mining properties.

(2) We believe we have secured all applicable environmental licenses and permits under applicable law and have all necessary permits and licenses regarding cultural heritage, native title and various other social issues to support current mining operations.

(3) Subject to the exercise of our renewal rights thereunder, most of the leases at our U.S. mining properties expire upon exhaustion of the relevant reserves.

(4) Proposed mine type.

[Table of Contents](#)
**Table 2. Summary Coal Resources Exclusive of Reserves at End of the Fiscal Year Ended December 31, 2024.<sup>(1)</sup>**

	Coal Resources (In Situ, MMt) <sup>(2)(3)</sup>				Quality (Air-Dried Basis)		
	Measured	Indicated	Measured + Indicated	Inferred	Ash	Sulfur	Volatile Matter
Australia							
Open cut	165	83	247	52	23.6%	0.6%	19.9%
Underground	41	62	103	106	18.6%	0.4%	18.1%
Total Australia	<b>206</b>	<b>145</b>	<b>350</b>	<b>158</b>			
United States							
Buchanan	29	5	34	—	16.0%	0.8%	18.0%
Logan	30	41	71	3	17.0%	1.0%	31.0%
Mon Valley	—	—	—	—	—	—	—
Russell County	40	4	44	—	29.0%	0.7%	23.0%
Total United States	<b>99</b>	<b>50</b>	<b>149</b>	<b>3</b>			
Total	<b>305</b>	<b>195</b>	<b>499</b>	<b>161</b>			

(1) For more information regarding price assumptions used in the calculation of coal resources as of December 31, 2024, see the individual property disclosures below.

(2) Australian resources are estimated inclusive of 5.3% in-situ moisture. United States resources are estimated on a dry basis.

(3) Some numerical figures in the above table have been subject to rounding adjustments. Accordingly, numerical figures shown as totals may not equal the sum of the figures that precede them.

**Table 3. Summary Coal Reserves (Marketable Sales Basis) at End of the Fiscal Year Ended December 31, 2024.<sup>(1)</sup>**

	Demonstrated Coal Reserves (Wet Tons, Washed or Direct Shipped, MMt) <sup>(2)(4)</sup>			Quality (Air-Dried Basis)		
	Proven	Probable	Total	Ash	Sulfur	Volatile Matter
Australia						
Open cut	163	15	177	12.9%	0.5%	19.3%
Underground	26	10	36	10.0%	0.3%	16.9%
Total Australia	<b>189</b>	<b>25</b>	<b>213</b>			
United States						
Buchanan	78	6	83	6.0%	0.7%	20.0%
Logan	40	23	62	8.0%	0.9%	35.0%
Mon Valley	78	57	134	8.0%	1.2% <sup>(3)</sup>	35.0%
Russell County	24	5	29	8.0%	0.9%	31.0%
Total United States	<b>220</b>	<b>90</b>	<b>310</b>			
Total	<b>409</b>	<b>115</b>	<b>523</b>			

(1) For more information regarding price assumptions used in the calculation of coal reserves as of December 31, 2024, see the individual property disclosures below.

(2) For more information regarding moisture assumptions used in the calculation of coal reserves as of December 31, 2024, see the individual property disclosures below.

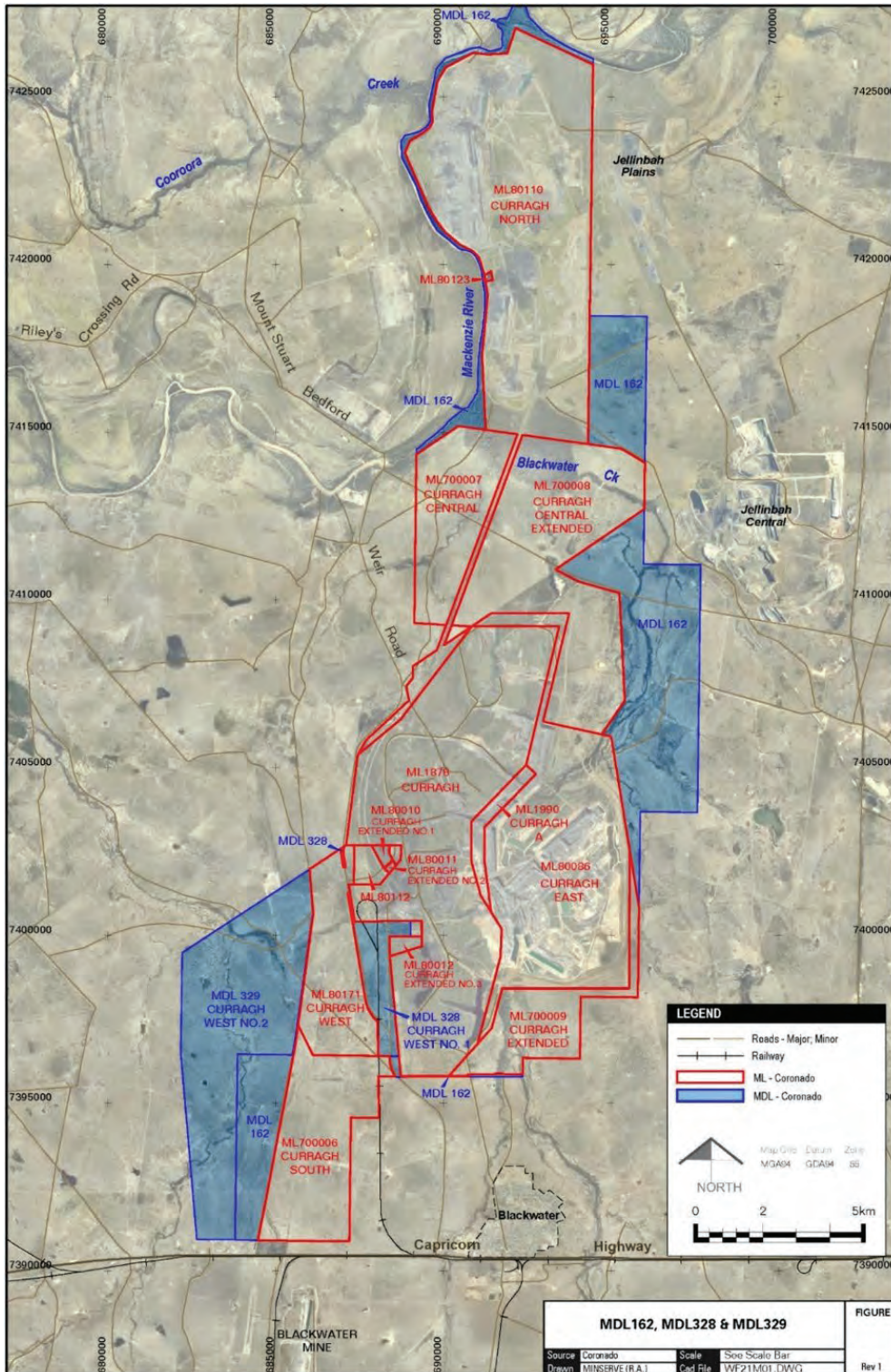
(3) Life-of-mine, or LOM, sulfur for Pangburn is an estimated 1.2%; however, overall Mon Valley complex reserve average is 1.4% sulfur.

(4) Some numerical figures in the above table have been subject to rounding adjustments. Accordingly, numerical figures shown as totals may not equal the sum of the figures that precede them.

**Curragh**

Curragh is a production-stage mining property that consists of two active, open cut, surface mines (Curragh North and Curragh South) and one underground mine (Mammoth Underground). Coal mine production at the Curragh property has been historically accomplished by surface mining methods since the mine's inception in 1983. Presently, coal mine production at the Curragh property is accomplished by both surface mining methods and a newly developed underground mine. Curragh coals are widely known for their low ash, low to mid volatile matter, low sulfur and low phosphorous content. Curragh Met coal products are also known for their consistent delivered quality, which supports a consistent offtake across a diversified market base. A map of the Curragh tenements is shown in Figure 3.

**Figure 3. Coronado Curragh Mine Complex Property Location Map.**



For personal use only

## Table of Contents

The Curragh mine complex is located within the Bowen Basin coalfields, approximately 200 kilometers by road west of Rockhampton, Queensland, Australia, and approximately 14 kilometers North of the town of Blackwater, Queensland, Australia. The coordinates of CPP1, which is located within Curragh Main, are 688,561 meters East, 7,400,933 meters North in the AMG66 grid system. Curragh owns and operates the necessary CPPs and load-out system for dispatches via Blackwater rail line to the Port of Gladstone or the Stanwell Power Station. See Item 1. “Business—Transportation—Australian Operations” for additional information regarding the rail and port services available to Curragh. Curragh also has maintenance facilities for the fleet of mining equipment, as well as office buildings for the mine staff and personnel. Established sealed roads connect the mine to the town of Emerald, Queensland, Australia, to the west and the Port of Gladstone to the east. Third-party rail providers operate the Blackwater rail line and transport Curragh export coal, for sale to international customers, to both the RGTCT and the WICET at the Port of Gladstone. Curragh domestic coal is loaded onto train wagons for transportation to the Stanwell Power Station for power generation.

Curragh has ready access to water, electricity and personnel to support its operations. SunWater Ltd. supplies raw water to the mine complex from the Fairbairn Dam via the Bedford Weir. The mine complex also recycles water from on-site dams and old open-cut pit voids that capture rainfall and water from dewatering activities. Curragh has a dedicated 66-kilovolt, or kV, power supply to support the mining operations with a capacity of up to 57-megawatt sourced from the main grid power. The substation is located on the southwest corner of ML1878 with both 66kV and 22kV distribution networks to supply the draglines, shovel and CPPs. There is adequate power on site for establishing the underground mine and commencing the first two continuous miner units; however, upgrades to the site infrastructure are required for full underground production with four continuous miner units.

The MRA and the MERCPA, together, provide for the assessment, development and utilization of mineral resources in Queensland to the maximum extent practicable, consistent with sound economic and land use management. The MRA vests ownership of minerals, with limited exceptions, in the “Crown,” which in relation to Curragh, is the Queensland government. A royalty is payable to the Queensland government for the right to extract minerals. The MRA also creates different tenures for different mining activities, such as prospecting, exploring and mining. A ML is the most important tenure, as it permits the extraction of minerals in conjunction with other required authorities. The MRA imposes general conditions on a ML.

Coronado controls the coal mining rights at Curragh under 14 coal and infrastructure MLs and three MDLs granted pursuant to the MRA. We refer to the MLs and MDLs at Curragh, collectively, as the Tenements. Renewal of certain Tenements will be required during the mine life of Curragh and the Queensland government can vary the terms and conditions on renewal. There are a number of existing petroleum tenements which overlap with the Tenements. The priority, consent and coordination requirements under the MRA, MERCPA and the Petroleum and Gas (Production and Safety) Act 2004 (Qld) (as relevant) may apply with respect to those overlaps. Extensive statutory protocols govern the relationships between co-existing mining and exploration rights and these protocols are largely focused on encouraging the overlapping tenement holders to negotiate and formulate arrangements that enable the co-existence of their respective interests. To date, we have negotiated arrangements in place with all of our overlapping tenement holders and full access to all of our Tenements. See Item 1. “Business—Regulatory Matters—Australia” for additional information regarding Curragh’s Tenements.

Property control and mining rights at Curragh are entirely expressed in the MLs and MDLs mentioned above. An overlapping petroleum tenure exists over the southern and eastern extents of the Tenements. Under the MERCPA, this requires annual information exchanges, including the provision and maintenance of joint information management plans with the overlapping tenement holder. Curragh is compliant with the legislation and there are no current restrictions to coal mining.

As conditions to certain of the Tenements, Curragh is subject to royalties payable to the Queensland government on a regulated tiered structure introduced July 1, 2022. This tiered royalty payment regime is dependent on the received AUD/t revenue received from the coal sales, and varies from 7% for up to A\$100/t sales, up to 40% payable for sales over A\$300/t. These royalties are in addition to the Stanwell rebate, as described in Item 1. “Business—Customers—Stanwell.” Additionally, if MDL 162 advances from development to production, we would be required to pay under a private royalty deed a base royalty of A\$0.50 per Mt of coal and a royalty of A\$0.70 for every Mt of SCC produced above 2.5 MMt per year.

A joint venture between Arco Australia Ltd., Australian Consolidated Industries Ltd., R.W. Miller & Co. and Mitsui & Co. (Australia) first began development on certain of the Tenements in 1983. Later, Arco Australia Ltd. bought out the other joint venturers and, in 2000, sold the Curragh property to Wesfarmers Ltd. In 2014, Wesfarmers acquired MDL 162 from Peabody Budjero Pty Ltd. Coronado acquired all the Tenements from Wesfarmers Ltd. in March 2018. Production history has been approximately 9.8 MMt in 2022, 10.0 MMt in 2023 and 9.6 MMt in 2024.

## Table of Contents

Beginning in the 1960's, various tenement holders began prospecting and exploratory drilling at Curragh. We currently have an active, ongoing exploration program at Curragh that allows us to update and refine the geological model ahead of pit development. Recently, we have increasingly focused on an underground exploration program, which has included seismic 2-D and 3-D surveys and core drilling for gas, geotech, coal quality and spontaneous combustion evaluation. Additional exploration has included permeability and hydrological assessments.

Open cut coal mine development at the Curragh property is presently accomplished by surface mining methods and has been so historically since the mine's inception. The mine characteristics and output levels allow it to be ranked as a large coal operation when compared to domestic producers in Australia and worldwide. Curragh operates four large electric draglines, one large electric shovel and additional fleets of hydraulic excavators.

Curragh has two CPPs, CPP1 and CPP2. CPP1 is the oldest of the two processing plants and has a documented nameplate capacity of 1,100 raw tons per hour, or tph (as received). CPP2 has a documented nameplate capacity of 1,200 tph (as received) with a capability of up to 1350 tph when processing selected feed types. Curragh has a loadout facility for loading coal onto railcars, which is connected to the main Blackwater rail link.

Generally, the mining equipment and facilities at Curragh are in good operating condition. We focus on the long-term potential of the mine complex and regularly monitor developments in the mining industry for technology improvements and new equipment that could help us increase efficiency and lower our costs. Curragh's oldest mining equipment, including two draglines, began operations in 1983. Prior to Coronado taking over mining operations, Wesfarmers Ltd. made improvements to the processing facilities at Curragh, including the commissioning of the second CPP in 2012 and replacing the raw coal crushing system at Curragh Main with an updated circuit in 2016. Wesfarmers Ltd. also started a corrosion and structural repair program over ten years ago that has continued since acquisition. This program helps ensure that the assets are available well into the future. From time to time, we also update and improve other equipment and facilities to maintain their usefulness and optimize our competitiveness. As of December 31, 2024, the book value of Curragh and its associated plant and equipment was \$717.5 million.

Underground mining commenced at the Mammoth Underground Mine in late 2024 via the final highwall in the Curragh North open pit mine. The underground mining method being used at Mammoth is bord and pillar mining using primary extraction of panels with roadway widths of 6.5 meters, reducing to 6 meters where the overburden thickness or mining conditions require. There is a phased production ramp up planned through 2025, with full production expected in 2026 from the Mammoth Underground Mine. Underground mining is planned initially in the Mammoth seam across three mining areas: Mammoth South, Central and North. From 2034 underground mining will transition to a lower seam called the Mackenzie seam and mine out the remaining reserves from this lower seam to end of mine life which is currently approximately 20 years in total.

We are not aware of any significant encumbrances or defects in title with respect to the Curragh property. We believe we have secured all applicable environmental licenses and permits under both Queensland and Australian Commonwealth legislation and have all permits and licenses regarding cultural heritage, native title and various other social issues. See Item 1. "Business—Regulatory Matters—Australia" for a discussion of the permitting conditions applicable to Curragh.

Summaries of Curragh's coal resources and reserves estimates as of December 31, 2024 and 2023 are shown in Tables 4 and 5, respectively.

Table of Contents

**Table 4. Curragh – Summary of Coal Resources Exclusive of Reserves at the End of the Fiscal Year Ended December 31, 2024 and 2023.<sup>(1)</sup>**

	Coal Resources (Wet Tons, In Situ, MMt) <sup>(2)(3)(4)(5)</sup>				Quality (Air-Dried Basis)		
	Measured	Indicated	Measured + Indicated	Inferred	Ash	Sulfur	Volatile Matter
December 31, 2024							
Open Cut	165	83	247	52	23.6%	0.60%	19.9%
Underground	41	62	103	106	18.6%	0.40%	18.1%
<b>Total</b>	<b>206</b>	<b>145</b>	<b>350</b>	<b>158</b>			
December 31, 2023							
Open Cut	167	81	247	54	22.9%	0.60%	19.1%
Underground	41	62	103	106	18.6%	0.40%	18.1%
<b>Total</b>	<b>208</b>	<b>143</b>	<b>350</b>	<b>160</b>			

- (1) Curragh determines the resources exclusive of reserves below a 15:1 in-situ strip ratio as being suitable for open pit mining, and above 15:1 in-situ strip ratio being suitable for underground mining with a minimum seam thickness of 1.8 meters.
- (2) There are resources suitable for open cut mining outside of the declared reserves. The initial economic assessment for resources exclusive of reserves as of December 31, 2023, and 2024 assumed the same revenue pricing based on an assumed long-term average realized sales price of \$133 per Mt (FOB for the open cut resources and \$140 per Mt (FOB for the underground resources. This is explained further in Section 11.5 of the Curragh TRS.
- (3) Table 1-1 of the Curragh TRS provides a summary of Curragh resource tons inclusive of reserve tons as of December 31, 2023.
- (4) Reported on a 5.3% in-situ moisture basis.
- (5) Some numerical figures in the above table have been subject to rounding adjustments. Accordingly, numerical figures shown as totals may not equal the sum of the figures that precede them.

**Table 5. Curragh – Summary of Coal Reserves (Marketable Sales Basis) at the End of the Fiscal Year Ended December 31, 2024 and 2023.<sup>(1)</sup>**

	Demonstrated Coal Reserves (Wet Tons, Washed or Direct Shipped, MMt) <sup>(2)(3)</sup>			Quality (Air-Dried Basis)		
	Proven	Probable	Total	Ash	Sulfur	Volatile Matter
December 31, 2024						
Open Cut	163	15	177	12.9%	0.5%	19.3%
Underground	26	10	36	10.0%	0.3%	16.9%
<b>Total</b>	<b>189</b>	<b>25</b>	<b>213</b>			
December 31, 2023						
Open Cut	173	16	189	12.2%	0.5%	19.5%
Underground	25	9	34	10.0%	0.3%	16.9%
<b>Total</b>	<b>198</b>	<b>25</b>	<b>223</b>			

- (1) Based on long-term revenue pricing assumption data outlined by Coronado described in Section 16 of the Curragh TRS. The pricing data for both December 31, 2023 and 2024 assumes an average realized revenue price of \$131 per Mt sold over the LOM.
- (2) The open cut marketable reserves are reported on a 9.5% product moisture basis and the underground marketable reserves are reported on a 10% product moisture basis.
- (3) Some numerical figures in the above table have been subject to rounding adjustments. Accordingly, numerical figures shown as totals may not equal the sum of the figures that precede them.

From December 31, 2023, to December 31, 2024, measured and indicated resources exclusive of reserves had some minor variances but remained the same in total year on year at 350 MMt. From December 31, 2023, to December 31, 2024, total marketable coal reserves decreased by 10 MMt in line with production depletion from the Curragh open cut operations as well as some minor variances to the coal product profile over the LOM due to product coal flow optimization.

Barry Lay, BSc Geology (Hons); MAusIMM of Resology Pty Ltd, Daniel Millers, B. Eng.; MAusIMM(CP), who is employed full-time as the Superintendent Long Term Planning of our subsidiary, CCPL, and Claire McGahan, B. Eng.; MAusIMM(CP); Talisman Technical Pty Ltd, whom we refer to, collectively, as the Australian QPs, prepared the estimates of coal resources and reserves summarized in Tables 4 and 5. A copy of the Australian QPs' technical report summary, or TRS, with respect to Curragh, dated February 16, 2024, or the Curragh TRS, is filed as Exhibit 96.1 hereto. None of Mr. Barry Lay, Resology Pty Ltd, Claire McGahan or Talisman Technical Pty Ltd are affiliated with Coronado.

## Table of Contents

The Australian QPs prepared the estimates of Curragh coal resources and reserves using drilling data available from exploration activities at Curragh conducted by numerous entities over time. Most of this information was obtained prior to our acquisition of Curragh, using varying drilling and core-logging techniques, survey methods and testing procedures. As a result, in verifying the data, the Australian QPs made certain assumptions about the adequacy of the processes performed and comparability of the data based on their professional experience and familiarity with Curragh.

Per Section 12.1 of the Curragh TRS, coal reserve estimates were classified as proven or probable, with consideration given to “modifying factors,” including mining, processing, metallurgical, infrastructure, economic, marketing, legal, environmental, social and governmental factors. Section 22.2 of the Curragh TRS includes a risk assessment of the key modifying factors that could potentially impact the operations and therefore the estimate of coal reserves and resources.

As summarized in Section 7.1 of the Curragh TRS, the concentration of exploration drill holes varies slightly across the Curragh property. The location of the drilling is shown on the maps included in Section 7. Points of observation include exploration drill holes, degas holes and mine measurements, which have been fully vetted and processed into a geological model. The geological model is based on seam depositional modelling, the interrelationship of overlying and underlying strata on seam mineability, seam thickness trends, the impact of seam structure (i.e., faulting), intra-seam characteristics, etc. Section 11.6 of the Curragh TRS summarizes the drill hole spacings and accuracy associated with each resource category.

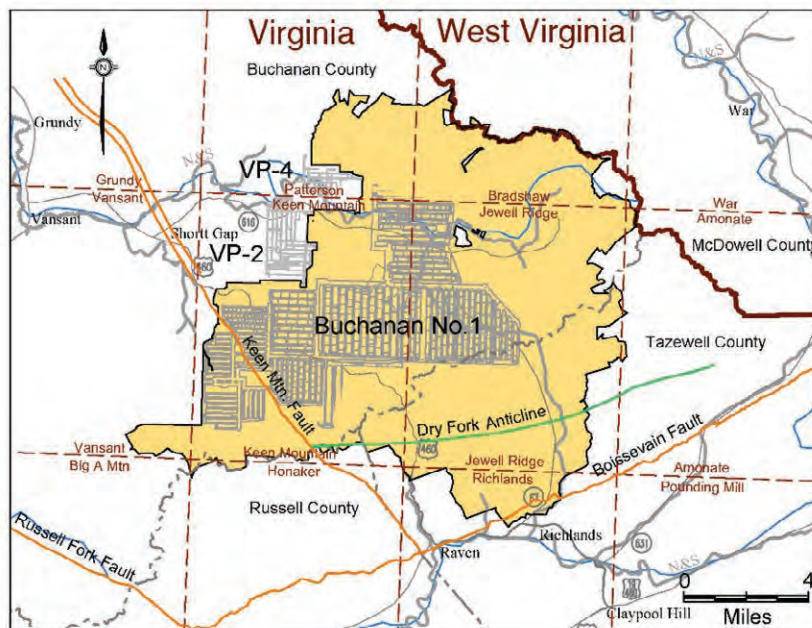
Coal quality is instrumental in determining whether there are reasonable prospects for economic extraction of a coal resource and the economic viability of a coal reserve. These quality attributes aided in converting in-situ resource tons to demonstrated coal reserves (recoverable washed tons). The reserve and resource criteria are presented in Sections 12.1 and 11.3, respectively, of the Curragh TRS, including assumptions related to seam density, minimum cut-off thickness, and recoveries. Pricing data as provided by Coronado is described in Table 16.2 of the Curragh TRS. These are weighted-average realized values across the LOM schedule.

Regarding production rates as described in Section 13 of the Curragh TRS, the mine plan and productivity expectations consider historical performance and efforts have been made to adjust the plan to reflect current technology and future conditions. Additional mine-specific factors can be found in Section 13 of the Curragh TRS.

### **Buchanan**

Buchanan is a production-stage mining property, consisting of one active underground mine and supporting infrastructure that produces Low-Vol Met coal using the longwall mining method. The mine complex is located in Buchanan County in southwest Virginia. A map of Buchanan is shown in Figure 4.

**Figure 4. Coronado Buchanan Mine Complex Property Location Map.**



## Table of Contents

The Buchanan mine complex is located approximately 6.4 kilometers southeast of Oakwood, Virginia, and 16 kilometers southeast of Grundy, Virginia. The coordinates of the Buchanan CPP are latitude 37° 09' 40" and longitude 81° 59' 13" (Easting 984,100', Northing 320,100' – in the VA State Plane South NAD 83 grid system). The nearest major population centers are Roanoke, Virginia, and Lexington, Kentucky, which are about 153 kilometers northeast and 290 kilometers northwest of the property, respectively. From U.S. Route 460, which runs through Oakwood, a well-developed network of improved and unimproved roads provides access to the property. The surface facilities at Buchanan are located along a Norfolk Southern rail line, which serves as the primary means of transport for produced coal. Norfolk Southern transports coal from the Buchanan mine complex either to domestic customers or to Lamberts Point Coal Terminal Pier 6 in Norfolk, Virginia, for overseas shipment.

Buchanan has ready access to water, electricity and personnel to support its operations. The mine complex sources water from streams that flow over Company-owned property. The mine also utilizes ground water from an old, abandoned mine. Electricity is sourced from American Electric Power. Personnel have historically been sourced from the surrounding communities in Buchanan, Tazewell, McDowell and Pike Counties and have proven to be adequate in numbers to operate the mine complex. As mining is common in the surrounding areas, the workforce is generally familiar with mining practices, and many are experienced miners.

The property mineral rights are composed of approximately 33,578 total hectares, of which 25,853 are leased or subleased from private landholders under approximately 150 individual coal lease tracts, and 7,725 hectares are owned by Coronado. Subject to Coronado's exercising its renewal rights thereunder, all the leases expire upon exhaustion of the relevant coal reserves, which is expected to occur in 2043.

Under the terms of the relevant leases, we are required to pay royalties ranging from 3% to 6% of the selling price of coal mined from the corresponding leasehold and, for the majority, an annual minimum royalty, irrespective of production. Coal produced at Buchanan, however, is not subject to "wheelage fees" (i.e., fees payable on coal mined and removed from properties other than the particular leasehold and hauled across the leasehold premises).

The property was formerly controlled by Consolidation Coal Company, or CONSOL. Mine development was started by CONSOL in 1983, and longwall production began in 1987. Coronado acquired the Buchanan Mine from CONSOL in March 2016. Production history has been approximately 3.9 MMt in 2022, 3.6 MMt in 2023 and 3.5 MMt in 2024.

Our right to commercially mine and recover coal reserves at Buchanan overlaps with the right of an affiliate of CNX Resources Corporation, which we refer to as the Gas Party, to commercially recover and develop coal gas interests from the mine area. The Gas Party and we have entered into certain agreements to regulate the interaction between, and coordinate, our respective operations. In general, the combination of these overlapping interests allows for mutual benefits to the parties, namely, the degassing of our coal mining operations in the mine, which helps assure the safety of mine personnel, and the Gas Party's commercial capture and sale of the coal gas. In addition, the Gas Party's drilling activities have contributed to exploration efforts with respect to coal deposits at Buchanan. As the only natural gas supplier in the area, we purchase our requirements of natural gas for the operation of our thermal dryer at Buchanan from the Gas Party.

Before Coronado took over mining operations at Buchanan, CONSOL Energy had conducted extensive exploration of the property. We have continued exploration at the property through a program of core drilling to confirm reserves, establish additional resources and assess the geotechnical viability of mining.

Buchanan produces primarily a Low-Vol HCC, but it also produces a premium Low-Vol PCI product. The Buchanan mine extracts coal from the Pocahontas #3 seam of the Pennsylvanian-age Pocahontas Formation, which is the principal minable coal seam of that formation. The seam is situated below drainage throughout the Property and is accessed by vertical shafts. The seam thickness averages 1.57 meters within the mining area.

## Table of Contents

The Buchanan mine currently extracts coal using two longwall systems supported by six continuous miner sections, which develop main entries and gate roads in preparation for the longwall. A seventh continuous miner section is expected to begin in 2026. Each continuous miner section is equipped with one or two continuous miners, two roof bolters and two or three coal haulage units. After extraction, a series of conveyor belts deliver raw coal to an underground storage bunker. The Buchanan mine complex uses a skip hoist system to lift raw coal to the surface. Buchanan has a CPP that processes raw coal at a rate of approximately 1,270 raw tph, as well as the other necessary support infrastructure, including loadout and portal facilities. Coronado's 2023 long-term production forecast included the construction of a new coal preparation plant at Buchanan and associated coal production volumes; however, this has been removed from the 2024 production forecast due to lower pricing environment and to allow for additional option analysis. A new plant remains under consideration and as such, future production volume forecasts will be re-evaluated and updated to reflect any corresponding capacity increases.

Generally, the mining equipment and facilities at Buchanan are in good operating condition. We focus on the long-term potential of the mine complex and regularly monitor developments in the mining industry for technology improvements and new equipment that could help us increase efficiency and lower our costs. Since acquiring the Buchanan operations, we have implemented improvements at the CPP, which have resulted in increased capacity. From time to time, we also update and improve other equipment and facilities to maintain their usefulness and optimize our competitiveness. For example, we rebuild our longwall shear, drives and cycling shields after every panel. We have also entered into life cycle management agreements for our continuous miner equipment, installed programmable logic controller, or PLC, controls on the skip hoist system, upgraded our belt drives for increased horsepower, deployed state-of-the-art Fletcher roof bolters on our continuous miner sections and switched to PLC control systems and variable frequency drive, or VFD, starters on our belt drives. As of December 31, 2024, the book value of Buchanan and its associated plant and equipment was \$533.5 million.

We are not aware of any significant encumbrances or defects in title with respect to the Buchanan property. Additionally, we believe we have obtained all requisite mining and discharge permits to conduct our operations at Buchanan and expect to be able to obtain all required permits in the future. The Buchanan mine complex holds one state permit, with the associated NPDES permit.

Buchanan is subject to a federal black lung excise tax of \$1.21 per ton for underground mining and a federal reclamation tax of \$0.13 per ton for underground mining. However, the federal black lung excise tax applies only with respect to coal sold domestically. Additionally, Buchanan is subject to a Virginia reclamation tax of \$0.05 per ton (which amount is contributed to a state-funded bond pool) and a Virginia severance tax of 2% for all coal sold. See Item 1. "Business—Regulatory Matters—United States" for a discussion of the permitting conditions applicable to Buchanan.

Summaries of Buchanan's coal resources and reserves as of December 31, 2024 and 2023 are shown in Tables 6 and 7, respectively.

**Table 6. Buchanan – Summary of Coal Resources Exclusive of Reserves at the End of the Fiscal Year Ended December 31, 2024 and 2023.<sup>(1)</sup>**

	Coal Resources (Dry Tons, In Situ, MMt) <sup>(2)(3)(4)</sup>				Quality (Air-Dried Basis)		
	Measured	Indicated	Measured + Indicated	Inferred	Ash	Sulfur	Volatile Matter
December 31, 2024	29	5	34	—	16.0%	0.8%	18.0%
December 31, 2023	31	4	35	—	16.0%	0.8%	18.0%

(1) Pricing for resources is described in Section 11.3.1 of the Buchanan TRS (as defined below). Based on assumed long-term average price of \$143 per Mt (FOB loadout) for Buchanan resources as of December 31, 2023 and \$143 per Mt (FOB loadout) for resources at December 31, 2024, representing the long-term average price forecast for Buchanan based on independent price forecasts.

(2) Exclusive of reserve tons. Table 1-1 of the Buchanan TRS provides a summary of Buchanan resource tons inclusive of reserve tons as of December 31, 2024.

(3) Reported on a dry basis. Surface moisture and inherent moisture are excluded.

(4) Some numerical figures in the above table have been subject to rounding adjustments. Accordingly, numerical figures shown as totals may not equal the sum of the figures that precede them.

Table of Contents**Table 7. Buchanan – Summary of Coal Reserves (Marketable Sales Basis) at the End of the Fiscal Year Ended December 31, 2024 and 2023.<sup>(1)</sup>**

	Demonstrated Coal Reserves (Wet Tons, Washed or Direct Shipped, MMt) <sup>(2)(3)</sup>			Quality (Air-Dried Basis)		
	Proven	Probable	Total	Ash	Sulfur	Volatile Matter
December 31, 2024	78	6	83	6.0%	0.7%	20.0%
December 31, 2023	87	5	92	6.0%	0.7%	20.0%

(1) Pricing data as provided by Coronado is described in Section 16.2 of the Buchanan TRS For Buchanan reserves as of December 31, 2023, the pricing data assumes a weighted average domestic and international FOB-mine price of approximately \$172 per Mt for calendar year 2024; the weighted average price decreases to approximately \$138 to \$145 per Mt through year 2028 and averages approximately \$173 per Mt over the LOM. For Buchanan reserves as of December 31, 2024, the pricing data assumes a weighted average domestic and international FOB-mine price of approximately \$142 per Mt for calendar year 2025; the weighted average price decreases to approximately \$132 to \$139 per Mt through year 2029 and averages approximately \$157 per Mt over the LOM.

(2) Reported on a 6.0% moisture basis.

(3) Some numerical figures in the above table have been subject to rounding adjustments. Accordingly, numerical figures shown as totals may not equal the sum of the figures that precede them.

From December 31, 2023, to December 31, 2024, total reserves decreased approximately 10%, from approximately 92.0 MMt to approximately 83.0 MMt. This net reduction of 9.0 MMt of total reserves was attributable to a combination of updates to the mine plan along with one year of mining depletion. A TRS with respect to Buchanan, updating the TRS with respect to Buchanan filed with Coronado's Annual Report on Form 10-K for the year ended December 31, 2024, was prepared in February 2025 due to material differences in the key financial modifying factors, including mining plans, coal sales price assumptions, operating costs and capital costs from December 31, 2023, to December 31, 2024. Mining plans are discussed in Section 13 of the Buchanan TRS. Coal sales price assumptions underlying the reserve estimates are discussed in Sections 12 and 16 of the Buchanan TRS, while operating costs and capital costs assumptions underlying the reserve estimates are discussed in Sections 18 and 19 of the Buchanan TRS. The differences in the key financial modifying factors did not have a material impact on the reserve estimates from December 31, 2023, to December 31, 2024. From December 31, 2023 to December 31, 2024, measured and indicated resources decreased by approximately 3%, and is attributable to one year of mining depletion along with changes to the mine plan. Updated financial inputs, including coal sales price assumptions and operating and capital costs used in estimating the resources exclusive of reserves, as discussed in Section 11.3 of the Buchanan TRS, did not have a material impact on the measured and indicated resource estimates as of December 31, 2024, as compared to the measured and indicated resource estimates as of December 31, 2023.

Marshall Miller & Associates, Inc., a third-party firm comprising mining experts, whom we refer to as the U.S. QPs, prepared the estimates of coal resources and reserves as of December 31, 2024 summarized in Tables 6 and 7. A copy of the U.S. QPs' TRS with respect to Buchanan, dated as of February 1, 2025, or the Buchanan TRS, is filed as Exhibit 96.2 hereto. The U.S. QPs are not affiliated with Coronado.

The U.S. QPs prepared the estimates of coal resources and reserves using core drilling data available from exploration activities at Buchanan conducted by numerous entities over time. Most of this information was obtained prior to our acquisition of the property, using varying drilling and core-logging techniques, survey methods and testing procedures. As a result, in verifying the data, the U.S. QPs made certain assumptions about the adequacy of the processes performed and comparability of the data based on their professional experience and familiarity with Buchanan.

Per Section 12.1 of the Buchanan TRS, coal reserves were classified as proven or probable considering "modifying factors," including mining, metallurgical, economic, marketing, legal, environmental, social and governmental factors. Section 22.2 of the Buchanan TRS includes a risk assessment of the key modifying factors that could potentially impact the operations and therefore the estimate of coal reserves and resources.

## Table of Contents

As summarized in Section 7.1 in the Buchanan TRS, the U.S. QPs utilized approximately 16,000 available core, rotary, channel samples, mine measurements and coalbed methane wells on and around the Buchanan property. Points of observation include exploration drill holes, degas holes, and mine measurements, which have been fully vetted and processed into a geologic model. The geologic model is based on seam depositional modeling, the interrelationship of overlying and underlying strata on seam mineability, seam thickness trends, the impact of seam structure (i.e., faulting), intra-seam characteristics, etc. The U.S. QPs completed a geostatistical analysis on drill holes within the reserve boundaries to determine the applicability of the common United States classification system for measured and indicated coal resources. As summarized in Section 11.1 of the Buchanan TRS, these results have led the U.S. QPs to report the data following the historical classification standards, rather than use the results of the DHSA.

Coal quality is instrumental in determining the viability of a coal deposit. Per Section 8.2 of the Buchanan TRS, coal quality conforms to the American Society for Testing and Materials, or ASTM, standards. These quality attributes aided in converting dry, in-place tons to demonstrated coal reserves (recoverable washed tons). The reserve and resource criteria are presented in Table 11-1 of the Buchanan TRS, including assumptions related to seam density, minimum cut-off thickness, and recoveries.

Regarding production rates as described in Section 13.2 of the Buchanan TRS, the mine plan and productivity expectations reflect historical performance and efforts have been made to adjust the plan to reflect future conditions. Mine development and operation have not been optimized within the Buchanan TRS.

### Logan

Coronado's Logan property is currently in the production stage. Logan consists of four active underground mines and supporting infrastructure that produce High-Vol Met coal using the room and pillar mining method and two active surface mines (Toney Fork and Elklick) and supporting infrastructure that produce both Met and thermal coal using the contour and highwall mining methods. Underground mine operations were active during 2024 at the Powellton No. 1, Lower War Eagle, Eagle No. 1 and Muddy Bridge Mines with one, three, three and two active mining sections, respectively. The Logan complex life plan includes 13 proposed mines, consisting of ten underground mines and three surface mines. The property is located in Boone, Logan and Wyoming Counties in southern West Virginia. The surface facilities are located in Logan County, West Virginia. A map of Logan is shown in Figure 5.

**Figure 5. Coronado Logan Mine Complex Property Location Map.**



## Table of Contents

The Logan mine complex encompasses the towns of Lorado and Pardee in Logan County, West Virginia, and Cyclone and Lacoma in Wyoming County, West Virginia. The coordinates of the Saunders CPP are latitude 37° 47' 58" and longitude 81° 40' 01" (Easting 1,806,880', Northing 291,517' – in the WV State Plane South NAD 27 grid system). The nearest major population centers are Huntington, West Virginia, and Charleston, West Virginia, which are about 145 kilometers northwest and 129 kilometers northeast of the property, respectively. From U.S. Route 119, which runs through Mingo, Logan and Boone Counties to the north, a well-developed network of improved and unimproved roads provides access to the property, including Route 16 and Route 10, which run east-west across the property in Logan County and Wyoming County, respectively. The Logan surface facilities are located approximately 21 kilometers northeast of Man, West Virginia, along a CSX Corporation, or CSX, rail line, which serves as the primary means of transport for produced coal. CSX transports coal from Logan either to domestic customers or to the Kinder Morgan Pier IX and Dominion Terminals in Norfolk, Virginia, for overseas shipment.

Logan has ready access to water, electricity and personnel to support its operations. Buffalo Creek Public Service District supplies water and American Electric Power supplies electricity to the mine complex. Mine personnel generally live in the surrounding communities of Logan, Boone, Wyoming and Mingo Counties in West Virginia.

The property mineral rights are composed of 12,735 total hectares, 12,666 of which are leased from private landholders under approximately 14 individual leases, and 69 hectares are owned by Coronado. Subject to Coronado exercising its renewal rights thereunder, a majority of the leases, covering a majority of the Logan reserves, expire upon exhaustion of the relevant coal reserves, which is expected to occur in 2057. One lease expires in 2032; however, Coronado is projected to have previously exhausted the reserves covered thereby.

Under the terms of the leases, we are required to pay royalties ranging from 3.0% to 9.0% of revenue from sales of coal produced depending on mining method. Certain of the leases also provide for "wheelage fees" ranging from 0.25% to 1.0% of revenue from sales of coal mined and removed from properties other than the particular leasehold and hauled across the leasehold premises.

The mining of Logan was commenced in 1945 by Lorado Mining Company, or Lorado. Lorado was sold to Buffalo Mining Company in 1964 and then to Pittston Coal Company in 1971. Pittston operated the property until the early 1990's. After being idle for a period, the property was then sold to Addington Resources in 2004. Imagin Natural Resources acquired the property in 2007 and sold it to Cliffs Natural Resources Inc. (now known as Cleveland-Cliffs Inc.) in 2011, which in turn sold the property to Coronado in 2014. Production history has been approximately 2.1 MMt in 2022, 2.5 MMt in 2023 and 2.1 MMt in 2024.

Before Coronado acquired Logan, previous owners had conducted extensive exploration on the property. Coronado has continued exploration at the property through a program of core drilling to confirm reserves, establish additional resources and assess the geotechnical viability of mining.

Logan produces primarily High-Vol Met coal (HVA HCC and HVB HCC), mined from various seams of the Kanawha Formation. A few of the seams lie below drainage; however, a substantial number of Met coal seams are situated above drainage. Logan also produces thermal coal from upper portions of the Kanawha Formation.

As of December 31, 2024, underground mine operations were active at the Powellton No. 1, Lower War Eagle, Eagle No. 1 and Muddy Bridge Mines with one, three, three and two active mining sections, respectively, using the room and pillar method.

All sections of the active underground mines at Logan are configured as full super sections, with two continuous miners per section. Each section also has two roof bolters, four shuttle cars and two scoops. From the continuous miner at the production face, the shuttle cars haul extracted coal to a feeder breaker, which transfers raw coal to a conveyor belt for transport to a surface stockpile holding area. A shared overland conveyor carries raw coal from the Powellton No. 1 and Lower War Eagle mines to a CPP. Trucks haul raw coal from the Eagle No. 1 mine to the CPP and from the Muddy Bridge mine to the Logan overland conveyor. The CPP has a feed rate capacity of 1,088 raw tph. The CPP site includes raw coal storage, clean coal storage, a loadout connected to a CSX rail line and refuse disposal area.

The Toney Fork and Ellick surface mines extract Met and thermal coal using the contour and area mining methods. The mines use spreads of front-end loaders, large tractors/dozers and rock trucks to remove overburden and expose the coal. We will deploy highwall mining when overburden volumes exceed economical stripping ratios associated with area and contour mining. Trucks haul raw coal from Toney Fork and Ellick to the CPP site for cleaning or to the loading site to be shipped directly to customers.

## Table of Contents

Our current plans at Logan contemplate 13 proposed mines, consisting of ten underground mines and three surface mines, including the six mines currently in operation. The proposed underground mines would extract coal using the room and pillar mining method, and the proposed surface mines would extract coal using area, contour or highwall mining methods, or some combination thereof.

Generally, the mining equipment and facilities at Logan are in good operating condition. We focus on the long-term potential of the mine complex and regularly monitor developments in the mining industry for technology improvements and new equipment that could help us increase efficiency and lower our costs. Logan's oldest mining equipment and facilities, including the CPP and loadout facility, began operations in 2008, when the Powellton No. 1 mine started production. Since acquiring the Logan operations, we have implemented improvements at the CPP, which have resulted in increased capacity. From time to time, we also update and improve other equipment and facilities to maintain their usefulness and optimize our competitiveness. As of December 31, 2024, the book value of Logan and its associated plant and equipment was \$223.4 million.

We are not aware of any significant encumbrances or defects in title with respect to the property. Additionally, we believe we have obtained all requisite mining and discharge permits to conduct our operations at Logan and expect to be able to obtain or renew all required permits in the future. The Logan mine complex holds 27 state permits with associated NPDES permits.

Logan is subject to a federal black lung excise tax of \$1.21 per ton for underground mining and \$0.61 per ton for surface and highwall mining; however, this tax applies only with respect to coal sold domestically. Logan is also subject to a federal reclamation fee of \$0.13 per ton for underground mining and \$0.31 per ton for surface and highwall mining. Additionally, Logan is subject to a West Virginia reclamation tax of \$0.308 per ton and a West Virginia severance tax of 1.0% to 5.0% of revenues for all coal produced. See Item 1. "Business—Regulatory Matters—United States" for a discussion of the permitting conditions applicable to Logan.

Summaries of Logan's coal resources and reserves as of December 31, 2024 and 2023 are shown in Tables 8 and 9, respectively.

**Table 8. Logan – Summary of Coal Resources Exclusive of Reserves at the End of the Fiscal Year Ended December 31, 2024 and 2023.<sup>(1)</sup>**

	Coal Resources (Dry Tons, In Situ, MMt) <sup>(2)(3)(4)</sup>				Quality (Air-Dried Basis)		
	Measured	Indicated	Measured + Indicated	Inferred	Ash	Sulfur	Volatile Matter
December 31, 2024	30	41	71	3	17.0%	1.0%	31.0%
December 31, 2023	39	36	75	3	17.0%	1.0%	31.0%

(1) Pricing for resources is described in Section 11.3.1 of the Logan TRS (as defined below). For Logan resources as of December 31, 2023, based on assumed long-term average price of \$154 per Mt (FOB loadout) for underground-mineable resources, representing the long-term average price forecast for HVB provided by Coronado; surface resources were assessed at a sales price of \$83 per Mt (FOB loadout) based on estimated historical pricing for Coronado's surface operations. For Logan resources as of December 31, 2024, based on assumed long-term average price of \$176 per Mt (FOB loadout) for underground-mineable resources, representing the long-term average price forecast for HVB provided by Coronado; surface resources were assessed at a sales price of \$99 per Mt (FOB loadout) based on estimated historical pricing for Coronado's surface operations.

(2) Exclusive of reserve tons. Table 1-1 of the Logan TRS provides a summary of Logan resource tons inclusive of reserve tons as of December 31, 2024.

(3) Reported on a dry basis. Surface moisture and inherent moisture are excluded.

(4) Some numerical figures in the above table have been subject to rounding adjustments. Accordingly, numerical figures shown as totals may not equal the sum of the figures that precede them.

Table of Contents

**Table 9. Logan – Summary of Coal Reserves (Marketable Sales Basis) at the End of the Fiscal Year Ended December 31, 2024 and 2023.<sup>(1)</sup>**

	Demonstrated Coal Reserves (Wet Tons, Washed or Direct Shipped, MMT) <sup>(2)(3)</sup>			Quality (Air-Dried Basis)		
	Proven	Probable	Total	Ash	Sulfur	Volatile Matter
December 31, 2024	40	23	62	8.0%	0.9%	35.0%
December 31, 2023	55	16	71	8.0%	0.9%	35.0%

(1) Pricing data as provided by Coronado is described in Section 16.2 of the Logan TRS. For Logan reserves as of December 31, 2023, the pricing data assumes respective HVA, HVB and thermal FOB-mine prices of approximately \$162, \$144, and \$120 per Mt for calendar year 2024. HVA, HVB, and thermal prices respectively decrease to approximately \$161, \$143, and \$114 per Mt through year 2026, and then increase to \$308, \$273, and \$212 per Mt through year 2057. For Logan reserves as of December 31, 2024, the pricing data assumes respective HVA, HVB and thermal FOB-mine prices of approximately \$171, \$151, and \$80 per Mt for calendar year 2025. HVA, HVB, and thermal prices respectively decrease to approximately \$162, \$144, and \$83 per Mt through year 2027, and then increase to \$306, \$271, and \$150 per Mt through year 2057.

(2) Reported on a 4.5% - 6.0% moisture basis.

(3) Some numerical figures in the above table have been subject to rounding adjustments. Accordingly, numerical figures shown as totals may not equal the sum of the figures that precede them.

From December 31, 2023 to December 31, 2024, total reserves have decreased by 12%. This change in the number of total reserves was attributable to a combination of updates to the mine plans, including conversion of select resources to reserves, along with one year of mining depletion. In addition, one mineral sublease containing reserves expired. A TRS with respect to Logan, updating the TRS with respect to Logan filed with Coronado's Annual Report on Form 10-K for the year ended December 31, 2024, was prepared in February 2025 due to material differences in the key financial modifying factors including coal sales price assumptions, operating costs and capital costs from December 31, 2023, to December 31, 2024. Coal sales price assumptions underlying the reserve estimates are discussed in Sections 12 and 16 of the Logan TRS, while operating costs and capital costs assumptions underlying the reserve estimates are discussed in Sections 18 and 19 of the Logan TRS. The differences in the key financial modifying factors did not have a material impact on the reserve as of December 31, 2024, as compared to the reserve estimates as of December 31, 2023. From December 31, 2023, to December 31, 2024, measured and indicated resources decreased by approximately 5%, from approximately 75 MMt to 71 MMt. This net reduction of 4 MMt of measured and indicated mineral resources was attributable to one year of mining depletion along with changes to the mine plan. Updated financial inputs, including coal sales price assumptions and operating and capital costs used in estimating the resources exclusive of reserves, including conversion of resources to reserves, as discussed in Section 11.3 of the Logan TRS, did not have a material impact on the measured and indicated resource estimates as of December 31, 2024, as compared to the measured and indicated resource estimates as of December 31, 2023.

Marshall Miller & Associates, Inc., a third-party firm comprising mining experts, whom we refer to as the U.S. QPs, prepared the estimates of coal resources and reserves as of December 31, 2024 summarized in Tables 8 and 9. A copy of the U.S. QPs' TRS with respect to Logan, dated as of February 1, 2025, or the Logan TRS, is filed as Exhibit 96.3 hereto. The U.S. QPs are not affiliated with Coronado.

The U.S. QPs prepared the estimates of coal resources and reserves using core drilling data available from exploration activities at Logan conducted by numerous entities over time. Most of this information was obtained prior to our acquisition of the property, using varying drilling and core-logging techniques, survey methods and testing procedures. As a result, in verifying the data, the U.S. QPs made certain assumptions about the adequacy of the processes performed and comparability of the data based on their professional experience and familiarity with Logan. Per Section 12.1 of the Logan TRS, coal reserves were classified as proven or probable considering "modifying factors," including mining, metallurgical, economic, marketing, legal, environmental, social and governmental factors. Section 22.2 of the Logan TRS includes a risk assessment of the key modifying factors that could potentially impact the operations and therefore the estimate of coal reserves and resources.

As summarized in Section 7.1 in the Logan TRS, the U.S. QPs utilized 1,160 available core, rotary, and gas well drilling on and around the Logan property. Mine data from active underground mines was supplied to supplement the exploration drillhole records, by seam. Points of observation include exploration drill holes, gas wells, and mine measurements, which have been fully vetted and processed into a geologic model. The geologic model is based on seam depositional modeling, the interrelationship of overlying and underlying strata on seam mineability, seam thickness trends, the impact of seam structure (i.e., faulting), intra-seam characteristics, etc. The U.S. QPs completed a geostatistical analysis on drill holes within the reserve boundaries to determine the applicability of the common U.S. classification system for measured and indicated coal resources. As summarized in Section 11.1 of the Logan TRS, these results have led the U.S. QPs to report the data following the historical classification standards, rather than use the results of the DHSA.

## Table of Contents

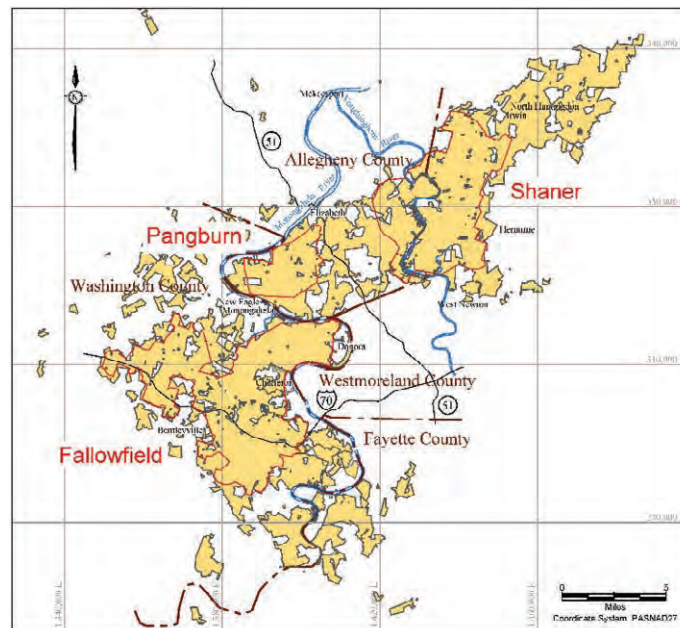
Coal quality is instrumental in determining the viability of a coal deposit. Per Section 8.2 of the Logan TRS, coal quality conforms to the ASTM standards. These quality attributes aided in converting dry, in-place tons to demonstrated coal reserves (recoverable washed tons). The reserve and resource criteria are presented in Table 11-1 of the Logan TRS, including assumptions related to seam density, minimum cut-off thickness, and recoveries. Pricing data as provided by Coronado is described in Section 16.2 of the Logan TRS.

Regarding production rates as described in Section 13.2 of the Logan TRS, the projected underground mines are set up similarly to the four active underground operations as of December 31, 2024. Each mine is scheduled to operate one to three production sections. All sections are configured as full super sections with two continuous miners per section. Three surface resource areas were modeled. Mining operations are projected to utilize area, as well as contour, mining methods. The three areas planned for highwall mining are assumed to be mined by a contractor; therefore, the contractor costs included in the financial model assume that the contractor is responsible for staffing those operations along with providing necessary equipment capital. Spoil for final highwall reclamation is expected to come from strategic placement of spoil on pre-existing benches by haul trucks such that they are within the push distance of the reclamation dozer. Additional information regarding mine-specific production factors can be found in Section 13.4 of the Logan TRS.

### Mon Valley

The Mon Valley mine complex comprises three development-stage mining properties, namely, Pangburn, Shaner and Fallowfield, each consisting of a proposed underground mine that would produce High-Vol Met coal using the room and pillar mining method. The preliminary design for the properties also includes plans for surface facilities and a preparation plant for each mine. The properties reside in Allegheny, Washington and Westmoreland Counties in southwestern Pennsylvania. The proposed facilities include a barge loading dock and CSX rail loadout on the Monongahela River in Allegheny County, Pennsylvania, which would ship clean coal from all three mines to end customers. A map of Mon Valley is shown in Figure 6.

**Figure 6. Coronado Mon Valley Mine Complex Property Location Map.**



Mon Valley is located approximately 22.5 kilometers southeast of Pittsburgh, Pennsylvania, near the communities of Bentleyville, Lockview, Monongahela, Elizabeth, Suterville and Irwin, Pennsylvania. The coordinates of the proposed infrastructure are latitude 40° 15' 24" and longitude 79° 53' 50" (Easting 1,398,821', Northing 343,480' – in the PA State Plane South NAD 27 grid system). From U.S. Interstate 70 and Pennsylvania Route 51, which traverse the Fallowfield and Pangburn areas, respectively, a well-developed network of improved and unimproved roads allows general access to the property. The Monongahela and Youghiogheny Rivers also run through the property. The primary means of transport for produced coal would be by barge on the Monongahela River/Ohio River system. Additionally, a CSX rail line located along the banks of the Monongahela River would provide another option for the shipment of coal.

## Table of Contents

Mon Valley has sources of water, power, and supplies readily available for use. Personnel in the area have historically been sourced from the surrounding communities in Allegheny, Washington, and Westmoreland Counties, and have proven to be adequate in numbers to operate the mines. As mining is common in the surrounding areas, the workforce is generally familiar with mining practices, and many are experienced miners. Water is expected to be sourced locally from a nearby public water sources or rivers. Electricity is anticipated to be sourced from West Penn Power or Duquesne Light. The service industry in the areas surrounding the proposed mine complex has historically provided supplies, equipment repairs and fabrication, etc.

The property mineral rights are composed of 41,615 total hectares, of which 1,339 are leased from private landholders under two leases, and 40,276 hectares are owned by Coronado. Subject to Coronado's exercising its renewal rights thereunder, both of the leases expire upon exhaustion of the relevant coal reserves, which is expected to occur in 2102.

A predecessor of CONSOL Energy previously controlled the properties. We acquired the properties from CONSOL Energy in March 2016 in connection with the acquisition of the Buchanan property.

Before we acquired Mon Valley, CONSOL Energy had conducted extensive exploration of Mon Valley. We have continued an exploration program focused on defining reserves and assessing the geotechnical viability of mining.

Mon Valley is capable of producing primarily a High-Vol Met coal from the Upper Freeport seam of the Pennsylvania-age Allegheny Formation. The seam is situated below drainage throughout the properties and would be accessed with slopes and shafts. The seam thickness in the projected mining areas averages 1.95 meters.

Under our current mine development plans, production would begin at the Pangburn mine in 2034, followed by the Shaner mine in 2040 and, finally, the Fallowfield mine in 2059. The proposed Mon Valley underground mines would use the room and pillar mining method with limited pillaring as to cause no subsidence. Each mine would have three continuous miner sections, with two continuous miners, two roof bolters, four shuttle cars and two scoops per section. The shuttle cars would haul extracted coal from the production face to a feeder breaker-conveyor system, which would carry raw coal to a surface stockpile and CPP. The CPPs and surface facilities would have large raw and clean coal storage areas to facilitate efficient loading of clean coal into barges or rail cars for transport. We have not yet completed detailed designs of the infrastructure or surface facilities for the proposed Shaner and Fallowfield mines.

As of December 31, 2024, the book value of Mon Valley was \$17.5 million.

We are not aware of any significant encumbrances or defects in title with respect to the properties. However, we will be required to obtain alternate zoning approval from the local township. Further, we will be required to submit formal permit applications to state or federal regulatory agencies. Although we have commenced the work to obtain the necessary permits and zoning variances, we are aware that the period of time necessary to obtain final authorizations, for purposes of commencing the development, construction and ultimate production at the proposed mine site, may be significant, and there can be no assurance that we can obtain the necessary zoning and permits. See Item 1. "Business—Regulatory Matters—United States" for a discussion of the permitting conditions applicable to Mon Valley.

Coal mined from the Mon Valley mine complex would be subject to a federal black lung excise tax of \$1.21 per ton for underground mining and a federal reclamation tax of \$0.13 per ton for underground mining. However, the federal black lung excise tax will only apply with respect to coal sold domestically.

Mon Valley contains no resources exclusive of reserve tons as of December 31, 2024 and 2023. Table 1-1 of the Mon Valley TRS (as defined below) provides a summary of Mon Valley resource tons inclusive of reserve tons as of December 31, 2024.

## Table of Contents

A summary of Mon Valley's coal reserves as of December 31, 2024 and 2023 is shown in Table 10.

**Table 10. Mon Valley – Summary of Coal Reserves (Marketable Sales Basis) at the End of the Fiscal Year Ended December 31, 2024 and 2023.<sup>(1)</sup>**

	Demonstrated Coal Reserves (Wet Tons, Washed or Direct Shipped, MMt) <sup>(2)(4)</sup>			Quality (Air-Dried Basis)		
	Proven	Probable	Total	Ash	Sulfur	Volatile Matter
December 31, 2024	78	57	134	8.0%	1.2% <sup>(3)</sup>	35.0%
December 31, 2023	78	57	134	8.0%	1.2% <sup>(3)</sup>	35.0%

(1) Pricing data as provided by Coronado is described in Section 16.2 of the Mon Valley TRS. For Mon Valley reserves as of December 31, 2023, the pricing data assumes a blended HVB domestic and export FOB-mine nominal price of \$181 per Mt for calendar year 2029; HVB domestic and export prices respectively are increased by 2% annual inflation thereafter. For Mon Valley reserves as of December 31, 2024, the pricing data assumes a blended HVB domestic and export FOB-mine nominal price of \$183 per Mt for calendar year 2030; HVB domestic and export prices respectively are increased by 2% annual inflation thereafter.

(2) Reported on a 6.0% moisture basis.

(3) LOM sulfur for Pangburn is an estimated 1.2%; however, overall Mon Valley Complex reserve average is 1.4% sulfur.

(4) Some numerical figures in the above table have been subject to rounding adjustments. Accordingly, numerical figures shown as totals may not equal the sum of the figures that precede them.

Total reserves did not change from December 31, 2023, to December 31, 2024. A TRS with respect to Mon Valley, updating the TRS with respect to Mon Valley filed with Coronado's Annual Report on Form 10-K for the year ended December 31, 2024, was prepared in February 2025 due to material differences in the key financial modifying factors including coal sales price assumptions, operating costs and capital costs from December 31, 2023, to December 31, 2024. Coal sales price assumptions are discussed in Sections 12 and 16 of the Mon Valley TRS, while operating costs and capital costs are discussed in Sections 18 and 19 of the Mon Valley TRS.

Marshall Miller & Associates, Inc., a third-party firm comprising mining, whom we refer to as the U.S. QPs, prepared the estimates of coal reserves summarized in Tables 10. A copy of the U.S. QPs' TRS with respect to Mon Valley (Pennsylvania Upper Freeport Holdings), dated as of February 1, 2025, or the Mon Valley TRS, is filed as Exhibit 96.4 hereto. The U.S. QPs are not affiliated with Coronado.

The U.S. QPs prepared the estimates of coal resources and reserves using core drilling data available from exploration activities at Mon Valley conducted by numerous entities over time. Most of this information was obtained prior to our acquisition of the Mon Valley property, using varying drilling and core-logging techniques, survey methods and testing procedures. As a result, in verifying the data, the U.S. QPs made certain assumptions about the adequacy of the processes performed and comparability of the data based on their professional experience and familiarity with Mon Valley.

Per Section 12.1 of the Mon Valley TRS, coal reserves were classified as proven or probable considering "modifying factors," including mining, metallurgical, economic, marketing, legal, environmental, social and governmental factors. Section 22.2 of the Mon Valley TRS includes a risk assessment of the key modifying factors that could potentially impact the operations and therefore the estimate of coal reserves and resources.

As summarized in Section 7.1 in the Mon Valley TRS, the U.S. QPs utilized approximately 750 available core and rotary holes on and around the Mon Valley properties. Points of observation include exploration drill holes, degas holes, and mine measurements, which have been fully vetted and processed into a geologic model. The geologic model is based on seam depositional modeling, the interrelationship of overlying and underlying strata on seam mineability, seam thickness trends, the impact of seam structure (i.e. faulting), intra-seam characteristics, etc. The U.S. QPs completed a geostatistical analysis on drill holes within the reserve boundaries to determine the applicability of the common United States classification system for measured and indicated coal resources. As summarized in Section 11.1 of the Mon Valley TRS, these results have led the U.S. QPs to report the data following the historical classification standards, rather than use the results of the DHSAs.

Coal quality is instrumental in determining the viability of a coal deposit. Per Section 8.2 of the Mon Valley TRS, coal quality conforms to the ASTM standards. These quality attributes aided in converting dry, in-place tons to demonstrated coal reserves (recoverable washed tons). The reserve and resource criteria are presented in Table 11-1 of the Mon Valley TRS, including assumptions related to seam density, minimum cut-off thickness, and recoveries. Pricing data as provided by Coronado is described in Section 16.2 of the Mon Valley TRS.

## Table of Contents

Regarding production rates as described in Section 13.2 of the Mon Valley TRS, the Mon Valley mine complex is not yet active, with three distinct mines and CPPs planned. The mine plan and productivity expectations reflect historical performance from other similar mines with similar conditions and efforts have been made to adjust the plan to reflect future conditions. Mine development and operation have not been optimized within the Mon Valley TRS. Additional mine-specific factors can be found in Section 13.4 of the Mon Valley TRS.

### **Russell County (Non-Material Property)**

The Russell County property is not considered material to Coronado's business or financial conditions. In addition, pursuant to the current mine plan, the property will only start generating cash flows when it commences production planned for 2042. Resources exclusive of reserves are based on assumed long-term average price of \$154 per Mt (FOB loadout), representing the Company's long-term average price forecast for Russell County. The pricing data assumes HVA FOB-mine prices with a weighted LOM average of approximately \$267 per Mt. Marketable reserve tons are reported on a moist basis, including a combination of surface and inherent moisture. The combination of surface and inherent moisture is modeled at 6.0%.

### **Internal Controls**

Our staff of geologists and engineers worked with the qualified persons throughout the mineral resource and reserve estimation process and provided data from our own exploration and operating activities at the properties. We have internal control procedures, including quality assurance/quality control procedures and internal verification of input data and geological modelling, subject to multi-level review, to help ensure the validity of the data. These procedures include, but are not limited to:

- Oversight and approval of each annual statement by responsible senior officers;
- Independent, external review of new and materially changed estimates at regular intervals;
- Annual reconciliation with internal planning by our staff of geologists and engineers to validate coal reserve and coal resource estimates for operating mines, including the following procedures:
  - Assessments of drilling, sampling and quality assurance/quality control data, resource modelling, resource estimation, classification, and reporting;
  - Assessment and benchmarking of production assumptions, mining rate and production schedules against historical production data;
  - Assessments of capital and operating costs against other comparable projects for reasonableness;
  - Continual identification and evaluation of material technical issues likely to impact the five-year plan and the future performance of producing properties;
- An examination of historical information and results in respect of the technical aspects of the properties by our staff of geologists and engineers, including a review of the following key elements:
  - Geology mapping, reports and models, including geotechnical and hydrology aspects;
  - Coal resource and coal reserve estimates;
  - Mining operations and proposed growth options;
  - Coal preparation facilities;
  - Coal handling and transport;
  - Environmental matters and approvals;
  - Land management, including leases and other pertinent agreements;
  - Veracity of existing information supporting five-year plans and business plans;
  - Identification of key project drivers; and
  - Risks and opportunities.

## Table of Contents

The pricing information used for preliminary resource valuation and to estimate our proven and probable coal reserves was based on prices under our existing contracts and price forecasts. Below is a description of some of the factors that could affect price forecasts for Met and thermal coal products on a mine-by-mine and product-by-product basis. Differences between the assumptions and analyses included in the price forecasts and realized factors could cause actual pricing to differ from the forecasts.

*Metallurgical.* Several factors can influence Met coal supply and demand and pricing. Demand is impacted by economic conditions and demand for steel and is also impacted by competing technologies used to make steel, some of which do not use coal as a manufacturing input. Competition from other types of coal is also a key price consideration and can be impacted by coal quality and characteristics, delivered energy cost (including transportation costs), customer service and support and reliability of supply.

Seaborne Met coal import demand can be significantly impacted by the availability of local coal production, particularly in leading Met coal import countries such as China and India, among others, as well as country-specific policies restricting or promoting domestic supply. The competitiveness of seaborne Met coal supply from leading Met coal exporting countries, such as Australia, the United States, Russia, Canada and Mongolia, among others, is also an important price consideration.

In addition to the factors noted above, the prices which may be obtained at each individual mine or future mine can be impacted by factors such as (i) the mine's location, which impacts the total delivered energy costs to its customers, (ii) quality characteristics, particularly if they are unique relative to competing mines, (iii) assumed transportation costs and (iv) other mine costs that are contractually passed on to customers in certain commercial relationships.

*Thermal.* Several factors can influence thermal coal supply and demand and pricing. Demand is sensitive to total electric power generation volumes, which are determined in part by the impact of weather on heating and cooling demand, inter-fuel competition in the electric power generation mix, changes in capacity (additions and retirements), inter-basin or inter-country coal competition, coal stockpiles and policy and regulations. Supply considerations impacting pricing include reserve positions, mining methods, strip ratios, production costs and capacity and the cost of new supply (new mine developments or extensions at existing mines).

The cost information that the QPs used for preliminary resource valuation and to estimate our proven and probable reserves were generally internal projected future costs based on historical costs and expected future trends. The estimated costs normally include mining, processing, transportation, royalty, tax and other mining-related costs. Our estimated mining and processing costs reflect projected changes in prices of consumable commodities (mainly diesel fuel, natural gas, explosives and steel), labor costs, geological and mining conditions, targeted product qualities and other mining-related costs. Estimates for other sales-related costs (mainly transportation, royalty and tax) are based on contractual prices or fixed rates. Specific factors that may impact the cost at our various operations include:

- *Geological settings.* The geological characteristics of each mine are among the most important factors that determine the mining cost. Our geology department conducts the exploration program and provides geological models for the LOM process. Coal seam depth, thickness, dipping angle, partings and quality constrain the available mining methods and size of operations. Shallow coal is typically mined by surface mining methods by which the primary cost is overburden removal. Deep coal is typically mined by underground mining methods where the primary costs include coal extraction, conveyance and roof control.
- *Scale of operations and the equipment sizes.* For surface mines, our dragline systems generally have a lower unit cost than truck-and-shovel systems for overburden removal. The longwall operations generally are more cost effective than bord-and-pillar operations for underground mines.
- *Commodity prices.* For surface mines, the costs of diesel fuel and explosives are major components of the total mining cost. For underground mines, the steel used for roof bolts represents a significant cost. Commodity price forecasts are used to project those costs in the financial models we use to establish our reserves.
- *Target product quality.* By targeting a premium quality, product, our mining and processing processes may experience more coal losses. By lowering product quality, the coal losses can be minimized and therefore a lower cost per Mt can be achieved. In our mine plans, the product qualities are estimated to correspond to existing contracts and forecasted market demands.

## Table of Contents

- *Transportation costs.* We have entered into arrangements with third parties to gain access to transportation infrastructure and services where required, including rail carriers and port owners. Where coal is exported or sold other than at the mine gate, the costs associated with these arrangements represent a significant portion of both the total cost of supplying coal to customers and of our production costs. As a result, the cost of transportation is not only a key factor in our cost base but also in the purchasing decision of customers. Our transportation costs vary by region. See Item 1. “Business—Transportation” for more information regarding transportation arrangements for our operations.
- *Royalty costs.* As conditions to certain of the Tenements, Curragh is subject to royalties payable to the Queensland government as described in Item 1. “Business—Regulatory Matters—Australia—Mineral Resources Act 1989 (Qld)”. These royalties are in addition to the Stanwell rebate, as described in Item 1. “Business—Customers—Stanwell.” Royalty costs at our U.S. Operations are based upon contractual agreements for the coal leased from private owners and vary from property to property and by the type of mine (i.e., surface or underground). The royalty rates under leases at our U.S. Operations range between 3% - 9% of revenues from coal sales. Under some of the leases, we are required to pay minimum royalties, regardless of production, and/or “wheelage fees” (i.e., fees payable on coal mined and removed from properties other than the particular leasehold and hauled across the leasehold premises).
- *Black lung, severance and reclamation taxes.* Our U.S. Operations are subject to a federal black lung excise tax on coal sold domestically.
- *Exchange rates.* Costs related to our Australian Operations are predominantly denominated in A\$, while the coal that our Australian Operations export is sold in US\$. As a result, A\$-US\$ exchange rates impact the U.S. dollar cost of our Australian Operations’ production.

For further discussion of comprehensive risk inherent in the estimation, see Item 1A. “Risk Factors—Operational and Technology Risks—We rely on estimates of our recoverable resources and reserves, which are complex due to geological characteristics of the properties and the number of assumptions made.

[Table of Contents](#)**ITEM 3. LEGAL PROCEEDINGS.**

We are involved in various legal proceedings occurring in the ordinary course of business. It is the opinion of management, after consultation with legal counsel, that these matters will not materially affect our consolidated financial position, results of operations or cash flows.

The Company is subject to a wide variety of laws and regulations within the legal jurisdiction in which it operates. See "Part I, Item 1. Business—Regulatory Matters" for additional information. The Company believes that it is in substantial compliance with federal, state and local laws and regulations.

For personal use only

[Table of Contents](#)**ITEM 4. MINE SAFETY DISCLOSURES**

Safety is the cornerstone of the Company's values and is the number one priority for all employees at Coronado.

Our U.S. Operations include multiple mining complexes across three states and are regulated by both the U.S. Mine Safety and Health Administration, or MSHA, and state regulatory agencies. Under regulations mandated by the Mine Act, MSHA inspects our U.S. mines on a regular basis and issues various citations and orders when it believes a violation has occurred under the Mine Act.

In accordance with Section 1503(a) of the Dodd-Frank Wall Street Reform and Consumer Protection Act and Item 104 of Regulation S-K (17 CFR 229.104), each operator of a coal or other mine is required to report certain mine safety results in its periodic reports filed with the SEC under the Exchange Act.

Information pertaining to mine safety matters is included in Exhibit 95.1 attached to this Annual Report on Form 10-K. The disclosures reflect the United States mining operations only, as these requirements do not apply to our mines operated outside the United States.

For personal use only

## Table of Contents

### **ITEM 5. MARKET FOR REGISTRANT'S COMMON EQUITY, RELATED STOCKHOLDER MATTERS AND ISSUER PURCHASES OF EQUITY SECURITIES.**

#### **Market Information**

Our CDIs, each representing one-tenth of one share of our common stock, have been listed on the ASX under the trading symbol "CRN" since October 23, 2018. Prior to such time, there was no public market for our securities. There is no principal market in the United States for our CDIs or shares of our common stock.

#### **Holders**

As of December 31, 2024, we had 167,645,373 shares of our common stock issued and outstanding with 7,486 holders of record. The holders included CHESS Depository Nominees Pty Limited, which held 90,147,345 shares of our common stock in the form of CDIs on behalf of the CDI holders; there were 7,485 registered owners of our CDIs on December 31, 2024.

#### *Series A Preferred Share*

On September 20, 2018, we issued the Series A Preferred Share to Coronado Group LLC, at par value. The offer, sale, and issuance of the Series A Share were deemed to be exempt from registration under the Securities Act in reliance on Section 4(a)(2) of the Securities Act as transactions by an issuer not involving a public offering. The recipient of the Series A Share acquired the Series A Share for investment only and not with a view to or for sale in connection with any distribution thereof and appropriate legends were affixed to the Series A Share.

#### **Dividends**

The payment of dividends is at the discretion of the Board of Directors. The decision as to whether or not a dividend will be paid will be subject to a number of considerations including the general business environment, operating results, cash flows, future capital requirements, regulatory and contractual restrictions, as well as applicable covenants under the Indenture governing our Notes and covenants under the ABL Facility and any other factors the Board of Directors may consider relevant.

Our objective in setting our dividend policy is to deliver stockholder returns while maintaining flexibility to pursue our strategic initiatives within a prudent capital structure. Our dividend policy is to distribute between 60% and 100% of available free cash. Available free cash is defined as net cash from operating activities less capital expenditure, acquisition expenditure, amounts reserved for capital expenditure and acquisition expenditure and amounts required for debt servicing. In circumstances where there is surplus available free cash, at the discretion of our Board of Directors and in light of business and market conditions, we may consider the potential for additional stockholder returns through special dividends and share buy-backs as part of its broader capital management strategy.

#### **Summary Description of the Company's Non-Stockholder Approved Equity Compensation Plans**

The Company does not have any non-stockholder approved equity compensation plans.

#### **Recent Sales of Unregistered Securities**

Other than as previously disclosed in a Quarterly Report on Form 10-Q or in a Current Report on Form 8-K, we did not issue any shares of our common stock in a transaction that was not registered under the Securities Act during the year ended December 31, 2024.

#### **Purchases of Equity Securities by the Issuer and Affiliated Purchases**

We had no repurchases of equity securities for the three months ended December 31, 2024.

**ITEM 6. [Reserved.]**

For personal use only

## Table of Contents

### ITEM 7. MANAGEMENT'S DISCUSSION AND ANALYSIS OF FINANCIAL CONDITION AND RESULTS OF OPERATIONS

*The following Management's Discussion and Analysis of our Financial Condition and Results of Operations, or MD&A, should be read in conjunction with the Consolidated Financial Statements and the related notes to those statements included elsewhere in this Annual Report on Form 10-K.*

#### Overview

For the year ended December 31, 2024, we produced 15.3 MMt and sold 15.8 MMt of coal. Met coal and thermal coal sales represented 79.3% and 20.7%, respectively, of our total volume of coal sold, and 95.2% and 4.8%, respectively, of our total coal revenues.

In 2024, Coronado faced several operational challenges which impacted coal production, however, we took decisive actions and implemented strategic initiatives to overcome these challenges and focused on laying the foundation for an optimal operational structure beyond 2024.

Our Australian Operations suffered key equipment and infrastructure failures and significant weather-related disruptions resulting in production delays and higher costs. Despite these setbacks, our Australian Operations completed the historical pre-strip waste deficit works in the first quarter and subsequently reduced five contractor truck and excavator fleets and idled a Company-owned shovel fleet which enhanced productivity through improved dragline and drill and blast performance. The commissioning of the Mammoth Underground Mine in December 2024 marked a key milestone, delivered on time and within budget, with the potential to ramp up production significantly in 2025.

Our U.S. Operations were adversely impacted by delays in the planned longwall move, equipment breakdowns, a safety incident that caused temporary suspension of operations at our Buchanan mine and adverse geological conditions at both the Logan mine and Buchanan mine. For Buchanan, mining through more complex seam structures earlier in the year, reduced overall yield of saleable coal. Subsequent improvements in mining conditions, enhanced conveyor and skip system performance, and the simultaneous operation of two longwall panels, in the Southern and Northern districts, resulted in improved yields and efficiency, particularly in the second half of the year.

Overall, in 2024, our saleable production was 0.5MMt lower while our sales volume remained consistent compared to the year ended December 31, 2023.

In 2024, the Met coal markets experienced volatility, driven by weak macroeconomic conditions in key regions such as Europe, China, and parts of Asia, as well as fluctuating demand dynamics in India. European steelmakers grappled with constrained industrial activity and reduced hot metal production, while China's excessive steel and coke exports, coupled with limited domestic stimulus, weighed on prices and raw material demand. India played a pivotal role in the market's mid-year stabilization, with strong pre-monsoon restocking boosting demand for Met coal. However, the prolonged monsoon season later in the year temporarily reduced Indian imports, softening overall demand.

The benchmark PLV HCC FOB AUS average for the year ended December 31, 2024, of \$240.4 per Mt was 18.9% lower compared to \$296.3 per Mt for the year ended December 31, 2023.

Coal revenues of \$2,444.9 million for the year ended December 31, 2024, were 13.6% lower compared to 2023, driven by lower average realized Met price of \$185.3 per Mt sold, \$30.4 per Mt lower than the average realized Met price in 2023.

Mining costs of \$1,683.3 million for the year ended December 31, 2024, were \$13.8 million higher compared to \$1,669.5 million for the year ended December 31, 2023, due to significant inventory drawdown at our Australian Operations due to sales volumes exceeding saleable production in 2024, unplanned maintenance costs following equipment failures and continued inflationary impacts on labor and supply costs, partially offset by cost savings from demobilizing fleets at our Australian Operations. Despite the increase in mining costs, our mining cost per Mt sold were \$0.2 lower compared to the year ended December 31, 2023, driven by higher sales volume excluding non-produced coal.

#### Dividends

During the year ended December 31, 2024, Coronado paid total dividends of \$16.7 million to stockholders and CDI holders on the ASX.

## [Table of Contents](#)

### *Senior Secured Notes*

On October 2, 2024, we successfully completed a refinancing initiative and issued \$400.0 million aggregate principal amount of our 9.25% Senior Secured Notes due 2029, or the 2029 Notes. The transaction provides Coronado increased financial flexibility by extending our debt maturity profile and includes improved terms that we believe are more sustainable for our business.

The net proceeds from the transaction were used to redeem all of the Company's outstanding principal amount of our 10.750% Senior Secured Notes due 2026, or the 2026 Notes, and to pay related fees and expenses in connection with offering of the 2029 Notes and the redemption of the 2026 Notes.

Refer to Part II, Item 8, Note 14. "Interest Bearing Liabilities" for further information.

### *Liquidity*

Coronado had cash and cash equivalents (excluding restricted cash) of \$339.4 million and \$128.6 million of undrawn capacity under our ABL Facility as of December 31, 2024. As of December 31, 2024, we had a net debt of \$85.1 million comprising of \$424.5 million aggregate principal amount of interest-bearing liabilities outstanding less cash and cash equivalents (excluding restricted cash).

On December 30, 2024, we completed the Waiver Agreement with the Administrative Agent under the ABL Facility to temporarily waive the Company's compliance with the ABL Facility's interest coverage ratio covenant between December 31, 2024 to March 30, 2025. Pursuant to the Waiver Agreement, we will be required to maintain an aggregate cash balance of at least \$100.0 million in one or more accounts with the Lenders, or the Cash Balance Covenant, until such time that we submit a covenant compliance certificate to the Lenders pursuant to the ABL Facility which demonstrates that we are in compliance with the interest coverage ratio covenant. The Cash Balance Covenant applies from the time the Company submits the covenant compliance certificate for December 31, 2024, which is anticipated to be on or after February 19, 2025.

At the end of the waiver period, unless further waivers are obtained, any breach of covenants would constitute an event of default under the terms of the ABL Facility and the Lenders may declare all amounts owing under the ABL Facility immediately due and payable, terminate such Lenders' commitments to make loans under the ABL Facility, require the Borrowers to cash collateralize any letter of credit obligations and/or exercise any and all remedies and other rights under the ABL Facility.

### *Safety*

For our Australian Operations, the twelve-month rolling average Total Reportable Injury Frequency Rate at December 31, 2024, was 2.22, compared to a rate of 1.83 at the end of December 31, 2023. At our U.S. Operations, the twelve-month rolling average Total Reportable Incident Rate at December 31, 2024 was 2.21, compared to a rate of 1.44 at the end of December 31, 2023.

The safety of our workforce is our number one priority, and we remain focused on the safety and wellbeing of all employees and contracting parties. Coronado continues to implement safety initiatives to improve our safety rates every quarter.

### *Segment Reporting*

In accordance with Accounting Standards Codification, or ASC, 280, Segment Reporting, we have adopted the following reporting segments: Australia and the United States. In addition, "Other and Corporate" is not a reporting segment but is disclosed for the purposes of reconciliation to our Consolidated Financial Statements.

## **Results of Operations**

### **How We Evaluate Our Operations**

We evaluate our operations based on the volume of coal we can safely produce and sell in compliance with regulatory standards, and the prices we receive for our coal. Our sales volume and sales prices are largely dependent upon the terms of our coal sales contracts, for which prices generally are set based on daily index averages, on a quarterly basis or on annual fixed price contracts.

Our management uses a variety of financial and operating metrics to analyze our performance. These metrics are significant factors in assessing our operating results and profitability. These financial and operating metrics include: (i) safety and environmental metrics; (ii) Adjusted EBITDA; (iii) total sales volumes and average realized price per Mt sold, which we define as total coal revenues divided by total sales volume; (iv) Met coal sales

## [Table of Contents](#)

volumes and average realized Met price per Mt sold, which we define as Met coal revenues divided by Met coal sales volume; (v) average segment mining costs per Mt sold, which we define as mining costs divided by sales volumes (excluding non-produced coal) for the respective segment; (vi) average segment operating costs per Mt sold, which we define as segment operating costs divided by sales volumes for the respective segment and (vii) net cash, which we define as cash and cash equivalents (excluding restricted cash) less outstanding aggregate principal amount of the Notes and other interest bearing liabilities.

Coal revenues are shown on our Consolidated Statements of Operations and Comprehensive Income exclusive of other revenues. Generally, export sale contracts for our Australian Operations require us to bear the cost of freight from our mines to the applicable outbound shipping port, while freight costs from the port to the end destination are typically borne by the customer. In circumstances where we sell through intermediaries to the export market from our U.S. Operations, sales are recognized when the title to the coal passes to the customer at the mine load out similar to a domestic sale. For our domestic sales, customers typically bear the cost of freight. As such, freight expenses are excluded from the cost of coal revenues to allow for consistency and comparability in evaluating our operating performance.

### **Non-GAAP Financial Measures; Other Measures**

The following discussion of our results includes references to and analysis of Adjusted EBITDA, Segment Adjusted EBITDA and mining costs, which are financial measures not recognized in accordance with U.S. GAAP. Non-GAAP financial measures, including Adjusted EBITDA, Segment Adjusted EBITDA and mining costs, are useful to our investors to measure our operating performance.

Non-GAAP financial measures are intended to provide additional information only and do not have any standard meaning prescribed by U.S. GAAP. These measures should not be considered in isolation or as substitute for measures of performance prepared in accordance with U.S. GAAP.

Adjusted EBITDA, a non-GAAP measure, is defined as earnings before interest, tax, depreciation, depletion and amortization and other foreign exchange losses. Adjusted EBITDA is also adjusted for certain discrete non-recurring items that we exclude in analyzing each of our segments' operating performance. Adjusted EBITDA is not intended to serve as an alternative to U.S. GAAP measures of performance and may not be comparable to similarly titled measures presented by other companies. A reconciliation of Adjusted EBITDA to its most directly comparable measure under U.S. GAAP is included below.

Segment Adjusted EBITDA is defined as Adjusted EBITDA by operating and reporting segment, adjusted for certain transactions, eliminations or adjustments that our CODM does not consider for making decisions to allocate resources among segments or assessing segment performance. Segment Adjusted EBITDA is used as a supplemental financial measure by management and by external users of our Consolidated Financial Statements such as investors, industry analysts and lenders to assess the operating performance of the business.

Mining costs, a non-GAAP measure, are based on the reported cost of coal revenues, which is shown on our statement of operations and comprehensive income exclusive of freight expense, Stanwell rebate, other royalties, depreciation, depletion and amortization and selling, general and administrative expenses, adjusted for other items that do not relate directly to the costs incurred to produce coal at the mine. Mining costs exclude these cost components as our CODM does not view these costs as directly attributable to the production of coal. Mining costs is used as a supplemental financial measure by management, providing an accurate view of the costs directly attributable to the production of coal at our mining segments, and by external users of our Consolidated Financial Statements, such as investors, industry analysts and ratings agencies, to assess our mine operating performance in comparison to the mine operating performance of other companies in the coal industry.

### **Year Ended December 31, 2024 Compared to Year Ended December 31, 2023**

#### **Summary**

The financial and operational highlights for the year ended December 31, 2024 include:

- Net loss of \$108.9 million for the year ended December 31, 2024, decreased by \$264.9 million compared to the same period in 2023. The decrease was primarily driven by lower coal revenues, due to lower average realized prices, partially offset by lower cost and expenses.
- Average realized Met price per Mt sold of \$185.3 for the year ended December 31, 2024, was \$30.4 per Mt sold lower compared 2023.

[Table of Contents](#)

- Sales volume of 15.8 MMt for the year ended December 31, 2024, remained consistent to the year ended December 31, 2023, despite saleable production being 0.5 MMt lower, as our operations drew on significant coal inventory built in December 2023, which resulted from shipping delays in Australia.
- Adjusted EBITDA of \$115.1 million for the year ended December 31, 2024, decrease by \$266.6 million, compared to \$381.7 million for the year ended December 31, 2023. This decrease was a result of lower coal revenues, partially offset by lower operating costs.

	For Year Ended December 31,			
	(US\$ in thousands)			
	2024	2023	Change	%
Revenues:				
Coal revenues	2,444,862	2,830,689	(385,827)	(13.6%)
Other revenues	62,851	59,914	2,937	4.9%
Total revenues	<u>2,507,713</u>	<u>2,890,603</u>	<u>(382,890)</u>	<u>(13.2%)</u>
Costs and expenses:				
Cost of coal revenues (exclusive of items shown separately below)	1,714,987	1,731,630	(16,643)	(1.0%)
Depreciation, depletion and amortization	187,400	160,711	26,689	16.6%
Freight expenses	241,377	259,710	(18,333)	(7.1%)
Stanwell rebate	116,870	136,523	(19,653)	(14.4%)
Other royalties	289,678	345,882	(56,204)	(16.2%)
Selling, general, and administrative expenses	36,944	84,177	(47,233)	(56.1%)
Total costs and expenses	<u>2,587,256</u>	<u>2,718,633</u>	<u>(131,377)</u>	<u>(4.8%)</u>
Other income (expenses):				
Interest expense, net	(58,856)	(56,751)	(2,105)	3.7%
Loss on debt extinguishment	(14,732)	(1,385)	(13,347)	963.7%
Decrease (increase) in provision for discounting and credit losses	207	4,216	(4,009)	(95.1%)
Other, net	3,734	5,764	(2,030)	(35.2%)
Total other expense, net	<u>(69,647)</u>	<u>(48,156)</u>	<u>(21,491)</u>	<u>44.6%</u>
(Loss) income before tax	<u>(149,190)</u>	<u>123,814</u>	<u>(273,004)</u>	<u>(220.5%)</u>
Income tax benefit	<u>40,309</u>	<u>32,251</u>	<u>8,058</u>	<u>25.0%</u>
Net (loss) income attributable to Coronado Global Resources Inc.	<u>(108,881)</u>	<u>156,065</u>	<u>(264,946)</u>	<u>(169.8%)</u>

### Coal revenues

Coal revenues were \$2,444.9 million for the year ended December 31, 2024, a decrease of \$385.8 million, compared to \$2,830.7 million for the year ended December 31, 2023. This decrease was driven by lower average realized Met price per Mt sold of \$185.3 for the year ended December 31, 2024, compared to \$215.7 per Mt sold in 2023, due to the continuous decline in coking coal index prices caused by weakened steel demand from key Met coal markets such as China, Europe and India.

## [Table of Contents](#)

### **Cost of coal revenues (exclusive of items shown separately below)**

Cost of coal revenues comprised of costs related to produced tons sold, along with changes in both the volumes and carrying values of coal inventory. Cost of coal revenues include items such as direct operating costs, which include employee-related costs, materials and supplies, contractor services, coal handling and preparation costs and production taxes.

Total cost of coal revenues was \$1,715.0 million for the year ended December 31, 2024, a decrease of \$16.6 million, compared to \$1,731.6 million for the same period in 2023.

Cost of coal revenues for our Australian Operations for the year ended December 31, 2024, were \$3.6 million lower compared to the same period in 2023. Cost savings from demobilization of contractors' fleets from late March 2024 following completion of the historical pre-strip waste deficit works, were partially offset by significant inventory drawdown for the year ended December 31, 2024, due to lower production, and higher unplanned maintenance costs due to key equipment failures.

Cost of coal revenues for our U.S. Operations were \$13.0 million lower for the year ended December 31, 2024, compared to the same period in 2023, due to inventory built for the year ended December 31, 2024, as lower sales volumes exceeded lower production, and lower third-party coal purchases, partially offset by higher unplanned maintenance costs during the year ended December 31, 2024.

### **Depreciation, depletion and amortization**

Depreciation, depletion and amortization were \$187.4 million for the year ended December 31, 2024, an increase of \$26.7 million, compared to \$160.7 million for the year ended December 31, 2023. The increase was associated with full year depreciation of equipment brought into service part way through 2023 and during 2024.

### **Freight expenses**

Freight expenses totaled \$241.4 million for the year ended December 31, 2024, a decrease of \$18.3 million, compared to \$259.7 million for the year ended December 31, 2023. Our Australian Operations contributed \$17.0 million to the decrease due lower sales volume shipped through WICET, which attracts higher port handling charges. Decrease of \$1.3 million at our U.S. Operations is driven by lower sales volumes of 0.2 MMt for the year ended December 31, 2024, compared to the same period in 2023.

### **Stanwell rebate**

The Stanwell rebate was \$116.9 million for the year ended December 31, 2024, a decrease of \$19.7 million, as compared to \$136.5 million for the year ended December 31, 2023. The decrease was due to lower realized Reference coal pricing for the prior twelve-month period used to calculate the rebate compared to the same period in 2023.

### **Other royalties**

Other royalties were \$289.7 million for the year ended December 31, 2024, a decrease of \$56.2 million, as compared to \$345.9 million for the year ended December 31, 2023. Our Australian Operations contributed \$47.3 million and our U.S. Operations contributed \$8.9 million of the decrease, a product of lower coal revenues for the year ended December 31, 2024, compared to 2023.

### **Selling, general, and administrative expenses**

Selling, general, and administrative expenses decreased by \$47.2 million to \$36.9 million for the year ended December 31, 2024, compared to \$84.2 million for the year ended December 31, 2023. Higher costs in the 2023 year were in relation to the additional accrual of \$41.3 million stamp duty assessed by QRO on our acquisition of Curragh. Refer to Part II, Item 8. Financial Statements and Supplementary Data, Note 25 "Contingencies" for further information.

### **Interest Expense, net**

Interest expense, net was \$58.9 million for the year ended December 31, 2024, an increase of \$2.1 million compared to \$56.8 million for the same period in 2023. The increase was primarily driven by higher average indebtedness during the year ended December 31, 2024, compared to 2023, partially offset by higher interest income on cash equivalents and restricted deposits during the 2024 period.

[Table of Contents](#)**Loss on Debt Extinguishment**

During the year ended December 31, 2024, in connection with the early redemption of the 2026 Notes, we recognized a loss on debt extinguishment of \$14.7 million, including early redemption premium and unamortized debt issuance costs.

**Other, net**

Other, net was \$3.7 million in the year ended December 31, 2024, a decrease of \$2.0 million compared to \$5.8 million for the year ended December 31, 2023. During the year ended December 31, 2024, the Company recognized an impairment charge of \$10.6 million against property, plant and equipment relating to a long-standing non-core idled asset within its U.S. Operations recognized based on purchase offer received and accepted by the Company. The sale of this long-standing non-core idled asset was completed on January 14, 2025. This was more than offset by lower exchange losses on translation of short-term inter-entity balances between certain entities within the group that are denominated in currencies other than their respective functional currencies.

**Income tax benefit**

Income tax benefit of \$40.3 million for the year ended December 31, 2024, compared to \$32.3 million income tax benefit for the year ended December 31, 2023. The income tax benefit for the 2024 period, is primarily driven by a loss before tax from our Australian Operations.

The income tax benefit for the year ended December 31, 2024 resulted in an annual effective tax rate of 27.0%.

**Year Ended December 31, 2023 Compared to Year Ended December 31, 2022**

The Company's comparison of 2023 results to 2022 results is included in the Company's [Annual Report on Form 10-K for the fiscal year ended December 31, 2023](#), under Part II Item 7, "Management's Discussion and Analysis of Financial Condition and Results of Operations."

[Table of Contents](#)**Supplemental Segment Financial Data****Year Ended December 31, 2024 Compared to Year Ended December 31, 2023****Australian Operations**

	For Year Ended December 31,			
	(US\$ in thousands)			
	2024	2023	Change	%
Sales Volume (MMt)	10.2	9.9	0.3	3.4%
Total revenues (\$)	1,594,981	1,681,522	(86,541)	(5.1)%
Coal revenues (\$)	1,560,275	1,645,752	(85,477)	(5.2)%
Average realized price per Mt sold (\$/Mt)	153.1	167.0	(13.9)	(8.3)%
Met sales volume (MMt)	7.2	6.8	0.4	6.7%
Met coal revenues (\$)	1,472,477	1,557,471	(84,994)	(5.5)%
Average realized Met price per Mt sold (\$/Mt)	203.9	230.2	(26.3)	(11.4)%
Mining costs (\$)	1,054,066	1,058,598	(4,532)	(0.4)%
Mining costs per Mt sold (\$/Mt)	104.6	108.5	(3.9)	(3.6)%
Operating costs (\$)	1,592,431	1,679,954	(87,523)	(5.2)%
Operating costs per Mt sold (\$/Mt)	156.3	170.5	(14.2)	(8.3)%
Segment Adjusted EBITDA (\$)	3,401	2,249	1,152	51.2%

Coal revenues for our Australian Operations for the year ended December 31, 2024, were \$1,560.3 million, a decrease of \$85.5 million, or 5.2%, compared to \$1,645.8 million for the year ended December 31, 2023. The decrease was driven by lower average realized Met price per Mt sold of \$203.9, \$26.3 lower, compared to \$230.2 per Mt sold during the same period in 2023, partially offset by 0.3MMt higher sales volume, despite lower saleable production, for the year ended December 31, 2024, as we drew on port inventory built at the end of December 2023.

Operating costs decreased by \$87.5 million, or 5.2%, for the year ended December 31, 2024, compared to the year ended December 31, 2023, driven by lower mining costs, lower Stanwell rebate, lower other royalties and, lower freight expenses caused by lower sales volume shipped through WICET, which attracts higher port handling charges.

Mining costs were \$4.5 million lower for the year ended December 31, 2024, driven by cost savings from demobilization of mining fleets since March 2024, partially offset by significant inventory drawdown for the year ended December 31, 2024, as sales volume exceeded saleable production, compared to inventory built in the same period in 2023 and higher maintenance costs due to key equipment failures.

Mining and Operating costs per Mt sold were \$3.9 and \$14.2 lower, respectively, compared to the same period in 2023, a combination of lower costs and higher sales volume.

For the year ended December 31, 2024, Segment Adjusted EBITDA was \$3.4 million, an increase of \$1.2 million compared to \$2.2 million for the year ended December 31, 2023, driven by lower operating costs partially offset by lower coal revenues.

[Table of Contents](#)**United States**

	For Year Ended December 31,			
	(US\$ in thousands)			
	2024	2023	Change	%
Sales Volume (MMt)	5.6	6.0	(0.4)	(5.5)%
Total revenues (\$)	912,732	1,209,081	(296,349)	(24.5)%
Coal revenues (\$)	884,587	1,184,937	(300,350)	(25.3)%
Average realized price per Mt sold (\$/Mt)	156.7	198.4	(41.7)	(21.0)%
Met sales volume (MMt)	5.3	5.2	0.1	2.0%
Met coal revenues (\$)	854,587	1,031,012	(176,425)	(17.1)%
Average realized Met price per Mt sold (\$/Mt)	160.1	196.9	(36.8)	(18.7)%
Mining costs (\$)	629,242	610,925	18,317	3.0%
Mining costs per Mt sold (\$/Mt)	112.6	106.0	6.6	6.2%
Operating costs (\$)	770,481	793,791	(23,310)	(2.9)%
Operating costs per Mt sold (\$/Mt)	136.5	132.9	3.6	2.7%
Segment Adjusted EBITDA (\$)	147,233	421,093	(273,860)	(65.0)%

Coal revenues for our U.S. Operations decreased by \$300.4 million, or 25.3%, to \$884.6 million for the year ended December 31, 2024, as compared to \$1,184.9 million for the year ended December 31, 2023. This decrease was driven by a lower average realized Met price per Mt sold for the year ended December 31, 2024, of \$160.1 compared to \$196.9 per Mt sold for the same period in 2023. This decrease was exacerbated by 0.4MMt lower sales volume for the year ended December 31, 2024, compared to 2023, due to operational and geological challenges that led to production downtime and lower production yield.

Operating costs of \$770.5 million for the year ended December 31, 2024, were \$23.3 million lower compared to \$793.8 million for the same period in 2023, driven by lower third-party coal purchases and other royalties, partially offset by higher mining costs. Mining costs were \$18.3 million, or \$6.6 per Mt sold, higher for the year ended December 31, 2024, due to unplanned maintenance costs, and impact of inflation on labor and supply costs, partially offset by an inventory built for the year ended December 31, 2024, as lower sales volumes exceed lower production, when compared to 2023. Operating costs increased by \$3.6 per Mt sold despite the decrease in operating costs due to lower sales volume for the year.

Segment Adjusted EBITDA of \$147.2 million for the year ended December 31, 2024, decreased by \$273.9 million, or 65.0%, compared to \$421.1 million for the year ended December 31, 2023. This decrease was primarily driven by lower coal revenues.

**Corporate and Other Adjusted EBITDA**

The following table presents a summary of the components of Corporate and Other Adjusted EBITDA:

	For Year Ended December 31,			
	(US\$ in thousands)			
	2024	2023	Change	%
Corporate and other expenses	36,944	42,856	(5,912)	(13.8)%
Other, net	(1,450)	(1,227)	(223)	18.2%
Total Corporate and Other Adjusted EBITDA	<u>35,494</u>	<u>41,629</u>	<u>(6,135)</u>	<u>(14.7)%</u>

Corporate and other Adjusted EBITDA decreased \$6.1 million to \$35.5 million for the year ended December 31, 2024, compared to \$41.6 million for the year ended December 31, 2023, due to concerted efforts to reduce costs across the organization and the timing of certain corporate costs.

[Table of Contents](#)
**Mining and operating costs for the Year Ended December 31, 2024 compared to Year December 31, 2023**

A reconciliation of segment costs and expenses, segment operating costs, and segment mining costs is shown below:

(US\$ in thousands)	For Year Ended December 31, 2024			
	Australia	United States	Other / Corporate	Total Consolidated
<b>Total costs and expenses</b>	1,680,817	867,830	38,609	2,587,256
Less: Selling, general and administrative expense	(57)	—	(36,887)	(36,944)
Less: Depreciation, depletion and amortization	(88,329)	(97,349)	(1,722)	(187,400)
<b>Total operating costs</b>	1,592,431	770,481	—	2,362,912
Less: Other royalties	(247,201)	(42,477)	—	(289,678)
Less: Stanwell rebate	(116,870)	—	—	(116,870)
Less: Freight expenses	(149,987)	(91,390)	—	(241,377)
Less: Other non-mining costs	(24,307)	(7,372)	—	(31,679)
<b>Total mining costs</b>	1,054,066	629,242	—	1,683,308
Sales Volume excluding non-produced coal (MMt)	10.1	5.6	—	15.7
<b>Mining cost per Mt sold (\$/Mt)</b>	104.6	112.6	—	107.4

(US\$ in thousands)	For Year Ended December 31, 2023			
	Australia	United States	Other / Corporate	Total Consolidated
<b>Total costs and expenses</b>	1,756,635	876,753	85,245	2,718,633
Less: Selling, general and administrative expense	(30)	—	(84,147)	(84,177)
Less: Depreciation, depletion and amortization	(76,651)	(82,962)	(1,098)	(160,711)
<b>Total operating costs</b>	1,679,954	793,791	—	2,473,745
Less: Other royalties	(294,467)	(51,415)	—	(345,882)
Less: Stanwell rebate	(136,523)	—	—	(136,523)
Less: Freight expenses	(166,980)	(92,730)	—	(259,710)
Less: Other non-mining costs	(23,386)	(38,721)	—	(62,107)
<b>Total mining costs</b>	1,058,598	610,925	—	1,669,523
Sales Volume excluding non-produced coal (MMt)	9.8	5.8	—	15.5
<b>Mining cost per Mt sold (\$/Mt)</b>	108.5	106.0	—	107.6

**Average realized Met price for the Year Ended December 31, 2024 compared to Year December 31, 2023**

A reconciliation of the Company's average realized Met coal revenue is shown below:

	For Year Ended December 31,			
	(US\$ in thousands)			
	2024	2023	Change	%
Met sales volume (MMt)	12.6	12.0	0.6	5.0%
Met coal revenues (\$)	2,327,064	2,588,483	(261,419)	(10.1)%
Average realized met price per Mt sold (\$/Mt)	185.3	215.7	(30.4)	(14.2)%

[Table of Contents](#)

## Reconciliation of Non-GAAP Financial Measures

### Adjusted EBITDA

(US\$ in thousands)	For year ended December 31,		
	2024	2023	2022
Reconciliation to Adjusted EBITDA:			
Net (loss) income	(108,881)	156,065	771,703
Add: Depreciation, depletion and amortization	187,400	160,711	167,046
Add: Interest expense, net	58,856	56,751	67,632
Add: Other foreign exchange gains	(12,339)	(2,899)	(32,259)
Add: Income tax (benefit) expense	(40,309)	(32,251)	231,574
Add: Loss on debt extinguishment	14,732	1,385	5,336
Add: Impairment of non-core assets	10,585	—	—
Add: Uncertain stamp duty position	—	41,321	—
Add: Restructuring costs	729	—	—
Add: Losses on idled assets held for sale	4,574	4,846	771
Add: Decrease (increase) in provision for discounting and credit losses	(207)	(4,216)	3,821
Adjusted EBITDA	<u>115,140</u>	<u>381,713</u>	<u>1,215,624</u>

## Liquidity and Capital Resources

### Overview

Our objective is to maintain a prudent capital structure and to ensure that sufficient liquid assets and funding are available to meet both anticipated and unanticipated financial obligations, including unforeseen events that could have an adverse impact on revenues or costs. Our principal sources of funds are cash and cash equivalents, cash flow from operations and undrawn capacity under our committed debt facilities.

Our main uses of cash have historically been, and are expected to continue to be, the funding of our operations, working capital, capital expenditure, debt service obligations and payment of dividends. Our ability to generate sufficient cash depends on our future performance which may be subject to a number of factors beyond our control, including general economic, financial, competitive and weather conditions and other risks described in Part I, Item 1A. "Risk Factors" of this Annual Report on Form 10-K.

In 2024, Coronado was significantly impacted by a declining coal market as well as several operational challenges that impacted our earnings during the year ended December 31, 2024. To mitigate the risk of failing to comply with the maintenance of the interest coverage ratio covenant under the ABL Facility, we completed an agreement with the Administrative Agent under the ABL Facility to temporarily waive the Company's compliance with the interest coverage ratio covenant between December 31, 2024 to March 30, 2025.

Pursuant to the Waiver Agreement, we will be required to maintain an aggregate cash balance of at least \$100.0 million in one or more accounts with the Lenders until such time that we submit a covenant compliance certificate to the Lenders pursuant to the ABL Facility which demonstrates that we are in compliance with the interest coverage ratio covenant. The Cash Balance Covenant applies from the time we submit the covenant compliance certificate for December 31, 2024, which is anticipated to be on or after February 19, 2025.

At the end of the waiver period, unless further waivers are obtained, any breach of covenants would constitute an event of default under the terms of the ABL Facility and the Lenders may declare all amounts owing under the ABL Facility immediately due and payable, terminate such Lenders' commitments to make loans under the ABL Facility, require the Borrowers to cash collateralize any letter of credit obligations and/or exercise any and all remedies and other rights under the ABL Facility.

The Company is continuing to pursue a number of initiatives to maintain its liquidity and ensure compliance with its financial covenants when the waiver period expires on March 30, 2025. These initiatives include, among other things, further operating and capital cost control measures, potential other funding measures, including refinancing, restructuring or amending terms of our existing debt facilities, and, if required, engagement on extensions to the waiver, including waiver of other financial covenants. These steps are expected to mitigate liquidity constraints.

## Table of Contents

Based on our outlook for the next twelve months, which is subject to continued changing demand from our customers, volatility in coal prices, current and future trade barriers and tariffs and the uncertainty of impacts from ongoing civil unrest and wars, we believe our available cash together with undrawn capacity under our committed debt facilities and other strategic and financial initiatives, will be sufficient to meet the needs of our existing operations, capital expenditure, service our debt obligations and, if declared, payment of dividends.

Sources of liquidity as of December 31, 2024 and December 31, 2023 were as follows:

(US\$ in thousands)	December 31,	
	2024	2023
Cash and cash equivalents, excluding restricted cash	339,374	339,043
Short-term deposits	—	21,906
Undrawn capacity under the ABL Facility <sup>(1)</sup>	128,563	128,094
Total	<u>467,937</u>	<u>489,043</u>

<sup>(1)</sup> The ABL Facility provides for up to \$150.0 million in borrowings, including a \$100.0 million sublimit for the issuance of letters of credit, of which \$21.4 million has been issued, and \$70.0 million sublimit as a revolving credit facility. The letter of credit sublimit contributes to our liquidity as the Company can replace cash collateral, provided in the form of restricted deposits, with letters of credit allowing the release of such restricted deposits to cash and cash equivalents.

Our total indebtedness as of December 31, 2024 and December 31, 2023 consisted of the following:

(US\$ in thousands)	2024	2023
Current installments of interest bearing liabilities	1,477	—
Interest bearing liabilities, excluding current installments	422,995	242,326
Current installments of other financial liabilities	6,163	2,893
Other financial liabilities, excluding current installments	19,694	5,307
Total	<u>450,329</u>	<u>250,526</u>

### *Cash and cash equivalents*

Cash and cash equivalents are held in multicurrency interest bearing bank accounts available to be used to service the working capital needs of the Company. Cash balances surplus to immediate working capital requirements are invested in short-term interest-bearing deposit accounts or used to repay interest bearing liabilities.

### *ABL Facility*

The ABL Facility matures in August 2026 and provides for up to \$150.0 million in borrowings, including a \$100.0 million sublimit for the issuance of letters of credit and \$70.0 million sublimit as a revolving credit facility. Borrowing capacity under the ABL Facility is limited to an eligible borrowing base, determined by applying customary advance rates to eligible accounts receivable and inventory.

Borrowings under the ABL Facility bear interest at a rate per annum equal to applicable rate of 2.80% and the BBSY, for loans denominated in A\$, or SOFR, for loans denominated in US\$, at the Borrower's election.

As of December 31, 2024, letter of credit sublimit had been partially used to issue \$21.4 million of bank guarantees on behalf of the Company and no amounts were drawn and no letters of credit were outstanding under the revolving credit sublimit of the ABL Facility.

On December 30, 2024, we completed the Waiver Agreement with Global Loan Agency Services Australia Pty Ltd, the Administrative Agent under the ABL Facility, to temporarily waive the Company's compliance with the ABL Facility's interest coverage ratio covenant between December 31, 2024 to March 30, 2025. Pursuant to the Waiver Agreement, we will be required to maintain an aggregate cash balance of at least \$100.0 million in one or more accounts with the lenders under the ABL Facility, or the Lenders, until such time that we submit a covenant compliance certificate to the Lenders pursuant to the ABL Facility which demonstrates that we are in compliance with the interest coverage ratio covenant. The Cash Balance Covenant applies from the time we submit the covenant compliance certificate for December 31, 2024, which is anticipated to be on or after February 19, 2025.

At the end of the waiver period, unless further waivers are obtained, any breach of covenants would constitute an event of default under the terms of the ABL Facility and the Lenders may declare all amounts owing under the ABL Facility immediately due and payable, terminate such Lenders' commitments to make loans under the ABL

## Table of Contents

Facility, require the Borrowers to cash collateralize any letter of credit obligations and/or exercise any and all remedies and other rights under the ABL Facility.

As of December 31, 2024, except for maintenance of the interest coverage ratio covenant (for which the Waiver Agreement was obtained), we were in compliance with all other applicable covenants under the ABL Facility.

Refer to Part II, Item 8, Note 14. "Interest Bearing Liabilities" for further information.

### *9.250% Senior Secured Notes*

On October 2, 2024, we successfully completed a refinancing initiative and issued \$400.0 million of the 2029 Notes. The transaction provides the Company increased financial flexibility by extending our debt maturity profile and introducing terms that we believe are more sustainable for our business.

The Company used the net proceeds from the transaction to redeem all of the 2026 Notes, and to pay related fees and expenses in connection with the offering of the 2029 Notes and the redemption of the 2026 Notes.

The 2029 Notes are guaranteed on a senior secured basis by the Company and its wholly-owned subsidiaries (other than the Issuer) (subject to certain exceptions and permitted liens) and secured by (i) the ABL Collateral, and (ii) a second priority lien on the ABL Priority Collateral, which is junior to a first-priority lien for the benefit of the lenders and other creditors under the ABL Facility, in each case, subject to certain exceptions and permitted liens.

The terms of the 2029 Notes are governed by the indenture, dated October 2, 2024, among Coronado Finance Pty Ltd, as issuer, Coronado Global Resources Inc, as guarantor, the subsidiaries of Coronado Global Resources Inc, named therein, as additional guarantors, Wilmington Trust, National Association, as trustee and priority lien collateral trustee, or the Indenture. The Indenture contains customary covenants for high yield bonds, including, but not limited to, limitations on investments, liens, indebtedness, asset sales, transactions with affiliates and restricted payments, including payment of dividends on capital stock.

As of December 31, 2024, the Company was in compliance with all applicable covenants under the Indenture.

Refer to Part II, Item 8, Note 14. "Interest Bearing Liabilities" for further information.

We may redeem some or all of the 2029 Notes at the redemption prices and on the terms specified in the Indenture. In addition, we may, from time to time, seek to retire or repurchase outstanding debt through open-market purchases, privately negotiated transactions or otherwise. Such repurchases, if any, will be upon such terms and at such prices we may determine, and will depend on prevailing market conditions, liquidity requirements, contractual restrictions and other factors.

### *Loan – Curragh Housing Transaction*

On May 16, 2024, the Company completed the Curragh Housing Transaction, an agreement for accommodation services and the sale and leaseback of housing and accommodation assets with a regional infrastructure and accommodation service provider.

The Curragh Housing Transaction did not satisfy the sale criteria under ASC 606, Revenues from Contracts with Customers and was deemed a financing arrangement. As a result, the proceeds of \$23.0 million (A\$34.6 million) received for the sale and leaseback of property, plant and equipment owned by the Company in connection with the Curragh Housing Transaction were recognized as "Other Financial Liabilities" on the Company's Consolidated Balance Sheet. The term of the financing arrangement is ten years with an effective interest rate of 14.14%. This liability will be settled in equal monthly payments as part of the accommodation service arrangement.

In line with the Company's capital management strategy, the Curragh Housing Transaction provides additional liquidity. In addition, the accommodation services component of the Curragh Housing Transaction is anticipated to enhance the level of service for our employees at our Curragh Mine.

In connection with the Curragh Housing Transaction, the Company borrowed \$26.9 million (A\$40.4 million) from the same regional infrastructure and accommodation service provider. This amount was recorded as "Interest Bearing Liabilities" in the Consolidated Balance Sheet. The amount borrowed is payable in equal monthly installments over a period of ten years, with an effective interest rate of 14.14%.

Refer to Part II, Item 8, Note 14. "Interest Bearing Liabilities" and Note 15. "Other Financial Liabilities" for further information.

## Table of Contents

### *Surety bonds, letters of credit and bank guarantees*

We are required to provide financial assurances and securities to satisfy contractual and other requirements generated in the normal course of business. Some of these assurances are provided to comply with state or other government agencies' statutes and regulations.

For the U.S. Operations, in order to provide the required financial assurance for post mining reclamation, we generally use surety bonds. We also use surety bonds and bank letters of credit to collateralize certain other obligations including contractual obligations under workers' compensation insurances. As of December 31, 2024, we had outstanding surety bonds of \$48.9 million and \$16.8 million of letters of credit issued from our letter of credit sublimit available under the ABL Facility.

For the Australian Operations, as at December 31, 2024, we had bank guarantees outstanding of \$23.9 million, including \$4.7 million issued from the letter of credit sublimit available under the ABL Facility, primarily in respect of certain rail and port take-or-pay arrangements of the Company.

As at December 31, 2024, we have in aggregate had total outstanding bank guarantees provided of \$40.7 million to secure its obligations and commitments, including \$21.4 million issued for the letter of credit sublimit available under the ABL Facility.

Future regulatory changes relating to these obligations could result in increased obligations, additional costs or additional collateral requirements.

### *Restricted deposits – cash collateral*

As required by certain agreements, we have total cash collateral in the form of deposits of \$68.5 million as of December 31, 2024 to provide back-to-back support for bank guarantees, financial payments, other performance obligations, various other operating agreements and contractual obligations under workers compensation insurance. These deposits are restricted and classified as non-current assets in the Consolidated Balance Sheet.

In accordance with the terms of the ABL Facility, we may be required to cash collateralize the ABL Facility to the extent of outstanding letters of credit after the expiration or termination date of such letter of credit. As of December 31, 2024, no letter of credit was outstanding after the expiration or termination date and no cash collateral was required.

### **Dividend**

During the year ended December 31, 2024, we paid \$16.7 million in dividends to stockholders or CDI holders on the ASX, net of \$0.1 million foreign exchange gain on payment of dividends to certain CDI holders that elected to be paid in Australian dollars.

On February 19, 2025, the Company's Board of Directors declared a bi-annual fully franked fixed ordinary dividend of \$8.4 million, or 0.5 cents per CDI. The dividend will have a record date of March 12, 2025, Australia time, and be payable on April 4, 2025, Australia time. The total ordinary dividend will be funded from available cash.

### **Capital Requirements**

Our main uses of cash have historically been the funding of our operations, working capital, capital expenditure, the payment of interest and dividends. We intend to use cash to fund debt service payments on our Notes, the ABL Facility and our other indebtedness, to fund operating activities, working capital, capital expenditures and, if declared, payment of dividends.

## [Table of Contents](#)

### **Historical Cash Flows**

The following table summarizes our cash flows for the year ended December 31, 2024, 2023 and 2022 as reported in the accompanying Consolidated Financial Statements:

#### *Cash Flow*

(US\$ in thousands)	For Year Ended December 31,		
	2024	2023	2022
Net cash provided by operating activities	74,039	268,282	926,643
Net cash used in investing activities	(226,336)	(238,168)	(208,343)
Net cash provided by (used in) financing activities	162,765	(24,679)	(784,251)
Net change in cash and cash equivalents	10,468	5,435	(65,951)
Effect of exchange rate changes on cash and cash equivalents	(10,138)	(769)	(37,351)
Cash and cash equivalents at beginning of period	339,295	334,629	437,931
Cash and cash equivalents at end of period	339,625	339,295	334,629

#### **Operating activities**

Net cash provided by operating activities was \$74.0 million for the year ended December 31, 2024, compared to \$268.3 million for the year ended December 31, 2023. The decrease in cash from operating activities was primarily driven by lower coal revenues, higher operating costs and the additional payment of \$51.5 million in relation to the stamp duty on Curragh's acquisition, including tax interest, partially offset by income tax refunds compared to income tax payments in 2023.

Net cash provided by operating activities was \$268.3 million for the year ended December 31, 2023, compared to \$926.6 million for the year ended December 31, 2022. The decrease in cash from operating activities was primarily driven by lower coal revenues, higher operating costs and income tax paid of \$147.1 million during the year.

#### **Investing activities**

Net cash used in investing activities was \$226.3 million for the year ended December 31, 2024, compared to \$238.2 million for the year ended December 31, 2023. Cash spent on capital expenditures for the year ended December 31, 2024, was \$248.2 million, of which \$83.6 million was related to the Australian Operations and \$164.6 million was related to the U.S. Operations, and \$24.3 million redemption of restricted and other deposits. The increase in capital expenditures was largely due to the investment in organic growth projects at both of our U.S. Operations and Australian Operations.

Net cash used in investing activities was \$238.2 million for the year ended December 31, 2023, compared to \$208.3 million for the year ended December 31, 2022. Cash spent on capital expenditures for the year ended December 31, 2023, was \$237.2 million, of which \$65.4 million was related to the Australian Operations and \$171.2 million was related to the U.S. Operations.

#### **Financing activities**

Net cash provided by financing activities was \$162.8 million for the year ended December 31, 2024 compared to net cash used in financing activities of \$24.7 million for the year ended December 31, 2023. The net cash provided by financing activities for the year ended December 31, 2024, largely related to the proceeds from interest bearing liabilities and other financial liabilities of \$449.9 million partially offset by the repayment of interest bearing and other financial liabilities of \$246.7 million, call premium paid on early redemption of debt of \$9.8 million, payment of debt issuance and other financing costs of \$13.9 million and dividend payment of \$16.7 million.

Net cash used in financing activities was \$24.7 million for the year ended December 31, 2023, compared to cash used in financing activities of \$784.3 million for the year ended December 31, 2022. The net cash used in financing activities for the year ended December 31, 2023, largely related to dividend payments of \$16.8 million, payment of debt issuance costs in connection with the establishment of the ABL Facility of \$3.4 million and the remainder related to repayment of other financial liabilities.

## Table of Contents

### **Contractual Obligations**

The following is a summary of our contractual obligations at December 31, 2024:

(US\$ in thousands)	Payments Due By Year				
	Total	Less than 1 Year	1 - 3 Years	3 - 5 Years	More than 5 Years
Long-term debt obligations <sup>(1)</sup>	40,363	9,012	7,450	7,450	16,451
9.250% Senior Secured Notes <sup>(2)</sup>	440,954	4,349	8,698	408,698	19,209
Mineral lease commitments <sup>(3)</sup>	41,101	4,304	8,246	8,091	20,460
Lease commitments	112,916	26,980	52,643	33,293	—
Unconditional purchase obligations <sup>(4)</sup>	111,400	111,400	—	—	—
Take-or-pay contracts <sup>(5)</sup>	665,193	90,910	184,400	190,854	199,029
Total contractual cash obligations	<u>1,411,927</u>	<u>246,955</u>	<u>261,437</u>	<u>648,386</u>	<u>255,149</u>

- (1) Represents financial obligation relating to amounts outstanding from financing equipment purchases, insurance premiums and financial liabilities for a sale and lease back type arrangement.
- (2) Represents financial obligation outstanding under the Notes. Refer to Note 14. "Interest Bearing Liabilities" in the accompanying audited Consolidated Financial Statements for additional discussion.
- (3) Represents future minimum royalties and payments under mineral leases. Refer to Note 24. "Commitments" in the accompanying audited Consolidated Financial Statements for additional discussion.
- (4) Represents firm purchase commitments for capital expenditures (based on order to suppliers for capital purchases) for 2024.
- (5) Represents various short- and long-term take-or-pay arrangements in Australia associated with rail and port commitments for the delivery of coal.

This table does not include our estimated Asset Retirement Obligations, or ARO. As discussed in "—Critical Accounting Policies and Estimates—Carrying Value of Asset Retirement Obligations" below, the current and non-current carrying amount of our ARO involves several estimates, including the amount and timing of the payments required to satisfy these obligations. The timing of payments is based on numerous factors, including projected mine closure dates. Based on our assumptions, the carrying amount of our ARO as determined in accordance with U.S. GAAP was \$164.8 million as of December 31, 2024.

### **Critical Accounting Policies and Estimates**

The preparation of our Consolidated Financial Statements in conformity with U.S. GAAP requires us to make estimates and assumptions that affect the reported amounts of assets and liabilities at the date of the Consolidated Financial Statements and the reported amounts of revenue and expenses during the reporting period. Listed below are the accounting estimates that we believe are critical to our Consolidated Financial Statements due to the degree of uncertainty regarding the estimates or assumptions involved and the magnitude of the asset, liability, revenue or expense being reported. All of these accounting estimates and assumptions, as well as the resulting impact to our Consolidated Financial Statements, have been discussed with the Audit, Governance and Risk Committee of our Board of Directors.

See Note 2. "Summary of Significant Accounting Policies" to the accompanying audited Consolidated Financial Statements for a summary of our significant accounting policies.

### **Fair Value of Non-Financial Assets**

#### *Long-Lived Assets*

We review the carrying value of long-lived assets to be used in operations annually or whenever events or changes in circumstances indicate that the carrying amount of the assets or asset groups might not be recoverable.

Factors that would necessitate an impairment assessment include a significant adverse change in the extent or manner in which an asset is used, a significant adverse change in legal factors or the business climate that could affect the value of the asset group or a significant decline in the observable market value of an asset group,

## Table of Contents

among others. If such facts indicate a potential impairment, the recoverability of the asset group is assessed by determining whether the carrying value of the asset group exceeds the sum of the projected undiscounted cash flows expected to result from the use and eventual disposition of the asset group over the remaining economic life of the asset group. If the projected undiscounted cash flows are less than the carrying amount, an impairment is recorded for the excess of the carrying amount over the estimated fair value, which is generally determined using discounted future cash flows. Any such write down is included in impairment expense in our consolidated statement of operations.

A high degree of judgment is required to estimate the fair value of our intangible and long-lived assets, and the conclusions that we reach could vary significantly based on these judgments. We make various assumptions, including assumptions regarding future cash flows in our assessments of fair value. The assumptions about future cash flows and growth rates are based on the current and long-term business plans related to the long-lived assets. Discount rate assumptions are based on an assessment of the risk inherent in the future cash flows of the long-lived assets.

The Company recognized an impairment charge of \$10.6 million against property, plant and equipment relating to a long-standing non-core idled asset within the U.S. Operations for the year ended December 31, 2024. The Company concluded that no impairment charges were required at any of the Company's mining assets for the years ended December 31, 2023 and 2022.

### *Goodwill Impairment*

We had a balance of goodwill of \$28.0 million recorded at December 31, 2024, which was generated upon the acquisition of Buchanan in 2016. We perform our annual assessment of the recoverability of our goodwill in the fourth quarter of each year. We utilize a qualitative assessment for determining whether the quantitative goodwill impairment analysis is necessary. The accounting guidance permits entities to first assess qualitative factors to determine whether it is more likely than not that the fair value of a reporting unit is less than its carrying amount as a basis for determining whether it is necessary to perform the quantitative goodwill impairment test. In evaluating goodwill on a qualitative basis, we review the business performance of the Buchanan mine complex (the only reporting unit with a goodwill balance) and evaluate other relevant factors as identified in the relevant accounting guidance to determine whether it is more likely than not that an indicator of impairment exists at Buchanan. We consider whether there are any negative macroeconomic conditions, industry specific conditions, market changes, increased competition, increased costs in doing business, management challenges, legal environments and how these factors might impact company specific performance in future periods. As part of the analysis, we also consider fair value determinations for certain reporting units that have been made at various points throughout the current and prior year for other purposes to ensure there is no contrary evidence to our analysis. At December 31, 2024, we did not perform a quantitative impairment assessment as we determined, based on our qualitative assessment, that no impairment indicators existed.

### *Carrying Value of Asset Retirement Obligations*

The Company is required to maintain a liability (and associated asset) for the expected value of future retirement obligations on their mines, in line with ASC 410, Asset Retirement and Environmental Obligations.

Reclamation of areas disturbed by mining operations must be performed by us in accordance with approved reclamation plans and in compliance with state and federal laws in the states of West Virginia and Virginia in the U.S., and Queensland in Australia. For areas disturbed, a significant amount of the reclamation will take place in the future, when operations cease. There were no assets that were legally restricted for purposes of settling asset retirement obligations as of December 31, 2024. In addition, state agencies monitor compliance with the mine plans, including reclamation.

Asset retirement obligations are determined for each mine using various estimates and assumptions, including estimates of disturbed area as determined from engineering data, estimates of future costs to reclaim the disturbed area and the timing of the related cash flows, escalated for inflation and discounted using a credit-adjusted risk-free rate, with an equivalent amount recorded as a long-lived asset. If the Company's assumptions do not materialize as expected, the actual cash and costs it incurs could be materially different than currently estimated.

An accretion cost is recorded each period and the capitalized cost is depreciated over the useful life of the related asset. As reclamation work is performed or liabilities are otherwise settled, the recorded amount of the liability is reduced.

## [Table of Contents](#)

A review of restoration and decommissioning provisions is carried out annually on a mine-by-mine basis, and adjustments are made to reflect any changes in estimates, if necessary. On an interim basis, we may update the liability based on significant changes to the life of mine or significant increases in disturbances during the period.

### **Expected Credit Losses**

For trade and related party receivables carried at amortized cost, we determine expected credit losses, or ECL, on a forward-looking basis. The amount of ECL is updated at each reporting date to reflect changes in credit risk since the initial recognition of the respective financial instrument. We recognize the lifetime ECL. ECL is estimated based on our historic credit loss experience, adjusted for factors that are specific to the financial asset, general economic conditions, financial asset type, term and an assessment of both the current as well as forecast conditions, including the expected timing of collection, at the reporting date, modified for credit enhancements such as letters of credit obtained. To measure ECL, trade and related party receivables have been grouped based on shared credit risk characteristics and the days past due.

We consider an event of default has occurred when a financial asset is significantly past due or other factors indicate that the debtor is unlikely to pay amounts owed to us. A financial asset is credit impaired when there is evidence that the counterparty is in significant financial difficulty or a breach of contract, such as default or past due event has occurred. We write off a financial asset when there is information indicating there is no realistic prospect of recovery of the asset from the counterparty. The amount of the impairment loss is recognized in the consolidated statement of operations and other comprehensive income within "Decrease (increase) in provision for discounting and credit losses". Subsequent recoveries of amounts previously written off are credit against "Decrease (increase) provision for discounting and credit losses" in the consolidated statement of operations and other comprehensive income.

### **Recoverable Coal Reserves**

There are numerous uncertainties inherent in estimating quantities and values of economically recoverable coal reserves, including many factors beyond our control. As a result, estimates of economically recoverable coal reserves are by their nature uncertain. Information about our reserves consists of estimates based on engineering, economic and geological data assembled and analyzed by our staff and third-party qualified persons. Our reserves are periodically reviewed by an independent third party consultant. Some of the factors and assumptions which impact economically recoverable reserve estimates include:

- geological settings;
- historical production from the area compared with production from other producing areas;
- the assumed effects of regulations and taxes by governmental agencies;
- assumptions governing future prices; and
- future operating costs.

Each of these factors may in fact vary considerably from the assumptions used in estimating reserves. For these reasons, estimates of the economically recoverable quantities of coal attributable to a particular group of properties, and classifications of these reserves based on the risk of recovery and estimates of future net cash flows, may vary substantially. Actual production, revenues and expenditures with respect to our reserves will likely vary from estimates, and these variances may be material. See Item 1A. "Risk Factors—We rely on estimates of our recoverable reserves, which is complex due to geological characteristics of the properties and the number of assumptions made" and Item 2. "Properties" for discussions of the uncertainties in estimating our proven and probable coal reserves.

### **Taxes**

We are required to estimate the amount of tax payable or refundable for the current year and the deferred income tax liabilities and assets for the future tax consequences of events that have been reflected in our Consolidated Financial Statements or tax returns for each taxing jurisdiction in which we operate. This process requires that deferred tax assets be reduced by a valuation allowance if it is "more likely than not" that some portion or all of the deferred tax asset will not be realized. In our evaluation, we take into account various factors, including the impact of various agreements and transactions that we enter into, taxable income in carryback years, reversals of existing taxable temporary differences and the expected amount of future taxable income. These assumptions required significant judgement about forecasts of future taxable income and are consistent with the plans and

[Table of Contents](#)

estimates we use to manage our underlying business. Based on these judgments we may record tax reserves or adjustments to valuation allowances on deferred tax assets to reflect the expected realizability of future tax benefits. Actual income taxes could vary from these estimates due to future changes in income tax law, significant changes in the jurisdictions in which we operate, our inability to generate sufficient future taxable income or unpredicted results from the final determination of each year's liability by taxing authorities. These changes could have a significant impact on our financial position.

#### **Newly Adopted Accounting Standards and Accounting Standards Not Yet Implemented**

See Note 2. "Summary of Significant Accounting Policies" to the accompanying audited Consolidated Financial Statements for a discussion of newly adopted accounting standards and accounting standards not yet implemented.

For personal use only

**ITEM 7A. QUANTITATIVE AND QUALITATIVE DISCLOSURES ABOUT MARKET RISK**

Our activities expose us to a variety of financial risks, such as commodity price risk, interest rate risk, foreign currency risk, liquidity risk and credit risk. The overall risk management objective is to minimize potential adverse effects on our financial performance from those risks which are not coal price related.

We manage financial risk through policies and procedures approved by our Board of Directors. These specify the responsibility of the Board of Directors and management with regard to the management of financial risk. Financial risks are managed centrally by our finance team under the direction of the Group Chief Financial Officer. The finance team manages risk exposures primarily through delegated authority limits approved by the Board of Directors. The finance team regularly monitors our exposure to these financial risks and reports to management and the Board of Directors on a regular basis. Policies are reviewed at least annually and amended where appropriate.

We may use derivative financial instruments such as forward fixed price commodity contracts, interest rate swaps and foreign exchange rate contracts to hedge certain risk exposures. Derivatives for speculative purposes is strictly prohibited by the Treasury Risk Management Policy approved by our Board of Directors. We use different methods to measure the extent to which we are exposed to various financial risks. These methods include sensitivity analysis in the case of interest rate, foreign exchange and other price risks and aging analysis for credit risk.

**Commodity Price Risk****Coal Price Risk**

We are exposed to domestic and global coal prices. Our principal philosophy is that our investors would not consider hedging of coal prices to be in the long-term interest of our stockholders. Therefore, any potential hedging of coal prices through long-term fixed price contracts is subject to the approval of our Board of Directors and would only be adopted in exceptional circumstances.

The expectation of future prices for coal depends upon many factors beyond our control. Met coal has been volatile commodity over the past ten years. The demand and supply in the Met coal industry changes from time to time. There are no assurances that oversupply will not occur, that demand will not decrease or that overcapacity will not occur, which could cause declines in the prices of coal, which could have a material adverse effect on our financial condition and results of operations.

Access to international markets may be subject to ongoing interruptions and trade barriers due to policies and tariffs of individual countries. We may or may not be able to access alternate markets of our coal should interruptions or trade barriers occur in the future. An inability for Metcoal suppliers to access international markets would likely result in an oversupply of Met coal and may result in a decrease in prices and or the curtailment of production.

We manage our commodity price risk for our non-trading, thermal coal sales through the use of long-term coal supply agreements in our U.S. Operations. In Australia, thermal coal is sold to Stanwell on a supply contract. See Part I, Item 1A. "Risk Factors—Risks related to the Supply Deed with Stanwell may adversely affect our financial condition and results of operations."

Sales commitments in the Met coal market are typically not long-term in nature, and we are therefore subject to fluctuations in market pricing. Certain coal sales are provisionally priced initially. Provisionally priced sales are those for which price finalization, referenced to the relevant index, is outstanding at the reporting date. The final sales price is determined within 7 to 90 days after delivery to the customer. As of December 31, 2024, we had \$23.5 million of outstanding provisionally priced receivables subject to changes in the relevant price index. If prices decreased 10%, these provisionally priced receivables would decrease by \$2.3 million. See Part I, Item 1A. "Risk Factors—Our profitability depends upon the prices we receive for our coal. Prices for coal are volatile and can fluctuate widely based upon a number of factors beyond our control."

## [Table of Contents](#)

### *Diesel Fuel*

We may be exposed to price risk in relation to other commodities from time to time arising from raw materials used in our operations (such as gas or diesel). The expectation of future prices for diesel depends upon many factors beyond our control. The current Israel-Palestine conflict could create significant uncertainty regarding interruptions to global oil supply causing significant volatility in prices of related commodities, including the price of diesel fuel we purchase. These commodities may be hedged through financial instruments if the exposure is considered material and where the exposure cannot be mitigated through fixed price supply agreements.

The fuel required for our operations in 2025 will be purchased under fixed-price contracts or on a spot basis.

### **Interest Rate Risk**

Interest rate risk is the risk that a change in interest rates on our borrowing facilities will have an adverse impact on our financial performance, investment decisions and stockholder return. Our objectives in managing our exposure to interest rates include minimizing interest costs in the long term, providing a reliable estimate of interest costs for the annual work program and budget and ensuring that changes in interest rates will not have a material impact on our financial performance.

As of December 31, 2024, we had \$450.3 million of fixed-rate borrowings, including the Notes, and no variable-rate borrowings outstanding.

We currently do not hedge against interest rate fluctuations.

### **Foreign Exchange Risk**

A significant portion of our sales are denominated in US\$. Foreign exchange risk is the risk that our earnings or cash flows are adversely impacted by movements in exchange rates of currencies that are not in US\$.

Our main exposure is to the A\$-US\$ exchange rate through our Australian Operations, which have predominantly A\$ denominated costs. Greater than 70% of expenses incurred at our Australian Operations are denominated in A\$. Approximately 30% of our Australian Operations' purchases are made with reference to US\$, which provides a natural hedge against foreign exchange movements on these purchases (including fuel, several port handling charges, demurrage, purchased coal and some insurance premiums). Appreciation of the A\$ against US\$ will increase our Australian Operations' US\$ reported cost base and reduce US\$ reported net income. For the portion of US\$ required to purchase A\$ to settle our Australian Operations' operating costs, a 10% increase in the A\$ to US\$ exchange rate would increase reported total costs and expenses by approximately \$118.6 million for the year ended December 31, 2024.

Under normal market conditions, we generally do not consider it necessary to hedge our exposure to this foreign exchange risk. However, there may be specific commercial circumstances, such as the hedging of significant capital expenditure, acquisitions, disposals and other financial transactions, where we may deem foreign exchange hedging as appropriate and where a US\$ contract cannot be negotiated directly with suppliers and other third parties.

For our Australian Operations, we translate all monetary assets and liabilities at the period-end exchange rate, all non-monetary assets and liabilities at historical rates and revenue and expenses at the average exchange rates in effect during the periods. The net effect of these translation adjustments is shown in the accompanying Consolidated Financial Statements within components of net income.

We currently do not hedge our non-US\$ exposures against exchange rate fluctuations.

### **Credit Risk**

Credit risk is the risk of sustaining a financial loss as a result of a counterparty not meeting its obligations under a financial instrument or customer contract.

We are exposed to credit risk when we have financial derivatives, cash deposits, lines of credit, letters of credit or bank guarantees in place with financial institutions. To mitigate against credit risk from financial counterparties, we have minimum credit rating requirements with financial institutions where we transact.

We are also exposed to counterparty credit risk arising from our operating activities, primarily from trade receivables. Customers who wish to trade on credit terms are subject to credit verification procedures, including an assessment of their independent credit rating, financial position, past experience and industry reputation. We monitor the financial performance of counterparties on a routine basis to ensure credit thresholds are achieved. Where required, we will request additional credit support, such as letters of credit, to mitigate against credit risk. Credit risk is monitored regularly, and performance reports are provided to our management and Board of Directors.

[Table of Contents](#)

As of December 31, 2024, we had financial assets of \$617.9 million, comprising of cash and cash equivalents, trade receivables and restricted deposits, which are exposed to counterparty credit risk. These financial assets have been assessed under ASC 326, Financial Instruments – Credit Losses, and a provision for discounting and credit losses of \$0.7 million was recorded as of December 31, 2024. See Item 8. “Financial Statements and Supplementary Data—Note 7. Provision for Discounting and Credit Losses.”

For personal use only

Table of Contents

## ITEM 8. FINANCIAL STATEMENTS AND SUPPLEMENTARY DATA

## TABLE OF CONTENTS

	<u>Page Number</u>
<u>Consolidated Balance Sheets</u>	<b>116</b>
<u>Consolidated Statements of Operations and Comprehensive Income</u>	<b>117</b>
<u>Consolidated Statements of Stockholders' Equity</u>	<b>118</b>
<u>Consolidated Statements of Cash Flows</u>	<b>119</b>
<u>Notes to Consolidated Financial Statements</u>	<b>120</b>
<u>Report of Independent Registered Public Accounting Firm (PCAOB ID: 01435)</u>	<b>154</b>

For personal use only

**Consolidated Balance Sheets**  
(In US\$ thousands, except share data)

<b>Assets</b>	<b>Note</b>	<b>December 31, 2024</b>	<b>December 31, 2023</b>
<b>Current assets:</b>			
Cash and cash equivalents		\$ 339,625	\$ 339,295
Trade receivables, net	6	209,110	263,951
Inventories	8	155,743	192,279
Income tax receivable	21	—	44,906
Other current assets	9	110,275	103,609
Total current assets		<u>814,753</u>	<u>944,040</u>
<b>Non-current assets:</b>			
Property, plant and equipment, net	10	1,507,130	1,506,437
Right of use asset – operating leases, net	12	90,143	80,899
Goodwill		28,008	28,008
Intangible assets, net		2,905	3,108
Restricted deposits	25	68,471	68,660
Deferred income tax assets	21	—	27,230
Other non-current assets	9	6,342	19,656
Total assets		<u>\$ 2,517,752</u>	<u>\$ 2,678,038</u>
<b>Liabilities and Stockholders' Equity</b>			
<b>Current liabilities:</b>			
Accounts payable		\$ 101,743	\$ 113,273
Accrued expenses and other current liabilities	11	206,798	312,705
Asset retirement obligations	13	15,523	15,321
Contract obligations	16	37,090	40,722
Lease liabilities	12	19,502	22,879
Interest bearing liabilities	14	1,363	—
Income tax payable	21	17,568	—
Other current financial liabilities	15	5,988	2,825
Total current liabilities		<u>405,575</u>	<u>507,725</u>
<b>Non-current liabilities:</b>			
Asset retirement obligations	13	149,275	148,608
Contract obligations	16	27,772	61,192
Deferred consideration liability	17	285,050	277,442
Interest bearing liabilities	14	410,944	235,343
Other financial liabilities	15	18,881	5,307
Lease liabilities	12	74,241	61,692
Deferred income tax liabilities	21	36,737	100,145
Other non-current liabilities		36,392	34,549
Total liabilities		<u>\$ 1,444,867</u>	<u>\$ 1,432,003</u>
Common stock \$0.01 par value; 1,000,000,000 shares authorized, 167,645,373 shares issued and outstanding as of December 31, 2024 and December 31, 2023			
		1,677	1,677
Series A Preferred stock \$0.01 par value; 100,000,000 shares authorized, 1 Share issued and outstanding as of December 31, 2024 and December 31, 2023			
		—	—
Additional paid-in capital		1,094,560	1,094,431
Accumulated other comprehensive losses	23	(137,560)	(89,927)
Retained earnings		114,208	239,854
Total stockholders' equity		<u>1,072,885</u>	<u>1,246,035</u>
Total liabilities and stockholders' equity		<u>\$ 2,517,752</u>	<u>\$ 2,678,038</u>

*See accompanying notes to consolidated financial statements.*

**Consolidated Statements of Operations and Comprehensive Income**  
(In US\$ thousands, except share data)

	Note	Year ended December 31,		
		2024	2023	2022
<b>Revenues:</b>				
Coal revenues		\$ 2,444,862	\$ 2,830,689	\$ 3,527,626
Other revenues		62,851	59,914	43,916
Total revenues	3	<u>2,507,713</u>	<u>2,890,603</u>	<u>3,571,542</u>
<b>Costs and expenses:</b>				
Cost of coal revenues (exclusive of items shown separately below)		1,714,987	1,731,630	1,515,585
Depreciation, depletion and amortization		187,400	160,711	167,046
Freight expenses		241,377	259,710	249,081
Stanwell rebate		116,870	136,523	165,995
Other royalties		289,678	345,882	385,065
Selling, general, and administrative expenses		36,944	84,177	42,499
Total costs and expenses		<u>2,587,256</u>	<u>2,718,633</u>	<u>2,525,271</u>
<b>Other income (expenses):</b>				
Interest expense, net		(58,856)	(56,751)	(67,632)
Loss on debt extinguishment		(14,732)	(1,385)	(5,336)
Decrease (increase) in provision for discounting and credit losses		207	4,216	(3,821)
Other, net	4	<u>3,734</u>	<u>5,764</u>	<u>33,795</u>
Total other expense, net		<u>(69,647)</u>	<u>(48,156)</u>	<u>(42,994)</u>
(Loss) income before tax		(149,190)	123,814	1,003,277
Income tax (expense) benefit	21	<u>40,309</u>	<u>32,251</u>	<u>(231,574)</u>
Net (loss) income attributable to Coronado Global Resources Inc.		<u>\$ (108,881)</u>	<u>\$ 156,065</u>	<u>\$ 771,703</u>
<b>Other comprehensive loss, net of income taxes:</b>				
Foreign currency translation adjustment		(47,633)	1,496	(47,195)
Total other comprehensive (loss) income		<u>(47,633)</u>	<u>1,496</u>	<u>(47,195)</u>
Total comprehensive (loss) income attributable to Coronado Global Resources Inc.		<u>\$ (156,514)</u>	<u>\$ 157,561</u>	<u>\$ 724,508</u>
<b>(Loss) earnings per share of common stock</b>				
Basic	5 (c)	(0.65)	0.93	4.60
Diluted	5 (c)	(0.65)	0.93	4.60

*See accompanying notes to consolidated financial statements.*

## Table of Contents

## Consolidated Statements of Stockholders' Equity

(In US\$ thousands, except share data)

	Common stock		Preferred stock		Additional paid in capital	Accumulated other comprehensive losses	(Accumulated losses) Retained earnings	Total stockholders' equity
	Shares	Amount	Series A	Amount				
<b>Balance December 31, 2021</b>	<b>167,645,373</b>	<b>\$ 1,677</b>	<b>1</b>	<b>\$ —</b>	<b>\$ 1,089,547</b>	<b>\$ (44,228)</b>	<b>\$ 30,506</b>	<b>\$ 1,077,502</b>
Net income	—	—	—	—	—	—	771,703	771,703
Other comprehensive loss	—	—	—	—	—	(47,195)	—	(47,195)
Total comprehensive (loss) income	—	—	—	—	—	(47,195)	—	724,508
Stock-based compensation for equity classified awards	—	—	—	—	2,735	—	—	2,735
Dividends	—	—	—	—	—	—	(701,655)	(701,655)
<b>Balance December 31, 2022</b>	<b>167,645,373</b>	<b>\$ 1,677</b>	<b>1</b>	<b>\$ —</b>	<b>\$ 1,092,282</b>	<b>\$ (91,423)</b>	<b>\$ 100,554</b>	<b>\$ 1,103,090</b>
Net income	—	—	—	—	—	—	156,065	156,065
Other comprehensive income	—	—	—	—	—	1,496	—	1,496
Total comprehensive income	—	—	—	—	—	1,496	—	1,496
Stock-based compensation for equity classified awards	—	—	—	—	2,149	—	—	2,149
Dividends	—	—	—	—	—	—	(16,765)	(16,765)
<b>Balance December 31, 2023</b>	<b>167,645,373</b>	<b>\$ 1,677</b>	<b>1</b>	<b>\$ —</b>	<b>\$ 1,094,431</b>	<b>\$ (89,927)</b>	<b>\$ 239,854</b>	<b>\$ 1,246,035</b>
Net loss	—	—	—	—	—	—	(108,881)	(108,881)
Other comprehensive loss	—	—	—	—	—	(47,633)	—	(47,633)
Total comprehensive loss	—	—	—	—	—	(47,633)	—	(156,514)
Stock-based compensation for equity classified awards	—	—	—	—	129	—	—	129
Dividends	—	—	—	—	—	—	(16,765)	(16,765)
<b>Balance December 31, 2024</b>	<b>167,645,373</b>	<b>\$ 1,677</b>	<b>1</b>	<b>\$ —</b>	<b>\$ 1,094,560</b>	<b>\$ (137,560)</b>	<b>\$ 114,208</b>	<b>\$ 1,072,885</b>

See accompanying notes to consolidated financial statements

**Consolidated Statements of Cash Flows**  
(In US\$ thousands)

	Year Ended December 31,		
	2024	2023	2022
<b>Cash flows from operating activities:</b>			
Net (loss) income	\$ (108,881)	\$ 156,065	\$ 771,703
Adjustments to reconcile net income to cash and cash equivalents provided by operating activities:			
Depreciation, depletion and amortization	190,923	163,862	165,503
Change in estimate of asset retirement obligation	(3,523)	(3,151)	1,543
Impairment of non-core assets	10,585	—	—
Amortization of right of use asset - operating leases	22,091	12,415	6,704
Amortization of deferred financing costs	3,989	4,300	1,933
Non-cash interest expense	34,912	30,997	31,362
Amortization of contract obligations	(31,443)	(33,026)	(36,519)
Equity-based compensation expense	129	2,149	2,735
Loss on debt extinguishment	14,732	1,385	5,336
Deferred income taxes	(39,526)	(21,338)	40,423
Reclamation of asset retirement obligations	(9,724)	(5,334)	(4,543)
(Decrease) increase in provision for discounting and credit losses	(207)	(4,216)	3,821
Gain on translation of short-term inter-entity balances	(10,028)	—	—
Other	(694)	516	855
Changes in operating assets and liabilities:			
Accounts receivable - including related party receivables, net	35,451	155,056	(156,818)
Inventories	27,644	(32,774)	(41,243)
Other current assets	(2,778)	(477)	(12,365)
Accounts payable	(9,366)	40,159	(27,664)
Accrued expenses and other current liabilities	(97,895)	(25,435)	84,041
Operating lease liabilities	(21,050)	(14,597)	(8,244)
Income tax payable	66,665	(164,834)	96,326
Change in other liabilities	2,033	6,560	1,754
Net cash provided by operating activities	<u>74,039</u>	<u>268,282</u>	<u>926,643</u>
<b>Cash flows from investing activities:</b>			
Capital expenditures	(248,142)	(237,205)	(199,716)
Proceeds from the disposal of property, plant, and equipment	—	—	318
Purchase of restricted and other deposits	(2,462)	(27,213)	(9,761)
Redemption of restricted and other deposits	24,268	26,250	816
Net cash used in investing activities	<u>(226,336)</u>	<u>(238,168)</u>	<u>(208,343)</u>
<b>Cash flows from financing activities:</b>			
Proceeds from interest bearing liabilities and other financial liabilities	449,860	—	—
Debt issuance costs and other financing costs	(13,912)	(3,436)	—
Principal payments on interest bearing liabilities and other financial liabilities	(246,668)	(4,361)	(81,310)
Call premiums paid on early redemption of debt	(9,768)	—	(2,557)
Principal payments on finance lease obligations	(68)	(127)	(140)
Dividends paid	(16,679)	(16,755)	(700,244)
Net cash provided by (used in) financing activities	<u>162,765</u>	<u>(24,679)</u>	<u>(784,251)</u>
Net increase (decrease) in cash and cash equivalents	10,468	5,435	(65,951)
Effect of exchange rate changes on cash and cash equivalents	(10,138)	(769)	(37,351)
Cash and cash equivalents at beginning of period	<u>339,295</u>	<u>334,629</u>	<u>437,931</u>
<b>Cash and cash equivalents at end of period</b>	<u>\$ 339,625</u>	<u>\$ 339,295</u>	<u>\$ 334,629</u>
Supplemental disclosure of cash flow information:			
Cash payments for interest	\$ 29,727	\$ 28,632	\$ 36,728
Cash (refund) paid for taxes	\$ (67,842)	\$ 147,106	\$ 90,888
Restricted cash	\$ 251	\$ 251	\$ 251

*See accompanying notes to consolidated financial statements*

## NOTES TO CONSOLIDATED FINANCIAL STATEMENTS

### 1. Description of Business, Basis of Presentation

#### (a) Nature of operations

Coronado Global Resources Inc. (together with its subsidiaries, the “Company” or “Coronado”) is a global producer, marketer, and exporter of a full range of metallurgical coals, an essential element in the production of steel. The Company has a portfolio of operating mines and development projects in Queensland, Australia and in the states of Pennsylvania, Virginia and West Virginia in the United States, or U.S. For details of the Company’s capital structure, refer to Note 5 “Capital Structure” for further information.

#### (b) Basis of Presentation

The Consolidated Financial Statements have been prepared in accordance with requirements of the U.S. Generally Accepted Accounting Principles, or U.S. GAAP and are presented in U.S. dollars, unless otherwise stated.

The Consolidated Financial Statements include the accounts of the Company and its subsidiaries. The Company, or Coronado, are used interchangeably to refer to Coronado Global Resources Inc. or Coronado Global Resources Inc. and its subsidiaries, as appropriate to the context. All intercompany balances and transactions have been eliminated on consolidation.

#### (c) Certain Significant Risks and Uncertainties

External factors, including general economic conditions, international events and circumstances, competitor actions, governmental actions and regulations are beyond the Company’s control and can cause fluctuations in demand for coal and volatility in the price of commodities. This in turn may adversely impact the Company’s future operating results, purchase or investment opportunities in the coal mining industry.

#### Concentration of customers

The Company has a credit policy that establishes procedures to determine creditworthiness and credit limits for trade customers and counterparties in the over-the-counter coal market. Generally, credit is extended based on an evaluation of the customer’s financial condition. Collateral is not generally required, unless credit cannot be established.

Payments from customers are generally due between 21 to 60 days after invoicing. Invoicing usually occurs after shipment or delivery of goods. The timing between the recognition of revenue and receipt of payment is not significant.

The Company had certain customers whose accounts receivable balances individually represented 10% or more of the Company’s total accounts receivable, or whose revenue individually represented 10% or more of the Company’s total revenue.

The following table summarizes any customer whose revenue individually represented 10% or more of the Company’s total coal revenues in the year ended December 31, 2024.

	Year Ended December 31,		
	2024	2023	2022
Tata Steel	20%	21%	19%
JFE Steel	11%	8%	8%

For the year ended December 31, 2024, \$1,330.4 million, or 54.6%, of total coal revenues, were attributable to five customers. In comparison, for the year ended December 31, 2023, \$1,509.1 million, or 53.3%, of total coal revenues were attributable to five customers and for the year ended December 31, 2022, \$1,848.8 million, or 52.6%, of total coal revenues were attributable to five customers. As of December 31, 2024, the Company had four customers that accounted for \$119.2 million, or 56.9%, of accounts receivable. As of December 31, 2023, the Company had three customers that accounted for \$152.9 million, or 57.9%, of accounts receivable.

## NOTES TO CONSOLIDATED FINANCIAL STATEMENTS (Continued)

The following table presents revenues as a percent of total revenue from external customers by geographic region:

	Year Ended December 31,		
	2024	2023	2022
Asia	59%	50%	46%
North America	14%	11%	12%
South America	8%	8%	8%
Europe	7%	6%	11%
Australia	3%	4%	4%
Brokered sales	9%	21%	19%
Total	100%	100%	100%

The Company uses shipping destination as the basis for attributing revenue to individual countries. The transfer of title on brokered transactions may occur at a point that does not reflect the end usage point, therefore these sales are reflected as exports and classified as brokerage sales.

### Concentration of labor

Out of the Company's total employees, 10.1% as of December 31, 2024, are subject to the Curragh Mine Enterprise Agreement 2023. This agreement covers work carried out by permanent, full-time, temporary, and casual coal mining employees engaged by Curragh to fulfill production, maintenance and processing activities. Other than the Curragh Mine Enterprise Agreement 2023, there are no other collective bargaining agreements or union contracts covering employees of the Company.

### Transportation

The Company depends upon port and rail transportation systems to deliver coal to its customers. Disruption of these transportation services due to weather-related problems, mechanical difficulties, strikes, lockouts, bottlenecks, and other events could temporarily impair the Company's ability to supply coal to its customers. In the past, disruptions in these services have resulted in delayed shipments and production interruptions.

## 2. Summary of Significant Accounting Policies

### (a) Newly Adopted Accounting Standards

*Accounting Standards Update, or ASU, No. 2023-07 "Segment Reporting" (Topic 280)*: In November 2023, the FASB issued ASU 2023-07, which intended to improve reportable segment disclosure requirements through enhanced disclosures of significant segment expenses. The guidance was effective and implemented in the Company's consolidated financial statements for the year ended December 31, 2024.

The updated standard impacted only the financial statement disclosures with no impact on the Company's results of operation, cash flows and financial position.

Such new disclosures are included in Note 3 "Segment Information".

### (b) Accounting Standards Not Yet Implemented

*ASU 2023-09 "Income Taxes" (Topic 740)*: In December 2023, the FASB issued 2023-09, which modifies the rules on income tax disclosures to require companies to disclose: specific categories in the rate reconciliation, the income or loss from continuing operations before income tax expense or benefit (separated between domestic and foreign) and income tax expense or benefit from continuing operations (separated by federal, state, and foreign). The updated standard is effective for annual periods beginning after December 15, 2024. The Company is currently evaluating the impact that the updated standard will have in its financial statement disclosures.

## NOTES TO CONSOLIDATED FINANCIAL STATEMENTS (Continued)

*ASU 2024-03 “Income Statement – Reporting Comprehensive Income – Expense Disaggregation Disclosures” (Subtopic 220-40):* Disaggregation of Income Statement Expenses. In November 2024, the FASB issued 2024-03, which require disclosure, in the notes to financial statements, of specified information about certain costs and expenses. The amendments aim to improve financial reporting by requiring that public business entities disclose additional information about specific expense categories in the notes to financial statements at interim and annual reporting periods. The updated standard is effective for annual reporting periods beginning after December 15, 2026, and interim reporting periods beginning after December 15, 2027. Early adoption is permitted. The Company is currently evaluating the impact that the updated standard will have in its financial statement disclosures.

There have been no other recent accounting pronouncements not yet effective that have significance, or potential significance, to the Company’s Consolidated Financial Statements.

### (c) Use of Estimates

The preparation of Consolidated Financial Statements in conformity with U.S. GAAP requires management to make certain judgements, estimates and assumptions that affect the reported amounts of assets and liabilities and disclosure of contingent assets and contingent liabilities at the date of the Consolidated Financial Statements and the reported amounts of revenues and expenses during the reporting periods. Actual results could differ materially from those estimates. Significant items subject to such estimates and assumptions include asset retirement obligations; useful lives for depreciation, depletion and amortization; expected credit losses; deferred income tax assets and liabilities; values of coal properties; goodwill; workers’ compensation liability and other contingencies.

### (d) Foreign Currency

#### Financial Statements of foreign operations

The reporting currency of the Company is the U.S. Dollar, or US\$.

Functional currency is determined by the primary economic environment in which an entity operates. The functional currency of the Company and its subsidiaries is the US\$, with the exception of two foreign operating subsidiaries, Coronado Curragh Pty Ltd, or Curragh, and its immediate parent, Coronado Australia Holdings Pty Ltd, or CAH, whose functional currency is the Australian dollar, or A\$, since Curragh’s predominant sources of operating expenses are denominated in that currency.

Assets and liabilities are translated at the year-end exchange rate and items in the statement of operations are translated at average rates with gains and losses from translation recorded in other comprehensive losses.

#### Foreign Currency Transactions

Monetary assets and liabilities are remeasured at year-end exchange rates while non-monetary items are remeasured at historical rates.

Gains and losses from foreign currency remeasurement related to Curragh’s US\$ receivables are included in coal revenues. All other gains and losses from foreign currency remeasurement and foreign currency forward contracts are included in “Other, net”, with exception of foreign currency gains or losses on long-term intercompany loan balances which are classified within “Accumulated other comprehensive losses.” The total aggregate impact of foreign currency transaction gains or losses on the Consolidated Statements of Operations and Comprehensive Income was a net gain of \$21.6 million, \$2.5 million and \$47.6 million for the years ended December 31, 2024, 2023 and 2022, respectively. The total impact of foreign currency transactions related to US\$ coal sales in Australia (included in the total above) was a net gain of \$8.4 million, net loss of \$1.0 million and net gain of \$15.0 million for the years ended December 31, 2024, 2023 and 2022, respectively.

### (e) Cash and Cash Equivalents

Cash and cash equivalents include cash at bank and short-term highly liquid investments with an original maturity date of three months or less. The Company had \$221.4 million and \$130.0 million of short-term highly liquid investments classified as cash equivalents for the years ended December 31, 2024 and 2023, respectively.

“Cash and cash equivalents”, as disclosed in the accompanying Consolidated Balance Sheets, includes \$0.3 million of restricted cash at December 31, 2024 and 2023.

## NOTES TO CONSOLIDATED FINANCIAL STATEMENTS (Continued)

### (f) Trade Accounts Receivables

Trade accounts receivables represent customer obligation that is derived from revenue recognized from contracts with customers. The Company extends trade credit to its customers in the ordinary course of business based on an evaluation of the individual customer's financial condition. Trade receivables are initially recorded at fair value and subsequently at amortized cost, less any Expected Credit Losses, or ECL.

The Company determines ECL on a forward-looking basis for the expected lifetime losses on trade accounts receivable. The amount of ECL is updated at each reporting date to reflect changes in credit risk since initial recognition of the respective financial instrument. The ECL is estimated based on the Company's historic credit loss experience, adjusted for factors that are specific to the financial asset, general economic conditions, financial asset type, term and an assessment of both the current as well as forecast conditions, including expected timing of collection, at the reporting date, modified for credit enhancements such as letters of credit obtained. To measure ECL, trade receivables have been grouped based on shared credit risk characteristics and the days past due.

The amount of credit loss is recognized in the Consolidated Statements of Operations and Other Comprehensive Income within "Provision for discounting and credit losses." The Company writes off a financial asset when there is information indicating there is no realistic prospect of recovery of the asset from the counterparty. Subsequent recoveries of amounts previously written off are credited against "Provision for discounting and credit losses" in the Consolidated Statements of Operations and Other Comprehensive Income.

### (g) Inventories

Coal is recorded as inventory at the point in time the coal is extracted from the mine. Raw coal represents coal stockpiles that may be sold in current condition or may be further processed prior to shipment to a customer. Saleable coal represents coal stockpiles which require no further processing prior to shipment to a customer.

Coal inventories are stated at the lower of average cost and net realizable value. The cost of coal inventories is determined based on an average cost of production, which includes all costs incurred to extract, transport and process the coal. Net realizable value considers the estimated sales price of the particular coal product, less applicable selling costs, and, in the case of raw coal, estimated remaining processing costs.

Supplies inventory is comprised of replacement parts for operational equipment and other miscellaneous materials and supplies required for mining which are stated at cost on the date of purchase. Supplies inventory is valued at the lower of average cost or net realizable value, less a reserve for obsolete or surplus items. This reserve incorporates several factors, such as anticipated usage, inventory turnover and inventory levels. It is not customary to sell these inventories; the Company plans to use them in mining operations as needed.

### (h) Property, Plant and Equipment, Impairment of Long-Lived Assets and Goodwill

#### Property, Plant, and Equipment

Costs for mine development incurred to expand capacity of operating mines or to develop new mines and certain mining equipment are capitalized and charged to operations on the hours of usage or units of production method over the estimated proven and probable reserve tons directly benefiting from the capital expenditures. Mine development costs include costs incurred for site preparation and development of the mines during the development stage. Mineral rights and reserves acquired are measured at cost and are depleted on a units of production method over the estimated proven and probable reserve tons of the relevant mineral property. Capitalized costs related to internal-use software are amortized on a straight-line basis over the estimated useful lives of the assets.

Property, plant, and equipment are recorded at cost and include expenditures for improvements when they substantially increase the productive lives of existing assets. Depreciation is calculated using the straight-line method over the estimated useful lives of the depreciable assets of 3 to 10 years for machinery, mining equipment and transportation vehicles, 5 to 10 years for office equipment, and 10 to 20 years for plant, buildings and improvements.

Maintenance and repair costs are expensed to operations as incurred. When equipment is retired or disposed, the related cost and accumulated depreciation are removed from the respective accounts and any gain or loss on disposal is recognized in operations.

## NOTES TO CONSOLIDATED FINANCIAL STATEMENTS (Continued)

### Impairment of long-lived assets

Long-lived assets, such as property, plant, and equipment, and purchased intangible assets subject to amortization, are reviewed for impairment whenever events or changes in circumstances indicate that the carrying amount of an asset may not be recoverable. If circumstances require a long-lived asset or asset group be tested for possible impairment, the Company first compares undiscounted cash flows expected to be generated by that asset or asset group to its carrying amount. If the carrying amount of the long-lived asset or asset group is not recoverable on an undiscounted cash flow basis, an impairment is recognized to the extent that the carrying amount exceeds its fair value. Fair value is determined through various valuation techniques including discounted cash flow models, quoted market values and third-party independent appraisals, as considered necessary.

In circumstances where the Company intends to sell a long-lived or asset group, that did not satisfy the criteria to be classified as held-for-sale, an impairment charge is recorded when the carrying amount of the disposal group exceeds its estimated fair value, less costs to sell.

The Company recognized an impairment charge of \$10.6 million against property, plant and equipment relating to a long-standing non-core idled asset within the U.S. Operations for the year ended December 31, 2024. The Company concluded that no impairment charges were required at any of the Company's mining assets for the years ended December 31, 2023 and 2022.

### Goodwill

Goodwill is an asset representing the future economic benefits arising from other assets acquired in a business combination that are not individually identified and separately recognized. In connection with the Buchanan acquisition on March 31, 2016, the Company recorded goodwill in the amount of \$28.0 million. The Company performed a qualitative assessment to determine if impairment was required at December 31, 2024 and 2023. Based upon the Company's qualitative assessment, it is more likely than not that the fair value of the reporting unit is greater than its carrying amount at December 31, 2024 and 2023. As a result, no impairment was required, and the balance of goodwill at both December 31, 2024 and 2023 was \$28.0 million. The Company has not noted any indicators of impairment since the acquisition date.

Goodwill is not amortized but is reviewed for impairment annually or when circumstances or other events indicate that impairment may have occurred. The Company follows the guidance in Accounting Standards Update 2017-04 "*Intangibles – Goodwill and Other: Simplifying the Test for Goodwill Impairment*" (ASU 2017-04). The Company makes a qualitative assessment of whether it is more likely than not that a reporting unit's fair value is less than its carrying amount. Circumstances that are considered as part of the qualitative assessment and could trigger a quantitative impairment test include but are not limited to: a significant adverse change in the business climate; a significant adverse legal judgment; adverse cash flow trends; an adverse action or assessment by a government agency; unanticipated competition; and a significant restructuring charge within a reporting unit. If a quantitative assessment is determined to be necessary, the Company compares the fair value of a reporting unit with its carrying amount, including goodwill. If the carrying amount of a reporting unit exceeds its fair value, the Company recognizes an impairment charge for the amount by which the carrying amount exceeds its fair value to the extent of the amount of goodwill allocated to that reporting unit.

The Company defines reporting units at the mining asset level. For purposes of testing goodwill for impairment, goodwill has been allocated to the reporting units to the extent it relates to each reporting unit.

#### (i) Asset Retirement Obligations

The Company's asset retirement obligation, or ARO, liabilities primarily consist of estimates of surface land reclamation and support facilities at both surface and underground mines in accordance with applicable reclamation laws and regulations in the U.S. and Australia as defined by each mining permit.

## NOTES TO CONSOLIDATED FINANCIAL STATEMENTS (Continued)

The Company estimates its ARO liabilities for final reclamation and mine closure based upon detailed engineering calculations of the amount and timing of the future cash spending for a third party to perform the required work. Spending estimates are escalated for inflation and then discounted at the credit-adjusted, risk-free rate. The Company records an ARO asset associated with the discounted liability for final reclamation and mine closure. The obligation and corresponding asset are recognized in the period in which the liability is incurred. The ARO asset is amortized on the units-of-production method over its expected life of the related asset and the ARO liability is accreted to the projected spending date. As changes in estimates occur (such as mine plan revisions, changes in estimated costs or changes in timing of the performance of reclamation activities), the revisions to the obligation and asset are recognized at the appropriate credit-adjusted, risk-free rate. The Company also recognizes an obligation for contemporaneous reclamation liabilities incurred as a result of surface mining. Contemporaneous reclamation consists primarily of grading, topsoil replacement and re-vegetation of backfilled pit areas. To settle the liability, the obligation is paid, and to the extent there is a difference between the liability and the amount of cash paid, a gain or loss upon settlement is recorded. The Company annually reviews its estimated future cash flows for its asset retirement obligations.

### (j) Borrowing costs

Borrowing costs are recognized as an expense when they are incurred, except for interest charges attributable to major projects with substantial development and construction phases which are capitalized as part of the cost of the asset. There was no interest capitalized during the years ended December 31, 2024 and 2023.

### (k) Leases

From time to time, the Company enters into contractual agreements to lease property, plant and equipment. In addition, the Company also enters into mining services contracts which may include embedded leases of mining equipment. Based upon the Company's assessment of the terms of a specific lease agreement, the Company classifies a lease as either finance or operating.

#### *Finance leases*

Right of Use, or ROU, assets related to finance leases are presented in "Property, plant and equipment, net" on the Consolidated Balance Sheets. Lease liabilities related to finance leases are presented in "Lease Liabilities" (current) and "Lease Liabilities" (non-current) on the Consolidated Balance Sheets.

Finance lease ROU assets and lease liabilities are recognized at the commencement date based on the present value of the future lease payments over the lease term. The discount rate used to determine the present value of the lease payments is the rate implicit in the lease unless that rate cannot be readily determined, in which case, the Company utilizes its incremental borrowing rate in determining the present value of the future lease payments. The incremental borrowing rate is the rate of interest that the Company would have to pay to borrow on a collateralized basis over a similar term an amount equal to the lease payments in a similar economic environment.

#### *Operating leases*

ROU assets related to operating leases are presented as "Right of Use assets – operating leases, net" on the Consolidated Balance Sheets. Lease liabilities related to operating leases that are subject to the ASC 842 measurement requirements such as operating leases with lease terms greater than twelve months are presented in "Lease Liabilities" (current) and "Lease Liabilities" (non-current) on Consolidated Balance Sheets.

Operating lease ROU assets and lease liabilities are recognized at the commencement date based on the present value of the future lease payments over the lease term. The discount rate used to determine the present value of the lease payments is the rate implicit in the lease unless that rate cannot be readily determined, in which case, the Company utilizes its incremental borrowing rate in determining the present value of the future lease payments. The incremental borrowing rate is the rate of interest that the Company would have to pay to borrow on a collateralized basis over a similar term an amount equal to the lease payments in a similar economic environment. Operating lease ROU assets may also include any cumulative prepaid or accrued rent when the lease payments are uneven throughout the lease term. The ROU assets and lease liabilities may also include options to extend or terminate the lease when it is reasonably certain that the Company will exercise that option. The ROU asset includes any lease payments made and lease incentives received prior to the commencement date. The Company has lease arrangements with lease and non-lease components which are accounted for separately. Non-lease components of the lease payments are expensed as incurred and are not included in determining the present value.

## NOTES TO CONSOLIDATED FINANCIAL STATEMENTS (Continued)

### (l) Royalties

Lease rights to coal lands are often acquired in exchange for royalty payments. For our Australian Operations, royalties are payable monthly as a percentage of the gross realization from the sale of the coal mined using surface mining methods and underground methods. At our U.S. Operations, royalties are payable monthly as a percentage of the gross realization for coal produced using underground mining methods. Advance mining royalties are advance payments made to lessors under terms of mineral lease agreements that are recoupable against future production. The Company had advance mining royalties of \$9.8 million and \$8.9 million respectively, included in "Other current assets" as of December 31, 2024 and 2023.

### (m) Stanwell Rebate

The Stanwell rebate relates to a contractual arrangement entered into by the Company and Stanwell Corporation Limited, a State of Queensland owned electricity generator, which requires payment of a rebate for export coal sold from some of Curragh's mining tenements. The rebate obligation is accounted for as an executory contract and the expense is recognized as incurred.

### (n) Revenue Recognition

The Company accounts for a contract when it has approval and commitment from both parties, the rights of the parties are identified, payment terms are identified, the contract has commercial substance and collectability of consideration is probable. Once a contract is identified, the Company evaluates whether the combined or single contract should be accounted for as more than one performance obligation.

The Company recognizes revenue when control is transferred to the customer. For the Company's contracts, in order to determine the point in time when control transfers to customers, the Company uses standard shipping terms to determine the timing of transfer of legal title and the significant risks and rewards of ownership. The Company also considers other indicators including timing of when the Company has a present right to payment and when physical possession of products is transferred to customers. The amount of revenue recognized includes any adjustments for variable consideration, which is included in the transaction price and allocated to each performance obligation based on the relative standalone selling price. The variable consideration is estimated through the course of the contract using management's best estimates.

The majority of the Company's revenue is derived from short term contracts where the time between confirmation of sales orders and collection of cash is not more than a few months.

Taxes assessed by a governmental authority that are both imposed on and concurrent with a specific revenue-producing transaction that are collected by the Company from a customer are excluded from revenue.

#### Performance obligations

A performance obligation is a promise in a contract to transfer a distinct good or service to the customer. A contract's transaction price is allocated to each distinct performance obligation and recognized as revenue when, or as, the performance obligation is satisfied.

The Company's contracts have multiple performance obligations as the promise to transfer the individual unit of coal is separately identifiable from other units of coal promised in the contracts and, therefore, distinct. Performance obligations, as described above, primarily relate to the Company's promise to deliver a designated quantity and type of coal within the quality specifications stated in the contract.

For contracts with multiple performance obligations, we allocate the contract's transaction price to each performance obligation on a relative standalone selling price basis. The standalone selling price is determined at each contract inception using an adjusted market assessment approach. This approach focuses on the amount that the Company believes the market is willing to pay for a good or service, considering market conditions, such as benchmark pricing, competitor pricing, market awareness of the product and current market trends that affect the pricing.

Warranties provided to customers are assurance-type of warranties on the fitness of purpose and merchantability of the Company's goods. The Company does not provide service-type of warranties to customers.

Revenue is recognized at a point in time and therefore there were no unsatisfied and/or partially satisfied performance obligations at December 31, 2024 and 2023.

## NOTES TO CONSOLIDATED FINANCIAL STATEMENTS (Continued)

### Shipping and Handling

For Free on Rail sales, the Company accounts for shipping and handling activities as a separate performance obligation after the customer obtains control of the good. In this instance, shipping and handling costs paid to third party carriers and invoiced to coal customers are recorded as freight expense and other revenues, respectively.

#### (o) Commodity Price Risk

The Company has commodity price risk arising from fluctuations in domestic and global coal prices.

The Company's principal philosophy is not to hedge against movements in coal prices unless there are exceptional circumstances. Any potential hedging of coal prices would be through fixed price contracts.

The Company is also exposed to commodity price risk related to diesel fuel purchases. The Company may periodically enter into arrangements that protect against the volatility in fuel prices as follows:

- enter into fixed price contracts to purchase fuel for the U.S. Operations.
- enter into derivative financial instruments to hedge exposures to fuel price fluctuations.

There were no derivative contracts outstanding December 31, 2024 and 2023.

#### (p) Income Taxes

The Company uses the asset and liability approach to account for income taxes as required by ASC 740, Income Taxes, which requires the recognition of deferred income tax assets and liabilities for the expected future tax consequences attributable to differences between the financial statement carrying amounts of existing assets and liabilities and their respective tax bases.

Valuation allowances are provided when necessary to reduce deferred income tax assets to the amount expected to be realized, on a more likely than not basis.

The Company recognizes the benefit of an uncertain tax position that it has taken or expects to take on income tax returns it files if such tax position is more likely than not to be sustained on examination by the taxing authorities, based on the technical merits of the position. These tax benefits are measured based on the largest benefit that has a greater than 50% likelihood of being realized upon ultimate resolution.

The Company's foreign structure consists of Australian entities which are treated as corporations subject to tax under Australian taxing authorities. The Australian entities are treated as a branch for U.S. tax purposes and all income flows through the ultimate parent (the Company).

#### (q) Fair Value Measurements

The Company utilizes valuation techniques that maximize the use of observable inputs and minimize the use of unobservable inputs to the extent possible. The Company determines fair value based on assumptions that market participants would use in pricing an asset or liability in the principal or most relevant market. When considering market participant assumptions in fair value measurements, the Company distinguishes between observable and unobservable inputs, which are categorized in one of three levels of inputs.

Refer to Note 22. "Fair Value Measurement" for detailed information related to the Company's fair value policies and disclosures.

#### (r) Stock-based Compensation

The Company has a stock-based compensation plan which allows for the grant of certain equity-based incentives including stock options, performance stock units, or PSU, and restricted stock units, or RSU, to employees and executive directors, valued in whole or in part with reference to the Company's CDIs or equivalent common shares (on a 10:1 CDI to common share ratio).

## NOTES TO CONSOLIDATED FINANCIAL STATEMENTS (Continued)

The grant-date fair value of stock option award is estimated on the date of grant using Black-Scholes-Merton option-pricing model. For certain options and PSUs, the Company includes a relative Total Stockholder Return, or TSR, modifier to determine the number of shares earned at the end of the performance period. The fair value of awards that include the TSR modifier is determined using a Monte Carlo valuation model.

The expense for these equity-based incentives is based on their fair value at date of grant and is amortized over the required service period, generally the vesting period. The Company accounts for forfeitures as and when they occur.

Refer to Note 20. "Stock-Based Compensation" for detailed information related to the Company's stock-based compensation plans.

### (s) (Loss) earnings per Share

Basic earnings per share is computed by dividing net income attributable to stockholders of the Company by the weighted-average number of shares of common stock outstanding during the reporting period.

Diluted net income per share is computed using the weighted-average number of shares of common stock and dilutive potential shares of common stock outstanding during the period. Dilutive potential shares of common stock primarily consist of employee stock options and restricted stock.

### (t) Deferred Debt Issuance Costs

The Company capitalizes costs incurred in connection with new borrowings, the establishment or enhancement of credit facilities and the issuance of debt securities. These costs are amortized as an adjustment to interest expense over the life of the borrowing or term of the credit facility using the effective interest method. Deferred debt issuance costs related to a recognized liability are presented in the balance sheet as a direct reduction from the carrying amount of that liability whereas debt issuance costs related to a credit facility are shown as an asset and amortized over the life of the facility on a straight-line basis and included in "Interest expense, net" in the Company's Consolidated Statements of Operations and Comprehensive Income.

For information on the unamortized balance of deferred debt issuance costs related to outstanding debt, see Note 14. "Interest Bearing Liabilities".

## 3. Segment Information

The Company has a portfolio of operating mines and development projects in Queensland, Australia and in the states of Pennsylvania, Virginia and West Virginia in the U.S. The Australian Operations comprise the 100%-owned Curragh producing mine complex. The U.S. Operations comprise two 100%-owned producing mine complexes (Buchanan and Logan) and two development properties (Mon Valley and Russell County).

The Company operates its business along two reportable segments: Australia and United States. The organization of the two reportable segments reflects how Coronado's Chief Executive Officer who is the Company's chief operating decision maker, or CODM, manages and allocates resources to the various components of the Company's business.

The CODM uses Adjusted EBITDA as the primary metric to measure each segment's operating performance. Adjusted EBITDA is not a measure of financial performance in accordance with U.S. GAAP. Investors should be aware that the Company's presentation of Adjusted EBITDA may not be comparable to similarly titled financial measures used by other companies.

Adjusted EBITDA is defined as earnings before interest, taxes, depreciation, depletion and amortization and other foreign exchange losses. Adjusted EBITDA is also adjusted for certain discrete items that management exclude in analyzing each of the Company's segments' operating performance. "Other and corporate" relates to additional financial information for the corporate function such as financial reporting and accounting, treasury, legal, human resources, compliance, and tax. As such, the corporate function is not determined to be a reportable segment but is discretely disclosed for purposes of reconciliation to the Company's Consolidated Financial Statements.

## NOTES TO CONSOLIDATED FINANCIAL STATEMENTS (Continued)

Reportable segment results for the years ended December 31, 2024, 2023 and 2022 are presented below:

<u>(US\$ thousands)</u>	<u>Australia</u>	<u>United States</u>	<u>Other and Corporate</u>	<u>Total</u>
<i>Year ended December 31, 2024</i>				
Total revenues	\$ 1,594,981	\$ 912,732	\$ —	\$ 2,507,713
Less:				
Mining costs <sup>(1)</sup>	(1,054,066)	(629,242)	—	(1,683,308)
Other operating costs <sup>(1)</sup>	(538,365)	(141,239)	—	(679,604)
Total operating costs	(1,592,431)	(770,481)	—	(2,362,912)
Other and unallocated items <sup>(2)</sup>	851	4,982	(35,494)	(29,661)
Segment adjusted EBITDA	<u>3,401</u>	<u>147,233</u>	<u>(35,494)</u>	<u>115,140</u>
Total assets	1,213,903	1,048,117	255,732	2,517,752
Capital expenditures	89,343	156,401	4,127	249,871
<i>Year ended December 31, 2023</i>				
Total revenues	\$ 1,681,522	\$ 1,209,081	\$ —	\$ 2,890,603
Less:				
Mining costs <sup>(1)</sup>	(1,058,598)	(610,925)	—	(1,669,523)
Other operating costs <sup>(1)</sup>	(621,356)	(182,866)	—	(804,222)
Total operating costs	(1,679,954)	(793,791)	—	(2,473,745)
Other and unallocated items <sup>(2)</sup>	680	5,803	(41,629)	(35,146)
Segment adjusted EBITDA	<u>2,249</u>	<u>421,093</u>	<u>(41,629)</u>	<u>381,713</u>
Total assets	1,322,610	1,010,199	345,229	2,678,038
Capital expenditures	55,412	171,686	660	227,758
<i>Year ended December 31, 2022</i>				
Total revenues	\$ 2,116,555	\$ 1,454,987	\$ —	\$ 3,571,542
Less:				
Mining costs <sup>(1)</sup>	(864,616)	(531,812)	—	(1,396,428)
Other operating costs <sup>(1)</sup>	(711,170)	(208,128)	—	(919,298)
Total operating costs	(1,575,786)	(739,940)	—	(2,315,726)
Other and unallocated items <sup>(2)</sup>	439	1,614	(42,245)	(40,192)
Segment adjusted EBITDA	<u>541,208</u>	<u>716,661</u>	<u>(42,245)</u>	<u>1,215,624</u>
Total assets	1,353,424	1,013,359	183,144	2,549,927
Capital expenditures	89,001	95,769	587	185,357

<sup>(1)</sup> The significant expense category and amount aligns with the segment-level information that is regularly provided to the CODM.

<sup>(2)</sup> Other and unallocated items for other and corporate includes selling, general and administrative expenses.

## NOTES TO CONSOLIDATED FINANCIAL STATEMENTS (Continued)

The reconciliation of net income attributable to the Company to the Adjusted EBITDA for the years ended December 31, 2024, 2023 and 2022 are as follows:

(US\$ thousands)	Year Ended December 31,		
	2024	2023	2022
Consolidated Adjusted EBITDA	\$ 115,140	\$ 381,713	\$ 1,215,624
Depreciation, depletion and amortization	(187,400)	(160,711)	(167,046)
Interest expense, net <sup>(1)</sup>	(58,856)	(56,751)	(67,632)
Other foreign exchange gains <sup>(2)</sup>	12,339	2,899	32,259
Loss on debt extinguishment	(14,732)	(1,385)	(5,336)
Uncertain stamp duty position <sup>(3)</sup>	—	(41,321)	—
Impairment of non-core assets <sup>(4)</sup>	(10,585)	—	—
Restructuring costs <sup>(5)</sup>	(729)	—	—
Losses on idled assets <sup>(6)</sup>	(4,574)	(4,846)	(771)
Decrease (increase) in provision for discounting and credit losses	207	4,216	(3,821)
Net (loss) income before tax	\$ (149,190)	\$ 123,814	\$ 1,003,277
Income tax benefit (expense)	40,309	32,251	(231,574)
Net (loss) income	\$ (108,881)	\$ 156,065	\$ 771,703

<sup>(1)</sup> Includes interest income of \$15.4 million, \$7.6 million, and \$1.5 million for the years ended December 31, 2024, 2023, 2022, respectively.

<sup>(2)</sup> Refer to Note 4. "Other, net" for further discussion.

<sup>(3)</sup> Relates to stamp duty on Curragh's acquisition. Refer to Note 25. "Contingencies" for further discussion.

<sup>(4)</sup> During the year ended December 31, 2024, the Company recognized an impairment charge of \$10.6 million against property, plant and equipment relating to a long-standing non-core idled asset within the U.S. Operations. This impairment charge was recognized based on a conditional purchase offer received and accepted by the Company and is included in "Other, net" on the Consolidated Statement of Operations and Comprehensive Income. At December 31, 2024, satisfaction of conditions precedent and completion of the sale remained uncertain and as such this idled asset was classified as held and used. On January 14, 2025, all substantive conditions were satisfied, and the sale of this long-standing non-core asset was completed.

<sup>(5)</sup> During the year ended December 31, 2024, a restructuring and cost transformation initiative commenced at the Australian Operations to focus on repositioning the Company's efforts to align its cost structures and optimize its operations.

<sup>(6)</sup> These losses relate to care and maintenance costs of an idled non-core asset that was sold on January 14, 2025.

The reconciliations of capital expenditures per the Company's segment information to capital expenditures disclosed on the Consolidated Statements of Cash Flows for the years ended December 31, 2024, 2023 and 2022 are as follows:

(US\$ thousands)	Year ended December 31,		
	2024	2023	2022
Capital expenditures per Consolidated Statement of Cash Flows	\$ 248,142	\$ 237,205	\$ 199,716
Net movement in accruals for capital expenditures	12,497	(453)	3,768
Net movement in deposits to acquire long lead capital	(10,768)	(8,994)	(18,127)
Capital expenditures per segment detail	\$ 249,871	\$ 227,758	\$ 185,357

### **Disaggregation of Revenue**

The Company disaggregates the revenue from contracts with customers by major product group for each of the Company's segments, as the Company believes it best depicts the nature, amount, timing and uncertainty of revenues and cash flows. All revenue is recognized at a point in time.

## NOTES TO CONSOLIDATED FINANCIAL STATEMENTS (Continued)

(US\$ thousands)	Year ended December 31, 2024		
	Australia	United States	Total
Product Groups:			
Metallurgical coal	\$ 1,472,477	\$ 854,587	\$ 2,327,064
Thermal coal	87,798	30,000	117,798
Total coal revenue	1,560,275	884,587	2,444,862
Other <sup>(1)(2)</sup>	34,706	28,145	62,851
Total	\$ 1,594,981	\$ 912,732	\$ 2,507,713

(US\$ thousands)	Year ended December 31, 2023		
	Australia	United States	Total
Product Groups:			
Metallurgical coal	\$ 1,557,471	\$ 1,031,012	\$ 2,588,483
Thermal coal	88,281	153,925	242,206
Total coal revenue	1,645,752	1,184,937	2,830,689
Other <sup>(1)(2)</sup>	35,770	24,144	59,914
Total	\$ 1,681,522	\$ 1,209,081	\$ 2,890,603

(US\$ thousands)	Year ended December 31, 2022		
	Australia	United States	Total
Product Groups:			
Metallurgical coal	\$ 1,968,173	\$ 1,394,880	\$ 3,363,053
Thermal coal	110,345	54,228	164,573
Total coal revenue	2,078,518	1,449,108	3,527,626
Other <sup>(1)</sup>	38,037	5,879	43,916
Total	\$ 2,116,555	\$ 1,454,987	\$ 3,571,542

<sup>(1)</sup> Included in Other revenue for Australian Operation is the amortization of Stanwell non-market coal supply agreement liability recognized on acquisition of Curragh. See further discussion in Note 16 "Contract Obligations".

<sup>(2)</sup> Other revenue for the U.S. segment includes \$25.0 million, \$17.5 million and nil for the years ended December 31, 2024, 2023 and 2022, respectively, relating to termination fee revenue from coal sales contracts cancelled at the U.S. Operations.

**Further explanation to tables above:**

The following is a description of the principal activities by reportable segments.

- The Company primarily offers two types of products to its customers: metallurgical coal and thermal coal of varying qualities. The Company's metallurgical coal is classified as hard coking coal, further distinguished by its volatility (defined as high, mid, or low), and pulverized coal injection.
- The Australian Operations reportable segment includes the Curragh mine. The Australian Operations is a separate reportable segment due to having separate management, location, assets, and operations. Curragh mine, included in the Australian Operations, is located in central Queensland, Australia and produces a wide variety of metallurgical coal.
- The United States reportable segment includes the Buchanan and Logan coal mine facilities located in Virginia and West Virginia in the United States. It produces high, mid and low volatility hard coking coal.

## NOTES TO CONSOLIDATED FINANCIAL STATEMENTS (Continued)

### 4. Other, net

Other, net consists of the following:

(US\$ thousands)	Year ended December 31,		
	2024	2023	2022
Other foreign exchange gains <sup>(1)</sup>	\$ 12,339	\$ 2,899	\$ 32,259
Impairment of non-core assets	(10,585)	—	—
Restructuring costs	(729)	—	—
Other income	2,709	2,865	1,536
Total Other, net	\$ 3,734	\$ 5,764	\$ 33,795

<sup>(1)</sup> Other foreign exchange gains primarily relates to gains and losses recognized on the translation of short-term inter-entity balances between certain entities within the Group that are denominated in currencies other than their respective functional currencies.

### 5. Capital Structure

#### (a) Stockholders' Equity

##### Authorized capital stock

The Company's Certificate of Incorporation, as amended, authorize the Company to issue 1,100,000,000 shares of \$0.01 par value capital stock consisting of 1,000,000,000 shares of common stock and 100,000,000 shares of preferred stock.

##### Common Stock / CDIs

The following table summarizes Common Stock activity during the periods presented below:

	Year Ended December 31,		
	2024	2023	2022
Shares outstanding at the beginning of the year	167,645,373	167,645,373	167,645,373
Shares issued during the year	-	-	-
Share outstanding at end of the year	167,645,373	167,645,373	167,645,373

A portion of the Company's common stock is publicly traded on the ASX under the ticker "CRN," in the form of CHES Depository Interests, or CDIs. CDIs are units of beneficial ownership in shares of common stock held by CHES Depository Nominees Pty Limited, or CDN, a wholly-owned subsidiary of ASX Limited, the company that operates the ASX.

As each CDI represents one tenth of a share, holders of CDIs will be entitled to one vote for every 10 CDIs they hold. CDI holders are to receive entitlements which attach to underlying shares such as participation in rights issues, bonus issues, capital reductions and liquidation preferences.

The CDIs entitle holders to dividends, if any, and other rights economically equivalent to shares of common stock, including the right to attend stockholders' meetings. CDN, as the stockholder of record, will vote the underlying shares in accordance with the directions of the CDI holders.

As of December 31, 2024, 831,392,331 CDIs (representing beneficial interest in 83,139,233 shares of common stock) were owned by investors in the form of CDIs publicly traded on the ASX.

##### Coronado Group LLC

As of December 31, 2024, Coronado Group LLC, the Company's controlling stockholder, beneficially owns 845,061,399 CDIs (representing a beneficial interest in 84,506,140 shares of common stock) representing 50.4% of the total 1,676,453,730 CDIs (representing a beneficial interest in 167,645,373 shares of common stock) outstanding.

Refer to Note 20 "Stock-Based Compensation" for options to purchase common stock issued and outstanding as of December 31, 2024 and 2023.

## NOTES TO CONSOLIDATED FINANCIAL STATEMENTS (Continued)

### Preferred Stock

Coronado Group LLC holds one share of preferred stock Series A. The holder of Series A Preferred Stock is permitted to nominate and elect members of the Company's Board of Directors in relation to the level of the holder's aggregate beneficial ownership of shares of the Company's common stock. The Series A Preferred Share is not entitled to dividends and is non-transferable. The Series A Preferred Share has a liquidation preference of \$1.00.

#### (b) Dividends

The dividend policy and the payment of future cash dividends are subject to the discretion of the Company's Board of Directors.

During the year ended December 31, 2024, the Company declared:

- Dividends of \$8.4 million, or \$0.005 per CDI (\$0.05 per share of common stock), on February 19, 2024; and
- Dividends of \$8.4 million, or \$0.005 per CDI (\$0.05 per share of common stock), on August 5, 2024.

For the year ended December 31, 2024, the Company paid a total of \$16.7 million to stockholders and CDI holders on the ASX, net of \$0.1 million foreign exchange gain on payment to certain CDI holders that elected to be paid in Australian dollars, in relation to the above declared dividends.

During the year ended December 31, 2023, the Company declared:

- Dividends of \$8.4 million, or \$0.005 per CDI (\$0.05 per share of common stock), on February 21, 2023; and
- Dividends of \$8.4 million, or \$0.005 per CDI (\$0.05 per share of common stock), on August 7, 2023.

For the year ended December 31, 2023, the Company paid a total of \$16.7 million to stockholders and CDI holders on the ASX, net of \$0.1 million foreign exchange gain on payment to certain CDI holders that elected to be paid in Australian dollars, in relation to the above declared dividends.

During the year ended December 31, 2022, the Company declared:

- Dividends of \$150.9 million, or \$0.09 per CDI (\$0.90 per share of common stock), on February 24, 2022;
- Dividends of \$200.1 million, or \$0.119 per CDI (\$1.19 per share of common stock), on May 9, 2022;
- Dividends of \$125.7 million, or \$0.075 per CDI (\$0.75 per share of common stock), on August 8, 2022; and
- Dividends of \$225.0 million, or \$0.134 per CDI (\$1.34 per share of common stock), on October 30, 2022.

For the year ended December 31, 2022, the Company paid a total of \$700.2 million to stockholders and CDI holders on the ASX, net of \$1.4 million foreign exchange gain on payment to certain CDI holders that elected to be paid in Australian dollars, in relation to the above declared dividends.

For dividends declared or paid after December 31, 2024, refer to Note 27 "Subsequent Events".

#### (c) (Loss) Earnings per Share

Basic earnings per share of common stock is computed by dividing net income attributable to the Company for the period, by the weighted-average number of shares of common stock outstanding during the same period. Diluted earnings per share of common stock is computed by dividing net income attributable to the Company by the weighted-average number of shares of common stock outstanding adjusted to give effect to potentially dilutive securities. During periods in which the Company incurs a net loss, diluted weighted average shares outstanding are equal to basic weighted average shares outstanding because the effect of all equity awards is anti-dilutive.

## NOTES TO CONSOLIDATED FINANCIAL STATEMENTS (Continued)

Basic and diluted earnings per share was calculated as follows (in thousands, except per share data):

<u>(US\$ thousands, except per share data)</u>	Year ended December 31,		
	2024	2023	2022
Numerator:			
Net (loss) income attributable to Company stockholders	\$ (108,881)	\$ 156,065	\$ 771,703
Denominator (in thousands):			
Weighted-average shares of common stock outstanding	167,645	167,645	167,645
Effects of dilutive shares	—	421	201
Weighted average diluted shares of common stock outstanding	167,645	168,066	167,846
(Loss) Earnings Per Share (US\$):			
Basic	(0.65)	0.93	4.60
Dilutive	(0.65)	0.93	4.60

### 6. Trade Receivables, net

The Company extends trade credit to its customers in the ordinary course of business. Trade receivables are recorded initially at fair value and subsequently at amortized cost, less any ECL.

<u>(US\$ thousands)</u>	December 31,	
	2024	2023
Trade receivables	\$ 209,289	\$ 264,218
Provision for discounting and credit losses (Note 7)	(179)	(267)
Trade receivables, net	\$ 209,110	\$ 263,951

### 7. Provision for Discounting and Credit Losses

The following table provides the reconciliation of the allowance for credit losses that is deducted from financial assets to present the net amount expected to be collected:

<u>(US\$ thousands)</u>	Trade receivables	Other Assets	Total
As at January 1, 2023	\$ 4,511	\$ 566	\$ 5,077
Change in estimates during the period	(4,244)	28	(4,216)
As of December 31, 2023	267	594	861
Change in estimates during the period	(88)	(119)	(207)
As of December 31, 2024	\$ 179	\$ 475	\$ 654

### 8. Inventories

<u>(US\$ thousands)</u>	December 31,	
	2024	2023
Raw coal	\$ 60,874	\$ 55,998
Saleable coal	32,633	81,314
Total coal inventories	93,507	137,312
Supplies inventory	62,236	54,967
Total inventories	\$ 155,743	\$ 192,279

Coal inventories measured at its net realizable value were \$3.3 million and \$2.4 million at December 31, 2024 and 2023, respectively, and primarily relates to coal designated for deliveries under the Stanwell below market coal supply agreement, or CSA. See further discussion in Note 16. "Contract Obligations".

## NOTES TO CONSOLIDATED FINANCIAL STATEMENTS (Continued)

### 9. Other Assets

(US\$ thousands)	December 31,	
	2024	2023
Other current assets:		
Prepayments	\$ 40,465	\$ 34,175
Long service leave receivable	7,193	8,438
Tax credits receivable	4,004	3,265
Deposits to acquire mining equipment	37,888	18,935
Short-term deposits	—	21,906
Other	20,725	16,890
Total other current assets	<u>\$ 110,275</u>	<u>\$ 103,609</u>
Other non-current assets:		
Favorable mineral leases	\$ 3,285	\$ 3,310
Deferred debt issue costs	1,527	2,672
Long service leave receivable	1,530	1,485
Tax credits receivable	—	4,004
Deposits to acquire long lead mining equipment	—	8,185
Total other non-current assets	<u>\$ 6,342</u>	<u>\$ 19,656</u>

The Company has other assets which includes prepayments, favorable mineral leases, deferred debt issue costs, long service leave receivable, equipment deposits, short term deposits and coalfield employment enhancement tax credit receivable.

Long service leave for eligible coal mine workers at the Company's Australian Operations is paid when leave is taken, with a subsequent reimbursement received from the Coal Mining Industry (Long Service Leave Funding) Corporation in Queensland, Australia. The reimbursement entitlement is recognized as a receivable and is measured as the present value of expected future reimbursements to be received for the corresponding leave liability recognized.

The Company recognized tax credits receivable relating to the Virginia coalfield employment enhancement tax credit for coal sales from the Company's mining properties in the State of West Virginia in the U.S. during the 2018 to 2021 income years. Where the credits exceed the Company's state tax liability for the tax year, the excess is redeemable by the Tax Commissioner on behalf of the Commonwealth of Virginia for 85% of the face value within 90 days after filing the return. The tax credits allowed can be claimed in the third taxable year following the taxable year in which the credit was earned and allowed.

Deposits to acquire mining equipment are advance payments made for the purchase of future mining equipment, some of which relate to mining equipment expected to be delivered beyond the next twelve months.

Short-term deposits were term deposits held with financial institutions with maturity greater than ninety days and less than twelve months and that did not meet the cash and cash equivalents criteria.

The favorable mineral leases were recognized on acquisition of certain U.S. assets that are amortized based on the coal tonnage removed from the lease property relative to the total estimated acquired reserves on that property.

The deferred debt issue costs as of December 31, 2024 and December 31, 2023, are unamortized costs relating to the establishment of the senior secured asset-based revolving credit facilities (refer to Note 14 "Interest Bearing Liabilities" for further description of these facilities). The deferred debt issue costs are amortized over the life of the facility on a straight-line basis and included in "Interest expense, net" in the Company's Consolidated Statements of Operations and Comprehensive Income.

## NOTES TO CONSOLIDATED FINANCIAL STATEMENTS (Continued)

### 10. Property, Plant and Equipment

The following table indicates the carrying amount of each of the major classes of the Company's consolidated depreciable assets:

(US\$ thousands)	December 31,	
	2024	2023
Land	\$ 28,130	\$ 28,282
Buildings and improvements	123,662	102,642
Plant, machinery, mining equipment and transportation vehicles	1,259,620	1,189,088
Mineral rights and reserves	379,065	389,868
Office and computer equipment	9,654	9,771
Mine development	550,110	579,717
Asset retirement obligation asset	90,318	88,384
Construction in progress	190,124	143,041
Total cost of property, plant and equipment	2,630,683	2,530,793
Less accumulated depreciation, depletion and amortization	1,123,553	1,024,356
Property, plant and equipment, net	<u>\$ 1,507,130</u>	<u>\$ 1,506,437</u>

The amount of depreciation and amortization expense for property, plant and equipment for the years ended December 31, 2024, 2023 and 2022 was \$175.4 million, \$152.4 million and \$155.8 million, respectively.

### 11. Accrued Expenses and Other Current Liabilities

Accrued expenses and other current liabilities consist of the following:

(US\$ thousands)	December 31,	
	2024	2023
Wages and employee benefits	\$ 39,457	\$ 42,348
Taxes other than income taxes	6,062	6,728
Accrued royalties	36,111	45,770
Accrued freight costs	33,071	47,549
Accrued mining fees	84,538	89,622
Acquisition related accruals	—	53,700
Other liabilities	7,559	26,988
Total accrued expenses and other current liabilities	<u>\$ 206,798</u>	<u>\$ 312,705</u>

Acquisition related accruals of \$53.7 million (A\$79.0 million) as at December 31, 2023, related to the remaining estimated stamp duty payable on the Curragh acquisition. On March 6, 2024, the Company paid the outstanding assessed stamp duty and tax interest to the Queensland Revenue Office, or QRO. Refer to Note 25 "Contingencies" for further details.

### 12. Leases

During the year ended December 31, 2024, the Company entered into a number of agreements to lease mining equipment. Based on the Company's assessment of terms within these agreements, the Company classified these leases as operating leases. On mobilization of these leased mining equipment, the Company recognized ROU assets and operating lease liabilities of \$44.2 million.

On April 1, 2024, the Company extinguished one of its mining services contracts for mining and equipment assets used to provide mining services. On extinguishment, ROU assets of \$11.3 million and operating lease liabilities of \$12.1 million were derecognized.

On September 1, 2024, the Company modified one of its mining equipment lease contracts to extend the lease term. Upon modification, the Company recognized additional ROU assets and operating lease liabilities of \$6.4 million.

## NOTES TO CONSOLIDATED FINANCIAL STATEMENTS (Continued)

As of December 31, 2024, there are additional operating leases of mining equipment, which have not yet been mobilized, that have a present value of minimum lease payments of \$9.9 million. These operating leases are expected to commence within the next 12 months with lease terms of not more than five years.

Information related to Company's right-of use assets and related lease liabilities are as follows:

(US\$ thousands)	Year ended December 31,	
	2024	2023
Operating lease costs	\$ 28,619	\$ 17,013
Cash paid for operating lease liabilities	21,050	14,597
Finance lease costs:		
Amortization of right of use assets	73	133
Interest on lease liabilities	2	11
Total finance lease costs	\$ 75	\$ 144
(US\$ thousands)	December 31,	
	2024	2023
<b>Assets:</b>		
Operating leases		
Right of use asset – operating leases, net	\$ 90,143	\$ 80,899
Finance leases		
Property and equipment	—	371
Accumulated depreciation	—	(309)
Property and equipment, net	—	62
Current operating lease obligations	19,502	22,811
Non-current operating lease obligations	74,241	61,692
Total Operating lease liabilities	93,743	84,503
<b>Liabilities:</b>		
Current finance lease obligations	—	68
Total Finance lease liabilities	—	68
Current lease obligations	19,502	22,879
Non-current lease obligations	74,241	61,692
Total lease obligations	\$ 93,743	\$ 84,571
(US\$ thousands)	December 31,	
	2024	2023
<b>Weighted Average Remaining Lease Term (Years)</b>		
Weighted average remaining lease term – finance leases	-	0.5
Weighted average remaining lease term – operating leases	4.3	3.7
<b>Weighted Average Discount Rate</b>		
Weighted discount rate – finance lease	-	7.6%
Weighted discount rate – operating lease	9.3%	9.0%

## NOTES TO CONSOLIDATED FINANCIAL STATEMENTS (Continued)

The Company's leases have remaining lease terms of one year to four years, some of which include options to extend the terms where the Company deems it is reasonably certain the options will be exercised. Maturities of lease liabilities as at December 31, 2024, are as follows:

(US\$ thousands)	Operating Lease
Year ending December 31,	
2025	\$ 26,980
2026	26,801
2027	25,842
2028	23,292
2029	10,001
Total lease payments	<u>112,916</u>
Less imputed interest	<u>(19,173)</u>
Total lease liability	<u>\$ 93,743</u>

### 13. Asset Retirement Obligations

Reclamation of areas disturbed by mining operations must be performed by the Company in accordance with approved reclamation plans and in compliance with state and federal laws in the states of West Virginia and Virginia in the United States and Queensland in Australia. For areas disturbed, reclamation is performed progressively, however, a significant amount of the reclamation will take place in the future when operations cease. There were no assets that were legally restricted for purposes of settling asset retirement obligations as of December 31, 2024 and 2023. In addition, state agencies monitor compliance with the mine plans, including reclamation.

The Company records the fair value of its asset retirement obligations using the present value of projected future cash flows, with an equivalent amount recorded in the related long lived asset or a change to the Consolidated Statements of Operations if the related permit is closed. An accretion cost, representing the increase over time in the present value of the liability, is recorded each period and the capitalized cost is depreciated over the useful life of the related asset. As reclamation work is performed or liabilities otherwise settled, the recorded amount of the liability is reduced.

Changes in the asset retirement obligations for the years ended December 31, 2024 and December 31, 2023 were as follows:

(US\$ thousands)	December 31, 2024	December 31, 2023
Total asset retirement obligations at beginning of the year	\$ 163,929	\$ 138,490
ARO liability additions - new disturbances	1,997	9,923
Accretion	15,324	11,252
Reclamation performed in the year	(9,724)	(5,334)
Reclass of asset held for sale	—	11,115
Change in estimate recorded to operations	(3,523)	(3,151)
Change in estimate recorded to assets	5,937	682
Foreign currency translation adjustment	(9,142)	952
Total asset retirement obligations at end of the year	<u>164,798</u>	<u>163,929</u>
Less current portion	<u>(15,523)</u>	<u>(15,321)</u>
Asset retirement obligation, excluding current portion	<u>\$ 149,275</u>	<u>\$ 148,608</u>

## NOTES TO CONSOLIDATED FINANCIAL STATEMENTS (Continued)

### 14. Interest Bearing Liabilities

The following is a summary of interest-bearing liabilities at December 31, 2024:

(US\$ thousands)	December 31, 2024	December 31, 2023	Weighted Average Interest Rate at December 31, 2024	Final Maturity
10.750% Senior Secured Notes	\$ —	\$ 242,326	12.14% <sup>(2)</sup>	2026
9.250% Senior Secured Notes	400,000	—	9.99% <sup>(2)</sup>	2029
ABL Facility	—	—		
Loan - Curragh Housing Transaction	24,472	—	14.14% <sup>(2)</sup>	2034
Discount and debt issuance costs <sup>(1)</sup>	(12,165)	(6,983)		
Total interest bearing liabilities	412,307	235,343		
Less: current portion	(1,363)	—		
Non-current interest-bearing liabilities	<u>\$ 410,944</u>	<u>\$ 235,343</u>		

<sup>(1)</sup> Relates to discount and debt issuance costs in connection with the 2029 Notes, 2026 Notes and Curragh Housing Transaction (as defined below). Deferred debt issuance costs incurred in connection with the establishment of the ABL Facility have been included within "Other non-current assets" in the Consolidated Balance Sheets.

<sup>(2)</sup> Represent the effective interest rate. The effective interest is higher than the implied interest rate as it incorporates the effect of debt issuance costs and discount, where applicable.

#### 10.750% Senior Secured Notes due in 2026

On October 2, 2024, the Company completed a refinancing initiative (as explained below) and redeemed in full all of the outstanding 10.750% Senior Secured Notes due 2026, or the 2026 Notes, of \$242.3 million. The redemption price of the 2026 Notes was \$252.1 million, equivalent to 104.03% of the aggregate principal amount thereof, plus accrued and unpaid interest, to, but excluding the repurchase date. In connection with the extinguishment of the 2026 Notes, the Company recognized \$14.7 million loss on early extinguishment of debt.

#### 9.250% Senior Secured Notes due in 2029

On October 2, 2024, the Company, entered into an indenture, among Coronado Finance Pty Ltd, as issuer, Coronado Global Resources Inc, as guarantor, the subsidiaries of Coronado Global Resources Inc, named therein, as additional guarantors, Wilmington Trust, National Association, as trustee and priority lien collateral trustee, or the Indenture, relating to the issuance by the Issuer of \$400.0 million aggregate principal amount of 9.250% Senior Secured Notes due 2029, or the 2029 Notes.

The 2029 Notes were issued at par and bear interest at a rate of 9.250% per annum. Interest on the 2029 Notes is payable semi-annually in arrears on April 1 and October 1 of each year, commencing April 1, 2025. The 2029 Notes mature on October 1, 2029 and are senior secured obligations of the Issuer.

The 2029 Notes are guaranteed on a senior secured basis by the Company and certain of the Company's subsidiaries that guarantee or is a borrower under the Company's ABL Facility (as defined below) or certain other debt and secured by (i) a first-priority lien on substantially all of the assets of the Company and each Guarantor (other than accounts receivable and certain other rights to payment, inventory, certain investment property, certain general intangibles and commercial tort claims, deposit accounts, securities accounts and other related assets, chattel paper, letter of credit rights, certain insurance proceeds, intercompany indebtedness and certain other assets related to the foregoing and proceeds and products of each of the foregoing (collectively, the "ABL Priority Collateral")) and (ii) a second-priority lien on the ABL Priority Collateral, which is junior to a first-priority lien for the benefit of the lenders and other creditors under the Company's asset-based revolving credit facility, dated as of May 8, 2023, in each case, subject to certain exceptions and permitted liens.

The Company used the net proceeds from the 2029 Notes to redeem all of the Company's 2026 Notes and to pay related fees and expenses in connection with the offering of the 2029 Notes and the redemption of the 2026 Notes, and the Company intends to use the remaining net proceeds for general corporate purposes.

The terms of the 2029 Notes are governed by the Indenture. The Indenture contains customary covenants for high yield bonds, including, but not limited to, limitations on investments, liens, indebtedness, asset sales, transactions with affiliates and restricted payments, including payment of dividends on capital stock.

## NOTES TO CONSOLIDATED FINANCIAL STATEMENTS (Continued)

Upon the occurrence of a “Change of Control Triggering Event”, as defined in the Indenture as the occurrence of Change of Control or Rating Decline, the Issuer is required to offer to repurchase the 2029 Notes at 101% of the aggregate principal amount thereof, plus accrued and unpaid interest, if any, to, but excluding, the repurchase date. The Issuer also has the right to redeem the 2029 Notes at 101% of the aggregate principal amount thereof, plus accrued and unpaid interest, if any, to, but excluding, the repurchase date, following the occurrence of a Change of Control Triggering Event, provided that the Issuer redeems at least 90% of the 2029 Notes outstanding prior to such Change of Control Triggering Event. Upon the occurrence of certain changes in tax law (as described in the Indenture), the Issuer may redeem all of the 2029 Notes at a redemption price equal to 100% of the principal amount of the 2029 Notes to be redeemed plus accrued and unpaid interest, if any, to, but excluding, the redemption date.

The Issuer may redeem any of the 2029 Notes beginning on October 1, 2026. The initial redemption price of the 2029 Notes is 104.625% of their principal amount, plus accrued and unpaid interest, if any, to, but excluding the redemption date. The redemption price will decline each year after October 1, 2026, and will be 100% of the principal amount of the 2029 Notes, plus accrued and unpaid interest, beginning on October 1, 2028. The Issuer may also redeem up to 40% of the aggregate principal amount the 2029 Notes on one or more occasions prior to October 1, 2026 at a price equal to 109.250% of the principal amount thereof plus a “make-whole” premium, plus accrued and unpaid interest, if any, to, but excluding, the redemption date.

At any time and from time to time on or prior to October 1, 2026, the Issuer may redeem in the aggregate up to 40% of the original aggregate principal amount of the 2029 Notes (calculated after giving effect to any issuance of additional 2029 Notes) with the net cash proceeds of certain equity offerings, at a redemption price of 109.250%, plus accrued and unpaid interest, if any, to, but excluding, the redemption date, so long as at least 60% of the aggregate principal amount of the 2029 Notes (calculated after giving effect to any issuance of additional 2029 Notes) issued under the Indenture remains outstanding after each such redemption and each such redemption occurs within 120 days after the date of the closing of such equity offering.

The Indenture contains customary events of default, including failure to make required payments, failure to comply with certain agreements or covenants, failure to pay or acceleration of certain other indebtedness, certain events of bankruptcy and insolvency, and failure to pay certain judgments. An event of default under the Indenture will allow either the Trustee or the holders of at least 25% in aggregate principal amount of the then-outstanding 2029 Notes to accelerate, or in certain cases, will automatically cause the acceleration of, the amounts due under the 2029 Notes.

As of December 31, 2024, the Company was in compliance with all applicable covenants under the 2029 Notes Indenture.

The carrying value of debt issuance costs, recorded as a direct deduction from the face amount of the 2029 Notes, were \$11.1 million as at December 31, 2024.

### *Asset Based Revolving Credit Facility*

On May 8, 2023, the Company, Coronado Coal Corporation, a Delaware corporation and wholly owned subsidiary of the Company, Coronado Finance Pty Ltd, an Australian proprietary company and a wholly owned subsidiary of the Company, or an Australian Borrower, Coronado Curragh Pty Ltd, an Australian proprietary company and wholly owned subsidiary of the Company, or an Australian Borrower and, together with the other Australian Borrower, the Borrowers, and the other guarantors party thereto, collectively with the Company, the Guarantors and, together with the Borrowers, the Loan Parties, entered into a senior secured asset-based revolving credit agreement in an initial aggregate amount of \$150.0 million, or the ABL Facility, with Global Loan Agency Services Australia Pty Ltd, as the Administrative Agent, Global Loan Agency Services Australia Nominees Pty Ltd, as the Collateral Agent, the Hongkong and Shanghai Banking Corporation Limited, Sydney Branch, as the Lender, and DBS Bank Limited, Australia Branch, as the Lender and, together with the other Lender, the Lenders. The ABL Facility became effective on August 3, 2024, when conditions precedent were satisfied.

The ABL Facility matures in August 2026 and provides for up to \$150.0 million in borrowings, including a \$100.0 million sublimit for the issuance of letters of credit and \$70.0 million sublimit as a revolving credit facility. Availability under the ABL Facility is limited to an eligible borrowing base, determined by applying customary advance rates to eligible accounts receivable and inventory.

Borrowings under the ABL Facility bear interest at a rate per annum equal to an applicable rate of 2.80% plus Bank Bill Swap Bid Rate for loans denominated in A\$, or the Secured Overnight Finance Rate, or SOFR, for loans denominated in US\$, at the Borrower’s election.

## NOTES TO CONSOLIDATED FINANCIAL STATEMENTS (Continued)

The ABL Facility contains customary representations and warranties and affirmative and negative covenants including, among others, a covenant regarding the maintenance of leverage ratio to be less than 3.00 times, a covenant regarding maintenance of interest coverage ratio to be more than 3.00 times, covenants relating to the payment of dividends, or purchase or redemption of, with respect to any Equity Interests of Holdings or any of its Subsidiaries, covenants relating to financial reporting, covenants relating to the incurrence of liens or encumbrances, covenants relating to the incurrence or prepayment of certain debt, compliance with laws, use of proceeds, maintenance of properties, maintenance of insurance, payment obligations, financial accommodation, mergers and sales of all or substantially all of the Borrowers and Guarantors', collectively the Loan Parties, assets and limitations on changes in the nature of the Loan Parties' business.

As of December 31, 2024, the letter of credit sublimit had been partially used to issue \$21.4 million of bank guarantees on behalf of the Company and no amounts were drawn under the revolving credit sublimit of ABL Facility.

On December 30, 2024, the Company completed an agreement, or the Waiver Agreement, with the Administrative Agent under the ABL Facility to temporarily waive compliance with the ABL Facility's interest coverage ratio covenant between December 31, 2024 to March 30, 2025, or the waiver period. Pursuant the Waiver Agreement, the Company will be required to maintain an aggregate cash balance of at least \$100.0 million in one or more accounts with the Lenders, or the Cash Balance Covenant, until such time that the Company submit a covenant compliance certificate to the Lenders pursuant to the ABL Facility which demonstrates the Company is in compliance with the interest coverage ratio covenant. The Cash Balance Covenant applies from the time the Company submits the covenant compliance certificate for December 31, 2024, which is anticipated to be on or after February 19, 2025.

At the end of the waiver period, unless further waivers are obtained, any breach of covenants would constitute an event of default under the terms of the ABL Facility and the Lenders shall declare all amounts owing under the ABL Facility immediately due and payable, terminate such Lenders' commitments under the ABL Facility, require the Borrowers to cash collateralize any letter of credit obligations and/or exercise any and all remedies and other rights under the ABL Facility.

As of December 31, 2024, except for the interest coverage ratio covenant, the Company was in compliance with all other applicable covenants.

Under the terms of the ABL Facility, a Review Event (as defined in the ABL Facility) is triggered if, among other matters, a "change of control" (as defined in the ABL Facility) occurs.

Following the occurrence of a Review Event, the Borrowers must promptly meet and consult in good faith with the Administrative Agent and the Lenders to agree a strategy to address the relevant Review Event including but not limited to a restructure of the terms of the ABL Facility to the satisfaction of the Lenders. If at the end of a period of 20 business days after the occurrence of the Review Event, the Lenders are not satisfied with the result of their discussion or meeting with the Borrowers or do not wish to continue to provide their commitments, the Lenders may declare all amounts owing under the ABL Facility immediately due and payable, terminate such Lenders' commitments under the ABL Facility, require the Borrowers to cash collateralize any letter of credit obligations and/or exercise any and all remedies and other rights under the ABL Facility.

The carrying value of debt issuance costs, recorded as "Other non-current assets" in the Consolidated Balance Sheet was \$1.5 million and \$2.7 million as of December 31, 2024 and December 31, 2023, respectively.

### *Loan – Curragh Housing Transaction*

On May 16, 2024, the Company completed an agreement for accommodation services and the sale and leaseback of housing and accommodation assets with a regional infrastructure and accommodation service provider, or collectively, the Curragh Housing Transaction. Refer to Note 15 "Other Financial Liabilities" for further information.

In connection with the Curragh Housing Transaction, the Company borrowed \$26.9 million (A\$40.4 million) from the same regional infrastructure and accommodation service provider. This amount was recorded as "Interest Bearing Liabilities" in the Consolidated Balance Sheet. The amount borrowed is payable in equal monthly installments over a period of ten years, with an effective interest rate of 14.14%. The Curragh Housing Transaction loan is not subject to any financial covenants.

The carrying value of the loan, net of issuance costs of \$1.1 million, was \$23.4 million as of December 31, 2024, \$1.5 million of which is classified as a current liability.

## NOTES TO CONSOLIDATED FINANCIAL STATEMENTS (Continued)

### 15. Other Financial Liabilities

The following is a summary of other financial liabilities:

(US\$ thousands)	December 31, 2024	December 31, 2023
Collateralized financial liabilities payable to third-party financing companies	\$ 4,898	\$ 8,302
Collateralized financial liabilities - Curragh Housing Transaction	20,959	—
Debt issuance costs	(988)	(170)
Total Other financial liabilities	24,869	8,132
Less: current portion	5,988	2,825
Other non-current financial liabilities	\$ 18,881	\$ 5,307

#### *Collateralized financial liabilities – Curragh Housing Transaction*

The Curragh Housing Transaction did not satisfy the sale criteria under Accounting Standards Codification, or ASC, 606 – *Revenues from Contracts with Customers* and was deemed a financing arrangement. As a result, proceeds of \$23.0 million (A\$34.6 million) received for the sale and leaseback of property, plant and equipment owned by the Company in connection with the Curragh Housing Transaction were recognized as “Other Financial Liabilities” on the Company’s Consolidated Balance Sheet. The term of the financing arrangement is ten years with an effective interest rate of 14.14%. This liability will be settled in equal monthly payments as part of the accommodation services arrangement.

In line with the Company’s capital management strategy, the Curragh Housing Transaction provides additional liquidity. In addition, the accommodation services component of the Curragh Housing Transaction is anticipated to enhance the level of accommodation services for our employees at our Curragh Mine.

In connection with the Curragh Housing Transaction, the Company granted the counterparty mortgages over certain leasehold and freehold land. The counterparty’s rights are subject to a priority deed in favor of the Company’s senior secured parties including, but not limited to, holders of the Notes, lenders under the ABL Facility and Stanwell.

The carrying value of this financial liability, net of issuance costs of \$0.9 million, was \$20.0 million as at December 31, 2024, \$1.2 million of which is classified as a current liability.

#### *Collateralized financial liabilities payable to third-party financing companies*

On January 6, 2021, the Company entered into an agreement with a third-party financier to sell and leaseback items of property, plant and equipment owned by Coronado Curragh Pty Ltd, a wholly-owned subsidiary of the Company. The transaction did not satisfy the sale criteria under ASC 606 – *Revenues from Contracts with Customers*. As a result, the transaction was deemed a financing arrangement and the Company has continued to recognize the underlying property, plant and equipment on the Consolidated Balance Sheet. The proceeds received from the transaction of \$23.5 million (A\$30.2 million) were recognized as “Other financial liabilities” on the Consolidated Balance Sheet. The remaining term of the financing arrangement is one year with an implied interest rate of 8.1% per annum.

### 16. Contract Obligations

In connection with the acquisition of the Logan assets, the Company assumed certain non-market contracts related to various coal leases. The non-market coal leases require royalty payments based on a percentage of the realization from the sale of the respective coal under lease. On acquisition, the Company recorded \$27.3 million related to the non-market portion of the coal leases and is amortizing it ratably over the respective estimated coal reserves as they are mined and sold.

In connection with the acquisition of Curragh, the Company assumed the Stanwell below market CSA with a fixed pricing component that was below the market price at the date of acquisition. As a result, on acquisition, the Company recorded a liability of \$307.0 million (A\$400.0 million) related to the unfavorable pricing of the Stanwell below market CSA and is amortizing it ratably based on the tons sold through the contract. The amortization of this liability for the years ended December 31, 2024, 2023 and 2022 were \$31.1 million, \$32.8 million and \$36.2 million, respectively, and recorded as “Other revenues” in the Consolidated Statements of Operations and Comprehensive Income.

**NOTES TO CONSOLIDATED FINANCIAL STATEMENTS (Continued)**

The following is a summary of the contract obligations as of December 31, 2024:

<u>(US\$ thousands)</u>	<u>Short-term</u>	<u>Long-term</u>	<u>Total</u>
Coal leases contract liability	\$ 843	\$ 19,156	\$ 19,999
Stanwell below market coal supply agreement	36,247	8,616	44,863
	<u>\$ 37,090</u>	<u>\$ 27,772</u>	<u>\$ 64,862</u>

The following is a summary of the contract obligations as of December 31, 2023:

<u>(US\$ thousands)</u>	<u>Short-term</u>	<u>Long-term</u>	<u>Total</u>
Coal leases contract liability	\$ 843	\$ 19,476	\$ 20,319
Stanwell below market coal supply agreement	39,879	41,716	81,595
	<u>\$ 40,722</u>	<u>\$ 61,192</u>	<u>\$ 101,914</u>

**17. Deferred Consideration Liability**

On August 14, 2018, the Company completed the purchase of the Stanwell Reserved Area, or the SRA, adjacent to the current Curragh mining tenements. This area was acquired on a deferred consideration basis and on acquisition the Company recognized a "Mineral rights and reserves" asset and a corresponding deferred consideration liability of \$155.2 million (A\$210.0 million), calculated using the contractual pre-tax discount rate of 13% representing fair value of the arrangement at the date of acquisition. The deferred consideration liability reflects passage of time changes by way of an annual accretion at the contractual pre-tax discount rate of 13% and will be settled as a discount to the price of thermal coal supplied to Stanwell over the term of a New Coal Supply Agreement which is expected to commence in 2027. The accretion of deferred consideration liability is recognized within "Interest expense, net" in the Consolidated Statements of Operations and Comprehensive Income. The Right-to-mine-asset are amortized over the coal reserves mined from the SRA.

<u>(US\$ thousands)</u>	<u>December 31,</u>	
	<u>2024</u>	<u>2023</u>
Stanwell Reserved Area deferred consideration	\$ 285,050	\$ 277,442
	<u>\$ 285,050</u>	<u>\$ 277,442</u>

**18. Workers' Compensation and Pneumoconiosis ("Black Lung") Obligations**

In the United States, coal mine operations may lead to traumatic workers compensation claims, as well as workers' compensation occupational disease claims for black lung disease. Injured workers generally file claims for traumatic injury under the governing state workers compensation legislation. Workers may file claims due to black lung under the governing state workers compensation legislation or under a series of federal laws that include the Federal Coal Mine Health and Safety Act of 1969, as amended, the Black Lung Benefits Act of 1973, and the Black Lung Benefits Reform Act of 1977. The Company provides for both traumatic workers compensation claims and occupational disease claims through an insurance policy.

The Company obtained workers compensation insurance for work related injuries, including black lung, through a third-party commercial insurance company. The insurance policy covers claims that exceed \$0.5 million per occurrence for all years, or aggregate claims in excess of \$29.1 million and \$22.7 million for policy years ending May 2024 and May 2023, respectively. Per the contractual agreements, the Company was required to provide a collateral security of \$66.8 million for policy years 2017 through 2025, ending May 31, 2025, which is accomplished through providing a combination of letters of credit and cash collateral in an escrow account. As of December 31, 2024, the Company has provided \$16.8 million of letters of credit, \$29.7 million of cash collateral and surety bonds of \$20.3 million totaling \$66.8 million.

For the years ended December 31, 2024, 2023 and 2022, the audited Consolidated Statements of Operations and Comprehensive Income included Company incurred claims, premium expenses and administrative fees related to worker's compensation benefits of \$8.9 million, \$16.3 million and \$12.2 million, respectively. As of December 31, 2024 and 2023, the estimated workers' compensation liability was \$39.1 million and \$37.6 million, respectively, representing claims incurred but not paid based on the estimate of the outstanding claims under the coverage limits and the actuarially determined retained liability under the aggregate claim amount. As of December 31, 2024 and 2023, \$34.4 million and \$32.6 million, respectively, are recorded within "Other non-current liabilities" in the Consolidated Balance Sheets. The current portion of the Company's estimated workers' compensation liabilities are recorded within "Accrued expenses and other current liabilities" in the Consolidated Balance Sheets.

## NOTES TO CONSOLIDATED FINANCIAL STATEMENTS (Continued)

### 19. Employee Benefit Plans

The Company has a 401(k)-defined contribution plan in which all U.S. full time employees are eligible to participate upon their date of hire. Employees generally may contribute up to 100% of their qualifying compensation subject to statutory limitations. The Company matches up to 100% up to the first 4% of the participant's annual compensation for all employees except for those employed at Buchanan. For employees at Buchanan, the Company matches up to 100% of the first 6% of the participant's annual compensation. The Company's contributions immediately vest. Total Company contributions for the years ended December 31, 2024, 2023 and 2022 amounted to \$5.9 million, \$5.5 million and \$3.9 million, respectively.

In the United States, the Company is self-insured for employee health care claims up to the lesser of \$0.2 million per covered person or an aggregate amount depending on the various coverages provided to employees throughout the plan year for all employees. The Company has purchased coverage from a commercial insurance carrier to provide for any claims in excess of these amounts. At December 31, 2024 and 2023, the Company had provided accruals of \$2.7 million and \$2.3 million, respectively, for claims incurred but not paid based on management's estimate of the Company's self-insured liability. For the years ended December 31, 2024, 2023 and 2022, the Company incurred claims, premium expenses and administrative fees related to this plan totaling \$40.2 million, \$35.0 million and \$29.8 million, respectively.

### 20. Stock-Based Compensation

Total stock-based compensation expense was \$2.1 million, \$2.9 million and \$2.7 million for the years ended December 31, 2024, 2023 and 2022, respectively, and was included as a component of selling, general, and administrative expenses in the Company's Consolidated Statements of Operations and Comprehensive Income. The stock-based compensation expense includes compensation expense recognized in full at the grant date for employees that meet certain retirement eligibility criteria per the 2018 Plan (as defined below).

As of December 31, 2024, the Company had \$4.3 million of total unrecognized compensation cost related to nonvested stock-based compensation awards granted under the plans. This cost is expected to be recognized over 2.25 years, with a weighted-average period of 1.32 years, as stock-based compensation expense. This expected cost does not include the impact of any future stock-based compensation awards.

#### a) 2018 Equity Incentive Plan

In connection with the completion of the Company's initial public offering of common stock, the Company implemented the Coronado Global Resources Inc. 2018 Equity Incentive Plan, or the 2018 Plan, which is designed to align compensation for certain key executives with the performance of the Company. Since its approval, there have been no updates to the 2018 Plan or issuance of a new plan.

The 2018 Plan provides for the grant of awards including stock options, or Options; stock appreciation rights; restricted stock units, or RSUs; and restricted stock, valued in whole or in part with reference to shares of the Company's CDIs or common stock, as well as performance-based awards, including performance stock units, or PSUs, denominated in CDIs or shares of common stock. Each award is entitled to receive one CDI with ten CDIs representing one share of common stock.

The Company measures the cost of all stock-based compensation, including stock options, at fair value on the grant date and recognizes such costs within "Selling, general and administrative expense" in the Consolidated Statements of Operations and Comprehensive Income. The Company recognizes compensation expense related to Options, PSUs and RSUs that cliff vest using the straight-line method during the requisite service period. For stock-based awards where vesting is dependent upon achieving certain operating performance goals, the Company estimates the likelihood of achieving the performance goals during the performance period. The Company accounts for forfeitures as and when they occur.

All awards require the grantee to be employed by the Company at the vesting date except for grantees who meet certain retirement criteria under the 2018 Plan.

The following awards were outstanding under the 2018 as of December 31, 2024:

## NOTES TO CONSOLIDATED FINANCIAL STATEMENTS (Continued)

Grant year	Vesting date	Performance period	PSUs	RSUs
2024	31/03/2027	01/01/2024 - 31/12/2026	4,813,547	—
2024	01/08/2025	not applicable	—	584,541
2023	31/03/2026	01/01/2023 - 31/12/2025	4,259,508	—
2022	31/03/2026	01/01/2022 - 31/12/2024	5,977,814	—
2021	31/03/2025	01/01/2021 - 31/12/2023	2,736,265	—

The Options and PSUs granted that will vest are subject to the achievement of goals over the performance period. These goals are relative total shareholder return, or TSR, and scorecard performance metrics, or the Scorecard. TSR is determined based on the Company's percentile ranking of TSR over the performance period relative to a predefined peer group of similar companies.

Performance metrics applicable to the Options and PSUs granted as summarized below:

Grant year	Relative TSR		Scorecard	
	TSR	Safety	TSR	Cashflow
2024 and 2023	33.3%	33.3%	-	33.3%
2022 and 2021	33.3%	22.2%	22.2%	22.2%

Awards subject to TSR vest based on service and market conditions. The fair value of relative TSR was estimated on the grant date using a Monte Carlo simulation model.

Awards subject to Scorecard vest based on service and performance conditions. The fair value of the Scorecard was estimated on the grant date fair value of the Company's common stock adjusted for dividends foregone during the performance period.

### Stock Option Awards

The Company's 2018 stock option awards were granted on the date of the IPO with an exercise price of \$2.84 per CDI (A\$4.00 per CDI) which was equal to the Company's IPO Price.

The Company's Stock Option activity is summarized below:

Stock Option Plan Activity	2024	2023	2022
Opening at the beginning of the year	—	181,687	1,015,006
Forfeited	—	—	(833,319)
Vested	—	(181,687)	—
Outstanding at the end of the year	—	—	181,687
Exercisable at the end of the year	181,687	181,687	—

	2024	2023	2022
Weighted-average remaining contractual term (in years)	—	—	0.25

The weighted average grant date fair value of all Option Awards granted was \$0.27. The exercise price of the option awards granted under 2018 plan is \$2.21 (A\$3.56). 181,687 stock option awards remains exercisable until they expire on October 23, 2028.

## NOTES TO CONSOLIDATED FINANCIAL STATEMENTS (Continued)

### Performance Stock Unit Awards

Activity of the Company's PSUs that are ultimately payable in the Company's CDIs or the equivalent number of shares of common stock granted under the 2018 Plan is summarized below:

Performance Stock Units Plan Activity	2024	2023	2022
Nonvested at the beginning of the year	17,992,453	14,858,921	8,501,869
Granted	5,498,291	4,872,122	7,471,100
Forfeited	(4,314,219)	(1,451,677)	(1,114,048)
Vested and settled	(1,389,391)	(286,913)	—
Nonvested and outstanding at the end of the year	17,787,134	17,992,453	14,858,921

	2024	2023	2022
Weighted-average grant date fair value (per CDI)	\$ 0.63	\$ 0.58	\$ 0.53
Weighted-average remaining term (in years)	1.36	1.82	2.54

The weighted average grant date fair value of all PSU Awards granted in 2024 was \$0.67 (A\$1.02).

The assumptions used to determine the PSUs fair value on each grant date were as follow:

	2024 Grant	2023 Grant	2022 Grant	2021 Grant
Time to maturity (in years) (i)	2.58	2.98	3.99	3.85
Dividend yield (ii)	1.2%	7.8%	16.3%	3.0%
Expected volatility (iii)	50.0%	60.0%	60.0%	60.0%
Risk-free interest rate (iv)	3.54%	2.98%	2.66%	0.35%

(i) *Time to maturity represents the period that the Company's stock-based awards will vest. All awards cliff vest at the end of the requisite service period.*

(ii) *Dividend yield is the expected average yield of dividends expected over the vesting period.*

(iii) *The volatility was estimated using comparable public company's volatility and the Company's own volatility for similar terms.*

(iv) *Risk-free interest rate is based on an interpolated Australian Government Bond Rate at the time of the grant for periods corresponding with the expected term of the PSUs.*

The above inputs were consistent to determine the fair value of the market and performance conditions of the PSUs awards.

### Restricted Stock Units

RSUs issued to certain employees are only subject to service conditions and vest at various intervals during the service period. The fair value of the award was determined using the market price of the Company's Common Stock at the date of grant and compensation expense is recorded over the requisite service period.

Activity of the Company's RSUs that are ultimately payable in the Company's CDIs or the equivalent number of shares of common stock granted under the 2018 Plan is summarized below:

Restricted Stock Units Plan Activity	2024	2023	2022
Nonvested at the beginning of the year	734,893	1,144,034	—
Granted	584,541	144,506	1,144,034
Forfeited	(18,525)	(46,593)	—
Vested and settled	(716,368)	(507,054)	—
Nonvested and outstanding at end of the year	584,541	734,893	1,144,034

	2024	2023	2022
Weighted-average grant date fair value (per CDI)	\$ 0.87	\$ 1.26	\$ 1.22
Weighted-average remaining term (in years)	0.58	0.23	0.7

## NOTES TO CONSOLIDATED FINANCIAL STATEMENTS (Continued)

### 21. Income Taxes

(Loss) income from continuing operations before income taxes for the years presented below consisted of the following:

(US\$ thousands)	December 31,		
	2024	2023	2022
U.S.	\$ 7,843	\$ 334,373	\$ 609,617
Non-U.S.	(157,033)	(210,559)	393,660
Total	<u>\$ (149,190)</u>	<u>\$ 123,814</u>	<u>\$ 1,003,277</u>

Total income tax (benefit) expense for the periods presented below consisted of the following:

(US\$ thousands)	December 31,		
	2024	2023	2022
Current:			
U.S. federal	\$ (867)	\$ (6,303)	\$ 90,933
Non-U.S.	720	(2,715)	75,270
State	(636)	(1,895)	25,347
Total current	(783)	(10,913)	191,550
Deferred:			
U.S. federal	(61,977)	28,943	406
Non-U.S.	23,706	(45,976)	35,425
State	(1,255)	(4,305)	4,193
Total deferred	(39,526)	(21,338)	40,024
Total income tax (benefit) expense	<u>\$ (40,309)</u>	<u>\$ (32,251)</u>	<u>\$ 231,574</u>

The following is a reconciliation of the expected statutory federal income tax (benefit) expense to the Company's income tax (benefit) expense for the periods presented below:

(US\$ thousands)	December 31,		
	2024	2023	2022
Current:			
Expected income tax expense at U.S. federal statutory rate	\$ (31,330)	\$ 26,001	\$ 210,690
Percentage depletion	(3,407)	(17,871)	(41,047)
FDII deduction	—	(7,796)	—
Permanent differences	(1,130)	2,176	(2,262)
Prior period tax return adjustments and amendments	(1,347)	(46,060)	596
Uncertain tax positions	(1,007)	21,243	—
U.S. and residual tax on foreign earnings	(32,007)	(11,146)	11,950
Australian branch impact on US taxes	29,924	(3,406)	30,099
State income taxes, net of federal benefit	(5)	4,608	21,548
Total income tax (benefit) expense	<u>\$ (40,309)</u>	<u>\$ (32,251)</u>	<u>\$ 231,574</u>
Effective tax rate	27.0%	(26.0%)	23.1%

The 2023 prior period tax return adjustment and amendments relates predominantly to a Foreign Derived Intangible Income ("FDII") deduction in the U.S. which the Company has chosen to deduct after undertaking a study to confirm the Company's eligibility.

Deferred income taxes reflect the net tax effects of temporary differences between the carrying amounts of assets and liabilities for financial reporting purposes and the amount used for income tax purposes using the enacted tax rates and laws currently in effect. Significant components of the Company's deferred income tax assets and liabilities as of December 31, 2024 and 2023 were as follows:

## NOTES TO CONSOLIDATED FINANCIAL STATEMENTS (Continued)

(US\$ thousands)	December 31,	
	2024	2023
Deferred income tax assets:		
Accruals and provisions	\$ 40,594	\$ 44,373
Contract obligations	90,849	108,672
Lease obligations	43,633	35,312
Asset retirement obligation	59,981	55,322
Goodwill	6,047	6,653
Tax losses	115,695	59,964
Interest limitation carried forward	26,943	1,766
Other	31,228	19,574
Gross deferred income tax assets	414,970	331,636
Valuation allowance <sup>(1)</sup>	(114,088)	(33,894)
Total deferred income tax assets, net of valuation allowance	300,882	297,742
Deferred income tax liabilities:		
Property, plant, equipment and mine development, principally due to differences in depreciation, depletion and asset impairments	(277,424)	(297,915)
Warehouse stock	(12,209)	(12,824)
Right of use asset	(41,947)	(34,021)
U.S. liability on foreign deferred taxes	—	(19,075)
Other	(6,039)	(6,822)
Total deferred income tax liabilities	(337,619)	(370,657)
Net deferred income tax liability	\$ (36,737)	\$ (72,915)

<sup>(1)</sup> As of December 31, 2024, the Company recorded a valuation allowance of \$114.1 million (2023: \$33.9 million) against deferred tax assets consisting predominantly of tax losses, land and goodwill. A valuation allowance must be established for deferred tax assets if it is “more-likely-than-not” that they will not be realized. The increase in the valuation allowance of \$80.1 million for the year was predominantly driven by a valuation allowance of \$79.5 million recognized during the year against tax losses of the Australian tax consolidated group. Under Australian tax law, tax losses may be carried forward indefinitely and utilized subject to meeting the tax loss recoupment rules, which broadly look at whether the Company has maintained the same majority ownership and control, and failing that, whether the Company has maintained a similar business.

At December 31, 2024, the Australian tax consolidated group has tax losses of \$80.4 million carried forward (2023: \$48.7 million) (tax effected). A company, which is not part of the Australian tax consolidated group had tax losses carried forward of \$10.6 million at December 31, 2024 (2023: \$10.9 million) (tax effected) for which an equal valuation has been recognized.

In August 2022, the U.S. House of Representatives approved a \$740 billion budget reconciliation package that includes a new minimum tax on certain large corporations, an excise tax on stock buybacks, a significant increase in funding for the Internal Revenue Service, incentives to promote climate change mitigation and clean energy, and provisions to promote health care affordability. The Inflation Reduction Act includes a book-minimum tax (AMT) similar to that originally proposed in the House-approved Build Back Better legislation that would impose a 15% minimum tax on “adjusted financial statement income” of applicable corporations over the “corporate AMT foreign tax credit for the taxable year.” Under the bill, an applicable corporation’s minimum tax would be equal to the amount by which the tentative minimum tax exceeds the sum of the corporation’s regular tax for the year and the corporation’s base erosion and anti-abuse tax liability under section 59A. This provision was effective for taxable years beginning after December 31, 2022 and did not have any impact to the Company.

**BEPS Pillar Two: Australian legislation enacted for global and minimum domestic taxes**

In December 2024, the Australian Government enacted legislation that implemented key aspects of Pillar Two of the OECD/G20 Two-Pillar Solution which includes a 15% global minimum tax for large multinational enterprises. This legislation did not have any impact on the Company in the current year and will be monitored going forward.

## NOTES TO CONSOLIDATED FINANCIAL STATEMENTS (Continued)

### Unrecognized Tax Benefits

The Company provides for uncertain tax positions, and the related interest and penalties, based upon management's assessment of whether a tax benefit is more likely than not to be sustained upon examination by tax authorities.

To the extent that the anticipated tax outcome of these uncertain tax positions changes, such changes in estimate will impact the income tax provision in the period in which such determination is made. The Company recognizes accrued interest and penalties related to uncertain tax positions as a component of income tax expense.

The effect of the total amount of unrecognized tax benefits, if recognized, would reduce our future effective tax rate.

(US\$ Thousands)	December 31,	
	2024	2023
At beginning of the year	\$ 20,784	\$ —
Additions based on tax positions related to current year	122	6,388
Additions for tax positions of prior years	2,342	14,396
Reductions for tax positions of prior year (including impacts due to lapse in statute)	(4,351)	—
At end of the year	18,897	20,784

The return to provision adjustments for 2023 reflect a reduction due to results from the study conducted by specialists and the fact that the benefit was limited to taxable income. The Company recorded interest of \$0.5 million on uncertain tax positions for 2024. There were no amounts related to interest and penalties on uncertain tax positions for 2023.

The Company is subject to taxation in the United States and Australia. As of December 31, 2024, tax years 2018 to 2023 are open to review from taxation authorities in the United States. In Australia, tax years 2020 to 2023 are open to review and the Australian Taxation Office is presently conducting a review of these years.

## 22. Fair Value Measurement

### Fair Value of Financial Instruments

The fair value of a financial instrument is the amount that will be received to sell an asset or paid to transfer a liability in an orderly transaction between market participants at the measurement date. The fair values of financial instruments involve uncertainty and cannot be determined with precision.

The Company utilizes valuation techniques that maximize the use of observable inputs and minimize the use of unobservable inputs to the extent possible. The Company determines fair value based on assumptions that market participants would use in pricing an asset or liability in the market. When considering market participant assumptions in fair value measurements, the following fair value hierarchy distinguishes between observable and unobservable inputs, which are categorized in one of the following levels:

Level 1 Inputs: Unadjusted quoted prices in active markets for identical assets or liabilities accessible to the reporting entity at the measurement date.

Level 2 Inputs: Other than quoted prices that are observable for the asset or liability, either directly or indirectly, for substantially the full term of the asset or liability.

Level 3 Inputs: Unobservable inputs for the asset or liability used to measure fair value to the extent that observable inputs are not available, thereby allowing for situations in which there is little, if any, market activity for the asset or liability at measurement date.

### Financial Instruments Measured on a Recurring Basis

As of December 31, 2024 and 2023, there were no financial instruments required to be measured at fair value on a recurring basis.

## NOTES TO CONSOLIDATED FINANCIAL STATEMENTS (Continued)

### Other Financial Instruments

The following methods and assumptions are used to estimate the fair value of other financial instruments as of December 31, 2024 and 2023:

- Cash and cash equivalents, accounts receivable, short-term deposits, accounts payable, accrued expenses, lease liabilities and other current financial liabilities: The carrying amounts reported in the Consolidated Balance Sheets approximate fair value due to the short maturity of these instruments.
- Restricted deposits, lease liabilities, interest bearing liabilities and other financial liabilities: The fair values approximate the carrying amounts reported in the Consolidated Balance Sheets.
- Interest bearing liabilities: The Company's outstanding interest-bearing liabilities are carried at amortized cost. As of December 31, 2024, there were no amounts drawn under the revolving credit sublimit of the ABL Facility. The estimated fair value of the Notes as of December 31, 2024 is \$405.2 million based upon quoted market prices in a market that is not considered active (Level 2). The estimated fair value of the Curragh Housing loan is \$27.9 million based upon unobservable inputs (Level 3).

### 23. Accumulated Other Comprehensive Losses

The Company's Accumulated Other Comprehensive Losses consists of foreign currency translation adjustment from subsidiaries not using the U.S. dollar as their functional currency.

(US\$ thousands)	Foreign currency translation adjustments
Balance at December 31, 2022	\$ (91,423)
<i>Net current-period other comprehensive income (loss):</i>	
Loss in other comprehensive income before reclassifications	(2,367)
Gain on long-term intra-entity foreign currency transactions	3,863
Total net current-period other comprehensive loss	<u>1,496</u>
Balance at December 31, 2023	<u>(89,927)</u>
<i>Net current-period other comprehensive income (loss):</i>	
Loss in other comprehensive income before reclassifications	(10,524)
Loss on long-term intra-entity foreign currency transactions	(37,109)
Total net current-period other comprehensive losses	<u>(47,633)</u>
Balance at December 31, 2024	<u>\$ (137,560)</u>

## NOTES TO CONSOLIDATED FINANCIAL STATEMENTS (Continued)

### 24. Commitments

#### (a) Mineral Leases

The Company leases mineral interests and surface rights from land owners under various terms and royalty rates. The future minimum royalties under these leases are as follows:

(US\$ thousands)	Amount
Year ending December 31,	
2025	\$ 4,304
2026	4,141
2027	4,105
2028	4,051
2029	4,040
Thereafter	20,460
Total	<u>\$ 41,101</u>

Mineral leases are not in scope of ASC 842 and continue to be accounted for under the guidance in ASC 932, Extractive Activities – Mining.

#### (b) Other commitments

As of December 31, 2024, purchase commitments for capital expenditures were \$111.4 million, all of which is obligated within the next 12 months.

In Australia, the Company has generally secured the ability to transport coal through rail contracts and coal export terminal contracts that are primarily funded through take-or-pay arrangements with terms ranging up to 12 years. In the U.S., the Company typically negotiates its rail and coal terminal on an annual basis. As of December 31, 2024, these Australian and U.S. commitments under take-or-pay arrangements totaled \$665.2 million, of which \$90.9 million is obligated within the next year, \$184.4 million within 1-3 years, \$190.9 million 3-5 years and \$199.0 million thereafter.

### 25. Contingencies

#### *Surety bond, letters of credit and bank guarantees*

In the normal course of business, the Company is a party to certain guarantees and financial instruments with off-balance sheet risk, such as bank guarantees, letters of credit and performance or surety bonds. No liabilities related to these arrangements are reflected in the Company's Consolidated Balance Sheets. Management does not expect any material losses to result from these guarantees or off-balance sheet financial instruments.

For the U.S. Operations, in order to provide the required financial assurance for post mining reclamation, the Company generally uses surety bonds. The Company uses surety bonds and bank letters of credit to collateralize certain other obligations including contractual obligations under workers' compensation insurances. As of December 31, 2024, the Company had outstanding surety bonds of \$48.9 million and \$16.8 million letters of credit issued from our letter of credit sublimit under the ABL Facility.

For the Australian Operations, as at December 31, 2024, the Company had bank guarantees outstanding of \$23.9 million, including \$4.7 million issued from the ABL Facility, primarily in respect of certain rail and port take-or-pay arrangements of the Company.

As at December 31, 2024, the Company, in aggregate, had total outstanding bank guarantees provided of \$40.7 million to secure obligations and commitments, including \$21.4 million issued from the letter of credit sublimit available under the ABL Facility.

Future regulatory changes relating to the above obligations could result in increased obligations, additional costs or additional collateral requirements.

#### *Restricted deposits – cash collateral*

As required by certain agreements, the Company had total cash collateral in the form of deposits of \$68.5 million and \$68.7 million as of December 31, 2024 and 2023, respectively, to provide back-to-back support for bank

## NOTES TO CONSOLIDATED FINANCIAL STATEMENTS (Continued)

guarantees not issued under the ABL Facility, other performance obligations, various other operating agreements and contractual obligations under workers compensation insurance. These deposits are restricted and classified as “non-current” assets in the Consolidated Balance Sheets.

In accordance with the terms of the ABL Facility, the Company may be required to cash collateralize the ABL Facility to the extent of outstanding letters of credit after the expiration or termination date, including an event of default, of such letter of credit. As of December 31, 2024, no such letter of credit had expired or was terminated and as such no cash collateral was required.

### *Stamp duty on Curragh acquisition*

On September 27, 2022, the Company received from the Queensland Revenue Office, or QRO, an assessment of the stamp duty payable on its acquisition of the Curragh mine in March 2018. The QRO assessed the stamp duty on this acquisition at an amount of \$56.2 million (A\$82.2 million) plus unpaid tax interest. On November 23, 2022, the Company filed an objection to the assessment. The Company’s objection was based on legal and valuation advice obtained, which supported an estimated stamp duty payable of \$29.4 million (A\$43.0 million) on the Curragh acquisition.

On January 9, 2024, the Company’s objection to the assessed stamp duty was disallowed by the QRO.

As per the Taxation Administration Act (Queensland) 2001, the Company can only appeal or apply for a review of QRO’s decision if it has paid the total assessed stamp duty of \$56.2 million (A\$82.2 million) plus unpaid tax interest of \$14.5 million (A\$21.2 million). The Company had until March 11, 2024, to file an appeal.

On March 6, 2024, the Company made an additional payment, and paid in full, the stamp duty assessed by the QRO.

The Company disputes the additional amount assessed of stamp duty and, on March 11, 2024, filed its appeal with the Supreme Court of Queensland. The outcome of the appeal remains uncertain and as such, no contingent asset has been recognized at December 31, 2024.

From time to time, the Company becomes a party to other legal proceedings in the ordinary course of business in Australia, the U.S. and other countries where the Company does business. Based on current information, the Company believes that such other pending or threatened proceedings are likely to be resolved without a material adverse effect on its financial condition, results of operations or cash flows. In management’s opinion, the Company is not currently involved in any legal proceedings, which individually or in the aggregate could have a material effect on the financial condition, results of operations and/or liquidity of the Company.

## **26. Related-Party Transactions**

### **Coronado Group LLC**

Under the Coronado Group LLC agreement (as amended, effective October 23, 2018), 2,900 management incentive units were designated and authorized for issuance to certain members of management to motivate and retain senior management. The plan is designed to allow key members of management to share in the profits of the Company after certain returns are achieved by the equity investors. The incentive units constitute “profit interests” for the benefit of senior management in consideration of services rendered and to be rendered.

Coronado Coal LLC and Coronado II LLC merged to form Coronado Group LLC in July 2015. Coronado IV LLC was merged into Coronado Group LLC, the Company’s controlling stockholder, on June 30, 2016. Under the updated formation agreement dated June 30, 2016, the 2,500 designated and authorized units under the initial formation of Coronado Group LLC were replaced by these new units. At December 31, 2024 and 2023, 2,900 management incentive units were outstanding.

The incentive units are comprised of three tiers, which entitle the holders to receive distributions from Coronado Group LLC subordinate to the distributions to be received by Members. As of December 31, 2024 and 2023, a portion of the authorized units have been allocated to various members of the Company’s management including Mr. Garold Spindler, our former CEO and current Executive Chair, who is also member of Coronado Group LLC.

### **Stockholder’s Agreement and Registration Rights and Sell-Down Agreement**

As of December 31, 2024, Coronado Group LLC has beneficial ownership in the aggregate of 50.4% of the Company’s Shares. On September 24, 2018, Coronado Group LLC and the Company entered into a

## NOTES TO CONSOLIDATED FINANCIAL STATEMENTS (Continued)

Stockholder's Agreement and a Registration Rights and Sell-Down Agreement which governs the relationship between Coronado Group LLC and the Company while the funds manage by The Energy & Minerals Group, or EMG Group, beneficially owns in the aggregate at least 50% of our outstanding shares of common stock (including shares of common stock underlying CDIs), including certain governance matters relating to the Company. Under this Agreement, Coronado Group LLC has the ability to require the Company to register its shares under the U.S. Securities Exchange Act of 1934 and to provide assistance to Coronado Group LLC in selling some or all of its shares (including in the form of CDIs).

The Stockholder's Agreement provides for the following:

- **Consent rights:** Coronado Group LLC (or its successors or permitted assigns) will have certain consent rights, whereby pre-agreed actions require approval by Coronado Group LLC prior to these actions being undertaken;
- **Provision of information to Coronado Group LLC:** There will be ongoing information sharing arrangements relating to the provision of financial and other information by the Company and its subsidiaries to Coronado Group LLC group entities and cooperation and assistance between the parties in connection with any financing (or refinancing) undertaken by the Company;
- **Pro rata issuances:** While Coronado Group LLC Group entities beneficially own in the aggregate at least 10% of the outstanding Shares, unless Coronado Group LLC (or its successors or permitted assigns) agrees otherwise, issuances of equity securities must have been offered to Coronado Group LLC in respect of its pro rata shares and any equity securities to be allocated by the Company under a share incentive plan will be sourced by purchasing them in the market rather than by issuing them; and
- **Board rights:** Certain rights regarding the board including the right, but not the obligation, to designate the Directors to be included in the membership of any board committee, except to the extent that such membership would violate applicable securities laws or stock exchange or stock market rules.

### Relationship Deed

On September 24, 2018, the Company and Coronado Group LLC entered into a Relationship Deed under which the Company provides a number of indemnities in favor of Coronado Group LLC, including in relation to certain ASX initial public offering, or Australian IPO, -related matters and also certain guarantees that have in the past been provided or arranged by Coronado Group LLC and its affiliates in support of Company obligations. Under the Relationship Deed, Coronado Group LLC also agrees to indemnify the Company in relation to certain Australian IPO-related matters and reimburse certain costs.

## 27. Subsequent Events

### *Ordinary dividends*

On February 19, 2025, the Company's Board of Directors declared a bi-annual fully franked fixed ordinary dividend of \$8.4 million, or 0.5 cents per CDI. The dividend will have a record date of March 12, 2025, Australia time, and be payable on April 4, 2025, Australia time. CDIs will be quoted "ex" dividend on March 11, 2025, Australia time. The total ordinary dividend will be funded from available cash.

## REPORT OF INDEPENDENT REGISTERED PUBLIC ACCOUNTING FIRM

To the Shareholders and the Board of Directors of Coronado Global Resources Inc.

### **Opinion on the Financial Statements**

We have audited the accompanying consolidated balance sheets of Coronado Global Resources Inc. (the Company) as of December 31, 2024 and 2023, the related consolidated statements of operations and comprehensive income, stockholders' equity and cash flows for each of the three years in the period ended December 31, 2024, and the related notes (collectively referred to as the "consolidated financial statements"). In our opinion, the consolidated financial statements present fairly, in all material respects, the financial position of the Company at December 31, 2024 and 2023, and the results of its operations and its cash flows for each of the three years in the period ended December 31, 2024, in conformity with U.S. generally accepted accounting principles.

We also have audited, in accordance with the standards of the Public Company Accounting Oversight Board (United States) (PCAOB), the Company's internal control over financial reporting as of December 31, 2024, based on criteria established in Internal Control-Integrated Framework issued by the Committee of Sponsoring Organizations of the Treadway Commission (2013 framework) and our report dated February 19, 2025 expressed an unqualified opinion thereon.

### **Basis for Opinion**

These financial statements are the responsibility of the Company's management. Our responsibility is to express an opinion on the Company's financial statements based on our audits. We are a public accounting firm registered with the PCAOB and are required to be independent with respect to the Company in accordance with the U.S. federal securities laws and the applicable rules and regulations of the Securities and Exchange Commission and the PCAOB.

We conducted our audits in accordance with the standards of the PCAOB. Those standards require that we plan and perform the audit to obtain reasonable assurance about whether the financial statements are free of material misstatement, whether due to error or fraud. Our audits included performing procedures to assess the risks of material misstatement of the financial statements, whether due to error or fraud, and performing procedures that respond to those risks. Such procedures included examining, on a test basis, evidence regarding the amounts and disclosures in the financial statements. Our audits also included evaluating the accounting principles used and significant estimates made by management, as well as evaluating the overall presentation of the financial statements. We believe that our audits provide a reasonable basis for our opinion.

### **Critical Audit Matter**

The critical audit matter communicated below is a matter arising from the current period audit of the financial statements that was communicated or required to be communicated to the audit committee and that: (1) relates to accounts or disclosures that are material to the financial statements and (2) involved our especially challenging, subjective, or complex judgments. The communication of the critical audit matter does not alter in any way our opinion on the consolidated financial statements, taken as a whole, and we are not, by communicating the critical audit matter below, providing a separate opinion on the critical audit matter or on the accounts or disclosures to which it relates.

**Accounting for income taxes**

**Description of the matter** As disclosed in Note 21 to the consolidated financial statements, the Company recognized total deferred tax assets of \$415.0 million at December 31, 2024, which includes deferred tax assets of \$115.7 million related to tax losses carried forward from prior periods. The Company recorded a valuation allowance of \$114.1 million against an equal amount of deferred tax assets at December 31, 2024.

Auditing management's analysis of the realizability of deferred tax assets and the treatment of tax losses in the overall income tax calculation, involved complex auditor judgment, in order to assess management's application of complex tax laws to the Company's tax structure and the resulting tax calculations.

**How addressed matter in our audit** we We obtained an understanding, evaluated the design and tested the operating effectiveness of controls over the Company's process to assess income and deferred taxes at year end, including the determination of whether valuation allowances were required.

Our audit procedures, which involved tax professionals with knowledge of relevant jurisdictional tax laws and regulations, included, among other procedures, obtaining an understanding of the Company's overall tax structure and evaluating management's application of the relevant tax laws, on a taxpayer-by-taxpayer basis and assessing the relevance, completeness and accuracy of the data utilized in the income tax calculations and testing the calculations themselves. Our procedures also included assessing the positive and negative evidence available to determine the realizability of the deferred tax assets, for example, by reference to expected amounts of future taxable income or the reversal of temporary differences.

/s/ Ernst & Young

We have served as the Company's auditor since 2020.

Brisbane, Australia  
February 19, 2025

For personal use only

**ITEM 9. CHANGES IN AND DISAGREEMENTS WITH ACCOUNTANTS ON ACCOUNTING AND FINANCIAL DISCLOSURE.**

None.

For personal use only

## ITEM 9A. CONTROLS AND PROCEDURES

### Disclosure Controls and Procedures

We are subject to the periodic reporting requirements of the Exchange Act. We have designed our disclosure controls and procedures to provide reasonable assurance that information we disclose in reports we file or submit under the Exchange Act is recorded, processed, summarized, and reported within the time periods specified in the rules and forms of the SEC. Disclosure controls and procedures are controls and procedures that are designed to ensure that information required to be disclosed in our reports filed under the Exchange Act is recorded, processed, summarized and reported, within the time periods specified in the SEC's rules and forms. Disclosure controls and procedures include, without limitation, controls and procedures designed to ensure that information required to be disclosed by our company in the reports that it files or submits under the Exchange Act is accumulated and communicated to our management, including its principal executive and principal financial officers, or persons performing similar functions, as appropriate to allow timely decisions regarding required disclosure.

The Company, under the supervision and with the participation of its management, including the Chief Executive Officer and the Interim Principal Financial Officer, evaluated the effectiveness of the design and operation of the Company's disclosure controls and procedures (as defined in Rules 13a-15(e) under the Exchange Act) as of the end of the period covered by this report, and concluded that such disclosure controls and procedures were effective to provide reasonable assurance that the desired control objectives were achieved.

### Changes to Internal Control over Financial Reporting

There have been no changes in our internal control over financial reporting or in other factors that occurred during our last fiscal quarter that have materially affected, or are reasonably likely to materially affect, our internal controls over financial reporting.

### Management's Report on Internal Control Over Financial Reporting

Our management is responsible for establishing and maintaining adequate internal control over financial reporting as defined in Rules 13a-15(f) under the Exchange Act. Internal control over financial reporting is a process designed to provide reasonable assurance regarding the reliability of financial reporting and the preparation of the Company's consolidated financial statements for external purposes in accordance with generally accepted accounting principles.

Internal control over financial reporting includes those policies and procedures that (i) pertain to the maintenance of records that, in reasonable detail, accurately and fairly reflect the transactions and dispositions of the assets of the Company; (ii) provide reasonable assurance that transactions are recorded as necessary to permit the preparation of the consolidated financial statements in accordance with generally accepted accounting principles, and that receipts and expenditures of the Company are being made only in accordance with appropriate authorizations of management and directors of the Company; and (iii) provide reasonable assurance regarding prevention or timely detection of unauthorized acquisition, use or disposition of the Company's assets that could have a material effect on the consolidated financial statements.

Because of its inherent limitations, internal control over financial reporting may not prevent or detect misstatements. Also, projections of any evaluation of effectiveness to future periods are subject to the risk that controls may become inadequate because of changes in conditions, or that the degree of compliance with the policies or procedures may deteriorate.

Management conducted an assessment of the Company's internal control over financial reporting as of December 31, 2024, using the framework specified in *Internal Control – Integrated Framework (2013)*, published by the Committee of Sponsoring Organizations of the Treadway Commission (COSO). Based on this assessment, management concluded that the Company's internal control over financial reporting was effective as of December 31, 2024.

Our Independent Registered Public Accounting Firm, Ernst & Young, has audited our internal control over financial reporting, as stated in their unqualified opinion report included herein.

## REPORT OF INDEPENDENT REGISTERED PUBLIC ACCOUNTING FIRM

To the Shareholders and the Board of Directors of Coronado Global Resources Inc.

### Opinion on Internal Control Over Financial Reporting

We have audited Coronado Global Resources Inc.'s internal control over financial reporting as of December 31, 2024, based on criteria established in Internal Control—Integrated Framework issued by the Committee of Sponsoring Organizations of the Treadway Commission (2013 framework) (the COSO criteria). In our opinion, Coronado Global Resources Inc. (the Company) maintained, in all material respects, effective internal control over financial reporting as of December 31, 2024, based on the COSO criteria.

We also have audited, in accordance with the standards of the Public Company Accounting Oversight Board (United States) (PCAOB), the consolidated balance sheets of the Company as of December 31, 2024 and 2023, the related consolidated statements of operations and comprehensive income, stockholders' equity and cash flows for each of the three years in the period ended December 31, 2024, and the related notes and our report dated February 19, 2025 expressed an unqualified opinion thereon.

### Basis for Opinion

The Company's management is responsible for maintaining effective internal control over financial reporting and for its assessment of the effectiveness of internal control over financial reporting included in the accompanying Management's Report on Internal Control Over Financial Reporting. Our responsibility is to express an opinion on the Company's internal control over financial reporting based on our audit. We are a public accounting firm registered with the PCAOB and are required to be independent with respect to the Company in accordance with the U.S. federal securities laws and the applicable rules and regulations of the Securities and Exchange Commission and the PCAOB.

We conducted our audit in accordance with the standards of the PCAOB. Those standards require that we plan and perform the audit to obtain reasonable assurance about whether effective internal control over financial reporting was maintained in all material respects.

Our audit included obtaining an understanding of internal control over financial reporting, assessing the risk that a material weakness exists, testing and evaluating the design and operating effectiveness of internal control based on the assessed risk, and performing such other procedures as we considered necessary in the circumstances. We believe that our audit provides a reasonable basis for our opinion.

### Definition and Limitations of Internal Control Over Financial Reporting

A company's internal control over financial reporting is a process designed to provide reasonable assurance regarding the reliability of financial reporting and the preparation of financial statements for external purposes in accordance with generally accepted accounting principles. A company's internal control over financial reporting includes those policies and procedures that (1) pertain to the maintenance of records that, in reasonable detail, accurately and fairly reflect the transactions and dispositions of the assets of the company; (2) provide reasonable assurance that transactions are recorded as necessary to permit preparation of financial statements in accordance with generally accepted accounting principles, and that receipts and expenditures of the company are being made only in accordance with authorizations of management and directors of the company; and (3) provide reasonable assurance regarding prevention or timely detection of unauthorized acquisition, use, or disposition of the company's assets that could have a material effect on the financial statements.

Because of its inherent limitations, internal control over financial reporting may not prevent or detect misstatements. Also, projections of any evaluation of effectiveness to future periods are subject to the risk that controls may become inadequate because of changes in conditions, or that the degree of compliance with the policies or procedures may deteriorate.

/s/ Ernst & Young

Brisbane, Australia  
February 19, 2025

**ITEM 9B. OTHER INFORMATION**

During the quarter ended December 31, 2024, no director or officer (as defined in Rule 16a-1(f) promulgated under the Exchange Act) of the Company adopted or terminated a “Rule 10b5-1 trading arrangement” or “non-Rule 10b5-1 trading arrangement” (as each term is defined in Item 408 of Regulation S-K).

**ITEM 9C. DISCLOSURE REGARDING FOREIGN JURISDICTIONS THAT PREVENT INSPECTIONS**

None.

For personal use only

**PART III****ITEM 10. DIRECTORS, EXECUTIVE OFFICERS AND CORPORATE GOVERNANCE.**

The information required to be furnished by this Item will be set forth in our definitive proxy statement for the 2025 Annual General Meeting of Stockholders, or the Proxy Statement, under the headings “Executive Officers and Corporate Governance,” “Delinquent Section 16(a) Reports” and the Company’s “Securities Dealing Policy, or Insider Trading Policy,” and is incorporated herein by reference and made a part hereof from the Proxy Statement.

**ITEM 11. EXECUTIVE COMPENSATION.**

The information required to be furnished by this Item will be set forth in the Proxy Statement under the heading “Executive Compensation” and is incorporated herein by reference and made a part hereof from the Proxy Statement.

**ITEM 12. SECURITY OWNERSHIP OF CERTAIN BENEFICIAL OWNERS AND MANAGEMENT AND RELATED STOCKHOLDER MATTERS.**

The information required to be furnished by this Item will be set forth in the Proxy Statement under the heading “Security Ownership of Certain Beneficial Owners and Management” and is incorporated herein by reference and made a part hereof from the Proxy Statement.

**ITEM 13. CERTAIN RELATIONSHIPS AND RELATED TRANSACTIONS, AND DIRECTOR INDEPENDENCE.**

The information required to be furnished by this Item will be set forth in the Proxy Statement under the headings “Certain Relationships and Related Transactions” and “Executive Officers and Corporate Governance” and is incorporated herein by reference and made a part hereof from the Proxy Statement.

**ITEM 14. PRINCIPAL ACCOUNTANT FEES AND SERVICES.**

The information required to be furnished by this Item will be set forth in the Proxy Statement under the heading “Ratification of Appointment of Ernst & Young as the Company’s Independent Registered Public Accounting Firm for the Fiscal Year Ending December 31, 2025” and is incorporated herein by reference and made a part hereof from the Proxy Statement.

**ITEM 15. EXHIBITS AND FINANCIAL STATEMENT SCHEDULES**

(a) The following documents are filed as part of this Annual Report on Form 10-K:

1. Financial Statements. See index to Financial Statements and Supplementary Data on page 115 of this Annual Report on Form 10-K.
2. Financial Statements Schedules. Schedules are omitted because they are not required or applicable, or the required information is included in the Financial Statements or related notes thereto.
3. Exhibits. The exhibits filed with or incorporated by reference as part of this Annual Report on Form 10-K are set forth in the Exhibit Index.

(b) The documents listed in the Exhibit Index of this Annual Report on Form 10-K are incorporated by reference or are filed with this Annual Report on Form 10-K, in each case as indicated therein.

The following documents are filed as exhibits hereto:

<u>Exhibit No.</u>	<u>Description of Document</u>
2.1*	<a href="#"><u>Share Sale Agreement-Cork, dated as of December 22, 2017, by and among Coronado Australia Holdings Pty Ltd, Coronado Group LLC and Wesfarmers Limited (filed as Exhibit 2.1 to the Company's Registration Statement on Form 10 (File No. 000-56044) filed on June 28, 2019 and incorporated herein by reference)</u></a>
3.1	<a href="#"><u>Amended and Restated Certificate of Incorporation (filed as Exhibit 3.1 to the Company's Registration Statement on Form 10 (File No. 000-56044) filed on April 29, 2019 and incorporated herein by reference)</u></a>
3.2	<a href="#"><u>Amended and Restated Bylaws (filed as Exhibit 3.2 to the Company's Registration Statement on Form 10 (File No. 000-56044) filed on April 29, 2019 and incorporated herein by reference)</u></a>
4.1	<a href="#"><u>Stockholder's Agreement, dated as of September 24, 2018, by and between the Company and Coronado Group (filed as Exhibit 4.1 to the Company's Registration Statement on Form 10 (File No. 000-56044) filed on April 29, 2019 and incorporated herein by reference)</u></a>
4.2	<a href="#"><u>Registration Rights and Sell-Down Agreement, dated as of September 24, 2018, by and between the Company and Coronado Group (filed as Exhibit 4.2 to the Company's Registration Statement on Form 10 (File No. 000-56044) filed on April 29, 2019 and incorporated herein by reference)</u></a>
4.3	<a href="#"><u>Description of the Company's securities registered under Section 12 of the Securities Exchange Act of 1934 (filed as Exhibit 4.3 to the Company's Annual Report on Form 10-K (File No. 000-56044) filed on February 24, 2020 and incorporated herein by reference)</u></a>
4.4	<a href="#"><u>Indenture, dated as of October 2, 2024, among Coronado Finance Pty Ltd, as issuer, Coronado Global Resources Inc., as guarantor, the subsidiaries of Coronado Global Resources Inc. named therein, as additional guarantors, Wilmington Trust, National Association, as trustee and priority lien collateral trustee, relating to Coronado Finance Pty Ltd's 9.250% Senior Secured Notes due 2029 (filed as Exhibit 4.1 to the Company's Current Report on Form 8-K (File No. 000-56044) filed on October 2, 2024 and incorporated herein by reference)</u></a>
4.5	<a href="#"><u>Form of 9.250% Senior Secured Notes due 2029 (filed as Exhibit 4.2 to the Company's Current Report on Form 8-K (File No. 000-56044) filed on October 2, 2024 and incorporated herein by reference)</u></a>
10.1	<a href="#"><u>Relationship Deed, dated as of September 24, 2018, by and among the Company, Coronado Group, certain EMG Group entities and their affiliates (filed as Exhibit 10.1 to the Company's Registration Statement on Form 10 (File No. 000-56044) filed on April 29, 2019 and incorporated herein by reference)</u></a>

## Table of Contents

<u>Exhibit No.</u>	<u>Description of Document</u>
10.2†‡	<a href="#"><u>Syndicated Facility Agreement, dated as of May 8, 2023, among Coronado Global Resources Inc., as guarantor, Coronado Finance Pty Ltd, as Australian borrower, Coronado Curragh Pty Ltd, as Australian borrower, the subsidiaries of Coronado Global Resources Inc. named therein, as additional guarantors, and Global Loan Agency Services Australia Pty Ltd, as administrative agent, Global Loan Agency Services Australia Nominees Pty Ltd, as collateral agent, the Hongkong and Shanghai Banking Corporation Limited, Sydney branch, as a lender and DBS Bank Limited, Australian branch, as a lender (filed as Exhibit 10.1 to the Company's Current Report on Form 8-K (File No. 000-56044) filed on May 8, 2023 and incorporated herein by reference)</u></a>
10.3	<a href="#"><u>Second Amendment to Syndicated Facility Agreement, dated as of July 1, 2023, among Citibank, N.A., as administrative agent, Coronado Coal Corporation, as U.S. Borrower, Coronado Finance Pty Ltd, as Australian Borrower, and the other Loan Parties, Administrative Agent and the lenders named therein (filed as Exhibit 10.1 to the Company's Current Report on Form 8-K (File No. 000-56044) filed on July 6, 2023 and incorporated herein by reference)</u></a>
10.4†	<a href="#"><u>First Amendment to Syndicated Facility Agreement, dated as of October 2, 2024, among Global Loan Agency Services Australia Pty Ltd, as administrative agent, Global Loan Agency Services Australia Nominees Pty Ltd, as collateral agent, Coronado Global Resources Inc., as holdings, and the guarantors named therein (filed as Exhibit 10.1 to the Company's Current Report on Form 8-K (File No. 000-56044) filed on October 2, 2024 and incorporated herein by reference)</u></a>
10.5‡	<a href="#"><u>Coronado Global Resources Inc. 2019 Short-Term Incentive Plan (filed as Exhibit 10.3 to the Company's Registration Statement on Form 10 (File No. 000-56044) filed on April 29, 2019 and incorporated herein by reference)</u></a>
10.6‡	<a href="#"><u>Coronado Global Resources Inc. 2018 Equity Incentive Plan (filed as Exhibit 10.4 to the Company's Registration Statement on Form 10 (File No. 000-56044) filed on April 29, 2019 and incorporated herein by reference)</u></a>
10.7	<a href="#"><u>Coronado Global Resources Inc. 2018 Equity Incentive Plan (incorporated by reference to Appendix A to the Proxy Statement)</u></a>
10.8	<a href="#"><u>Coronado Global Resources Inc. Employee Stock Purchase Plan (incorporated by reference to Appendix B to the Proxy Statement)</u></a>
10.9>‡	<a href="#"><u>Coronado Global Resources Inc. 2018 Non-Executive Director Plan (filed as Exhibit 10.5 to the Company's Registration Statement on Form 10 (File No. 000-56044) filed on April 29, 2019 and incorporated herein by reference)</u></a>
10.10>	<a href="#"><u>Employment Agreement, dated as of May 25, 2023, between Coronado Global Resources Inc. and Garold Spindler (filed as Exhibit 10.1 to the Company's Current Report on Form 8-K (File No. 000-56044) filed on May 31, 2023 and incorporated herein by reference)</u></a>
10.11>‡	<a href="#"><u>Employment Agreement dated as of July 7, 2020, by and between Curragh Queensland Mining Pty Ltd and Gerhard Ziems (filed as Exhibit 10.1 to the Company's Current Report on Form 8-K/A (File No. 000-56044) filed on July 7, 2020 and incorporated herein by reference)</u></a>
10.12>‡	<a href="#"><u>Employment Agreement dated as of August 5, 2021, by and between Coronado Global Resources Inc. and Jeffrey Bitzer (filed as Exhibit 10.1 to the Company's Current Report on Form 8-K (File No. 000-56044) filed on August 9, 2021 and incorporated herein by reference)</u></a>
10.13>	<a href="#"><u>Appointment Agreement, dated as of May 25, 2023, between Coronado Global Resources Inc. and Douglas G. Thompson (filed as Exhibit 10.3 to the Company's Current Report on Form 8-K (File No. 000-56044) filed on May 31, 2023 and incorporated herein by reference)</u></a>
10.14>‡	<a href="#"><u>Employment Agreement dated as of July 12, 2021, by and between Coronado Global Resources Inc. and Christopher P. Meyering (filed as Exhibit 10.11 to the Company's Annual Report on Form 10-K (File No. 000-56044) filed on February 22, 2022 and incorporated herein by reference)</u></a>

## Table of Contents

<u>Exhibit No.</u>	<u>Description of Document</u>
10.15>‡	<a href="#"><u>Employment Agreement dated as of October 18, 2018, by and between Coronado Curragh Pty Ltd and Emma Pollard (filed as Exhibit 10.11 to the Company's Registration Statement on Form 10 (File No. 000-56044) filed on April 29, 2019 and incorporated herein by reference)</u></a>
10.16>	<a href="#"><u>Appointment Letter Agreement, dated as of May 25, 2023, between Coronado Global Resources Inc. and William (Bill) Koeck (filed as Exhibit 10.2 to the Company's Current Report on Form 8-K (File No. 000-56044) filed on May 31, 2023 and incorporated herein by reference)</u></a>
10.17>	<a href="#"><u>Form of Stock Option Award Agreement (Long Term Incentive Grant) (filed as Exhibit 10.12 to the Company's Registration Statement on Form 10 (File No. 000-56044) filed on April 29, 2019 and incorporated herein by reference)</u></a>
10.18>	<a href="#"><u>Form of Performance Stock Unit Award Agreement (Long Term Incentive Grant) (filed as Exhibit 10.13 to the Company's Registration Statement on Form 10 (File No. 000-56044) filed on April 29, 2019 and incorporated herein by reference)</u></a>
10.19>	<a href="#"><u>Form of Non-Executive Director Restricted Stock Unit Award Agreement (filed as Exhibit 10.14 to the Company's Registration Statement on Form 10 (File No. 000-56044) filed on April 29, 2019 and incorporated herein by reference)</u></a>
10.20>	<a href="#"><u>Form of Restricted Stock Unit Award Agreement (Retention Grant) (filed as Exhibit 10.15 to the Company's Registration Statement on Form 10 (File No. 000-56044) filed on April 29, 2019 and incorporated herein by reference)</u></a>
10.21>	<a href="#"><u>Form of Restricted Stock Unit Award Agreement (STIP Deferral Grant) (filed as Exhibit 10.16 to the Company's Registration Statement on Form 10 (File No. 000-56044) filed on April 29, 2019 and incorporated herein by reference)</u></a>
10.22>	<a href="#"><u>Summary of Non-Executive Director Compensation (filed as Exhibit 10.17 to the Company's Annual Report on Form 10-K (File No. 000-56044) filed on February 24, 2020 and incorporated herein by reference)</u></a>
10.23>	<a href="#"><u>Form of Agreement of Indemnity, Insurance and Access (filed as Exhibit 10.18 to the Company's Registration Statement on Form 10 (File No. 000-56044) filed on April 29, 2019 and incorporated herein by reference)</u></a>
10.24‡	<a href="#"><u>Amended Coal Supply Agreement, dated as of November 6, 2009, by and between Stanwell Corporation Limited and Wesfarmers Curragh Pty Ltd (now known as Coronado Curragh Pty Ltd) (filed as Exhibit 10.20 to the Company's Registration Statement on Form 10 (File No. 000-56044) filed on June 14, 2019 and incorporated herein by reference)</u></a>
10.25‡	<a href="#"><u>Deed of Amendment to the Amended Coal Supply Agreement, dated as of November 21, 2016, by and between Stanwell Corporation Limited and Wesfarmers Curragh Pty Ltd (now known as Coronado Curragh Pty Ltd) (filed as Exhibit 10.21 to the Company's Registration Statement on Form 10 (File No. 000-56044) filed on June 14, 2019 and incorporated herein by reference)</u></a>
10.26‡	<a href="#"><u>Curragh Mine New Coal Supply Deed, dated August 14, 2018, by and between Stanwell Corporation Limited and Coronado Curragh Pty Ltd (filed as Exhibit 10.22 to the Company's Registration Statement on Form 10 (File No. 000-56044) filed on June 14, 2019 and incorporated herein by reference)</u></a>
10.28	<a href="#"><u>Deed of Amendment, dated September 20, 2018 and effective September 21, 2018, among Coronado Curragh Pty Ltd, Stanwell Corporation Limited and Coronado Group LLC (filed as Exhibit 10.23 to the Company's Registration Statement on Form 10 (File No. 000-56044) filed on June 14, 2019 and incorporated herein by reference)</u></a>
10.29	<a href="#"><u>Deed of Amendment, dated March 5, 2019 and effective May 21, 2019, between Coronado Curragh Pty Ltd and Stanwell Corporation Limited (filed as Exhibit 10.24 to the Company's Registration Statement on Form 10 (File No. 000-56044) filed on June 14, 2019 and incorporated herein by reference)</u></a>
10.30	<a href="#"><u>Deed of Amendment, dated May 9, 2019 and effective May 21, 2019, between Coronado Curragh Pty Ltd and Stanwell Corporation Limited (filed as Exhibit 10.25 to the Company's Registration Statement on Form 10 (File No. 000-56044) filed on June 14, 2019 and incorporated herein by reference)</u></a>

## Table of Contents

Exhibit No.	Description of Document
10.31†‡	<a href="#">New Coal Supply Agreement, dated as of July 12, 2019, by and between Stanwell Corporation Limited and Coronado Curragh Pty Ltd. (filed as Exhibit 10.2 to the Company's Quarterly Report on Form 10-Q (File No. 000-56044) filed on November 7, 2019 and incorporated herein by reference)</a>
19.1	<a href="#">Securities Dealing Policy of Coronado Global Resources Inc.</a>
21.1	<a href="#">List of Subsidiaries</a>
23.1	<a href="#">Consent of Ernst &amp; Young</a>
23.2	<a href="#">Consent of Barry Lay</a>
23.3	<a href="#">Consent of Daniel Miller</a>
23.4	<a href="#">Consent of Claire McGahan</a>
23.5	<a href="#">Consent of Marshall Miller &amp; Associates, Inc.</a>
31.1	<a href="#">Certification of the Chief Executive Officer pursuant to SEC Rules 13a-14(a) or 15d-14(a) adopted pursuant to Section 302 of the Sarbanes-Oxley Act of 2002</a>
31.2	<a href="#">Certification of the Interim Principal Financial Officer pursuant to SEC Rules 13a-14(a) or 15d-14(a) adopted pursuant to Section 302 of the Sarbanes-Oxley Act of 2002</a>
32.1	<a href="#">Certification pursuant to 18 U.S.C. Section 1350, adopted pursuant to Section 906 of the Sarbanes-Oxley Act of 2002</a>
95.1	<a href="#">Mine Safety Disclosures</a>
96.1	<a href="#">Technical Report Summary for Curragh</a>
96.2	<a href="#">Technical Report Summary for Buchanan</a>
96.3	<a href="#">Technical Report Summary for Logan</a>
96.4	<a href="#">Technical Report Summary for Mon Valley</a>
101	The following materials from the Company's Annual Report on Form 10-K for the period ended December 31, 2024, formatted in iXBRL (Inline Extensible Business Reporting Language): (i) Consolidated Balance Sheets, (ii) Consolidated Statements of Operations and Consolidated Statements of Comprehensive Income, (iii) Consolidated Statements of Stockholders' Equity/Members' Capital, (iv) Consolidated Statements of Cash Flows, (v) related notes to these financial statements and (vi) document and entity information
104	Cover Page Interactive Data File (the cover page XBRL tags are embedded within the Inline XBRL document)

\* Portions of this exhibit have been omitted pursuant to Item 601(b)(2)(ii) of Regulation S-K, which portions will be furnished to the Securities and Exchange Commission upon request.

† Certain schedules and exhibits to this agreement have been omitted pursuant to Item 601(a)(5) and Item 601(a)(6) of Regulation S-K. A copy of any omitted schedule and/or exhibit will be furnished to the Securities and Exchange Commission upon request.

‡ Portions of this exhibit have been omitted pursuant to Item 601(b)(10)(iv) of Regulation S-K, which portions will be furnished to the Securities and Exchange Commission upon request.

> Management contract, compensatory plan or arrangement

**ITEM 16. FORM 10-K SUMMARY**

None.

For personal use only



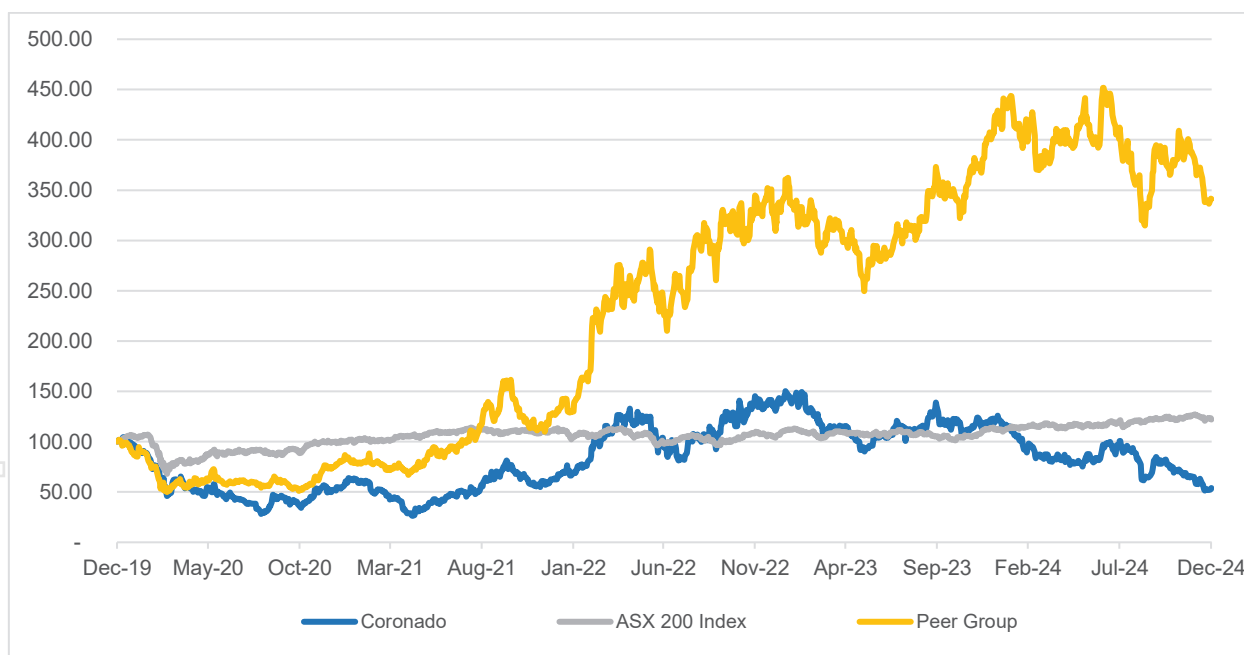
**Stock Performance Graph**  
**Pursuant to Section 14a-3(b)(9) of the Securities Exchange Act of 1934**

The following performance graph compares the cumulative total return on our common stock from December 31, 2019, through December 31, 2024, with the cumulative total return of the following indices: (i) the ASX 200 Index and (ii) a peer group comprised of Stanmore Resources Ltd (Stanmore), Whitehaven Coal Ltd, New Hope Corporation Limited, Yancoal Australia Ltd, Core Natural Resources, Inc. (formerly, Arch Coal Inc.), Peabody Energy Corporation, Warrior Met Coal Inc. and Alpha Metallurgical Resources, Inc. (formerly, Contura Energy, Inc.) (collectively, the Peer Group). The Peer Group reflects publicly listed companies within the coal industry of similar size or product type to Coronado Global Resources Inc. (the Company).

The performance graph assumes that the value of the investment was US\$100 at December 31, 2019. The performance graph also assumes that the stock prices were adjusted for dividend reinvestments and that the investments were held through December 31, 2024.

**COMPARISON OF CUMULATIVE TOTAL RETURN**

Among Coronado Global Resources Inc., the ASX 200 Index and the Peer Group



For personal use only

## OTHER INFORMATION

Below we set out additional information in relation to the Company's corporate governance, structure and shareholders. This includes information required to be included in our Annual Report to Stockholders under ASX Listing Rule 4.10.

Unless stated otherwise, the information below is current April 11, 2025.

### Overview

Our securities have been listed for quotation in the form of CHESSE Depository Interests, or CDIs, on the ASX and traded under the symbol "CRN" since October 23, 2018. Prior to such time, there was no public market for our securities. Trading in our shares of common stock on ASX is undertaken using CDIs. Legal title to the shares underlying the CDIs is held by CHESSE Depository Nominees Pty Ltd, or CDN, a wholly-owned subsidiary of ASX Limited, the company that operates the ASX.

Each share of our common stock is equivalent to 10 CDIs.

As at April 11, 2025 there were a total of 167,645,373 shares of common stock on issue; 90,337,269.4 of which were held as CDIs (equivalent to 1,676,453,730 CDIs in total):

Type of Security	Number of Securities	Equivalent in CDIs
Common Stock held by Coronado Group LLC*	77,308,103.6	773,081,036
Common Stock held by CDN underlying the CDIs	90,337,269.4	903,372,694
<b>Total number of CDIs assuming all shares held as CDIs</b>		<b>1,676,453,730</b>

\*These figures represent the common stock over which Coronado Group LLC holds legal ownership (on the assumption that all shares of common stock on issue are held as CDIs). As at April 11, 2025 Coronado Group LLC owns beneficially a further 71,980,369 CDIs in our company (accordingly, held by CDN on behalf of Coronado Group LLC) bringing Coronado Group LLC's total ownership in our company (legal and beneficial) to 845,061,399 CDIs, or 84,506,139.9 shares of common stock, ownership of which is further disclosed in our Proxy Statement under 'Security Ownership Of Certain Beneficial Owners And Management'.

### Substantial Holders

The number of CDIs held by our substantial shareholders (being shareholders who, together with their associates, have a relevant interest in at least 5% of our voting shares as disclosed in substantial holding notices lodged with ASX and the SEC) assuming the conversion of common stock held by those shareholders into CDIs as of April 11, 2025, was as follows:

Name of Holder	Number Held (CDI Equivalent)	% of Total CDIs
CORONADO GROUP LLC*	845,061,399	50.4%
AUSTRALIAN SUPER PTY LTD**	151,433,685	9.03%

\*As noted above, based on the SC 13D/A filed by Coronado Group LLC with the SEC on October 2, 2023, 84,506,139.9 shares of common stock are held by Coronado Group LLC. EMG CC HC, LLC, EMG Coronado II HC, LLC, EMG Coronado IV Holdings LLC and EMG Coronado Strategic LP, each of which is affiliated with The Energy & Minerals Group, collectively hold approximately 99% of the outstanding units of Coronado Group LLC.

\*\* Based upon information contained in Schedule 13G/A filed with the SEC on January 25, 2024, which specifies that Australian Super Pty Ltd had sole voting power with respect to 151,433,685 CDIs.

## Distribution of Equity Security Holders

The table below presents the number of shares of CDIs and common stock (as converted to CDIs) on issue by size of holding as at April 11, 2025. Related but separate legal entities are not aggregated:

<i>Range</i>	<i>Total holders<sup>1</sup></i>	<i>Units</i>	<i>% Units<sup>2</sup></i>
1 - 1,000	1,588	908,792	0.05
1,001 - 5,000	2,329	6,404,777	0.38
5,001 - 10,000	1,232	9,663,579	0.58
10,001 - 100,000	2,270	73,823,313	4.40
100,001 Over	326 <sup>3</sup>	1,585,653,269 <sup>4</sup>	94.58
<b>Rounding</b>			<b>0.01</b>
<b>Total</b>	<b>7,745<sup>5</sup></b>	<b>1,676,453,730</b>	<b>100.00</b>

## Unmarketable Parcels

An unmarketable parcel, as defined by the ASX Listing Rules, has been identified as being a parcel of securities worth less than \$500.00 based on the closing market price as at April 11, 2025 (A\$0.23 per CDI).

As at April 11, 2025, there were 2,595 shareholders of CDIs and shares (as converted to CDIs) holding less than a marketable parcel.

## Top 20 Holders

### Holders of CDIs Only

The table below provides a list of the top 20 holders of our CDIs as at April 11, 2025. Related but separate legal entities are not aggregated:

<b>Rank</b>	<b>Name</b>	<b>Units</b>	<b>% Units</b>
1	J P MORGAN NOMINEES AUSTRALIA PTY LIMITED	255,510,598	28.28
2	CITICORP NOMINEES PTY LIMITED <DOMESTIC HIN A/C>	154,657,291	17.12
3	HSBC CUSTODY NOMINEES (AUSTRALIA) LIMITED	114,532,636	12.68
4	HSBC CUSTODY NOMINEES (AUSTRALIA) LIMITED - A/C 2	47,556,962	5.26
5	WARBONT NOMINEES PTY LTD <UNPAID ENTREPOT A/C>	39,231,134	4.34
6	MERRILL LYNCH (AUSTRALIA) NOMINEES PTY LIMITED	35,803,322	3.96
7	HSBC CUSTODY NOMINEES (AUSTRALIA) LIMITED-GSCO ECA	15,412,479	1.71
8	BNP PARIBAS NOMINEES PTY LTD <IB AU NOMS RETAILCLIENT>	9,278,792	1.03
9	BNP PARIBAS NOMS PTY LTD	8,771,841	0.97
10	NATIONAL NOMINEES LIMITED	8,385,244	0.93
11	NEWECONOMY COM AU NOMINEES PTY LIMITED <900 ACCOUNT>	6,498,563	0.72
12	UBS NOMINEES PTY LTD	5,425,025	0.60
13	BRAZIL FARMING PTY LTD	4,800,000	0.53

<sup>1</sup> Our registry provides a Range of Units Report based on CDI holdings only, this has been adapted to add Coronado Group LLC legal holdings as if held as CDIs being an amount of 773,081,036 CDIs, or the CG LLC Legal CDIs

<sup>2</sup> % Units is different to our registry % Units calculations due to inclusion of the CG LLC Legal CDIs

<sup>3</sup> Includes Coronado Group LLC as an additional holder compared to our registry CDI holders being 325 in total

<sup>4</sup> Note that this total of 1,585,653,269 includes the CG LLC Legal CDIs. Prior to addition of these 773,081,030 CDIs, our registry calculates the units of CDI holdings for this range as 812,572,239

<sup>5</sup> Includes an additional holder being Coronado Group LLC due to the CG LLC Legal CDIs

14	HSBC CUSTODY NOMINEES (AUSTRALIA) LIMITED <NT-COMNWLTH SUPER CORP A/C>	4,456,491	0.49
15	BNP PARIBAS NOMINEES PTY LTD <AGENCY LENDING A/C>	3,892,340	0.43
16	MR KAI CHEN	3,500,000	0.39
17	MR DAMIEN WILLIAM DEANE	2,729,591	0.30
18	MR RAYMOND JAMES ALLAN	2,497,846	0.28
19	COMSEC NOMINEES PTY LIMITED	2,451,223	0.27
20	AUSTRALIA SUNSHINE OCEAN INVESTMENTS PTY LTD <HAI FAMILY A/C>	2,093,000	0.23
<b>Totals: Top 20 holders of CDIs (Total)</b>		<b>727,484,378</b>	<b>80.53</b>
<b>Total Remaining Holders Balance</b>		<b>175,888,316</b>	<b>19.47</b>

### *Holders of CDIs and Common Stock Combined*

The table below provides a list of the top 20 holders of our securities including securities held in the form of both common stock and CDIs as at April 11, 2025. Information presented below is prepared on the assumption that all shares of common stock on issue are held as CDIs. Related but separate legal entities are not aggregated.

Details of shareholders if all shares of common stock on issue are held as CDIs:

<b>Rank</b>	<b>Name</b>	<b>Units</b>	<b>% Units<sup>6</sup></b>
1	CORONADO GROUP LLC	773,081,036	46.11
2	J P MORGAN NOMINEES AUSTRALIA PTY LIMITED	255,510,598	15.24
3	CITICORP NOMINEES PTY LIMITED <DOMESTIC HIN A/C>	154,657,291	9.23
4	HSBC CUSTODY NOMINEES (AUSTRALIA) LIMITED	114,532,636	6.83
5	HSBC CUSTODY NOMINEES (AUSTRALIA) LIMITED - A/C 2	47,556,962	2.84
6	WARBONT NOMINEES PTY LTD <UNPAID ENTREPOT A/C>	39,231,134	2.34
7	MERRILL LYNCH (AUSTRALIA) NOMINEES PTY LIMITED	35,803,322	2.14
8	HSBC CUSTODY NOMINEES (AUSTRALIA) LIMITED-GSCO ECA	15,412,479	0.91
9	BNP PARIBAS NOMINEES PTY LTD <IB AU NOMS RETAILCLIENT>	9,278,792	0.55
10	BNP PARIBAS NOMS PTY LTD	8,771,841	0.52
11	NATIONAL NOMINEES LIMITED	8,385,244	0.50
12	NEWECOMY COM AU NOMINEES PTY LIMITED <900 ACCOUNT>	6,498,563	0.39
13	UBS NOMINEES PTY LTD	5,425,025	0.32
14	BRAZIL FARMING PTY LTD	4,800,000	0.29
15	HSBC CUSTODY NOMINEES (AUSTRALIA) LIMITED <NT-COMNWLTH SUPER CORP A/C>	4,456,491	0.27
16	BNP PARIBAS NOMINEES PTY LTD <AGENCY LENDING A/C>	3,892,340	0.23
17	MR KAI CHEN	3,500,000	0.21
18	MR DAMIEN WILLIAM DEANE	2,729,591	0.16
19	MR RAYMOND JAMES ALLAN	2,497,846	0.15
20	COMSEC NOMINEES PTY LIMITED	2,451,223	0.15
<b>Totals: Top 20 holders of Common Stock and Chess Depository Interests 10:1 (Total)</b>		<b>1,498,472,414</b>	<b>89.38</b>
<b>Total Remaining Holders Balance</b>		<b>177,981,316</b>	<b>10.62</b>

<sup>6</sup> This is a calculation of relevant Units as a percentage of 1,676,453,730, being the total number of CDIs assuming all shares held as CDIs

## Unquoted Securities

### *Preferred Stock (not listed on the ASX)*

Coronado Group LLC holds one share of Series A preferred stock which is the only share of Series A preferred stock issued and outstanding as at April 11, 2025.

### *Options (not listed on ASX)*

As at April 11, 2025 there were 181,687 options on issue to purchase CDIs (equivalent to 18,168.7 shares) under the 2018 Equity Incentive Plan. These options are held by 3 individuals.

The following table is a distribution schedule of the number of holders of options at April 11, 2025:

Range	Total holders	Number of CDIs
1 – 1,000	–	–
1,001 – 5,000	–	–
5,001 – 10,000	1	8,503
10,001 – 100,000	1	68,224
100,001 Over	1	104,960
<b>Total</b>	<b>3</b>	<b>181,687</b>

### *Performance Stock Units (not listed on ASX)*

As at April 11, 2025, there were 12,628,052 Performance Stock Units, or PSUs, on issue for CDIs (equivalent to 1,262,805.2 shares of common stock) under the 2018 Equity Incentive Plan. These PSUs are held by 62 individuals.

The following table is a distribution schedule of the number of holders of PSUs as at April 11, 2025:

Range	Total holders	Number of CDIs
1 – 1,000		
1,001 – 5,000		
5,001 – 10,000	1	8,117
10,001 – 100,000	36	2,138,923
100,001 Over	25	10,481,012
<b>Total</b>	<b>62</b>	<b>12,628,052</b>

### *Restricted Stock Units (not listed on ASX)*

As at April 11, 2025, there were 584,541 Restricted Stock Units, or RSUs, on issue for 584,541 CDIs (equivalent to 58,454.1 shares of common stock) under the 2018 Equity Incentive Plan; held by 18 individual employees.

The following table is a distribution schedule of the number of holders of RSUs as at April 11, 2025:

Range	Total holders	Number of CDIs
1 – 1,000		
1,001 – 5,000		
5,001 – 10,000		
10,001 – 100,000	18	584,541
100,001 Over		
<b>Total</b>	<b>18</b>	<b>584,541</b>

For personal use only

## Voting Rights

### *Common Stock*

The holders of our common stock have a right to one vote per share on any matter to be voted upon by stockholders. Our certificate of incorporation and bylaws do not provide for cumulative voting in connection with the election of directors and, accordingly, holders of more than 50% of the common stock voting may elect all of the directors, other than those directors that may be elected by the holder of the Series A Preferred Share. The holders of a majority of the outstanding shares of stock entitled to vote on a matter at the meeting, present in person or represented by proxy, shall constitute a quorum at all meetings of stockholders for the transaction of business.

For as long as the EMG Group (via Coronado Group LLC) beneficially owns in the aggregate at least a majority of the outstanding shares of our common stock, subject to ASX Listing Rules, any action required or permitted to be taken at any annual or special meeting of our stockholders may be taken without a meeting, without prior notice and without a vote, if a consent or consents in writing, setting forth the action so taken, is signed by the holders of outstanding shares of our common stock by a minimum number of votes that would be necessary to authorize to take such action at a meeting.

### *CDIs*

Our bylaws provide that each shareholder has one vote for every share of common stock entitled to vote held of record by such shareholder and a proportionate vote for each fractional share of common stock entitled to vote so held, unless otherwise provided by Delaware General Corporation Law or in the certificate of incorporation.

Holders of CDIs have one vote for every ten CDIs held of record by such shareholder. To vote, holders of CDIs must instruct CDN, as the legal owner, to vote the shares of common stock underlying their CDIs in a particular manner.

### *Series A Preferred Share*

Ownership of the Series A Preferred Share provides Coronado Group LLC with Board designation rights tied to the level of the aggregate beneficial ownership of shares of our common stock.

### *Other*

Holders of issued but unexercised options, PSUs and RSUs are not entitled to vote.

## Securities Purchased on Market

During the period 1 January 2024 to 31 December 2024, the Company instructed Computershare to purchase 1,720,840 CDIs on-market, for the purposes of satisfying entitlements of the holders of PSUs and RSUs to acquire CDIs under the Company's 2018 Equity Incentive Plan, at an average price as set out below per CDI:

Relevant Unquoted Security	Number of Equivalent CDIs	Average Price (\$US) per CDI
PSU	1,389,391	0.92
RSU	331,449	1.02

**Required Statements<sup>7</sup>**

Coronado Global Resources, Inc. makes the following additional disclosures:

a.	There is no current on-market buy-back of our securities
b.	Coronado Global Resources, Inc. is incorporated in the State of Delaware in the United States of America.
c.	The registered office of Coronado Global Resources, Inc in Australia is Level 33, Central Plaza One, 345 Queen Street Brisbane 4000 Queensland Telephone:+61 7 3031 777
d.	The share registry for our company is Computershare Investor Services Pty Limited (Computershare) 6 Hope St Ermington NSW 2115; GPO Box 2975 Share Registry Telephone: +61 2 8234 5000
e.	The name of the Company Secretary is Susan Casey.
f.	The securities of Coronado Global Resources, Inc. are not quoted on any exchange other than the ASX.
g.	The Company's 2024 Corporate Governance Statement is available at: <a href="https://coronadoglobal.com/sustainability/social/governance/">https://coronadoglobal.com/sustainability/social/governance/</a>
h.	Under Delaware General Corporation Law, we have elected not to be governed by Section 203 of the Delaware General Corporation Law (or any successor provision thereto), or Section 203, until immediately following the time at which the EMG Group (via Coronado Group LLC) no longer beneficially own in the aggregate common stock representing at least 10% of the then outstanding common stock, in which case we shall thereafter be governed by Section 203 if and for so long as Section 203 by its terms would apply to us. Section 203 provides that an interested stockholder (along with its affiliates and associates) – i.e. a stockholder that has purchased greater than 15%, but less than 85% of a company's outstanding voting stock (with some exclusions) – may not engage in a business combination transaction with the company for a period of three years after buying more than 15% of a company's stock unless certain criteria are met or certain other corporate actions are taken by the company.

<sup>7</sup> Other required additional information in accordance with ASX Listing Rule 4.10

For personal use only

## COAL RESERVES AND COAL RESOURCES

### Coronado 2024 Statement of Coal Reserves and Coal Resources for Coronado Global Resources Inc.

This annual statement of Coal Resources and Coal Reserves has been prepared by Coronado Global Resources Inc. (the “**Company**”) in accordance with the Australasian Code for Reporting of Exploration Results, Mineral Resources and Mineral Reserves, 2012 (the “**JORC Code**”) and the ASX Listing Rules. Unless otherwise stated, all capitalized terms used in this document have the same meaning as set out in the JORC Code. The Coal Resource and Coal Reserve estimates have been updated from the Company’s 2023 annual statement to incorporate 2024 depletion as well as to update the material change in Coal Reserves estimate at the Company’s Australian Operations.

The information in this announcement relating to Coal Resources and Coal Reserves is based on information compiled by the Competent Persons. All named Competent Persons have sufficient experience relevant to the style of mineralisation and type of deposit under consideration and to the activity they are undertaking to qualify as a Competent Person. Each Competent Person has given and has not withdrawn their consent to the inclusion in this announcement of the Coal Resources and Coal Reserves information which they have provided in relation to their respective deposits in the form and context in which it appears.

Coal Resources and Coal Reserves are quoted on a 100 per cent basis and the Company owns 100% of the mining tenements comprising its operations.

Coal Resources and Coal Reserves are quoted as at 31 December 2024 and Coal Resources are quoted inclusive of the Coal Resources that have been converted to Coal Reserves (i.e. Coal Resources are not additional to Coal Reserves).

### Australian Operations

The Coal Resources at the Curragh Mining Complex (comprised of three operating mines, Curragh North Open Cut Mine, Curragh South Open Cut Mine, collectively referred to in this statement as ‘**Curragh OC**’); and the Mammoth Underground Mine, referred to in this statement as ‘**Curragh UG**’) (“**Curragh**”) as at 31 December 2024 are 924Mt, reported as inclusive of Coal Reserves. Coal Resources have decreased 12 Mt over the year due to open cut mining production depletion.

Since December 2023, total Coal Reserves at Curragh have decreased by 15Mt to 275Mt. This is primarily open cut production depletion over the 12 months and some minor adjustments to the Curragh North Life of Mine (Curragh North LOM) plan.

The Marketable Coal Reserves at Curragh have decreased by 10Mt to 213Mt. This is primarily open cut production depletion over the 12 months, along with some minor variances to the coal product profile over the Curragh North LOM due to product optimisation.

No other activity has taken place which would constitute a material change at the Australian Operations for the year ended 31 December 2024.

The information in this announcement relating to Coal Resources at Curragh is based on information compiled by Mr. Barry Lay, who is a Member of the Australian Institute of Mining and Metallurgy (AusIMM). Mr. Lay is a director of Resology Pty Ltd.

The information in this announcement relating to Open Cut Coal Reserves at Curragh is based on information compiled by Mr. Daniel Millers, who is a member of the AusIMM. Mr. Millers is currently an employee of Curragh Queensland Mining Pty Ltd, a wholly owned subsidiary of Coronado Global Resources Inc.

The information in this announcement relating to Underground Coal Reserves at Curragh is based on information compiled by Ms. Claire McGahan, who is a member of the AusIMM. Ms. McGahan is an employee of Talisman Technical Pty Ltd.

## US Operations

As at 31 December 2024, Coal Reserves for the US Operations (ROM) are reduced to 516Mt and the Marketable Coal Reserves have decreased to 310Mt. Changes to Coal Reserves at the US operations are due to depletion, geological updates, changes in mineral control and/or mine plan adjustments at active complexes. On January 14, 2025, the Company completed the sale of its non-core idle Greenbrier mine complex (“Greenbrier”). Therefore, this 2024 Statement of Coal Reserves and Coal Resources for the Company does not include Coal Reserves and Coal Resources attributable to Greenbrier.

Coal Resources as at 31 December 2024 are 1,095Mt, reported as inclusive of Coal Reserves.

No other activity has taken place which would constitute a material change at the US Operations for the year ended 31 December 2024.

The information in this announcement relating to Coal Reserves and Coal Resources at the Company’s US operations is based on information compiled by Mr. Justin Douthat, who is a registered member of the Society for Mining, Metallurgy & Exploration, Inc. Mr. Douthat is employed by Marshall Miller & Associates, Inc.

## COAL RESERVES AND RESOURCES TABLES

### Coal Resources as of 31 December 2023 and 2024

Mine	2023 Coal Resources tonnes (millions)				2024 Coal Resources tonnes (millions)				Resources quality (adb)		
	Measured	Indicated	Inferred	Total	Measured	Indicated	Inferred	Total	Ash (%)	Sulphur (%)	VM (%)
Curragh OC	383	106	54	543	371	108	52	532	21.5	0.59	19.6
Curragh UG	181	106	106	392	181	106	106	392	16.9	0.39	18.2
<b>AUS TOTAL</b>				<b>936</b>				<b>924</b>			
Buchanan	190	13	0	203	171	19	0	190	16.0	0.8	18.0
Logan	173	72	3	248	127	102	3	232	17.0	1.0	31.0
Greenbrier	38	17	0	55	0	0	0	0	0	0	0
Russell County	136	22	1	159	136	22	1	159	29.0	0.7	23.0
Mon Valley	291	214	9	514	291	214	9	514	31.0	1.4	26.0
<b>US TOTAL</b>				<b>1,179</b>				<b>1,095</b>			

- Totals may not sum due to rounding.
- Coal Resources are reported inclusive of Coal Reserves.
- Coal Resources for Curragh are reported on a 5.3% in-situ moisture basis.
- Coal Resources for US are reported on a dry basis. Surface moisture and inherent moisture are excluded.
- Coal qualities are reported on an air-dried basis.
- Changes to Coal Resources at the US operations are due to depletion at active complexes and changes in mineral control, along with geologic updates due to evaluation of additional core hole and gas well data at Buchanan. No development has occurred at Russell County or Mon Valley.
- Mon Valley property was previously referred to as Pangburn-Shaner-Fallowfield.
- As noted above, on January 14, 2025, the Company completed the sale of Greenbrier. Therefore, the 2024 estimate of Coal Resources for Greenbrier is zero.

## Coal Reserves as of 31 December 2023 and 2024

Mine	2023 Coal Reserves tonnes (millions)			2024 Coal Reserves tonnes (millions)			Reserves quality (adb)		
	Proved	Probable	Total	Proved	Probable	Total	Ash (%)	Sulphur (%)	VM (%)
Curragh OC	227	22	249	214	20	234	31.3	0.5	16.0
Curragh UG	30	11	41	30	11	41	17.0	0.3	16.4
<b>AUS TOTAL</b>			<b>290</b>			<b>275</b>			
Buchanan	146	8	154	157	12	169	53.0	0.7	10.0
Logan	104	31	135	63	37	99	39.0	0.9	24.0
Greenbrier	8	4	12	0	0	0	0	0	0
Russell County	39	11	50	39	11	50	46.0	0.8	18.0
Mon Valley	114	83	197	114	83	197	37.0	1.2	23.0
<b>US TOTAL</b>			<b>548</b>			<b>516</b>			

Mine	2023 Marketable Coal Reserves tonnes (millions)			2024 Marketable Coal Reserves tonnes (millions)			Reserves quality (adb)		
	Proved	Probable	Total	Proved	Probable	Total	Ash (%)	Sulphur (%)	VM (%)
Curragh OC	173	16	189	163	15	177	12.9	0.5	19.3
Curragh UG	25	9	34	26	10	36	10.0	0.3	16.9
<b>AUS TOTAL</b>			<b>223</b>			<b>213</b>			
Buchanan	87	5	92	78	6	83	6.0	0.7	20.0
Logan	55	16	71	40	23	62	8.0	0.9	35.0
Greenbrier	4	2	7	0	0	0	0	0	0
Russell County	24	5	29	24	5	29	8.0	0.9	31.0
Mon Valley	78	57	134	78	57	134	8.0	1.2	35.0
<b>US TOTAL</b>			<b>333</b>			<b>310</b>			

- Totals may not sum due to rounding.
- Changes to Coal Reserves at the US operations are due to depletion at active complexes, changes in mineral control, and mine plan adjustments at Buchanan and Logan. No development has occurred at Russell County or Mon Valley.
- Run of Mine ("ROM") Coal Reserve tonnes are reported on a 7.5% moisture basis for Curragh and Air Dried for US properties.
- Coal qualities are reported on an air-dried basis.
- Marketable Coal Reserves are reported on a 9.5% moisture basis for Curragh OC and 10% moisture basis for Curragh UG. The Company's US mines are reported on a 4.5% to 6% moisture basis.
- The Marketable reserves table is reported in Coronado Global Resources Inc's Form10-K to be filed with the SEC and the ASX with this annual statement.
- Mon Valley property was previously referred to as Pangburn-Shaner-Fallowfield. Life-of-mine sulfur for Pangburn is an estimated 1.2%; however, overall Mon Valley Complex reserve average is 1.4% sulfur.
- As noted above, on January 14, 2025, the Company completed the sale of Greenbrier. Therefore, the 2024 estimates of ROM and Marketable Coal Reserves attributable to Greenbrier are each zero.

## General

Preparation of this statement requires the Competent Person to adopt certain forward-looking assumptions including export coal price and mining cost assumptions. These assumptions are commercially confidential. Long-term export price assumptions are considered reasonable but differ from actual prices prevailing as at the balance date and mining cost assumptions may be affected by changes in mine planning or scheduling over time. These types of forward-looking assumptions are necessarily subject to risks, uncertainties and other factors, many of which are outside the control of the Company. Since December 202, changes to the Coal Resources and Coal Reserves for the Company's operations are principally derived by adjusting Coal Reserves for appropriate reserve deletion, addition, and depletion which occurred during the calendar year 2024, along with updates to geologic models for those areas where additional exploration was conducted including in-mine measurements. In addition, the 2024 Statement of Coal Reserves and Coal Resources for the Company does not include Greenbrier, the assets of which were sold by the Company effective January 14, 2025. For the avoidance of doubt, neither the Competent Persons nor the Company makes any undertaking to subsequently update any forward-looking statements in this release to reflect events after the date of this release.

This Statement of Coal Reserves and Coal Resources is subject to risk factors associated with the mining industry. The estimates may be affected by a range of variables which could cause actual results or trends to differ materially, including but not limited to price fluctuations, actual demand, currency fluctuations, geotechnical factors, drilling and production results, industry competition, environmental risks, physical risks, legislative, fiscal and regulatory developments, economic and financial market conditions in various countries, approvals and cost estimates. Note that totals may not sum due to rounding.

## Governance arrangements and internal controls

The Company has put in place governance arrangements and internal controls with respect to its estimates of Coal Reserves and Coal Resources and the estimation process, including:

- oversight and approval of each annual statement by responsible senior officers;
- establishment of internal procedures and controls to meet the requirements of the JORC Code;
- independent external review of new and materially changed estimates at regular intervals; and
- annual reconciliation with internal planning to validate Coal Reserve estimates for operating mines.

## EXECUTIVE OFFICERS

Name	Position
Douglas G. Thompson	Managing Director and Chief Executive Officer
Garold Spindler	Executive Chair and Director
Jeffrey D. Bitzer	Chief Development Officer
Craig R. Manz	Chief Operating Officer
Christopher P. Meyering	Vice President and Chief Legal Officer
Emma Pollard	Chief People and Sustainability Officer
Barend J. van der Merwe	Chief Financial Officer

## DIRECTORS

**Douglas G. Thompson**

Managing Director and  
Chief Executive Officer

**Garold Spindler**

Executive Chair and Director

**Aimee R. Allen**

Principal Consultant,  
Cyient Consulting

**Philip Christensen**

Partner, Christensen Legal Pty  
Ltd and Chair, EcoJoule Energy  
Holdings Pty Ltd.

**William (Bill) Koeck**

Deputy Chair and Lead Independent  
Director

**Greg Pritchard**

Former Managing Director and  
Chief Executive Officer,  
Energy Developments Limited

**Laura Tyson**

Managing Director, Chief Operating  
Officer, General Counsel and Secretary,  
The Energy & Minerals Group

**Jan C. Wilson**

Senior Advisor,  
Sustainable Energies Group of the  
Canada Pension Plan Investments

