

28 April 2025

## **QUARTERLY ACTIVITIES REPORT**

### *for the period ended 31 March 2025*

**Wia Gold Limited** (ASX: WIA) (**Wia** or the **Company**), a Namibian focussed gold development and exploration company, is pleased to provide its Quarterly Activities Report for the period ended 31 March 2025.

There was a significant increase in activities during the quarter, with five to six rigs in operation since the beginning of the year, to advance the 2.1Moz<sup>1</sup> Kokoseb Gold Project (**Kokoseb**) into the development phase.

Exploration activities' primary focus was to identify additional mineralisation outside of the current Mineral Resource Estimate ("MRE"), following the mineralised shoots depth extensions, including a special focus at defining the Central high-grade shoot which is centred on KRC086. A new high-grade area was intersected at Central Zone, from KRC331, as well as several splits and sub-parallel zones from the main body. The second focus was to upgrade the shallow part of the inferred category MRE to an indicated category by infill drilling; strong gold intercepts were returned from this program confirming an excellent continuity in grade and thickness through the gold mineralisation. A total of 18,313m were drilled at Kokoseb during the quarter.

In Côte d'Ivoire, an Auger drilling programme was completed at the Issia permit and an additional auger drilling program commenced at the Mankono Ouest permit. A total of 10,277m of auger was drilled during the quarter.

### **HIGHLIGHTS**

- **Scoping Study activities progressed in parallel with existing drilling programmes**

#### **Namibia – Kokoseb Gold Project**

- **Drilling designed to increase the Kokoseb MRE discovered a significant new high-grade area, corresponding to a split from the main mineralised zone close to the NW Zone, with a result of:**
  - **27m at 6.79 g/t Au from 207m in KRC331**
- **Several significant intercepts identified mineralisation outside the current MRE boundary, including:**
  - **17m at 3.31 g/t Au from 238m in KRC365**
- **Central high-grade shoot now continuous across 500m of strike and remains open to the north and south after latest DD results. Significant intercepts include:**
  - **14.8m at 4.43 g/t Au from 428.9m, including 5.8m at 8.28 g/t Au in KDD047**
  - **11.2m at 2.26 g/t Au from 346.6m, including 3.2m at 5.79 g/t Au in KDD049**
  - **10.6m at 3.18 g/t Au from 365.3m, including 4.6m at 6.25 g/t Au in KDD049**
  - **21.3m at 3.96 g/t Au from 296.0m, including 14.7m at 5.15 g/t Au in KDD053**
  - **5.4m at 7.59 g/t Au from 412.4m in KDD051**

<sup>1</sup> Refer ASX announcement dated 16 April 2024 for further information on the Kokoseb MRE

- Infill RC drilling for shallow resource conversion at Central Zone and Western Zone returned strong gold intercepts, including:
  - 47m at 1.01 g/t Au from 38m in KRC328
  - 35m at 1.09 g/t Au from 79m in KRC329
  - 37m at 1.38 g/t Au from 27m in KRC332
  - 31m at 1.43 g/t Au from 70m in KRC334
  - 41m at 1.39 g/t Au from 109m in KRC335
  - 10m at 8.03 g/t Au from 126m in KRC355
  - 40m at 1.29 g/t Au from 81m in KRC355
  - 25m at 3.28 g/t Au from 104m in KRC360
  - 22m at 4.31 g/t Au from 72m in KRC369
  - 23m at 2.18 g/t Au from 115m in KRC364

#### Côte d'Ivoire – Regional exploration

- 4,186m auger program completed at the Issia permit.
- Auger program commenced at the Mankono Oouest permit, totalling 6,091m for the quarter

#### Corporate

- Wia was included in the S&P All Ordinaries index.
- Joanna Kiernan was appointed as Company Secretary.

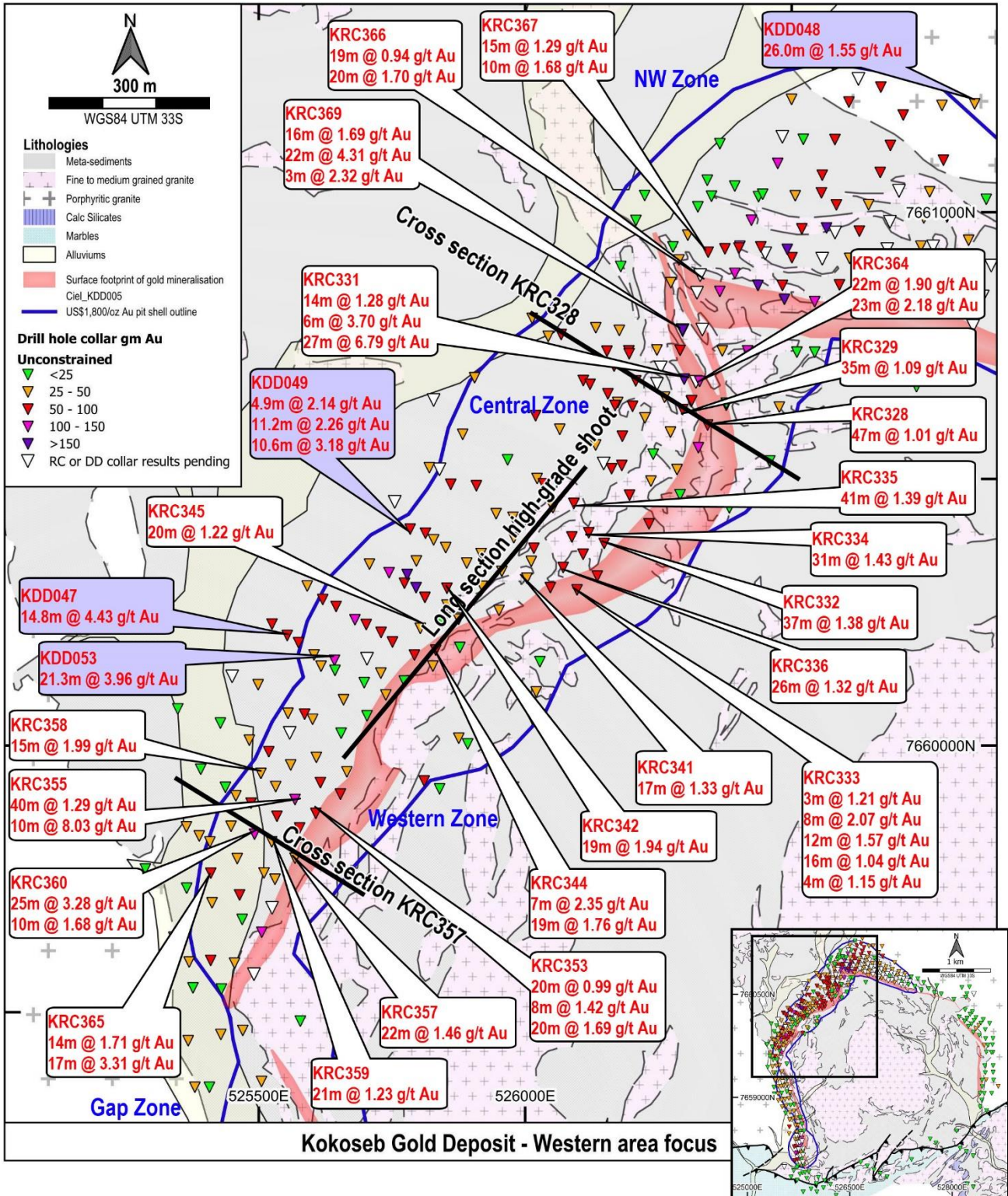


Figure 1 – Drill hole locations, focused at the Western area of Kokoseb, location of the long section and cross sections of this announcement and most significant intercepts on drill holes reported during the quarter and 15 April 2025<sup>2</sup> (diamond drillholes purple background, RC drillholes white background)

<sup>2</sup> Intercept calculated using 0.5 g/t cut-off grade and 2m maximum consecutive internal low grade.

## SCOPING STUDY ACTIVITIES

The Kokoseb Scoping Study, currently underway, is aiming to define a project based on an upgraded and increased confidence MRE (targeted for completion in June 2025).

Activities are progressing well with continued work being undertaken by Namibian, South African and Australian consultants across all major preliminary components of the study, which is targeted for completion in Quarter 3 2025.

Progress made in the current quarter includes:

### Mine Geotechnical

Mine Geotech consultants' scope of work awarded and executed.

Site reconnaissance visit undertaken, providing the following outcomes:

- Available geotechnical data compiled and provided for preliminary geotechnical analysis.
- Opportunity to re-use, with re-logging, approximately 1,000m of core from existing drilling in the initial geotechnical assessment.
- Data from drilling since January 2025, along with proposed drilling in the current program, will provide sufficient data for use in the planning of the phase 1 geotechnical drilling program design.

### Mining

Proposals received and executed for mining engineering aspects of the Scoping Study. Mining consultant scope of work awarded and executed.

Commencement of open pit designs, waste dump locations and other preliminary works.

### Metallurgy

Metallurgical program scope of work awarded and executed.

Optimisation testwork largely completed, with the following outcomes:

- Testing indicated no preg-robbing characteristics in the ore.
- Cyanide optimisation did not show a decrease in gold recovery with decreasing cyanide levels, down to 330 ppm NaCN in tail.
- Grind size versus leach extraction showed improving recoveries with decreasing grind size with a grind size of 63  $\mu\text{m}$  selected based on a trade off with grinding energy and milling circuit costs (same as the Yintai-owned Twin Hills gold project, c.90kms south-east of Kokoseb, currently under construction).
- Pre-oxidation leach tests showed that leaching with air sparging is sufficient to achieve recovery in a 24-hour leach time, with no requirement to use oxygen. Gravity recoverable gold testing completed, indicating up to 60% gravity gold recovery in laboratory testing which indicates a likely 30% to 40% gravity gold recovery in operations.

Sample preparation is currently underway for bulk leaching, carbon loading tests and thickening and filtration tests.

### Process Plant

Consultants for plant and non-processing infrastructure and comminution scope of work awarded and executed.

Consultants appointed for:

- Comminution design
- Process and non-process infrastructure aspects of the Scoping Study, including plant footprint for use in layout of surface infrastructure.
- Process design criteria and mass balance for the process plant.

### Non-Process Infrastructure

Satellite survey finalised for site and digital terrain model delivered incorporating site survey of a number of ground control points.

A high-level layout of surface infrastructure has been prepared.

### Hydrogeology & Water Supply

Consultants for hydrology and associated geophysics scope of work awarded and executed.

Desktop scoping report received on water availability assessment.

Application for water supply from NamWater, the State-owned water utility, submitted to formalise the process.

### Tailings and Site Geotechnical

Tailings scope of work awarded and executed.

Data being gathered to support the assumptions required to develop tailings storage options (both filtered tailings and conventional slurry tailings) for use in the multi-criteria analysis of options.

Limited tailings testing being scoped to help inform the Scoping Study and subsequent phases.

## EXPLORATION – NAMIBIA (Kokoseb)

25,444m were drilled during the quarter at Kokoseb, including 18,313m of RC and 7,131m of DD, mostly located across the Western, Central and NW Zones of the deposit. This compares with 9,480 metres drilled during Q2 (ending 31 Dec 2024). Assay results during the quarter included:

- January: ten (10) Reverse Circulation (RC) drillholes and eight (8) Diamond (DD) drillholes (including diamond tails);
- February: twenty-four (24) RC drillholes and seven (7) DD drillholes;
- April (reported post quarter): twenty-nine (29) RC drillholes and four (4) DD drillholes.

### Central High-grade shoot up to 500m strike confirmed

The high-grade gold shoot which is centred on KRC086 has been confirmed across 500m of continuous strike (Figure 2) with significant results returned during the quarter. Mineralisation remains open at both sides along strike and up plunge and down plunge.

This high-grade mineralisation remains a key target for future developments at Kokoseb as it defines the potential for underground-type operations. Several diamond drillholes were completed at the end of the quarter along strike, with assays pending, and at least one drill rig continues drilling for potential extensions.

Diamond hole **KDD047**, located 220m south and down plunge of KRC086, has intersected **14.8m at 4.43 g/t Au**, including a higher-grade portion of **5.8m at 8.28 g/t Au**. Diamond drillhole **KDD049**, located 140m north of KRC086, has intersected two significant intercepts, **11.2m at 2.26 g/t Au** including a higher-grade portion of **3.2m at 5.79 g/t Au** and **10.6m at 3.18 g/t Au** including **4.6m at 6.25 g/t Au**. Diamond hole **KDD053**, which is located 150m south and up plunge of KRC086, has intersected **21.3m at 3.96 g/t Au**, including a higher-grade portion of **14.7m at 5.15 g/t Au**.

From other DD results, **KDD048** was drilled at the NW Zone plunging shoot where it has intersected **26.0m at 1.55 g/t Au**, including **5.0m at 4.88 g/t Au**. The full list of significant diamond drillhole results as follow:

- 5.0m at 1.51 g/t Au from 452.5m in KDD043**
- 4.0m at 1.01 g/t Au from 451.7m in KDD045**
- 6.7m at 1.05 g/t Au from 483.0m in KDD045**
- 6.3m at 1.11 g/t Au from 512.0m in KDD045**
- 6.3m at 1.30 g/t Au from 129.2m in KDD046**
- 7.8m at 3.10 g/t Au from 148.5m in KDD046**
- 3.3m at 1.57 g/t Au from 184.2m in KDD046**
- 14.8m at 4.43 g/t Au from 428.9m in KDD047, inc. 5.8m at 8.28 g/t Au**
- 26.0m at 1.55 g/t Au from 358.0m in KDD048, inc. 5.0m at 4.88 g/t Au**
- 4.9m at 2.14 g/t Au from 328.4m in KDD049**
- 11.2m at 2.26 g/t Au from 346.6m in KDD049, inc. 3.2m at 5.79 g/t Au**
- 10.6m at 3.18 g/t Au from 365.3m in KDD049, inc. 4.6m at 6.25 g/t Au**
- 5.4m at 7.59 g/t Au from 412.4m in KDD051**
- 6.0m at 2.54 g/t Au from 404.0m in KDD052**
- 21.3m at 3.96 g/t Au from 296.0m in KDD053, inc. 14.7m at 5.15 g/t Au**

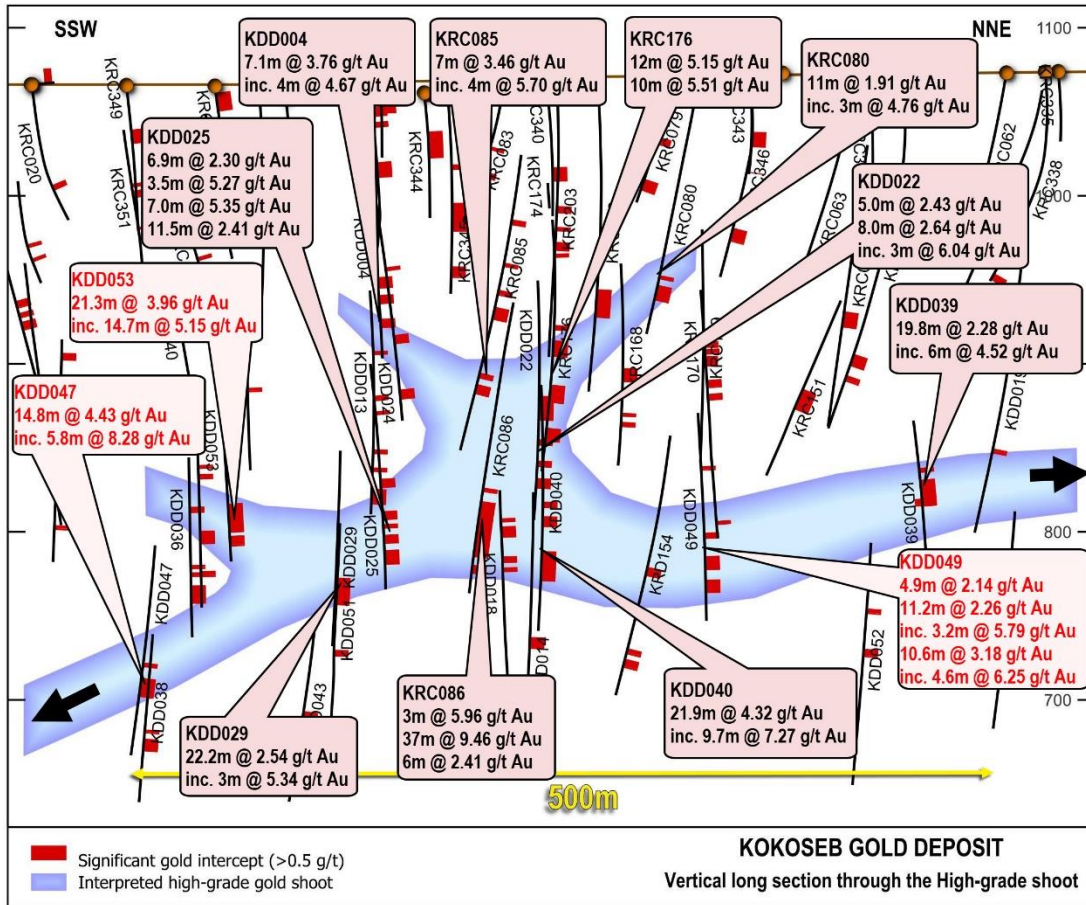


Figure 2 – Long section focused at the Central high-grade shoot<sup>3</sup>

## Discovery of a new high-grade zone and intersection of mineralisation outside of the actual MRE

RC drill hole **KRC331** is an infill hole which is located at the northern side of the Central Zone (Figure 1), close to the NW Zone. This drill hole was extended beyond its main target to test some conceptual interpretations. **KRC331** has then intersected a new high-grade area with **27m at 6.79 g/t Au** from 207m, at 80m downhole under the main targeted mineralisation. This high-grade intercept is interpreted as a split from the main mineralised zone, which is not included in the current MRE. Drilling to understand the controls and extent of mineralisation in this new area is underway at the end of the quarter.

At the Western Zone, several significant intercepts are also intersected outside the actual MRE (Figure 2). Significant intercepts include:

**17m at 3.31 g/t Au from 238m in KRC365**

**10m at 1.68 g/t Au from 186m in KRC360**

## Shallow infill drilling at Western Zone, Central Zone and NW Zone delivers strong gold intercepts

Infill drilling for resource classification conversion has commenced in January, progressing from the northern side of the Central Zone to the Western Zone. Drill results from this program have returned

<sup>3</sup> Refer to ASX announcements dated 15 May 2023, 29 May 2023, 13 December 2023, 12 March 2024, 11 April 2024, 28 August 2024, 13 January 2025 and 15 April 2025.

strong mineralised intercepts that align well with the current resource model and so proving an excellent continuity in grade and thickness across the deposit.

Significant intercepts returned from this infill drilling program at the Central Zone include:

**7m at 2.01 g/t Au from 39m in KRC324**  
**16m at 1.33 g/t Au from 60m in KRC324**  
**7m at 1.25 g/t Au from 80m in KCR325**  
**14m at 2.10 g/t Au from 117m in KRC327**  
**47m at 1.01 g/t Au from 38m in KRC328**  
**35m at 1.09 g/t Au from 79m in KRC329**  
**14m at 1.28 g/t Au from 84m in KRC331**  
**6m at 3.70 g/t Au from 103m in KRC331**  
**37m at 1.38 g/t Au from 27m in KRC332**  
**3m at 1.21 g/t Au from 15m in KRC333**  
**8m at 2.07 g/t Au from 22m in KRC333**  
**12m at 1.57 g/t Au from 33m in KRC333**  
**16m at 1.04 g/t Au from 48m in KRC333**  
**4m at 1.15 g/t Au from 83m in KRC333**  
**31m at 1.43 g/t Au from 70m in KRC334**  
**41m at 1.39 g/t Au from 109m in KRC335**  
**26m at 1.32 g/t Au from 71m in KRC336**  
**4m at 3.21 g/t Au from 106m in KRC337**  
**12m at 2.63 g/t Au from 120m in KRC337**  
**5m at 1.12 g/t Au from 184m in KRC338**  
**3m at 1.60 g/t Au from 245m in KRC338**  
**8m at 2.27 g/t Au from 188m in KRC339**  
**4m at 1.09 g/t Au from 202m in KRC339**  
**10m at 1.65 g/t Au from 64m in KRC340**  
**17m at 1.33 g/t Au from 83m in KRC341**  
**19m at 1.94 g/t Au from 143m in KRC342**  
**14m at 1.62 g/t Au from 81m in KRC343**  
**7m at 2.35 g/t Au from 0m in KRC344**  
**19m at 1.76 g/t Au from 28m in KRC344**  
**20m at 1.22 g/t Au from 88m in KRC345**  
**11m at 1.46 g/t Au from 117m in KRC346**

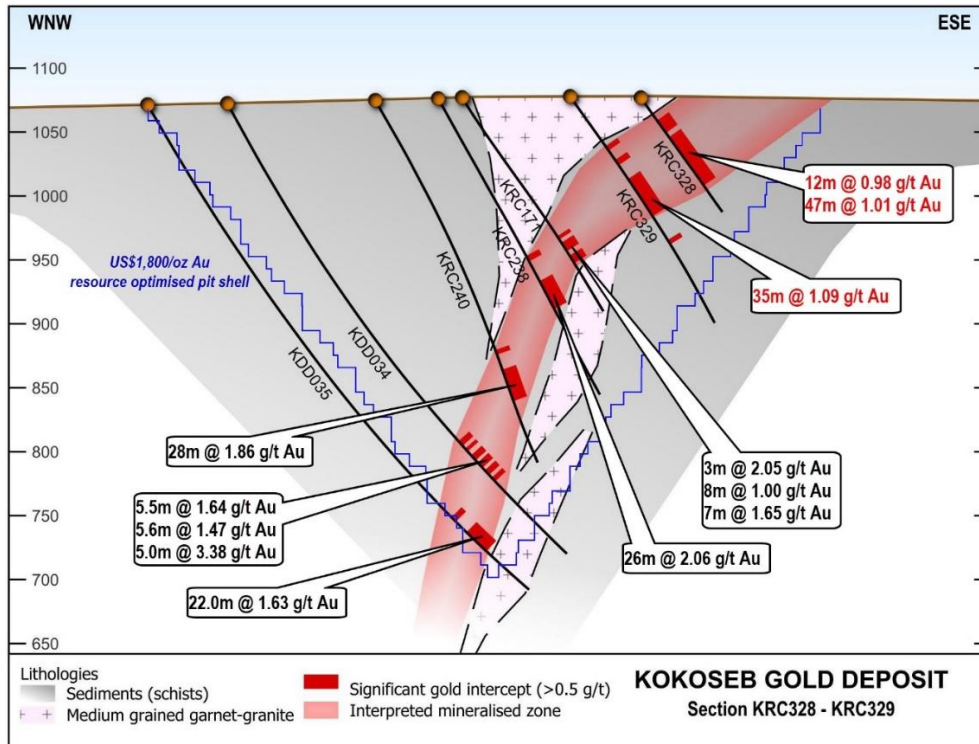


Figure 3 – Cross section Infill drill holes KRC328 – KRC329 (intercepts in black previously reported)<sup>4</sup>

The Western Zone has returned the following significant intercepts from the infill program, including:

- 11m at 0.98 g/t Au from 33m in KRC349
- 8m at 2.65 g/t Au from 91m in KRC351
- 3m at 6.26 g/t Au from 128m in KRC351
- 20m at 0.99 g/t Au from 26m in KRC353
- 20m at 1.69 g/t Au from 66m in KRC353
- 40m at 1.29 g/t Au from 81m in KRC355
- 10m at 8.03 g/t Au from 126m in KRC355
- 22m at 1.46 g/t Au from 8m in KRC357
- 15m at 1.99 g/t Au from 181m in KRC358
- 21m at 1.23 g/t Au from 57m in KRC359
- 25m at 3.28 g/t Au from 104m in KRC360
- 11m at 2.83 g/t Au from 104m in KRC363
- 22m at 1.90 g/t Au from 90m in KRC364
- 23m at 2.18 g/t Au from 115m in KRC364
- 14m at 1.71 g/t Au from 162m in KRC365

<sup>4</sup> Refer ASX announcement dated 13 January 2025.

First results from the NW Zone infill program include the following significant intercepts:

- 19m at 0.94 g/t Au from 55m in KRC366
- 20m at 1.70 g/t Au from 84m in KRC366
- 15m at 1.29 g/t Au from 70m in KRC367
- 16m at 1.69 g/t Au from 9m in KRC369
- 22m at 4.31 g/t Au from 72m in KRC369
- 28m at 0.92 g/t Au from 177m in KRC370

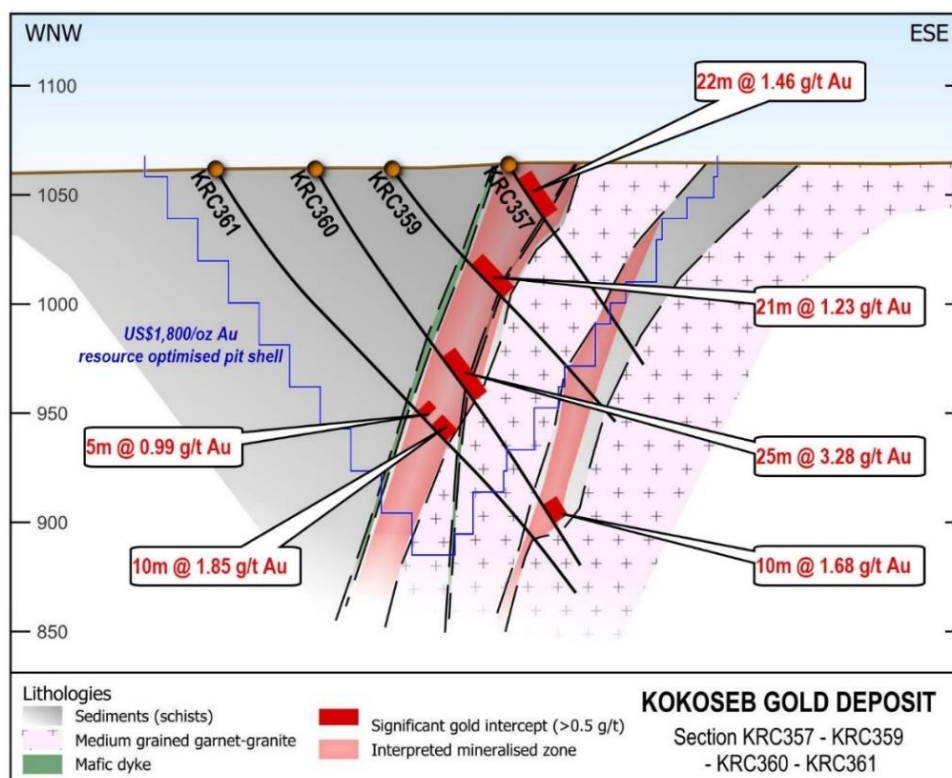


Figure 4 – Cross section at Western Zone Infill drill holes KRC357 – KRC359 – KRC360 – KRC361<sup>5</sup>

## EXPLORATION – NAMIBIA (Regional)

During the quarter, Wia continued its regional reconnaissance program over various exploration licences. These programs include stream sediment sampling, reconnaissance mapping and rock chipping, aiming to fast track a decision on pursuing systematic exploration programs complementary to the work being done at Kokoseb.

## EXPLORATION – CÔTE D’IVOIRE

Regional exploration in Côte d’Ivoire for the quarter included the completion of an auger drilling program at the Issia permit, totalling 4,186m drilled and the commencement of an auger drilling program at the Mankono Ouest permit, totalling 6,091m drilled during the quarter. Assays were pending for both the programs at the end of March.

<sup>5</sup> Refer ASX announcement dated 15 April 2025.

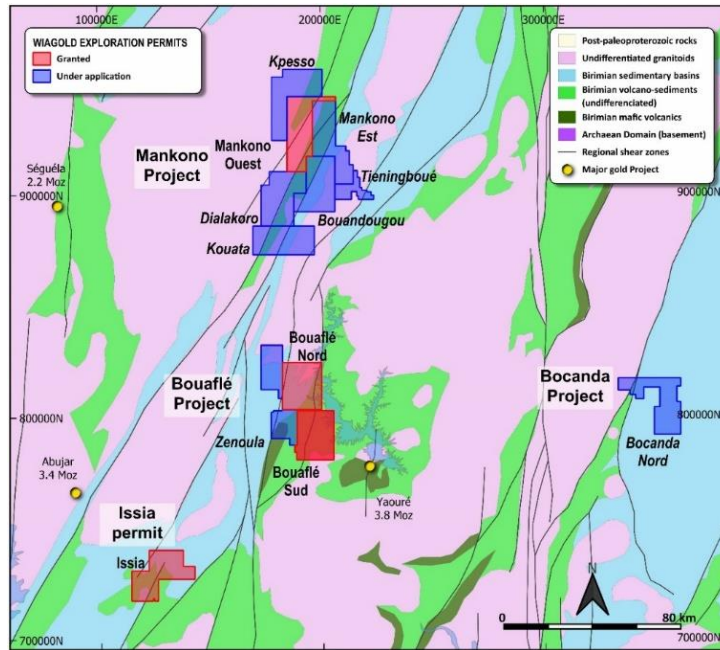


Figure 5 – Côte d'Ivoire exploration permits

## CORPORATE

### Cash

As at 31 March 2025, Wia held a cash balance of A\$33.8 million (excluding trade creditors) and zero debt, with the final \$1.105 million placement amount received from Directors, following shareholder approval, in January 2025.

### Payments to related parties

During the December Quarter, the Company made payments to related parties of A\$30,000, which related to payments for Directors' remuneration.

### Information Required Under Listing Rules 5.3.1 and 5.3.2

Evaluation and exploration expenditure during the December Quarter amounted to A\$4.358 million. There were no mining production and development activities.

### All Ordinaries Index

During the quarter, the Company was notified it had entered the S&P All Ordinaries Index, effective prior to market open on 24 March 2025.

### Appointment of Company Secretary

Joanna Kiernan was appointed Company Secretary effective 14 February 2025. Ms Kiernan replaced Matthew Foy.

### Tenement interests as at 31 March 2025

Tenement	Ownership	Project	Location
EPL6226	100%	Hagenhof	Namibia
EPL4833	80%	Katerina	Namibia
EPL8039	80%	Katerina	Namibia
EPL7246	80%	Katerina	Namibia
EPL4818	80%	Okombahe	Namibia
EPL7980	100%	Okombahe	Namibia
EPL6534	90%	Gazina	Namibia
EPL6535	90%	Gazina	Namibia
EPL4953	90%	Gazina	Namibia
EPL8249	80%	Hagenhof NE	Namibia
EPL8021 – Application	100%	Owambo	Namibia
EPL8709	100%	Okombahe W	Namibia
PR0844 Bocanda Nord	80%	Bocanda	Côte d'Ivoire
PR0861 Bouaflé South	80%	Bouaflé	Côte d'Ivoire
PR0822 Bouaflé North	80%	Bouaflé	Côte d'Ivoire
0412DMICM20/05/2021 Zenoula	80%	Bouaflé	Côte d'Ivoire
1224DMICM16/09/2024 Kpesso	80%	Mankono	Côte d'Ivoire
PR0871 Mankono Ouest	80%	Mankono	Côte d'Ivoire
0181DMICM11/08/2017 Mankono East	80%	Mankono	Côte d'Ivoire
0410DMICM19/05/2021 Tieningboue	80%	Mankono	Côte d'Ivoire
0533DMICM09/06/2021 Bouandougou	80%	Mankono	Côte d'Ivoire
0088DMICM12/02/2021 Dialakoro	80%	Mankono	Côte d'Ivoire
0534DMICM10/06/2021 Kouata	80%	Mankono	Côte d'Ivoire
PR0880 Issia	80%	Issia	Côte d'Ivoire

### Reference to Previous ASX Announcements

In relation to the information in this announcement on the Kokoseb MRE, other than subsequently released drilling results, WIA confirms that it is not aware of any new information or data that materially affects the information included in that announcement dated 16 April 2024. All material assumptions and technical parameters underpinning the estimates in that ASX release continue to apply and have not materially changed.

In relation to the exploration results included in this March Quarterly Activities Report, the dates of which are referenced, the Company confirms that it is not aware of any new information or data that materially affects the information included in those announcements.

This announcement has been authorised for release by the Company's board of directors.

### Contact details

Josef El-Raghy  
Executive Chairman  
+61 8 9420 8270

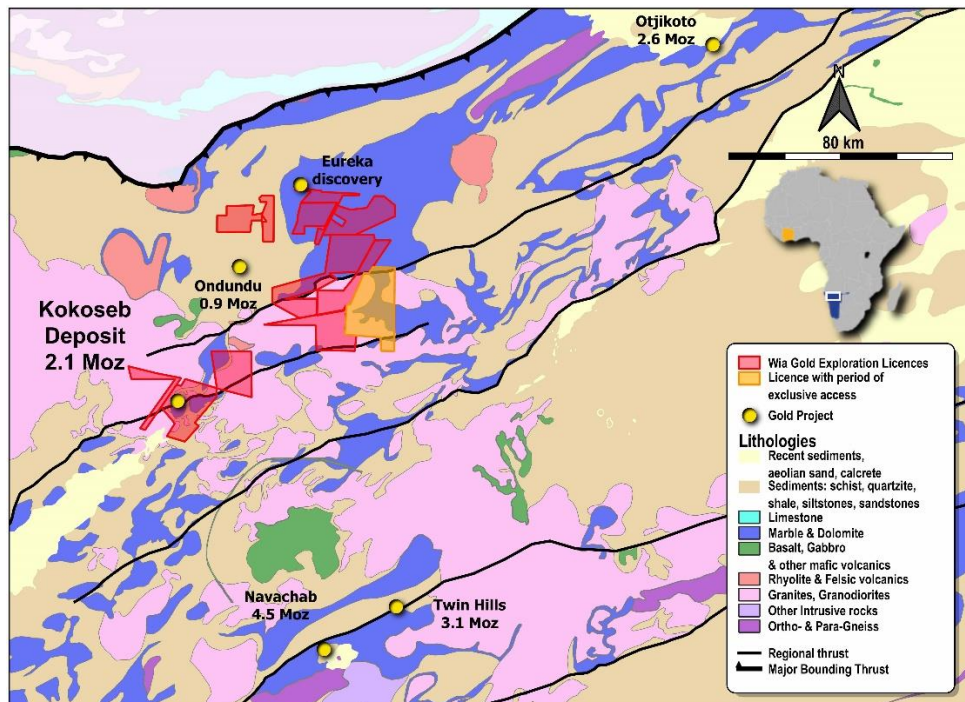
Bobby Morse / George Pope  
Burson Buchanan  
+44 20 7466 5000  
[wia@buchanancomms.co.uk](mailto:wia@buchanancomms.co.uk)

Cut-off Au g/t	Tonnes (Mt)	Au g/t	Au Moz
0.20	130	0.69	2.88
0.25	115	0.75	2.77
0.30	100	0.80	2.57
0.40	83	0.91	2.43
0.50	66	1.0	2.12
0.60	53	1.2	2.04
0.80	34	1.4	1.53
1.00	23	1.7	1.26

Table 1 – Kokoseb Inferred Mineral Resource estimates for selected cut-off grades announced to ASX on 16 April 2024. The estimates in this table are rounded to reflect their precision. They are based on drilling data available at 4 April 2024.

### About Wia’s Namibia Projects

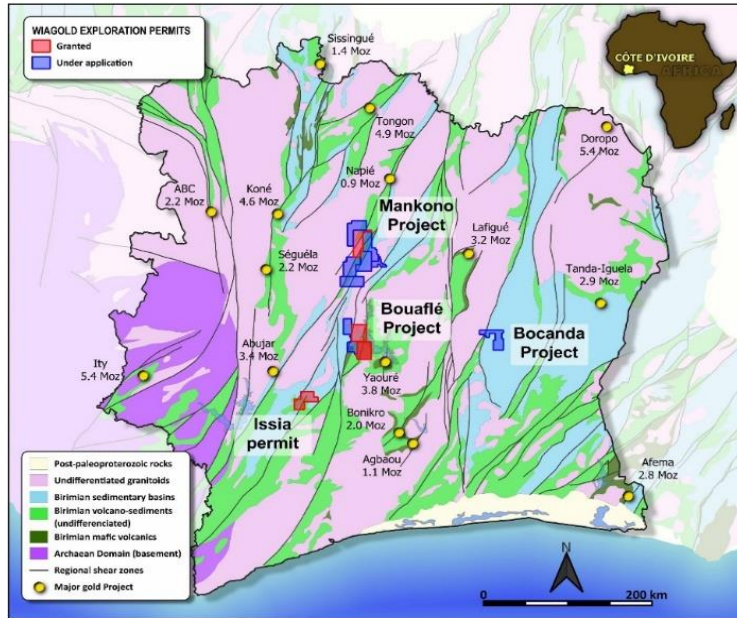
Since 2018 the Company has successfully consolidated a very large land position on the Damara belt in central Namibia (the **Damaran Project**). The Damaran Project, which hosts the Kokoseb Deposit, covers a total area of over 2,000km<sup>2</sup> held under joint venture with the state-owned mining company, Epangelo.



Location of Wia’s Kokoseb Gold Project

### About Wia’s Côte d’Ivoire Projects

The Company currently holds four granted permits in the Country – Mankono Ouest, Bouaflé Sud, Bouaflé Nord and Issia – one permit under renewal process – Bocanda Nord – and eight permits under application. The total land package (including the permit applications) represents over 4,000 km<sup>2</sup>.



Location of Wia’s Côte d’Ivoire Projects

## Appendix 5B

### Mining exploration entity or oil and gas exploration entity quarterly cash flow report

Name of entity

Wia Gold Limited

ABN

41 141 940 230

Quarter ended ("current quarter")

31 March 2025

<b>Consolidated statement of cash flows</b>	<b>Current quarter \$A'000</b>	<b>Year to date (9 months) \$A'000</b>
<b>1. Cash flows from operating activities</b>		
1.1 Receipts from customers	-	-
1.2 Payments for		
(a) exploration & evaluation	-	-
(b) development	-	-
(c) production	-	-
(d) staff costs	(151)	(362)
(e) administration and corporate costs	(100)	(544)
1.3 Dividends received (see note 3)	-	-
1.4 Interest received	326	534
1.5 Interest and other costs of finance paid	-	-
1.6 Income taxes paid	-	-
1.7 Government grants and tax incentives	-	-
1.8 Other (provide details if material)	-	-
<b>1.9 Net cash from / (used in) operating activities</b>	<b>75</b>	<b>(372)</b>

<b>2. Cash flows from investing activities</b>		
2.1 Payments to acquire or for:		
(a) entities	-	-
(b) tenements	-	-
(c) property, plant and equipment	(19)	(147)
(d) exploration & evaluation	(4,358)	(10,567)
(e) investments	-	-
(f) other non-current assets	-	-

## Mining exploration entity or oil and gas exploration entity quarterly cash flow report

Consolidated statement of cash flows		Current quarter \$A'000	Year to date (9 months) \$A'000
2.2	Proceeds from the disposal of:		
	(a) entities	-	-
	(b) tenements	-	-
	(c) property, plant and equipment	-	-
	(d) investments	-	-
	(e) other non-current assets	-	-
2.3	Cash flows from loans to other entities	-	-
2.4	Dividends received (see note 3)	-	-
2.5	Other (provide details if material)	-	-
<b>2.6</b>	<b>Net cash from / (used in) investing activities</b>	<b>(4,377)</b>	<b>(10,714)</b>

<b>3.</b>	<b>Cash flows from financing activities</b>		
3.1	Proceeds from issues of equity securities (excluding convertible debt securities)	1,105	31,741
3.2	Proceeds from issue of convertible debt securities	-	-
3.3	Proceeds from exercise of options	-	-
3.4	Transaction costs related to issues of equity securities or convertible debt securities	(85)	(2,083)
3.5	Proceeds from borrowings	-	-
3.6	Repayment of borrowings	-	-
3.7	Transaction costs related to loans and borrowings	-	-
3.8	Dividends paid	-	-
3.9	Other (provide details if material)	-	-
<b>3.10</b>	<b>Net cash from / (used in) financing activities</b>	<b>1,020</b>	<b>29,658</b>

<b>4.</b>	<b>Net increase / (decrease) in cash and cash equivalents for the period</b>		
4.1	Cash and cash equivalents at beginning of period	37,090	15,178
4.2	Net cash from / (used in) operating activities (item 1.9 above)	75	(372)
4.3	Net cash from / (used in) investing activities (item 2.6 above)	(4,377)	(10,714)
4.4	Net cash from / (used in) financing activities (item 3.10 above)	1,020	29,658

## Mining exploration entity or oil and gas exploration entity quarterly cash flow report

<b>Consolidated statement of cash flows</b>		<b>Current quarter \$A'000</b>	<b>Year to date (9 months) \$A'000</b>
4.5	Effect of movement in exchange rates on cash held	34	92
<b>4.6</b>	<b>Cash and cash equivalents at end of period</b>	<b>33,842</b>	<b>33,842</b>

<b>5.</b>	<b>Reconciliation of cash and cash equivalents</b> at the end of the quarter (as shown in the consolidated statement of cash flows) to the related items in the accounts	<b>Current quarter \$A'000</b>	<b>Previous quarter \$A'000</b>
5.1	Bank balances	33,822	37,070
5.2	Call deposits	-	-
5.3	Bank overdrafts	-	-
5.4	Other (provide details)	20	20
<b>5.5</b>	<b>Cash and cash equivalents at end of quarter (should equal item 4.6 above)</b>	<b>33,842</b>	<b>37,090</b>

<b>6.</b>	<b>Payments to related parties of the entity and their associates</b>	<b>Current quarter \$A'000</b>
6.1	Aggregate amount of payments to related parties and their associates included in item 1	30
6.2	Aggregate amount of payments to related parties and their associates included in item 2	-

Fees, salaries and superannuation paid to Directors \$30k.

<b>7.</b>	<b>Financing facilities</b> <i>Note: the term 'facility' includes all forms of financing arrangements available to the entity. Add notes as necessary for an understanding of the sources of finance available to the entity.</i>	<b>Total facility amount at quarter end \$A'000</b>	<b>Amount drawn at quarter end \$A'000</b>
7.1	Loan facilities	-	-
7.2	Credit standby arrangements	-	-
7.3	Other (please specify)	-	-
7.4	<b>Total financing facilities</b>	-	-
7.5	<b>Unused financing facilities available at quarter end</b>		
7.6	Include in the box below a description of each facility above, including the lender, interest rate, maturity date and whether it is secured or unsecured. If any additional financing facilities have been entered into or are proposed to be entered into after quarter end, include a note providing details of those facilities as well.		

## Mining exploration entity or oil and gas exploration entity quarterly cash flow report

<b>8. Estimated cash available for future operating activities</b>	<b>\$A'000</b>
8.1 Net cash from / (used in) operating activities (item 1.9)	75
8.2 (Payments for exploration & evaluation classified as investing activities) (item 2.1(d))	(4,358)
8.3 Total relevant outgoings (item 8.1 + item 8.2)	(4,283)
8.4 Cash and cash equivalents at quarter end (item 4.6)	33,842
8.5 Unused finance facilities available at quarter end (item 7.5)	-
8.6 Total available funding (item 8.4 + item 8.5)	33,842
8.7 <b>Estimated quarters of funding available (item 8.6 divided by item 8.3)</b>	7.90
<i>Note: if the entity has reported positive relevant outgoings (ie a net cash inflow) in item 8.3, answer item 8.7 as "N/A". Otherwise, a figure for the estimated quarters of funding available must be included in item 8.7.</i>	
8.8 If item 8.7 is less than 2 quarters, please provide answers to the following questions:	
8.8.1 Does the entity expect that it will continue to have the current level of net operating cash flows for the time being and, if not, why not?	
Answer: N/A	
8.8.2 Has the entity taken any steps, or does it propose to take any steps, to raise further cash to fund its operations and, if so, what are those steps and how likely does it believe that they will be successful?	
Answer: N/A	
8.8.3 Does the entity expect to be able to continue its operations and to meet its business objectives and, if so, on what basis?	
Answer: N/A	
<i>Note: where item 8.7 is less than 2 quarters, all of questions 8.8.1, 8.8.2 and 8.8.3 above must be answered.</i>	

## Compliance statement

- 1 This statement has been prepared in accordance with accounting standards and policies which comply with Listing Rule 19.11A.
- 2 This statement gives a true and fair view of the matters disclosed.

Date: 28 April 2025

Authorised by: Scott Funston - CFO

## Notes

1. This quarterly cash flow report and the accompanying activity report provide a basis for informing the market about the entity's activities for the past quarter, how they have been financed and the effect this has had on its cash position. An

---

**Mining exploration entity or oil and gas exploration entity quarterly cash flow report**

---

entity that wishes to disclose additional information over and above the minimum required under the Listing Rules is encouraged to do so.

2. If this quarterly cash flow report has been prepared in accordance with Australian Accounting Standards, the definitions in, and provisions of, *AASB 6: Exploration for and Evaluation of Mineral Resources* and *AASB 107: Statement of Cash Flows* apply to this report. If this quarterly cash flow report has been prepared in accordance with other accounting standards agreed by ASX pursuant to Listing Rule 19.11A, the corresponding equivalent standards apply to this report.
3. Dividends received may be classified either as cash flows from operating activities or cash flows from investing activities, depending on the accounting policy of the entity.
4. If this report has been authorised for release to the market by your board of directors, you can insert here: "By the board". If it has been authorised for release to the market by a committee of your board of directors, you can insert here: "By the [name of board committee – eg Audit and Risk Committee]". If it has been authorised for release to the market by a disclosure committee, you can insert here: "By the Disclosure Committee".
5. If this report has been authorised for release to the market by your board of directors and you wish to hold yourself out as complying with recommendation 4.2 of the ASX Corporate Governance Council's *Corporate Governance Principles and Recommendations*, the board should have received a declaration from its CEO and CFO that, in their opinion, the financial records of the entity have been properly maintained, that this report complies with the appropriate accounting standards and gives a true and fair view of the cash flows of the entity, and that their opinion has been formed on the basis of a sound system of risk management and internal control which is operating effectively.