

29 April 2025

March 2025 Quarterly Activities Report

Highlights

- **Diamond drilling program at Murga demonstrates potential for high-grade scandium with some of the best laterite intercepts to date;**
 - **26.3m @ 248ppm Sc (380ppm Sc Oxide) from surface incl 6m @ 302ppm Sc (463ppm Sc Oxide)**
 - **5.90m @ 364ppm Sc (588ppm Sc Oxide) from surface**
 - **12.90m @ 224ppm Sc (344ppm Sc Oxide) from 11.3m**
- **Unusually anomalous scandium also intersected in underlying fresh pyroxenite rocks;**
 - **122.00m @ 94ppm Sc (144ppm Sc Oxide) from 28m in FI2679 incl 13.5m @ 114ppm Sc (175ppm Sc Oxide) at end of hole**
- **200 air core holes (6,457m) just completed at the high-grade Currajong Scandium Prospect with first assays due late April 2025 and remainder by early June 2025**
- **\$3.65M of additional funds raised through a well-supported share placement (\$2M) plus conversion and underwriting of \$0.02 (2 cent) Options (\$1.65M)**

Commenting on the Quarterly Activities report, Rimfire's Managing Director Mr. David Hutton said: *"Rimfire continues to actively explore for and build a project pipeline of critical minerals such as scandium - an extremely valuable metal.*

During the Quarter we achieved some of the best scandium grades to date from diamond drilling at Murga. We have just completed the Currajong air core drilling program and keenly await the receipt of first assay results in late April.

Significantly this work is taking place at a time when global supply of scandium is being threatened because of the recent Chinese restrictions on scandium exports. China is responsible for 67% of global primary scandium feed stocks and refines approximately 90% of scandium globally.

These export restrictions will be hard-felt in countries such as the USA which rely solely on scandium imports to meet their internal manufacturing and defence technology needs.

The Fifield Scandium District, in which Rimfire has one of the largest scandium – prospective landholdings, has real potential to be a long term, low risk, secure supplier of this highly valuable metal for the Western World".

MANAGEMENT

DAVID HUTTON
Managing Director / CEO

DR PETER CROWHURST
Exploration Manager

GREG KEANE
Chief Financial Officer and
Alternative Director for Ian
McCubbing

BOARD

IAN MCCUBBING
Chairman

ANDREW KNOX
Non-Executive Director

STEFAN ROSS
Company Secretary

REGISTERED OFFICE

L4, 96–100 Albert Road
SOUTH MELBOURNE
VICTORIA 3205

CONTACT DETAILS

DAVID HUTTON
+ 61 417 974 843

GREG KEANE
+ 61 497 805 918

rimfire@rimfire.com.au

www.rimfire.com.au

ABN: 59 006 911 744

ASX: RIM

Operational Summary

Rimfire Pacific Mining (**ASX: RIM**, “Rimfire” or the “Company”) is an ASX-listed Critical Minerals exploration company which is advancing projects within the Fifield (“FI”) and Broken Hill (“BH”) districts of New South Wales (*Figure 1*).

Building a critical mass of scandium within the Fifield Scandium District remains the Company’s primary strategic focus.

During the March 2025 Quarter (the “Quarter”), the Company received the assay results for two diamond holes drilled as the first ever diamond drill test of the Murga Exploration Target.

Both holes successfully intersected some of the best laterite - hosted scandium grades seen to date at Murga as well as encountering unusually high levels of scandium enrichment within underlying fresh pyroxenite (scandium source rocks).

Immediately following the end of the Quarter, Rimfire completed a 200-hole (6,457 metres) air core drilling program at the Currajong Scandium Prospect which represents a new high-grade scandium opportunity for Rimfire and its shareholders. Drillholes have intersected a range of weathered rock types including ultramafic rocks such as pyroxenite that are known from Rimfire’s work throughout the broader Fifield Scandium District to be an important primary scandium source rock.

The significance of these geological observations will be confirmed once the Company receives final assay results, which at the time of writing, were awaited.

The Company also commenced land access negotiations to facilitate air core drilling of selected magnetic targets potentially indicative of pyroxenite (scandium) source rocks at the new Rabbit Trap Scandium Project which lies 50 kilometres north of Fifield.

Separately the Company has commenced a review of historic airborne electromagnetic (VTEM) data over the Broken Hill Base Metal Project to generate new base metal drill targets in addition to the known cobalt sulphide occurrences. The VTEM data was acquired by a previous tenement operator and was never fully assessed at the time.

Looking ahead to the June 2025 Quarter Rimfire will receive the first assay results from the Currajong air core drilling program by late April 2025 with the remainder of assay results expected by early June 2025.

If successful, the results of the drilling will underpin the estimate of a maiden mineral resource for the prospect.

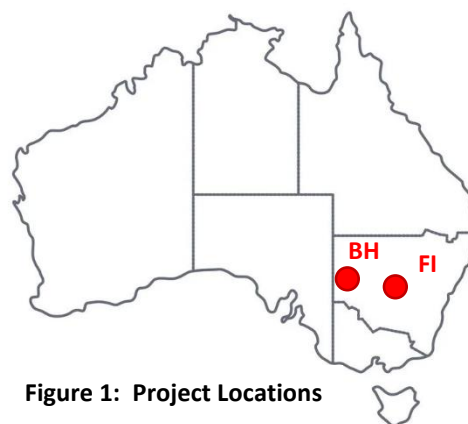


Figure 1: Project Locations

Operational Review – Scandium projects

Murga Diamond Drilling

Diamond drilling undertaken by the Company during the previous Quarter has intersected unusually anomalous scandium in pyroxenite rocks underlying shallow laterite - hosted scandium mineralisation at the Murga Exploration Target, which is located approximately 70 km NW of Parkes at Fifield in central NSW (*Figure 1*).

At Murga, scandium occurs within a strongly weathered laterite horizon overlying magnetic ultramafic (pyroxenite) intrusive rocks of the Silurian-age **Murga Intrusive Complex** interpreted to be part of a large scale arcuate shaped mafic – ultramafic intrusive complex that has a surface area of approximately 20km² (*Figure 2*).

The drilling represents the **first ever** diamond drilling program undertaken at the Murga Exploration Target with two diamond holes (*FI2678 and FI2679 - 298.7m metres*) drilled to test two separate and previously untested magnetic anomalies underlying shallow laterite – hosted scandium mineralisation within the central and southern portions of Murga.

Both holes successfully intersected some of the best laterite - hosted scandium grades underlain by scandium - anomalous pyroxenite rocks with multiple intercepts returned (*see Rimfire ASX Announcement dated 28 March 2025*), i.e.;

- 26.3m @ 248ppm Sc (380ppm Sc Oxide) from surface in FI2679 **including 6m @ 302ppm Sc (463ppm Sc Oxide) from 16 metres** [laterite]
- 122.00m @ 94ppm Sc (144ppm Sc Oxide) from 28 metres in FI2679 **including 13.5m @ 114ppm Sc (175ppm Sc Oxide) from 137 metres** [fresh pyroxenite – hole ended in strongly anomalous scandium]
- 5.90m @ 364ppm Sc (588ppm Sc Oxide) from surface in FI2678 [laterite],
- 4.50m @ 194ppm Sc (298ppm Sc Oxide) from 6.2 metres in FI2678 [laterite]
- 12.90m @ 224ppm Sc (344ppm Sc Oxide) from 11.3 metres in FI2678 [laterite], and
- 118.00m @ 62ppm Sc (96ppm Sc Oxide) from 30 metres in FI2678 [fresh pyroxenite].

Note: Sc oxide is calculated using a conversion factor of 1.5338, i.e. Sc grade x 1.5338 equals the Sc Oxide grade.

Significance of the latest drilling results

The laterite intercepts in both diamond holes independently verify scandium drill intercepts previously obtained by Rimfire in adjacent air core holes (*see Rimfire ASX Announcement dated 16 December 2024*), i.e.;

- FI2678 was drilled adjacent to air core hole - FI2618 (5m @ 317ppm Sc [486ppm Sc Oxide] from surface) and FI2619 (23m @ 223ppm Sc [342ppm Sc Oxide] from 1 metre),
- FI2679 was drilled adjacent to air core hole - FI2434 (27m @ 188ppm Sc [288ppm Sc Oxide] from surface **including 12m @ 224ppm Sc [344ppm Sc Oxide]**).

For personal use only

Verification of the air core intercepts using a different drilling method is a critical input for the resource estimation process.

Shallow scandium mineralisation occurs within weathered saprolite and laterite that has developed primarily over underlying scandium - enriched pyroxenite rocks. Given this close spatial affinity there is little doubt that the pyroxenite rocks represent the primary source of scandium at Murga.

Geological logging and downhole magnetic susceptibility measurements have confirmed that the magnetic anomalies at Murga represent pyroxenite rock types. Given their importance as scandium source rocks, this latest observation validates the use of magnetic data to “map” new pyroxenite occurrences [and generate new scandium targets] throughout the area.

Lastly, the level of scandium enrichment in the pyroxenite at the bottom of drill hole FI2679 appears to be unusually high.

FI2679 intersected 122.00m @ 94ppm Sc (144ppm Sc Oxide) from 28 metres in FI2679 **including 13.5m @ 114ppm Sc (175 Sc Oxide) from 137 metres** in fresh pyroxenite at the bottom of the hole. The intercept contained a maximum one metre value of 189ppm Sc (290ppm Sc Oxide).

By way of comparison, diamond drilling at Rimfire’s Melrose Scandium Deposit in 2023 also intersected an underlying pyroxenite, assaying of which returned lower levels of scandium anomalism - 62m @ 78ppm Sc (120ppm Sc Oxide) from 81 metres in FI2400 with a maximum one metre value of 100ppm Sc (150ppm Sc Oxide) (see *Rimfire ASX Announcement dated 6 December 2023*).

While both intercepts occur within pyroxenite, the potential significance of the scandium - enriched FI2679 intercept is still being investigated, with spectral scanning, check assaying, and XRD studies planned.

Depending on the outcome of these further studies, the FI2679 pyroxenite intercept may represent a new exploration opportunity at Murga and further deep drilling could be warranted, and Rimfire looks forward to providing further updates as further information becomes available.

Currajong Air Core Drilling

Immediately following the end of the Quarter, the Company completed an air core drilling program (200 holes / 6,457 metres) at its wholly - owned Currajong Scandium Prospect, which is located approximately 20 km south of the Murga Exploration Target at Fifield (*Figure 2*). Currajong represents a new high-grade scandium opportunity for Rimfire and its shareholders.

Holes were drilled in a regular grid pattern (25 - 50 metre centres) over the magnetic anomalies that define the 3-kilometre-long length of the scandium – prospective Currajong Ultramafic with the aim of confirming its prospectivity (*Figure 3*).

Drillholes have intersected a range of weathered rock types including pyroxenite that are known from Rimfire’s work throughout the broader Fifield district to be an important primary scandium source rock (see *Rimfire ASX Announcements dated 28 March, 2 April and 16 April 2025*).

The significance of the geological observations will be confirmed once the Company receives final assay results, with first assay results due late April 2025 with the remainder expected by early June 2025.

Currajong has not been specifically explored for scandium with historic exploration primarily focussed on nickel, cobalt and platinum and palladium, and Rimfire's drilling represents the first ever dedicated scandium drilling at the prospect,

At Currajong, scandium occurs within strongly weathered (lower saprolite) zones that are present along the strongly magnetic Currajong Ultramafic Belt.

Broad spaced historic drilling (with limited scandium assays) along the ultramafic has returned multiple high-grade drill intercepts (*See Rimfire ASX Announcement dated 4 February 2025 for drilling specifications and JORC Tables*);

- 32m @ 287ppm Sc (440ppm Sc Oxide) from 16 metres in FI0904 **including 8m @ 404ppm Sc (620ppm Sc Oxide) from 16 metres**
- 9m @ 176ppm Sc (269ppm Sc Oxide) from 18 metres in FI2243
- 12m @ 251ppm Sc (385ppm Sc Oxide) from 14 metres in FI2244 **including 3m @ 362ppm Sc (555ppm Sc Oxide) from 21 metres**
- 7m @ 213ppm Sc (327ppm Sc Oxide) from 14 metres in FI2258
- 9m @ 265ppm Sc (406ppm Sc Oxide) from 6 metres in FI2260 **including 5m @ 368ppm Sc (564ppm Sc Oxide) from 7 metres**
- 6m @ 227ppm Sc (348ppm Sc Oxide) from 9 metres in FI2279
- 16m @ 152ppm Sc (233ppm Sc Oxide) from 32 metres in AC03A08
- 42m @ 238ppm Sc (365ppm Sc Oxide) from 6 metres in AC03A49
- 4m @ 155ppm Sc (238ppm Sc Oxide) from 12 metres in FI0903
- 1m @ 173ppm Sc (265ppm Sc Oxide) from 26 metres in FI2246
- 3m @ 160ppm Sc (245ppm Sc Oxide) from 27 metres in FI2247

Note: Sc oxide is calculated using a conversion factor of 1.5338, i.e. Sc grade x 1.5338 equals the Sc Oxide grade.

The historic drilling has successfully identified a 1,000 x 300 metre zone of scandium at the southern end of the ultramafic that remains open along strike and laterally, as well as several isolated scandium intercepts along strike to the north that require follow up.

The drilling aims to expand the size of the southern scandium zone, determine the significance of northern drill intercepts, and determine the prospectivity of the remaining previously undrilled portions of the Currajong Ultramafic. If successful, the results of the drilling will enable the Company to estimate a maiden scandium Mineral Resource for the prospect.

For personal use only

Rabbit Trap Scandium Project

During the Quarter Rimfire commenced land access negotiations at Rabbit Trap to facilitate air core drilling over selected magnetic targets potentially indicative of pyroxenite (scandium) source rocks.

As previously outlined, in late 2024, Rimfire expanded its scandium exposure in central NSW following the execution of an Option to Purchase Agreement with Javelin Minerals Limited (JAV: ASX) for their Exploration Licence 8666 (*EL8666*). If Rimfire elects to exercise the Option to Purchase (by 30 April 2026 at the latest), then the exploration licence will become 100% - owned by Rimfire (see *Rimfire's ASX Announcement dated 31 October 2024*).

Rimfire has added to the Javelin tenement with a new Exploration Licence EL9478 which adjoins the northern and eastern margin of EL8666.

Combined the two exploration licences cover an area of 310km² and are collectively known as the "Rabbit Trap Scandium Project" because of their proximity to the well-known Rabbit Trap Hotel (*est. 1929*), located 50km north of Rimfire's Fifield scandium projects (*Figure 2*).

See *Rimfire's ASX Announcement dated 27 November 2024* for further details.

Next Steps - Scandium projects

Rimfire will receive the first assay results from the Currajong air core drilling program by late April 2025 with the balance of assay results expected by the end of May 2025.

If successful, the results of the drilling will underpin the estimate of a maiden mineral resource for the locality.

Operational Review – base metal projects

Other than the commencement of a review of historic airborne electromagnetic (VTEM) data over the Broken Hill Base Metal Project (*Figure 1*) to generate new base metal drill targets in addition to the known cobalt sulphide occurrences, no field work was undertaken during the Quarter on the Company's base metal projects, i.e. Broken Hill (cobalt, copper, silver, lead and zinc) and Cowal (copper and gold).

At Broken Hill, the VTEM data was acquired by a previous tenement operator and was never fully assessed at the time.

Next Steps – Cobalt and Copper projects

The Company will receive the results of the Broken Hill VTEM review and target generation exercise in early May 2025 following which next steps for the project will be determined.

Rimfire is considering a range of options to generate shareholder value from both the Broken Hill and Cowal Projects, including sole funding future exploration work, introducing an exploration partner or outright divestment.

Corporate Activities

\$3.65 million equity funding

During the Quarter, Rimfire raised \$2M through the issue of 80,000,000 (80M) fully paid ordinary shares at an issue price of \$0.025 (2.5 cents) per share (“Placement”) pursuant to Section 708 of the Corporations Act (Cth) (“Corporations Act”) and Directors of the company who participated in the placement (subject to shareholder approval).

The Placement was in addition to approximately \$1.65M in funding received from the recent exercise of \$0.02 (2 cent) options (“Options”) and associated underwriting for the unexercised portion of the Options (i.e. \$3.65M in total before costs from the Placement and Options).

The share placement was strongly supported by several new shareholders and by existing shareholders who elected to increase their shareholdings. (See *Rimfire ASX Announcement dated 12 March 2025*).

The issue price of the Placement shares represented a 16.7% discount to the closing share price of \$0.03 (3 cents) on 7 March 2025. In addition, 80,000,000 free attaching unlisted options were issued on a one (1) for one (1) basis, being one (1) free attaching unlisted option for every new share subscribed for and issued under the Placement with an exercise price of \$0.03 (3 cents) each, and an expiry date of 31 March 2027 (“Attaching Options”).

The Placement was undertaken in two tranches. Tranche 1 resulted in the issue of 72,000,000 fully paid ordinary shares and 89,650,000 (including 17,650,000 Broker Options) free attaching unlisted options, utilising the Company’s ASX Listing Rule 7.1 placement capacity.

Tranche 2, which is subject to shareholder approval, will result in the issue of a further 8,000,000 fully paid ordinary shares, and 8,000,000 free attaching unlisted options to Directors of the Company who have committed a combined amount of \$200,000 in the Placement.

The Company intends to hold a General Meeting on 30 May 2025 to seek approval of the issue of shares and free attaching options pursuant to Tranche 2 of the Placement. The new shares issued pursuant to the Placement will rank equally with the existing Rimfire fully paid ordinary shares quoted on the ASX.

Cash, Capital Structure, and Funding

At 31 March 2025, Rimfire had cash of \$3.3 million. Related party transactions of \$129K (section 6.1 and 6.2 of the March 2025 Quarter Appendix 5B) are payments for salary and statutory superannuation to David Hutton (MD and CEO), Greg Keane (CFO) and Non-Executive Director fees partially paid during the March 2025 Quarter.

Capital structure of the Company as at 31 March 2025;

- Ordinary Fully Paid Shares - 2,517,893,893
- Unquoted Options expiring with various dates and prices, issued to staff, consultants, and directors – 88,700,000
- Unquoted Options expiring 31 December 2025 @ \$0.05 (5 cents) – 15,266,665
- Unquoted Options expiring 31 March 2027 @ \$0.03 (3 cents) – 89,650,000

New project evaluation

The Company continues to evaluate new project opportunities primarily in the critical minerals space to complement and strengthen its existing project portfolio.

Fifield and Avondale Earn-ins Termination

As previously disclosed to ASX, GPR has commenced arbitrations against Rimfire regarding the validity of the termination of the Fifield Earn-in Agreement and the Avondale Earn-in Agreement. (See *Rimfire's ASX Announcements dated 17 October 2024, 29 October 2024, and 13 November 2024*).

At the time of writing, both parties have met various procedural milestones in the arbitration, and as per Rimfire's *ASX Announcement dated 11 March 2025*, the arbitrator has scheduled the arbitration hearing dates for 21, 22, 23, 26 and 27 May 2025.

Rimfire Tenement Schedule

Below is a listing of the exploration licences held by Rimfire at the 31st of March 2025.

Project	Location	Licence	Interest	Interest Acquired / Farmed in during Qtr.	Interest Reduced / Farmed out during Qtr.
Broken Hill	Broken Hill	EL5958	100%	-	-
		EL8572	100%	-	-
		EL8599	100%	-	-
		ELA6860	100%	-	-
Rabbit Trap	Albert	EL9749	100%	100%	-
		EL8666 ¹	Up to 100%	-	-
The Valley	Fifield	EL9748	100%	100%	-
		EL8542	100%	-	-
Cowal	Cowal	EL8401	100%	-	-
		EL8804	100%	-	-
		EL9397	100%	-	-
Fifield ²	Fifield	Porters Mount	100%	-	-
		EL8329	100%	-	-
Avondale ³	Fifield	EL8935	100%	-	-
		M(C)L305	100%	-	-
		EL6241	100%	-	-
		EL5565	100%	-	-
		EL7058	100%	-	-
		EL7959	100%	-	-
		EL8401	100%	-	-
EL8542	100%	-	-		
EL8543	100%	-	-		
EL8935	100%	-	-		

¹ Option to purchase 100% of Exploration Licence from Javelin Minerals

² Subject to termination of Fifield Project Earn-in Agreement

³ Subject to termination of Avondale Project Earn-in Agreement

For personal use only

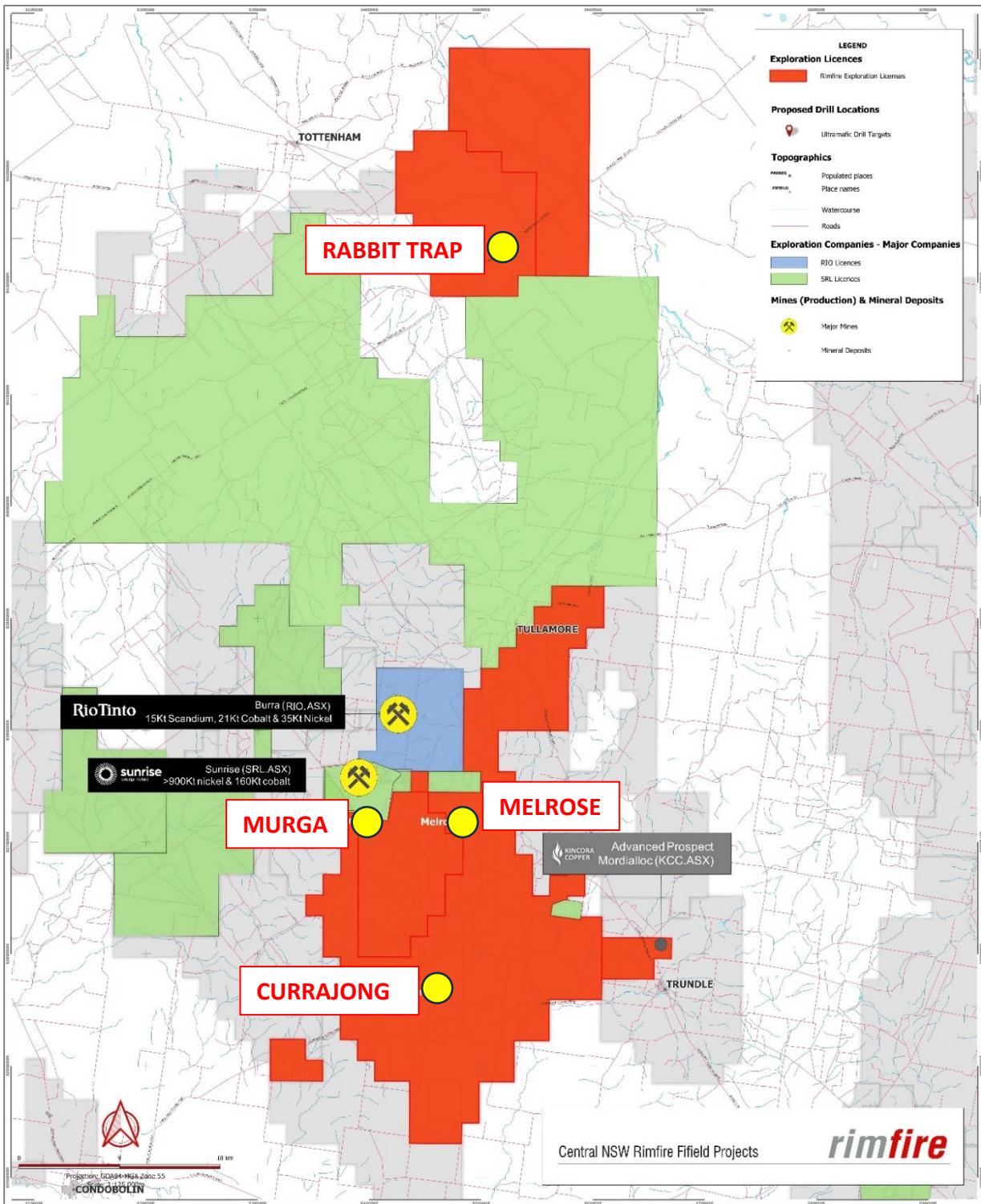


Figure 1: Fifield project locations showing Rimfire (red) and competitors (Rio Tinto – blue and Sunrise Energy Metals – green).

For personal use only

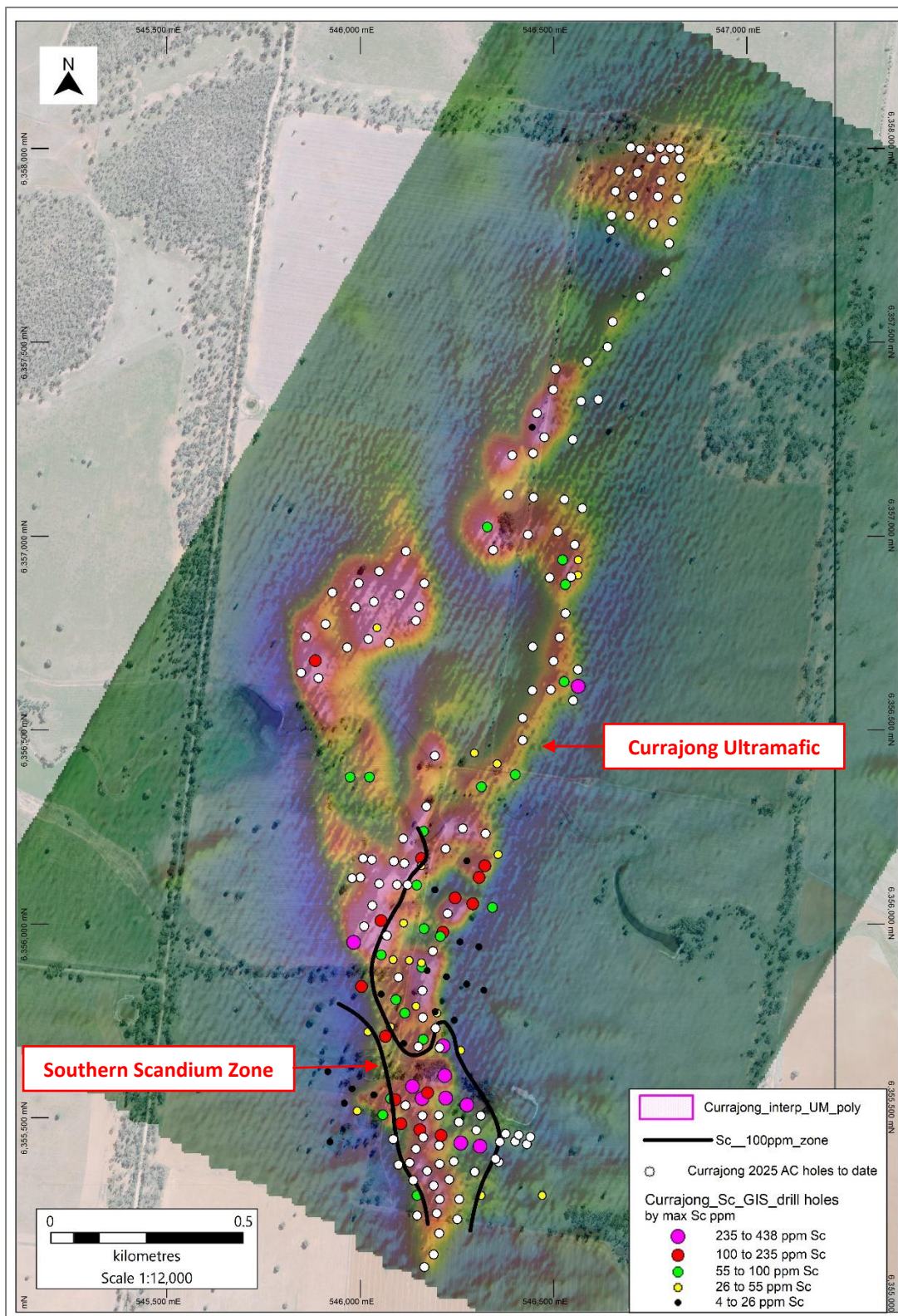


Figure 2: Currajong Prospect showing air core holes drilled to 16 April 2025 as part of current program (white dots) and existing holes that have been assayed for scandium (colour-coded by max downhole Sc value), +100ppm Sc zone (black outline), VD RTP magnetic image and aerial photography.

ENDS

This announcement is authorised for release to the market by the Board of Directors of Rimfire Pacific Mining Limited.

For further information please contact:

David Hutton
Managing Director / CEO
Ph: +61 417 974 843

Greg Keane
CFO / Alt. Director for Ian McCubbing
Ph: +61 497 805 918

Competent Persons Declaration

The information in the report to which this statement is attached that relates to Exploration and Resource Results is based on information reviewed and/or compiled by David Hutton who is deemed to be a Competent Person and is a Fellow of The Australasian Institute of Mining and Metallurgy.

Mr Hutton has over 30 years' experience in the minerals industry and is the Managing Director and CEO of Rimfire Pacific Mining. Mr Hutton has sufficient experience that is relevant to the style of mineralisation and type of deposits under consideration and to the activity being undertaken to qualify as a Competent Person as defined in the 2012 Edition of the 'Australasian Code for Reporting of Exploration Results, Mineral Resources and Ore Reserves'.

Mr Hutton consents to the inclusion of the matters based on the information in the form and context in which it appears.

Forward looking statements Disclaimer

This document contains "forward looking statements" as defined or implied in common law and within the meaning of the Corporations Law. Such forward looking statements may include, without limitation, (1) estimates of future capital expenditure; (2) estimates of future cash costs; (3) statements regarding future exploration results and goals.

Where the Company or any of its officers or Directors or representatives expresses an expectation or belief as to future events or results, such expectation or belief is expressed in good faith and the Company or its officers or Directors or representatives, believe to have a reasonable basis for implying such an expectation or belief.

However, forward looking statements are subject to risks, uncertainties, and other factors, which could cause actual results to differ materially from future results expressed, projected, or implied by such forward looking statements. Such risks include, but are not limited to, commodity price fluctuation, currency fluctuation, political and operational risks, governmental regulations and judicial outcomes, financial markets, and availability of key personnel. The Company does not undertake any obligation to publicly release revisions to any "forward looking statement".

For personal use only

Appendix 5B

Mining exploration entity or oil and gas exploration entity quarterly cash flow report

Name of entity

Rimfire Pacific Mining Limited

ABN

59 006 911 744

Quarter ended ("current quarter")

31 March 2025

Consolidated statement of cash flows		Current quarter \$A'000	Year to date (9 months) \$A'000
1.	Cash flows from operating activities		
1.1	Receipts from customers	-	-
1.2	Payments for		
	(a) exploration & evaluation	-	-
	(b) development	-	-
	(c) production	-	-
	(d) staff costs	(137)	(349)
	(e) administration and corporate costs	(316)	(1,141)
1.3	Dividends received (see note 3)	-	-
1.4	Interest received	2	8
1.5	Interest and other costs of finance paid	-	-
1.6	Income taxes paid	-	-
1.7	Government grants and tax incentives	-	-
1.8	Other (GST Received)	107	187
	Other (Earn-In Administration Fee, transfer of funds from Earn-in Account for payment of Earn-in area expenditure)	-	315
1.9	Net cash from / (used in) operating activities	(344)	(980)
2.	Cash flows from investing activities		
2.1	Payments to acquire or for:		
	(a) entities	-	-
	(b) tenements	(30)	(60)
	(c) property, plant and equipment	-	(15)
	(d) exploration & evaluation	(294)	(1,527)
	(e) investments	-	-
	(f) other non-current assets	-	-

Mining exploration entity or oil and gas exploration entity quarterly cash flow report

Consolidated statement of cash flows		Current quarter \$A'000	Year to date (9 months) \$A'000
2.2	Proceeds from the disposal of:		
	(a) entities	-	-
	(b) tenements	-	-
	(c) property, plant and equipment	-	-
	(d) investments	-	-
	(e) other non-current assets	-	-
2.3	Cash flows from loans to other entities	-	-
2.4	Dividends received (see note 3)	-	-
2.5	Other (provide details if material)	-	-
2.6	Net cash from / (used in) investing activities	(324)	(1,602)
3.	Cash flows from financing activities		
3.1	Proceeds from issues of equity securities (excluding convertible debt securities)	1,683	2,828
3.2	Proceeds from issue of convertible debt securities	-	-
3.3	Proceeds from exercise of options	1,647	2,867
3.4	Transaction costs related to issues of equity securities or convertible debt securities	(5)	(13)
3.5	Proceeds from borrowings	-	-
3.6	Repayment of borrowings	-	-
3.7	Transaction costs related to loans and borrowings	-	-
3.8	Dividends paid	-	-
3.9	Other (Lease Liabilities)	-	-
3.10	Net cash from / (used in) financing activities	3,325	5,682
4.	Net increase / (decrease) in cash and cash equivalents for the period		
4.1	Cash and cash equivalents at beginning of period	631	188
4.2	Net cash from / (used in) operating activities (item 1.9 above)	(344)	(980)
4.3	Net cash from / (used in) investing activities (item 2.6 above)	(324)	(1,602)
4.4	Net cash from / (used in) financing activities (item 3.10 above)	3,325	5,682

Mining exploration entity or oil and gas exploration entity quarterly cash flow report

Consolidated statement of cash flows		Current quarter \$A'000	Year to date (9 months) \$A'000
4.5	Effect of movement in exchange rates on cash held	-	-
4.6	Cash and cash equivalents at end of period*	3,288	3,288

5. Reconciliation of cash and cash equivalents at the end of the quarter (as shown in the consolidated statement of cash flows) to the related items in the accounts		Current quarter \$A'000	Previous quarter \$A'000
5.1	Bank balances	3,288	631
5.2	Call deposits	-	-
5.3	Bank overdrafts	-	-
5.4	Other (provide details)	-	-
5.5	Cash and cash equivalents at end of quarter (should equal item 4.6 above) *	3,288	631

6. Payments to related parties of the entity and their associates

6.1	Aggregate amount of payments to related parties and their associates included in item 1	123
6.2	Aggregate amount of payments to related parties and their associates included in item 2	6

**Current quarter
\$A'000**

Note: if any amounts are shown in items 6.1 or 6.2, your quarterly activity report must include a description of, and an explanation for, such payments

Mining exploration entity or oil and gas exploration entity quarterly cash flow report

7. Financing facilities

Note: the term "facility" includes all forms of financing arrangements available to the entity.

Add notes as necessary for an understanding of the sources of finance available to the entity.

	Total facility amount at quarter end \$A'000	Amount drawn at quarter end \$A'000
7.1 Loan facilities	-	-
7.2 Credit standby arrangements	-	-
7.3 Other (please specify)	-	-
7.4 Total financing facilities	-	-

7.5 **Unused financing facilities available at quarter end**

-

7.6 Include in the box below a description of each facility above, including the lender, interest rate, maturity date and whether it is secured or unsecured. If any additional financing facilities have been entered into or are proposed to be entered into after quarter end, include a note providing details of those facilities as well.

Not Applicable

8. Estimated cash available for future operating activities **\$A'000**

8.1 Net cash from / (used in) operating activities (item 1.9)	(344)
8.2 (Payments for exploration & evaluation (classified as investing activities) (item 2.1(d))	(294)
8.3 Total relevant outgoings (item 8.1 + item 8.2)	(638)
8.4 Cash and cash equivalents at quarter end (item 4.6)	3,288
8.5 Unused finance facilities available at quarter end (item 7.5)	-
8.6 Total available funding (item 8.4 + item 8.5)	3,288
8.7 Estimated quarters of funding available (item 8.6 divided by item 8.3)	5.15

Note: if the entity has reported positive relevant outgoings (ie a net cash inflow) in item 8.3, answer item 8.7 as "N/A". Otherwise, a figure for the estimated quarters of funding available must be included in item 8.7.

8.8 If item 8.7 is less than 2 quarters, please provide answers to the following questions:

8.8.1 Does the entity expect that it will continue to have the current level of net operating cash flows for the time being and, if not, why not?

N/A

8.8.2 Has the entity taken any steps, or does it propose to take any steps, to raise further cash to fund its operations and, if so, what are those steps and how likely does it believe that they will be successful?

N/A

8.8.3 Does the entity expect to be able to continue its operations and to meet its business objectives and, if so, on what basis?

N/A

Note: where item 8.7 is less than 2 quarters, all of questions 8.8.1, 8.8.2 and 8.8.3 above must be answered.

For personal use only

Compliance statement

- 1 This statement has been prepared in accordance with accounting standards and policies which comply with Listing Rule 19.11A.
- 2 This statement gives a true and fair view of the matters disclosed.

Date: 29 April 2025.....

Authorised by: The Board.....
(Name of body or officer authorising release – see note 4)

Notes

1. This quarterly cash flow report and the accompanying activity report provide a basis for informing the market about the entity's activities for the past quarter, how they have been financed and the effect this has had on its cash position. An entity that wishes to disclose additional information over and above the minimum required under the Listing Rules is encouraged to do so.
2. If this quarterly cash flow report has been prepared in accordance with Australian Accounting Standards, the definitions in, and provisions of, *AASB 6: Exploration for and Evaluation of Mineral Resources* and *AASB 107: Statement of Cash Flows* apply to this report. If this quarterly cash flow report has been prepared in accordance with other accounting standards agreed by ASX pursuant to Listing Rule 19.11A, the corresponding equivalent standards apply to this report.
3. Dividends received may be classified either as cash flows from operating activities or cash flows from investing activities, depending on the accounting policy of the entity.
4. If this report has been authorised for release to the market by your board of directors, you can insert here: "By the board". If it has been authorised for release to the market by a committee of your board of directors, you can insert here: "By the [name of board committee – eg Audit and Risk Committee]". If it has been authorised for release to the market by a disclosure committee, you can insert here: "By the Disclosure Committee".
5. If this report has been authorised for release to the market by your board of directors and you wish to hold yourself out as complying with recommendation 4.2 of the ASX Corporate Governance Council's *Corporate Governance Principles and Recommendations*, the board should have received a declaration from its CEO and CFO that, in their opinion, the financial records of the entity have been properly maintained, that this report complies with the appropriate accounting standards and gives a true and fair view of the cash flows of the entity, and that their opinion has been formed on the basis of a sound system of risk management and internal control which is operating effectively.