

**QUARTERLY ACTIVITIES REPORT**

QUARTER ENDED 31 MARCH 2025

**HIGHLIGHTS**

- Murchison ground position expanded to 1,600km<sup>2</sup> with E79 Gold Mines (ASX:E79) farm-in/JV agreement adjacent to existing 100% owned Pharos Project
- Scorpion now has largest landholding along the Dalgara-Big Bell shear corridor which remains largely untested by exploration
- Prime position in gold exploration hotspot: significant recent exploration success at Spartan Resources (ASX: SPR) Dalgara Project and Caprice Resources (ASX: CRS) Island Gold Project
- RC drilling contractor secured and drilling to commence imminently at multiple historic high-grade targets at *Cap Lamp, Lantern and Candle*
- Scorpion continues to assess options to unlock value from Mt Mulcahy Copper asset in Western Australia
- Funds raised of \$1.75M (before costs) during quarter to advance drilling of high priority targets, plus drill-for-equity of \$200k confirmed with drilling contractor
- Appointment of capital markets executive Peter Koller during the quarter

Scorpion Minerals Limited (ASX:SCN) (**Scorpion, SCN or the Company**) is pleased to present its Quarterly Activities Report for the period ending 31 March 2025.

**Management Commentary**

**Commenting on the March quarter, CEO Michael Fotios said:** "A very productive quarter for the business, highlighted by the significant expansion of our landholding in the Murchison and the securing of \$1.7M via a strategic placement.

*Importantly, Scorpion has now locked away the largest landholding along the Dalgara-Big Bell shear corridor, one of the most sought-after gold exploration and development addresses in Australia. With funding also secured during the quarter, Scorpion is now ready to accelerate exploration in the Murchison, starting with the commencement of drilling at several key targets in early May. Supported by a strengthening gold environment, we plan to have a steady pipeline of drilling and results to be reported over the next 6 months."*



SCORPION  
MINERALS LTD

**BOARD OF DIRECTORS**

Mr Michael Kitney  
*Non-Executive Chairman*

Ms Kate Stoney  
*Executive Director -  
Finance, Joint Company  
Secretary*

Mr Peter Koller  
*Non-Executive Director*

**MANAGEMENT**

Mr Michael Fotios  
*Chief Executive Officer*

Mr Josh Merriman  
*Joint Company Secretary*

**SCORPION MINERALS  
LIMITED**

ABN 40 115 535 030  
Level 2, 50 Kings Park Rd  
West Perth WA 6005

T: +61 8 6241 1877

F: +61 8 6241 1811

[www.scorpionminerals.com.au](http://www.scorpionminerals.com.au)

## **Exploration & Development Portfolio Summary**

### **Pharos Project, WA (SCN: 100%)**

The Pharos Project is 100% owned by Scorpion and covers an area of 924km<sup>2</sup> located 60km northwest of Cue in the Murchison Mineral Field, Western Australia. The project is prospective for gold, lithium, PGE-Ni-Cu, iron ore and VMS hosted Cu-Zn-Ag Au mineralisation.

During the March quarter, Scorpion's technical team continued to refine high-grade gold targets for drilling along the Dalgara-Big Bell shear corridor (DBBS) within the Pharos Project. In addition, the Company also finalised preparations for the commencement of drilling and significantly expanded its holding in the region by entering into a farm-in/JV agreement to expand the total area of the project to 1,600km<sup>2</sup>.

#### **Strategic Jungar Flats JV Expands Murchison Gold Footprint**

During the quarter, the Company entered into a binding farm-in and joint venture heads of agreement ("Heads of Agreement") with a wholly owned subsidiary of E79 Gold Mines Ltd ("E79") to acquire a majority stake in the Jungar Flats Gold Project (ASX release 14 February 2025). The Heads of Agreement provides for Scorpion to earn up to a 70% interest in the project by expending \$3 million over a 5-year period including cash consideration and expenditure milestones.

Scorpion's Pharos project covers an area of about 900km<sup>2</sup> adjacent to the Dalgara-Big Bell Shear Corridor in the prolific Murchison Gold Province of Western Australia. E79's Jungar Flats project covers an area of about 700km<sup>2</sup> and abuts Pharos to the east for a total holding of 1,600km<sup>2</sup>.

The JV agreement creates a cohesive project that is the largest holding in the region straddling a strike of about 60km along the DBBS corridor and prospective NW trending splays (refer Figure 1). The main DBBS corridor remains untested and to the south hosts the Big Bell gold mine (Westgold) and is adjacent to the recent Never-Never and Pepper high-grade gold discoveries at Dalgara (Spartan). The area is primarily prospective for gold, however potential also exists for copper and lithium mineralisation (refer Figure 2).

#### **Geological setting and recent significant discoveries**

The Pharos tenements cover the stratigraphic sequence to the west of and adjacent to the Dalgara-Big Bell shear corridor host to the Big Bell deposit and immediately adjacent to the recent Never Never discovery at Dalgara (refer Figure 1). Systematic exploration has not been undertaken historically where the NNW trending splays off the Big Bell shear intersect prospective lithologies. Previous explorers have noted repeated observation of sericite-chlorite-carbonate alteration and pyrite-arsenopyrite mineralisation associated with gold mineralisation, which the company believes indicative of large Archean gold hydrothermal systems.

#### **Pharos Gold Targets**

The tenements at Pharos are considered prospective for several gold mineralisation types including:

1. *Shear zone hosted lode style mineralisation hosted in mafic, ultramafic and felsic volcanics*
2. *Banded Iron hosted "Hill 50" style replacement deposits*
3. *High grade quartz vein "Day Dawn" style mineralisation hosted within dolerite and basalt*
4. *Felsic porphyry hosted quartz stockwork and ladder vein mineralisation*

Gold exploration by prior tenement holders at the Pharos tenements has been unsystematic, with multiple soil anomalies and rock chip targets requiring follow-up sampling and RC drill testing. Location of historic drill holes (refer Figure 2) was constrained by historic heritage clearance along limited access tracks. Follow-up drilling will test existing targets where access has been simplified by completed heritage surveys covering a larger contiguous area. Further heritage clearances will be completed where necessary.

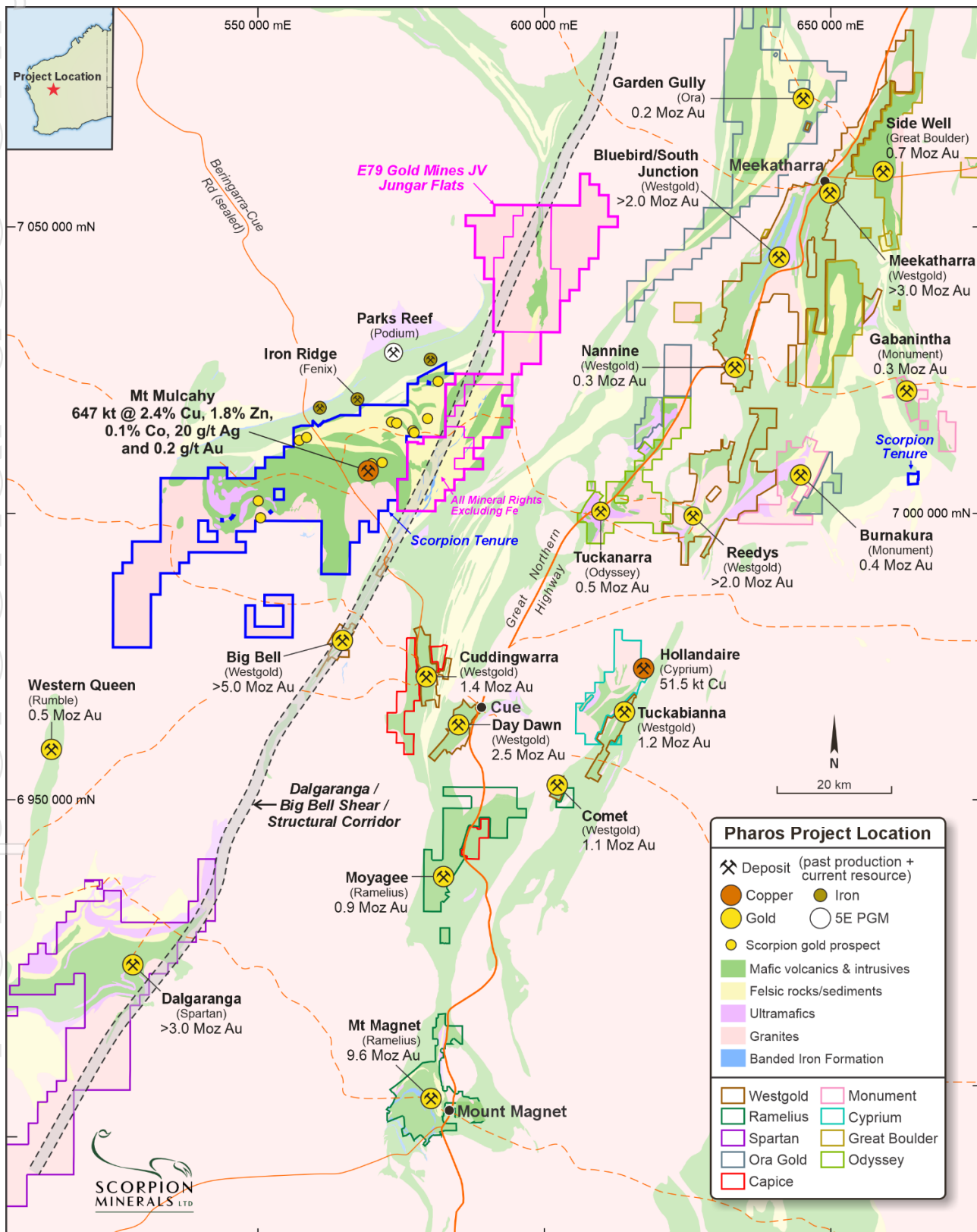


Figure 1: SCN's Pharos and Jungar Flats Projects with existing major deposits and neighbouring tenures

For personal use only

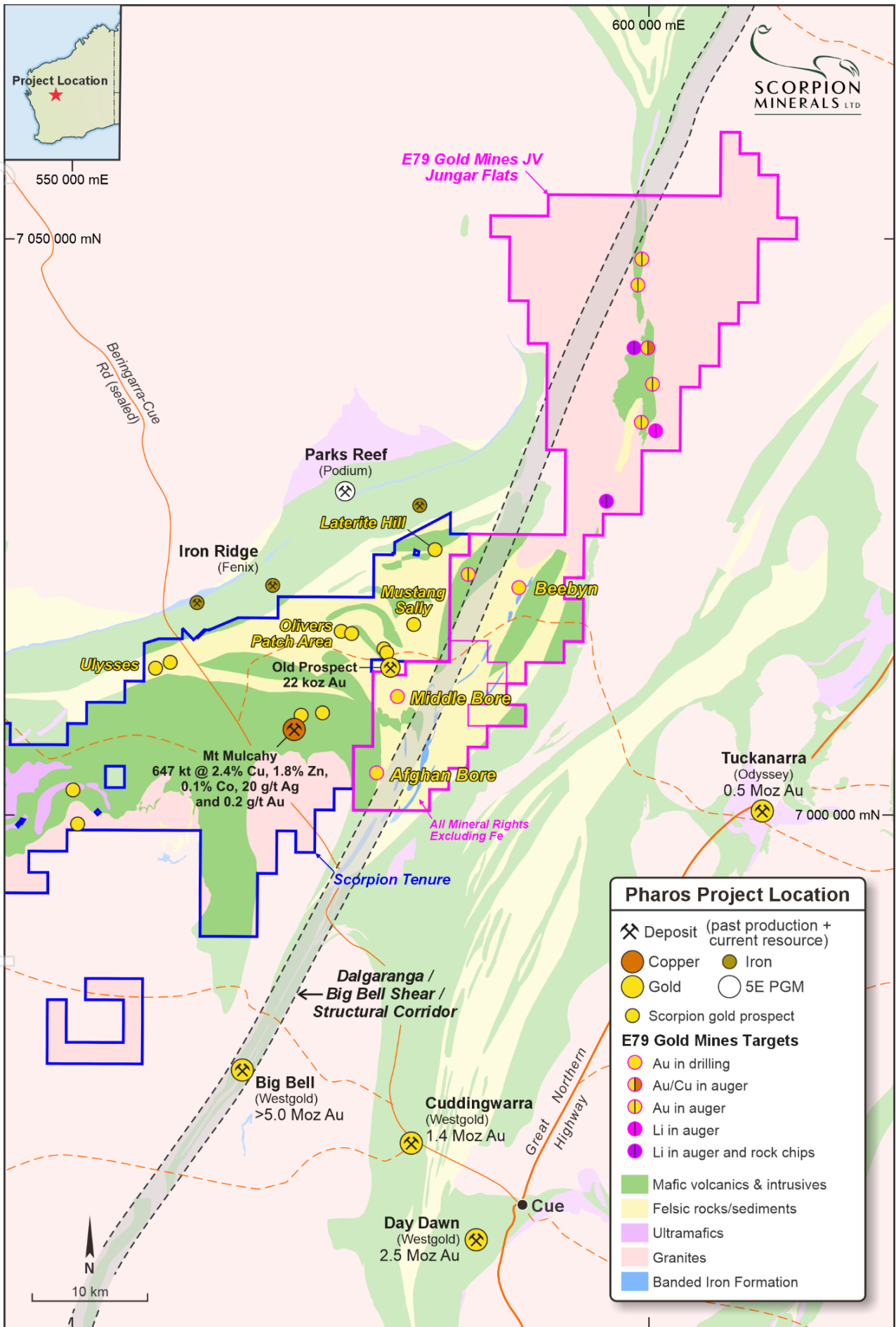


Figure 2: Pharos and Jungar Flats projects with regional geology and existing gold targets highlighted

## **Mt Mulcahy Copper Prospect, WA (SCN: 100%)**

During the quarter, the Company continued to assess various options to unlock the value of the Mt Mulcahy Copper prospect within the Company's 100% owned Pharos Project in WA.

Scorpion continues to work through multiple options to progress Mt Mulcahy in a strengthening copper market, with plans to recommence field work. Further details on the Mt Mulcahy strategy will be provided in the near-term.

### ***Mt Mulcahy summary – strategic copper asset in a prime location***

An existing copper resource has been defined within the South Limb Pod zone of **647,000 tonnes @ 2.4% copper, 1.8% zinc, 0.1% cobalt and 20g/t Ag** (refer Table 1). The review has highlighted the potential scale of the copper-rich Volcanogenic Massive Sulphide (VMS) horizon which extends over 13.5km long and remains open along strike. Multiple untested VTEM conductors have been located within the VMS horizon corridor to a depth of only 300m, with the horizon below this depth untested.

Previous exploration completed by Scorpion and others prior to 2014 included, geological mapping, soil geochemistry, air magnetics, airborne VTEM survey (effective to about 300 metres depth only), percussion drilling (open hole and reverse circulation), diamond drilling and resource modelling/estimation.

A total of 85 holes have been completed for 10,304m from surveyed access to test South Limb Pod and West Copper (2 holes). Historic shallow percussion drilling has only tested to a maximum of 50 metres below surface (mbs) and was ineffective in locating sulphide mineralisation. These percussion holes have been used, where logging is available, to map the extent of the sediment hosted Volcanogenic Massive Sulphide (VMS) mineralisation around the Mt Mulcahy Syncline.

Interpretation of historic results at Mt Mulcahy indicate the VMS horizon is folded along an east-west axis with the south limb dipping north at about 45 degrees and the north limb also dipping north, however more steeply at about 80 degrees. At the West Copper target, two holes were targeted beneath surface oxide copper workings and high-grade copper rock chip samples in an area of structural complexity that is poorly understood.

Mt Mulcahy is interpreted to be in a similar geological setting to Golden Grove with copper dominant mineralisation within a sediment hosted VMS horizon. At Mt Mulcahy historic exploration has been conducted along a 13.5km long zone to a depth of only 50 mbs apart from South Limb Pod and West Copper where drilling has tested to about 250 mbs. This compares to Golden Grove where several recent orebody discoveries along the 16km long VMS corridor are blind and/or extend to depths of up to 2200 mbs.

## **Corporate**

### **Capital raisings and debt-to-equity conversions**

On 14 February 2025, the Company announced a placement of 75,000,000 shares at \$0.02 per share to raise \$1.5 million (before costs) ("February Placement"). Key contractors and related parties of the Company also agreed to convert \$332,000 of trade payables on the same terms, while the Company's primary drilling contractor agreed to be issued shares to the value of \$200,000 in consideration for future drilling services ("Debt-to-Equity Conversion"). Participants in the February Placement and Debt-to-Equity Conversion were entitled to be issued free attaching unlisted options on a 1:2 basis, exercisable at \$0.04 per share and expiring 12 months from the date of issue ("Free Attaching Options"), subject to shareholder approval which was received at an Extraordinary General Meeting of the Company post-period end.

On 27 March 2025, the Company announced a further placement of 12,500,000 shares at \$0.02 per share to raise \$250,000 (before costs), on the same terms as the February Placement ("March Placement"). Participants in the March Placement were entitled to receive Free Attaching Options on the same terms as above, which were issued post-period end.

### **Board changes**

On 20 February 2025, the Company announced the appointment of Mr Peter Koller as a Non-Executive of the Company. Mr Koller has over 35 years' experience in the finance sector and company promotions/marketing with a background in commodities stock, index and option trading/hedging in the Australian future markets. He helped establish and market the successful algorithmic trading fund Whitehaven Correlation Fund and later held a senior advisory role in capital raisings via Pulse Markets.

Additionally, Mr Michael Kitney transitioned to the role of Non-Executive Chairman on the same date, following the resignation of Ms Bronwyn Barnes. Mr Kitney is an internationally experience extractive metallurgist and mineral economist and was previously a Non-Executive Director of Western Australian gold explorer Breaker Resources NL from 2010 until its ~A\$130M takeover by Ramelius Resources Ltd in 2023.

### **Listing Rule 5.3.5 disclosures**

Payments to related parties and their associates during the quarter totalled \$32,449, comprising payments for directors' fees, company secretarial fees and superannuation.

This announcement has been authorised by the board of directors of the Company.

**- ENDS -**

#### **Enquiries**

**Michael Fotios**

Chief Executive Officer

[info@scorpionminerals.com.au](mailto:info@scorpionminerals.com.au)

**Sam Burns**

Six Degrees Investor Relations

T +61 (0) 400 164 067

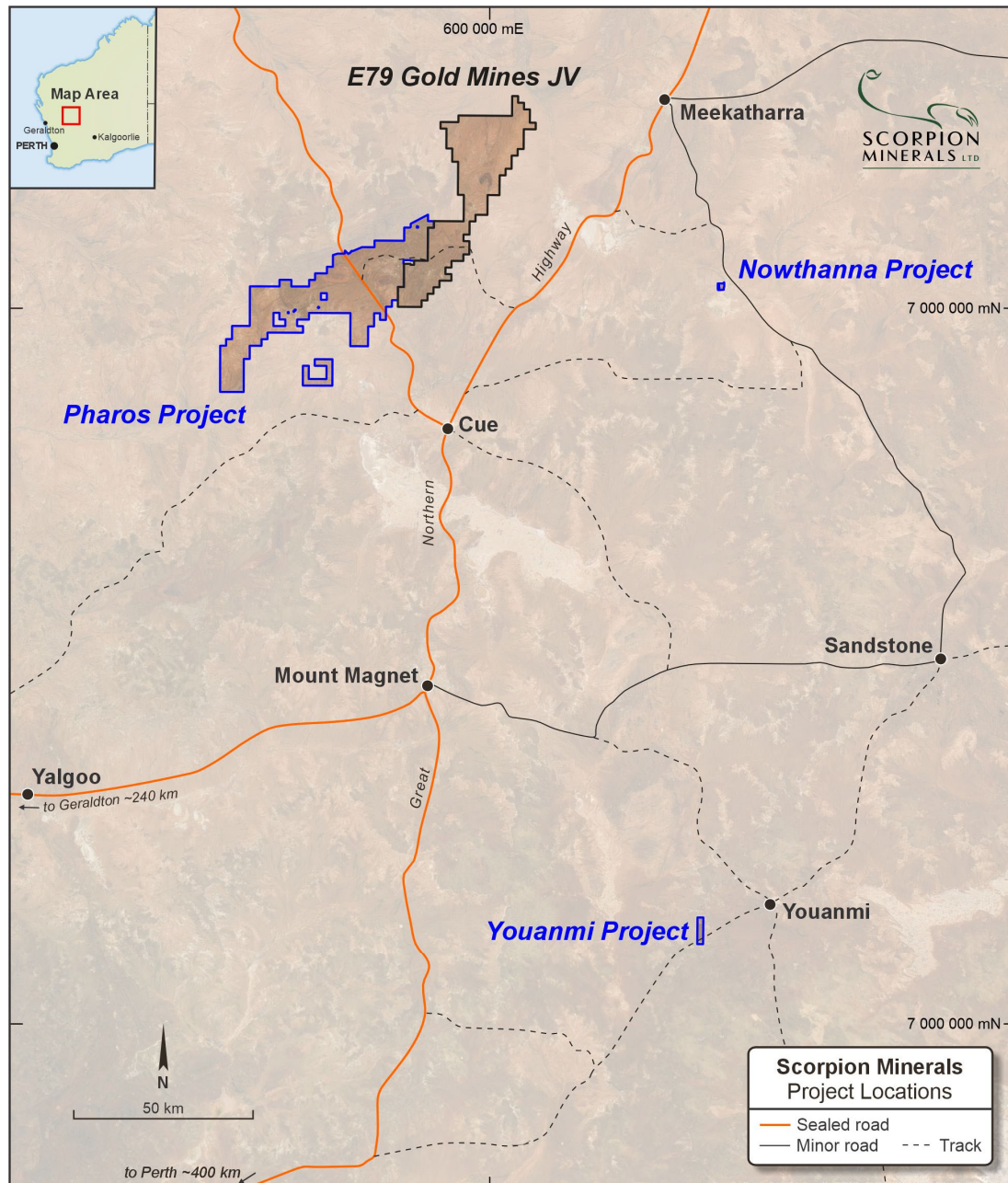
### About Scorpion Minerals Limited

Scorpion Minerals Limited (ASX:SCN) is an Australian mineral exploration and resource development company with a focus on creating wealth for shareholders through the discovery of world-class deposits, over a diversified range of minerals. Our current efforts are centred on our Pharos Project located in the Murchison Province of Western Australia.

### Pharos Project

The Pharos Project consists of 924 square kilometres of granted tenure, located approximately 50 km northwest of the small mining town of Cue in the Murchison Mineral Field. The project is easily accessible from the Great Northern Highway by the sealed Jack Hills Mine access road and then by unsealed tracks. Scorpion holds a 100% interest in the project.

The project is prospective for gold, iron ore, PGE-Ni-Cu, lithium and VMS hosted Cu-Zn-Ag Au mineralisation, and contains the Mt Mulcahy deposit. The 'South Limb Pod' zone of mineralisation at Mt Mulcahy contains a JORC 2012 Measured, Indicated and Inferred Resource of 647,000 tonnes @ 2.4% copper, 1.8% zinc, 0.1% cobalt and 20g/t Ag (refer Table 1).



## Table 1: Current Mineral Resource Estimate, Mt Mulcahy Project

(refer ASX release 25/9/2014 "Maiden Copper - Zinc Resource at Mt Mulcahy", which also contains a list of significant drill intersections for the deposit, listed within that report at Table 2)

Mt Mulcahy South Limb Pod Mineral Resource Estimate											
Resource Category	Grade						Contained Metal				
	Tonnes	Cu (%)	Zn (%)	Co (%)	Ag (g/t)	Au (g/t)	Cu (t)	Zn (t)	Co (t)	Ag (oz)	Au (oz)
Measured	193,000	3.0	2.3	0.1	25	0.3	5,800	4,400	220	157,000	2,000
Indicated	372,000	2.2	1.7	0.1	19	0.2	8,200	6,300	330	223,000	2,000
Inferred	82,000	1.5	1.3	0.1	13	0.2	1,200	1,100	60	35,000	
<b>TOTAL</b>	<b>647,000</b>	<b>2.4</b>	<b>1.8</b>	<b>0.1</b>	<b>20</b>	<b>0.2</b>	<b>15,200</b>	<b>11,800</b>	<b>610</b>	<b>415,000</b>	<b>4,000</b>

### Competent Persons Statement 1

The information in this report that relates to the Exploration Results and Mineral Resources at the Mt Mulcahy and Pharos Projects is based on information reviewed by Mr Michael Fotios, who is a member of the Australian Institute of Mining and Metallurgy. Mr Fotios is a consultant to Scorpion Minerals Limited and has sufficient experience which is relevant to the style of mineralisation and types of deposit under consideration and to the activity he is undertaking to qualify as Competent Persons as defined in the 2012 Edition of the 'Australasian Code for Reporting of Exploration Results, Mineral Resources and Ore Reserves (JORC Code 2012)'. Mr Fotios consents to the inclusion of the information in the form and context in which it appears.

### Competent Persons Statement 2

The information in this report that relates to the Mt Mulcahy Mineral Resource is based on information originally compiled by Mr Rob Spiers, an independent consultant to Scorpion Minerals Limited and a then full-time employee and Director of H&S Consultants Pty Ltd (formerly Hellman & Schofield Pty Ltd), and reviewed by Mr Fotios. This information was originally issued in the Company's ASX announcement "Maiden Copper-Zinc Resource at Mt Mulcahy", released to the ASX on 25 September 2014. The Company confirms that it is not aware of any new information or data that materially affects the information included in the original market announcements. The company confirms that the form and context in which the findings are presented have not materially modified from the original market announcements.

### Forward Looking Statements

Scorpion Minerals Limited has prepared this announcement based on information available to it. No representation or warranty, express or implied, is made as to the fairness, accuracy, completeness or correctness of the information, opinions and conclusions contained in this announcement. To the maximum extent permitted by law, none of Scorpion Minerals Limited, its Directors, employees or agents, advisers, nor any other person accepts any liability, including, without limitation, any liability arising from fault or negligence on the part of any of them or any other person, for any loss arising from the use of this announcement or its contents or otherwise arising in connection with it. This announcement is not an offer, invitation, solicitation or other recommendation with respect to the subscription for, purchase or sale of any security, and neither this announcement nor anything in it shall form the basis of any contract or commitment whatsoever.

This announcement may contain forward-looking statements that are subject to risk factors associated with exploration, mining and production businesses. It is believed that the expectations reflected in these statements are reasonable but they may be affected by a variety of variables and changes in underlying assumptions which could cause actual results or trends to differ materially, including but not limited to price fluctuations, actual demand, currency fluctuations, drilling and production results, reserve estimations, loss of market, industry competition, environmental risks, physical risks, legislative, fiscal and regulatory changes, economic and financial market conditions in various countries and regions, political risks, project delay or advancement, approvals and cost estimate.

## Appendix 1: Tenement Schedule (ASX Listing Rule 5.3.3)

➤ *The mining tenements held at the end of each quarter and their location*

➤ **TENEMENT SCHEDULE**

TENEMENT No.	LOCATION	STATUS	INTEREST %	HOLDER
P51/3016	WA	Granted	100	Scorpion Minerals Ltd
P51/3017	WA	Granted	100	Scorpion Minerals Ltd
P20/2252	WA	Granted	100	Scorpion Minerals Ltd
P20/2253	WA	Granted	100	Scorpion Minerals Ltd
E20/931	WA	Granted	100	Scorpion Minerals Ltd
E20/948	WA	Granted	100	Scorpion Minerals Ltd
E20/953	WA	Granted	100	Scorpion Minerals Ltd
E20/962	WA	Granted	100	Scorpion Minerals Ltd
E20/885	WA	Granted	90 <sup>1</sup>	Scorpion Minerals Ltd
E20/896	WA	Granted	100	Scorpion Minerals Ltd
E20/963	WA	Granted	100	Scorpion Minerals Ltd
E20/964	WA	Granted	100	Scorpion Minerals Ltd
E20/1020	WA	Granted	100	Scorpion Minerals Ltd
E57/1422	WA	Granted	100	Scorpion Minerals Ltd
E04/2785	WA	Pending	N/A <sup>2</sup>	Scorpion Minerals Ltd
E20/926	WA	Granted	0 <sup>3</sup>	E79 Exploration Pty Ltd
E51/1681	WA	Granted	0 <sup>4</sup>	Gascoyne (Ops Management) Pty Ltd
E51/1803	WA	Granted	0 <sup>3</sup>	E79 Exploration Pty Ltd
E51/1848	WA	Granted	0 <sup>3</sup>	E79 Exploration Pty Ltd
E51/1975	WA	Granted	0 <sup>3</sup>	Hottub Pty Ltd
E51/2122	WA	Granted	0 <sup>3</sup>	E79 Exploration Pty Ltd
E51/2173	WA	Granted	0 <sup>3</sup>	E79 Exploration Pty Ltd
E51/2174	WA	Granted	0 <sup>3</sup>	E79 Exploration Pty Ltd

<sup>1</sup> 10% B.R. Legendre

<sup>2</sup> Application made 30 September 2021

<sup>3</sup> Jungar Flats JV tenement held by subsidiaries of E79 Gold Mines Ltd (ASX:E79) – SCN earning to 70%

<sup>4</sup> Jungar Flats JV tenement held by subsidiary of Fenix Resources Ltd (ASX:FEX), with non-iron ore mineral rights held by E79 Exploration Pty Ltd – SCN earning to 70% of non-iron or mineral rights

➤ *The mining tenements acquired during the quarter and their location*

Nil

➤ *The mining tenements disposed of during the quarter and their location*

Nil

➤ *The beneficial percentage interests held in farm-in or farm-out agreements at the end of the quarter*

SCN has entered into a Heads of Agreement with E79 Exploration Pty Ltd, a wholly owned subsidiary of E79 Gold Mines Ltd (ASX:E79), to earn up to a 70% stake in E79's Jungar Flats Project (refer ASX release 14 February 2025).

➤ *The beneficial percentage interests in farm-in or farm-out agreements acquired or disposed of during the quarter*

Nil

## Appendix 5B

### Mining exploration entity or oil and gas exploration entity quarterly cash flow report

Name of entity

Scorpion Minerals Limited

ABN

40 115 535 030

Quarter ended ("current quarter")

31 March 2025

Consolidated statement of cash flows	Current quarter \$A'000	Year to date (9 months) \$A'000
<b>1. Cash flows from operating activities</b>		
1.1 Receipts from customers	-	-
1.2 Payments for		
(a) exploration & evaluation	(232)	(364)
(b) development	-	-
(c) production	-	-
(d) staff costs	-	(20)
(e) administration and corporate costs	(183)	(313)
1.3 Dividends received (see note 3)	-	-
1.4 Interest received	-	1
1.5 Interest and other costs of finance paid	-	-
1.6 Income taxes paid	-	-
1.7 Government grants and tax incentives	-	-
1.8 Other (GST refund)	8	88
<b>1.9 Net cash from / (used in) operating activities</b>	<b>(407)</b>	<b>(608)</b>
<b>2. Cash flows from investing activities</b>		
2.1 Payments to acquire:		
(a) entities	-	-
(b) tenements	-	-
(c) property, plant and equipment	-	-
(d) exploration & evaluation	-	-
(e) investments	-	-
(f) other non-current assets <sup>1</sup>	(110)	(110)

## Mining exploration entity or oil and gas exploration entity quarterly cash flow report

Consolidated statement of cash flows		Current quarter \$A'000	Year to date (9 months) \$A'000
2.2	Proceeds from the disposal of:		
	(a) entities	-	-
	(b) tenements	-	-
	(c) property, plant and equipment	-	-
	(d) investments	-	-
	(e) other non-current assets	-	-
2.3	Cash flows from loans to other entities	-	-
2.4	Dividends received (see note 3)	-	-
2.5	Other (provide details if material)	-	-
<b>2.6</b>	<b>Net cash from / (used in) investing activities</b>	<b>(110)</b>	<b>(110)</b>
	<i><sup>1</sup> Consideration paid to E79 Gold Mines Ltd under the Jungar Flats Gold Project JV agreement (refer ASX release 14 Feb 2025)</i>		

<b>3.</b>	<b>Cash flows from financing activities</b>		
3.1	Proceeds from issues of equity securities (excluding convertible debt securities)	1,750	1,750
3.2	Proceeds from issue of convertible debt securities	-	-
3.3	Proceeds from exercise of options	-	-
3.4	Transaction costs related to issues of equity securities or convertible debt securities	(51)	(51)
3.5	Proceeds from borrowings	100	100
3.6	Repayment of borrowings	(32)	(198)
3.7	Transaction costs related to loans and borrowings	-	-
3.8	Dividends paid	-	-
3.9	Other (provide details if material)	-	-
<b>3.10</b>	<b>Net cash from / (used in) financing activities</b>	<b>1,767</b>	<b>1,601</b>

## Mining exploration entity or oil and gas exploration entity quarterly cash flow report

Consolidated statement of cash flows		Current quarter \$A'000	Year to date (9 months) \$A'000
<b>4.</b>	<b>Net increase / (decrease) in cash and cash equivalents for the period</b>		
4.1	Cash and cash equivalents at beginning of period	1	368
4.2	Net cash from / (used in) operating activities (item 1.9 above)	(407)	(608)
4.3	Net cash from / (used in) investing activities (item 2.6 above)	(110)	(110)
4.4	Net cash from / (used in) financing activities (item 3.10 above)	1,767	1,601
4.5	Effect of movement in exchange rates on cash held	-	-
<b>4.6</b>	<b>Cash and cash equivalents at end of period</b>	<b>1,251</b>	<b>1,251</b>

5. Reconciliation of cash and cash equivalents at the end of the quarter (as shown in the consolidated statement of cash flows) to the related items in the accounts		Current quarter \$A'000	Previous quarter \$A'000
5.1	Bank balances	1,251	1
5.2	Call deposits	-	-
5.3	Bank overdrafts	-	-
5.4	Other (provide details)	-	-
<b>5.5</b>	<b>Cash and cash equivalents at end of quarter (should equal item 4.6 above)</b>	<b>1,251</b>	<b>1</b>

6. Payments to related parties of the entity and their associates		Current quarter \$A'000
6.1	Aggregate amount of payments to related parties and their associates included in item 1	32
6.2	Aggregate amount of payments to related parties and their associates included in item 2	-

*Note: if any amounts are shown in items 6.1 or 6.2, your quarterly activity report must include a description of, and an explanation for, such payments.*

Payments were made to related parties and associates during the quarter for director's fees, company secretarial fees and superannuation.

## Mining exploration entity or oil and gas exploration entity quarterly cash flow report

7. <b>Financing facilities</b> <i>Note: the term "facility" includes all forms of financing arrangements available to the entity. Add notes as necessary for an understanding of the sources of finance available to the entity.</i>	<b>Total facility amount at quarter end \$A'000</b>	<b>Amount drawn at quarter end \$A'000</b>
7.1 Loan facilities	2,500	1,275
7.2 Credit standby arrangements	-	-
7.3 Other (please specify)	-	-
<b>7.4 Total financing facilities</b>	<b>2,500</b>	<b>1,275</b>

7.5 <b>Unused financing facilities available at quarter end</b>	1,225
7.6 Include in the box below a description of each facility above, including the lender, interest rate, maturity date and whether it is secured or unsecured. If any additional financing facilities have been entered into or are proposed to be entered into after quarter end, include a note providing details of those facilities as well.	
The Company has an unsecured loan agreement with a syndicate of lenders. The facility limit is \$2,500,000, interest rate is 8% p.a.	

8. <b>Estimated cash available for future operating activities</b>	<b>\$A'000</b>
8.1 Net cash from / (used in) operating activities (item 1.9)	(407)
8.2 (Payments for exploration & evaluation classified as investing activities) (item 2.1(d))	-
8.3 Total relevant outgoings (item 8.1 + item 8.2)	(407)
8.4 Cash and cash equivalents at quarter end (item 4.6)	1,251
8.5 Unused finance facilities available at quarter end (item 7.5)	1,225
8.6 Total available funding (item 8.4 + item 8.5)	2,476

8.7 <b>Estimated quarters of funding available (item 8.6 divided by item 8.3)</b>	6
<i>Note: if the entity has reported positive relevant outgoings (ie a net cash inflow) in item 8.3, answer item 8.7 as "N/A". Otherwise, a figure for the estimated quarters of funding available must be included in item 8.7.</i>	
8.8 If item 8.7 is less than 2 quarters, please provide answers to the following questions:	
8.8.1 Does the entity expect that it will continue to have the current level of net operating cash flows for the time being and, if not, why not?	
Answer: N/A	
8.8.2 Has the entity taken any steps, or does it propose to take any steps, to raise further cash to fund its operations and, if so, what are those steps and how likely does it believe that they will be successful?	
Answer: N/A	

## Mining exploration entity or oil and gas exploration entity quarterly cash flow report

8.8.3 Does the entity expect to be able to continue its operations and to meet its business objectives and, if so, on what basis?

Answer: N/A

Note: where item 8.7 is less than 2 quarters, all of questions 8.8.1, 8.8.2 and 8.8.3 above must be answered.

### Compliance statement

- 1 This statement has been prepared in accordance with accounting standards and policies which comply with Listing Rule 19.11A.
- 2 This statement gives a true and fair view of the matters disclosed.

Date: 30 April 2025

Authorised by: By the Board  
(Name of body or officer authorising release – see note 4)

### Notes

1. This quarterly cash flow report and the accompanying activity report provide a basis for informing the market about the entity's activities for the past quarter, how they have been financed and the effect this has had on its cash position. An entity that wishes to disclose additional information over and above the minimum required under the Listing Rules is encouraged to do so.
2. If this quarterly cash flow report has been prepared in accordance with Australian Accounting Standards, the definitions in, and provisions of, *AASB 6: Exploration for and Evaluation of Mineral Resources* and *AASB 107: Statement of Cash Flows* apply to this report. If this quarterly cash flow report has been prepared in accordance with other accounting standards agreed by ASX pursuant to Listing Rule 19.11A, the corresponding equivalent standards apply to this report.
3. Dividends received may be classified either as cash flows from operating activities or cash flows from investing activities, depending on the accounting policy of the entity.
4. If this report has been authorised for release to the market by your board of directors, you can insert here: "By the board". If it has been authorised for release to the market by a committee of your board of directors, you can insert here: "By the [name of board committee – eg Audit and Risk Committee]". If it has been authorised for release to the market by a disclosure committee, you can insert here: "By the Disclosure Committee".
5. If this report has been authorised for release to the market by your board of directors and you wish to hold yourself out as complying with recommendation 4.2 of the ASX Corporate Governance Council's *Corporate Governance Principles and Recommendations*, the board should have received a declaration from its CEO and CFO that, in their opinion, the financial records of the entity have been properly maintained, that this report complies with the appropriate accounting standards and gives a true and fair view of the cash flows of the entity, and that their opinion has been formed on the basis of a sound system of risk management and internal control which is operating effectively.