

March Quarterly Activities and Cashflow Report

Corporate

- Changes to the Helix Board over the past quarter add additional mining and finance experience.

Exploration – Gold and copper, Arizona, USA

Acquisition of White Hills copper-gold project¹

- Helix entered conditional binding agreements to acquire the White Hills copper-gold project in Arizona, USA comprising a total of 7 tenements over 23 km.
- Located in the Arizona Arc, a belt prospective for copper-gold porphyry and IOCG deposits, which also lies within the southern part of the Nevada Walker Lane gold trend, host to several multi-million ounce gold deposits in Arizona. The project is easily accessible year-round with a 1.5 hours road journey from Las Vegas and has excellent infrastructure, being ~50 km from the revitalised Mineral Park copper porphyry mining operation.
- Previous work undertaken included soil and rock chip sampling, airborne geophysics (magnetics and radiometrics), ground gravity, airborne hyperspectral, and 10 historical drillholes that were only analysed for gold. Rock chip and soil samples contain multiple areas of copper and gold anomalism.

Joint Venture in to Gold Basin oxide gold project²

- Helix entered conditional binding letter agreements to earn in to 40% of the Gold Basin oxide gold project in Arizona, USA.
- Located in the Tier 1 Walker Lane gold trend, 1.5 hours by road from Las Vegas, the tenements cover six advanced gold targets which outcrop at surface.
- A resource update is planned for June 2025 which will incorporate 335 (35 157m) new resource extension drillholes. The Company's belief is that there is strong potential for future low CAPEX/ low OPEX oxide gold heap-leach development scenarios.
- The earn-in and joint venture is viewed as a near-term production opportunity with Tier one scale growth potential in a favorable USA jurisdiction. Large tenement area with potential for further gold-bearing structures with known gold mineralisation not closed off by drilling.

Exploration – Cobar

The acquisition and joint venture are viewed as complimentary to Helix's existing Cobar copper-gold assets. Helix holds a large ~3,200km² ground position prospective for copper (and gold) discoveries in the renowned Cobar-Nyngan region of central NSW, Australia. Helix continues to undertake a whole of project review of the Cobar assets to obtain the best outcomes for shareholders, which may include joint ventures.

¹ Refer ASX:HLX Report dated 28 March 2025

² Refer ASX:HLX Report dated 29 April 2025



Commenting on the quarter, Helix Executive Chair Michael Povey said:

“The addition of the White Hills project in Northern Arizona provides the Company with an exciting opportunity in a part of the world renowned for producing world-class copper/gold deposits. The results of geochemical exploration to date provides compelling evidence of a copper/gold system that is the best candidate that I have seen in many years for more intensive exploration efforts.

Our intention is to move as quickly as possible in our evaluation of White Hills and the vendors, two highly experienced geologists with an intimate knowledge of working in the western USA, will be of great help in our exploration efforts.

We are also pleased to announce the earn-in joint venture agreement for the Gold Basin project, a project that I am intimately familiar with and one I believe has tremendous potential. The Gold Basin claims consists of 42km² of contiguous ground which is a dominant ground position in the area and abuts the Company’s recently acquired White Hills copper/gold project. The long strike length of the major structures and the extensive gold mineralised system bodes well for a very significant resource upgrade as drilling expands along these structures. The oxide gold mineralisation at Gold Basin occurs at surface or near surface and is remarkably “clean” of any contaminants with metallurgical test work undertaken by GXX in 2022 confirming it is highly amenable to heap leaching with excellent recoveries and low cyanide consumption. Both factors enhancing its prospects for future development

The board and management remain entirely focused on building long-term value for our shareholders, and we are confident this will play a key role in that growth. We look forward to progressing this exciting opportunity along with the nearby White Hills copper-gold project.”

Helix Resources Limited (**ASX: HLX**) is pleased to provide a quarterly activity’s and cashflow report for the period ending 31 March 2025.

1. CORPORATE

The following Board changes were implemented over the past quarter:

- Mr Mike Rosenstreich resigned from the Company on 23 January 2025³
- Mr Emmanuel Correia resigned from the Company on 21 February 2025⁴
- Mr Kevin Lynn was appointed to the Company on 21 February 2025⁴
- Dr Kylie Prendergast moved from the role of Managing Director to Non-Executive Director on 24 March 2025⁵

FINANCIAL POSITION

Cash Position as at 31 March 2025

The closing cash position of the Company as at 31 March 2025 was \$0.458 million. The Cashflow Statement is attached. Broadly expenditure was on budget.

For the purpose of Section 6 of the Appendix 5B, all payments made to related parties have been paid in relation to director fees.

³ Refer to ASX report dated 24 January 2025

⁴ Refer to ASX report dated 21 February 2025

⁵ Refer to ASX report dated 24 March 2025



CAPITAL STRUCTURE

The Company's capital structure is summarised in Table 1 below.

Table 1: Helix Capital Structure

Helix Securities	Shares
Fully paid ordinary shares (31 March 2025)	3,364,193,683
Options and Rights (unlisted & variable strikes/expiries)	713,336,811

EVENTS POST QUARTER END

The following events occurred post the end of the March 2025 quarter:

- On 29 April 2025, Helix announced it had entered conditional binding letter agreements to earn in to 40% of the Gold Basin oxide gold project in Arizona, USA.⁶

2. EXPLORATION

ARIZONA

On the 28th March, Helix entered into conditional binding letter agreements with Centric Minerals Management (USA) Inc (**Centric**) and White Hills Exploration LLC (**White Hills Exploration**), to acquire the White Hills Project, a strategic portfolio of copper-gold tenements in Arizona, USA (**Figure 1**)⁷. Refer to ASX report dated 28 March 2025 for further description of the agreements and project.

The region hosts world class porphyry copper deposits and is also prospective for Iron Oxide Copper Gold (IOCG) deposits. The White Hills Project is located 50 km from the Mineral Park porphyry copper-molybdenum-silver mine operated by Waterton Copper⁸ (**Figure 1**) and comprises a package of 7 highly prospective adjoining tenements totalling 23 km² (**Figure 2**).

On the 29th April Helix Resources Limited (ASX: HLX) (**Helix** or the **Company**) is pleased to advise that it has entered into conditional binding letter agreements (**Binding Agreements**) with Gold Basin Resources (TSX-V GXX, OTCQB: GXXFF), (the **Vendor**) to 'Earn-in' and Joint Venture (**JV**) up to 40% interest in a strategic portfolio of gold tenements in Arizona, USA (**Figure 1**) (the Gold Basin oxide gold project).

The Gold Basin oxide-gold project is located in the prolific Walker Lane Gold Trend (**Figure 3**) host to world class oxide gold deposits operated by major gold companies. The Project under JV includes US Federal Lode Claims plus Private Minerals Land and an Option Agreement for additional Lode Claims covering over 42 km² of highly prospective tenure (**Figure 4**).

⁶ Refer to ASX report dated 29 April 2024

⁷ Refer to ASX report dated 28 March 2024

⁸ Waterton Copper is investing approximately US\$600 million to execute Phase 2 of its operating plan, which will bring the site to over one hundred million pounds of copper equivalent annually.
<https://www.wheatonpm.com/portfolio/development-projects/mineral-park/default.aspx>

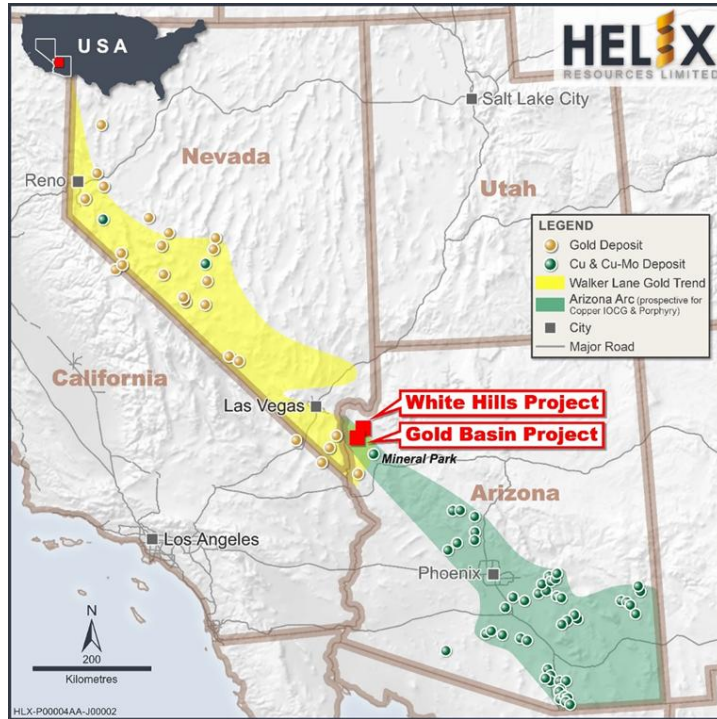


Figure 1: Location of the Gold Basin oxide-gold project and Helix’s recently acquired White Hills copper-gold Project in Arizona.⁹

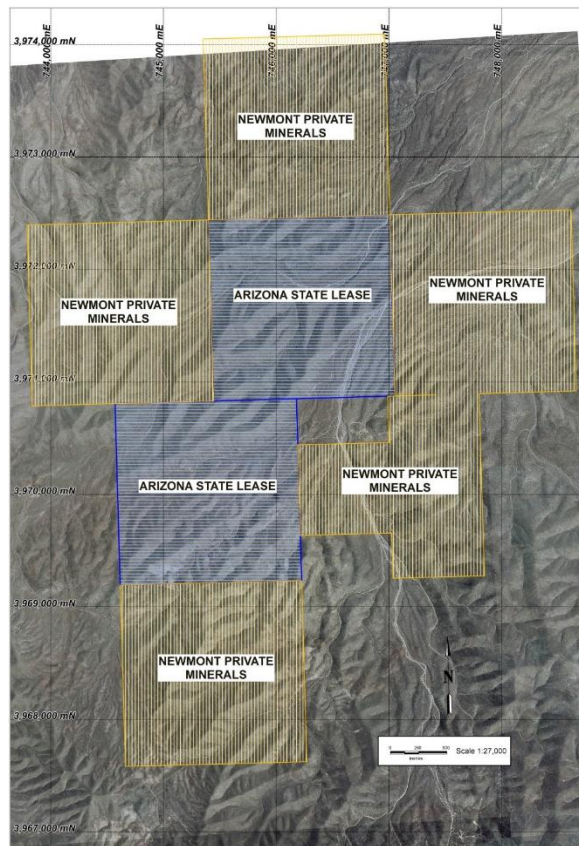


Figure 2: White Hills Tenements showing Private Minerals Land (5 Mining Sublease claims under farm-in by Centric) and two State leases (held by White Hills Exploration).¹⁰

⁹ Refer ASX:HLX Report dated 29 April 2025.

¹⁰ Refer to ASX report dated 28 March 2024

For personal use only



For personal use only

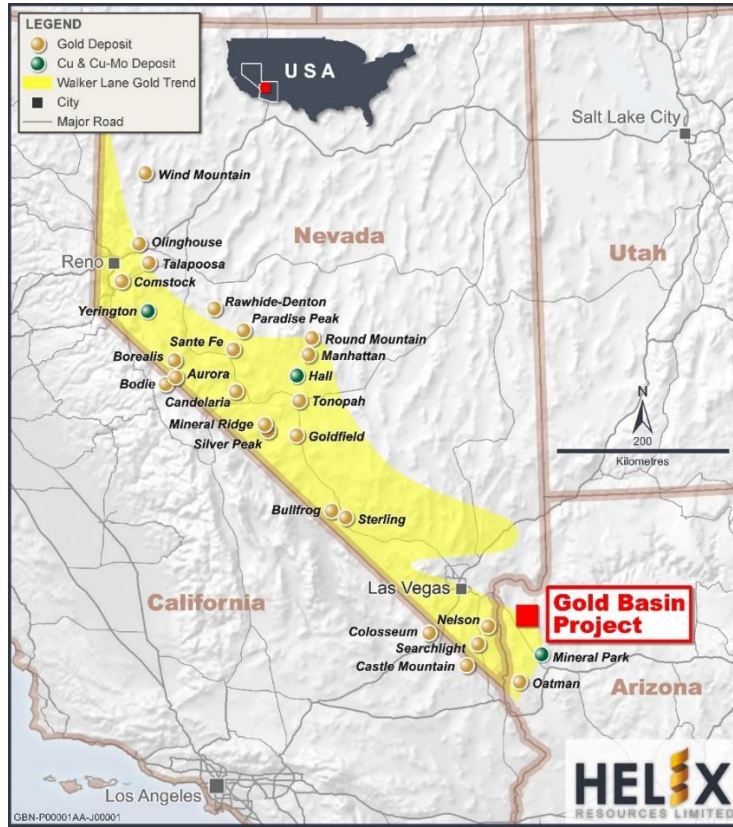


Figure 3: Gold projects in the Walker Lane Gold Trend and location of the Gold Basin oxide-gold project.¹¹

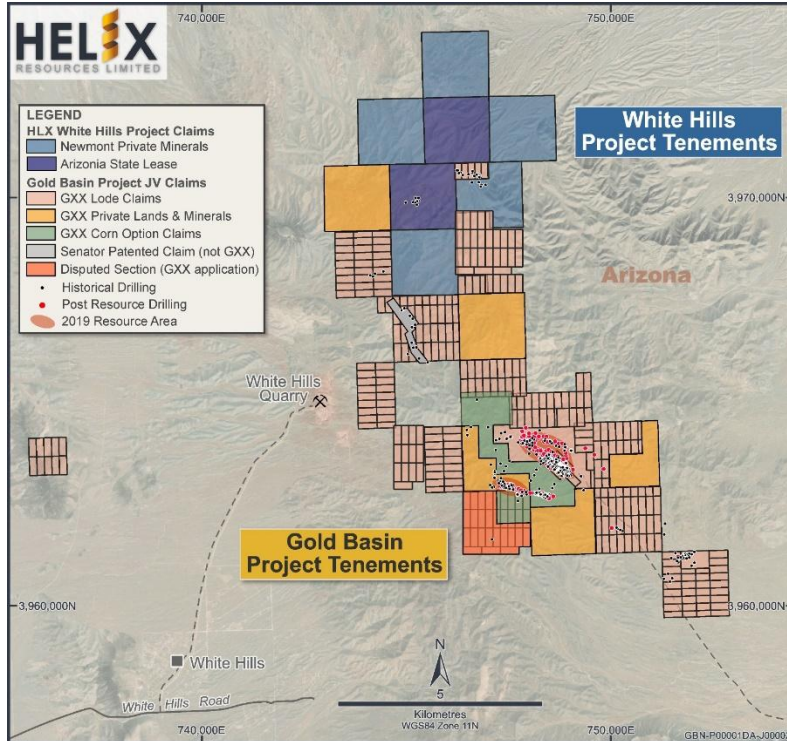


Figure 4: Gold Basin JV area and Helix's White Hills project tenements.¹²

¹¹ Refer ASX:HLX Report dated 29 April 2025.

¹² Refer ASX:HLX Report dated 29 April 2025.



Key Commercial Terms of the Binding Agreements.

Helix entered non-binding exclusivity agreements with the Vendors of the White Hills project in February this year and is pleased to have now reached Binding Agreements with the Vendors. The completion of the Agreement is subject to several conditions including the Company entering into formal agreements with the Vendor. A short high-level summary included below:¹³

Acquisition of 100% White Hills Exploration LLC: White Hills Exploration Inc holds two State leases located in Northern Arizona (**Figure 2**). Acquisition of 100% of Centric Minerals Management USA Inc: Centric holds a farm-in agreement for five Mining Sublease claims held by Newmont (**Figure 2**). Centric is required to spend US\$500,000 by 5th January 2026 in order to secure 100% of the Mining Sublease claims.

Under the agreement with the Vendors Helix can acquire 100% of the project by:

- i. Payment of A\$100,000 (including A\$40,000 paid to date as the exclusivity fee) for claims fee and A\$60,000 on signing a Binding Letter Agreement.
- ii. A\$100,000 after Formal Agreements are signed and a Capital raising by Helix of not less than A\$1.0 million.
- iii. Issue of Helix FPO shares to the value of A\$1.3M within 30 days of confirmation by Newmont of Helix completing the farm-In requirements of the Newmont Agreement (referenced below).
- iv. Newmont Agreement Obligations, Royalty and Buy Back Rights:
 - a. Spending US\$500,000 on the Mining Sublease claims by 5th January 2026 (meeting the farm in obligation so that the Mining Sublease claims will become 100% owned by Centric).
 - b. Upon delivery by the Company to Newmont of a Positive Feasibility Study, the Company shall pay US\$500,000 to Newmont.
 - c. If the Company progresses to a pre-feasibility study (PFS) then Newmont has the right to back in. Newmont will pay to the Company 1.5 times the exploration expenditure to that point and form a 51:49% JV to develop the project.
 - d. Newmont retains a production royalty of 2.5% net smelter return from the Property.

Helix entered non-binding exclusivity agreements with Gold Basin Resources (GXX) on 12th February 2025 and is pleased to have now reached Binding Agreements. The Binding Agreement with the Vendor is an 'Earn-in' and Joint Venture (**JV**) to potentially earn up to 40% in the Project (**Figure 4**). The Settlement is subject to normal commercial conditions including the Company entering into formal joint venture agreements with the Vendors.

The key terms of the JV are as follows:¹⁴

- HLX can earn a minority interest of up to 40% of the Project (with GXX retaining a minimum of 60% and remaining operator).
- HLX will spend up to \$AUD3 million over 2 years with the first \$AUD1 million earning an initial 20% of the Project, with each additional \$AUD1 million earning a further 10%, up to a maximum of 40% of the Project.
- HLX can elect to directly pay outstanding unpaid exploration costs as part of the earn in.
- Following the establishment of an unincorporated Joint Venture, HLX and GXX will form a Joint Venture Committee comprising two members appointed by each Company with GXX appointing the Chairman of the Committee.
- HLX will acquire a 1% Net Smelter Royalty (NSR) over the Project through the issuance of 150 million HLX shares. The shares to be voluntary escrowed with 1/3 of the shares having escrow lifted every 3 months.
- GXX have the first right of refusal over HLX's 40% interest during the first 24 months.

¹³ Refer to ASX report dated 28 March 2024

¹⁴ Refer ASX:HLX Report dated 29 April 2025.



Forward Work Programs

Following completion of Formal Agreements at White Hills and Gold Basin, Helix intends to commence preparation for a drill program testing coincident geophysical and geochemical targets. It is anticipated 2000m of diamond core will be drilled in 4 x 250m holes to confirm previously identified gold mineralisation.

Helix intends to review all Exploration Results undertaken by Gold Basin and report these in accordance with JORC 2012 as relevant. The initial focus of the JV will be to deliver a NI43-101 and JORC (2102) Mineral Resource Estimate (MRE) as a priority in June 2025. This will then be followed by a Preliminary Economic Assessment. Additional drilling will also be prioritised after the MRE is completed.

Helix expects to undertake a capital raising in the second quarter 2025 to fund work programs at Gold Basin and White Hills.

NEW SOUTH WALES - COBAR

In the March Quarter Helix continued to undertake a whole of project review of the Cobar land package in central NSW (Figure 5). The Company still considers that the package is highly prospective for copper and gold and an appropriate exploration strategy will be developed once re-prioritisation is complete. The portfolio covers over 3200 km² and includes:

1. Helix is the operator of the Helix-Legacy earn-in which is located 10 km west of the Cobar township. The area, which hosts several operating gold, copper and base metal mines, is prospective for Cobar-style copper-gold base metal deposits.
2. The Western Tenement Group has 30km of prospective strike and a pipeline of wholly owned copper opportunities, as well as the Canbelego Copper Deposit.
3. A 5 km by 1.5 km historical gold field is present on the Muriel Tank tenement.
4. The Eastern Tenement Group encompasses more than 100km of prospective strike. The company has defined an extensive zone of new anomalies considered and is prospective for Tritton-style copper-gold deposits.



For personal use only

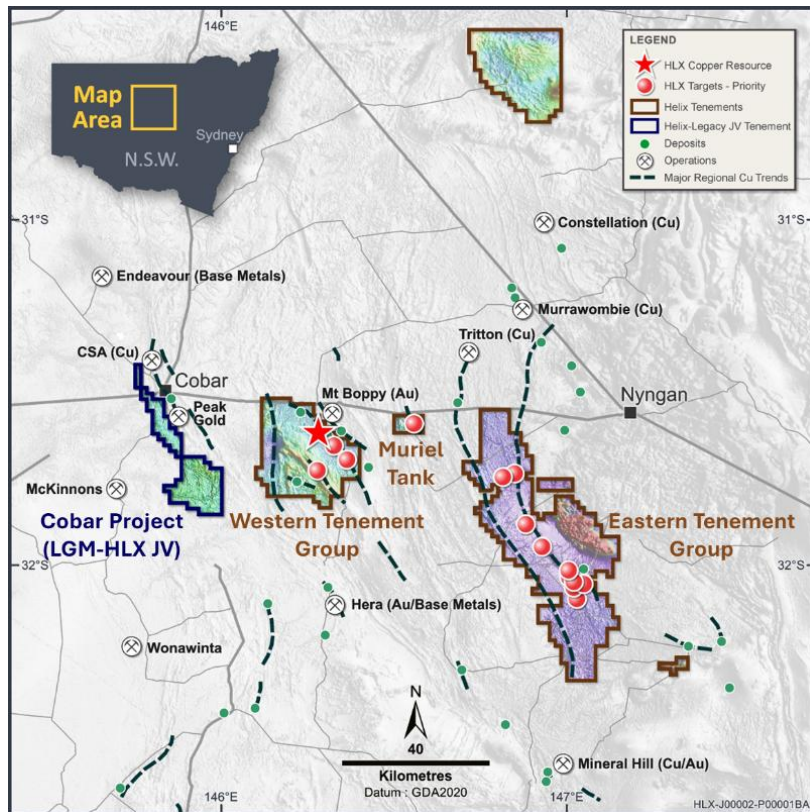


Figure 5: Helix Resources Tenement Groups and priority projects.



COMPETENT PERSON STATEMENT

The information in this report that relates to exploration results and geological data for the White Hills projects is based on and fairly represents information and supporting documentation prepared by Dr Kylie Prendergast who is an employee and shareholder of the Company. Dr Prendergast is a Member of the Australian Institute of Geoscientists. Dr Prendergast has sufficient experience that is relevant to the styles of mineralisation and types of deposits under consideration and to the activities being undertaken to each qualify as Competent Person(s) as defined in the 2012 Edition of the "Australasian Code for Reporting of Exploration Results, Mineral Resources and Ore Reserves". Dr Prendergast has consented to the inclusion of this information in the form and context in which it appears in this report. The Company confirms that it is not aware of any new information or data that materially affects the information included in this release and that all material assumptions and technical parameters in the announcement continue to apply and have not materially changed.

This ASX release was authorised by the Board of Directors of Helix Resources Ltd.



ABN: 27 009 138 738
ASX: HLX & HLXO



Contact Details:
Helix Resources Limited
Level 4, 225 St Georges Terrace,
Perth, WA, 6000

PO Box 7237
Cloisters Square PO
Perth, WA 6850

Email: helix@helixresources.com.au
Web: www.helixresources.com.au
Tel: +61 (0)8 9321 2644



Board of Directors:
Michael Povey – Executive Chair
Kylie Prendergast – Non-executive Director
Kevin Lynn – Non-executive Director

Company Secretary – Ben Donovan
Chief Financial Officer – Michelle Kennedy



Investor Contact:
Michael Povey

About Helix Resources

Helix Resources is an ASX-listed resources company which is exploring for copper and gold in two proven jurisdictions. Arizona in North America and in the prolific copper producing region of Cobar, NSW. The strategy is to generate new copper and gold targets and test them through drilling to make new discoveries.



Appendix 1 Tenement List as at 31 March 2025

Tenement	Name	Mineral	Ownership
EL9581	Yangunyah	Base metals/gold	100% Helix
EL6105	Canbelego	Base metals/gold	70% Helix, 30% Aeris
EL6140	Restdown	Gold	100% Helix
EL6501	Restdown South	Gold	100% Helix
EL6739	Muriel Tank	Gold	100% Helix
EL7438	Quanda	Base metals/gold	100% Helix
EL7439	Fiveways	Base metals/gold	100% Helix
EL7482	Little Boppy	Base metals/gold	100% Helix
EL8433	Boundary	Base metals/gold	100% Helix
EL8608	Yanda Creek	Base metals/gold	100% Helix
EL8633	Rochford	Base metals/gold	100% Helix
EL8703	Amaroo	Base metals/gold	100% Helix
EL8710	Honeybugle	Base metals/gold	100% Helix
EL8768	Collerina	Copper/gold/nickel & cobalt	100% Helix
EL8845	Darbalara	Base metals/gold	100% Helix
EL8948	Bijoux	Base metals/gold	100% Helix
EL9345	Warrah	Base metals/gold	100% Helix
EL9385	Whitbarrow	Base metals/gold	100% Helix
EL9386	Oriel	Base metals/gold	100% Helix
EL9387	Pangee	Base metals/gold	100% Helix

Two Arizona State Leases held by White Hills Exploration LLC

Lease Number	Owner	Lease Type	Expiration Date
008-122677-00	White Hills Exploration LLC	Mineral Exploration	Dec 16, 2026
008-122326-00	White Hills Exploration LLC	Mineral Exploration	Oct 27, 2026

For personal use only



Five Arizona Mineral Permits by White Hills Exploration

EXHIBIT A
TO
MEMORANDUM, ASSIGNMENT AND FIRST AMENDMENT TO MINING
SUBLEASE

The Property

State Mineral Exploration Permits (Exhibit C-1 of the Mining Sublease):

State of Arizona Mineral Exploration Permit No. 08-118757, covering the following described real property:

Township 28 North, Range 19 West, GSRBM.
Section 2: ALL

State of Arizona Mineral Exploration Permit No. 08-119091, covering the following described real property:

Township 29 North, Range 19 West, GSRBM.
Section 36: ALL

(Exhibit C-2 of the Mining Sublease):

The following portion of the property subject to the Minerals Lease, dated effective January 1, 1987 by and between Santa Fe Pacific Railroad Company ("SFPR") and Newmont (successor in interest to Cerrillos Land Company), a Memorandum of which was recorded in the records of Mohave County, Arizona at Document #87-10903, Book 1300, Page 766, on March 23, 1987:

Township 28 North, Range 19 West, GSRBM.
Section 1: LOTS 1, 2, S2N2, SE, N2SW
Section 11: ALL

Township 29 North, Range 18 West, GSRBM.
Section 31: LOTS 1-4, E2, E2W2

Township 29 North, Range 19 West, GSRBM.
Section 25: ALL
Section 35: ALL

For personal use only

Appendix 5B

Mining exploration entity or oil and gas exploration entity quarterly cash flow report

Name of entity

HELIX RESOURCES LIMITED

ABN

27 009 138 738

Quarter ended ("current quarter")

31 March 2025

Consolidated statement of cash flows	Current quarter \$A'000	Year to date (9 months) \$A'000
1. Cash flows from operating activities		
1.1 Receipts from customers	-	-
1.2 Payments for		
(a) exploration & evaluation	(93)	(93)
(b) development	-	-
(c) production	-	-
(d) staff costs	(96)	(308)
(e) administration and corporate costs	(234)	(956)
1.3 Dividends received (see note 3)	-	-
1.4 Interest received	16	53
1.5 Interest and other costs of finance paid	-	-
1.6 Income taxes paid	-	-
1.7 Government grants and tax incentives	-	-
1.8 Other (provide details if material)	1	4
1.9 Net cash from / (used in) operating activities	(406)	(1,300)

2. Cash flows from investing activities		
2.1 Payments to acquire or for:		
(a) entities	(40)	(40)
(b) tenements	-	-
(c) property, plant and equipment	-	-
(d) exploration & evaluation	(304)	(1,429)
(e) investments	-	-
(f) other non-current assets	-	(90)

Mining exploration entity or oil and gas exploration entity quarterly cash flow report

Consolidated statement of cash flows		Current quarter \$A'000	Year to date (9 months) \$A'000
2.2	Proceeds from the disposal of:		
	(a) entities	-	-
	(b) tenements	-	-
	(c) property, plant and equipment	-	-
	(d) investments	-	-
	(e) other non-current assets	21	76
2.3	Cash flows from loans to other entities	-	-
2.4	Dividends received (see note 3)	-	-
2.5	Other - funds from joint ventures	-	-
2.6	Net cash from / (used in) investing activities	(323)	(1,483)
3.	Cash flows from financing activities		
3.1	Proceeds from issues of equity securities (excluding convertible debt securities)	500	500
3.2	Proceeds from issue of convertible debt securities	-	-
3.3	Proceeds from exercise of options	-	-
3.4	Transaction costs related to issues of equity securities or convertible debt securities	(4)	(4)
3.5	Proceeds from borrowings	-	-
3.6	Repayment of borrowings	-	-
3.7	Transaction costs related to loans and borrowings	-	-
3.8	Dividends paid	-	-
3.9	Other – operating lease payments	-	-
3.10	Net cash from / (used in) financing activities	496	496
4.	Net increase / (decrease) in cash and cash equivalents for the period		
4.1	Cash and cash equivalents at beginning of period	691	2,745
4.2	Net cash from / (used in) operating activities (item 1.9 above)	(406)	(1,300)
4.3	Net cash from / (used in) investing activities (item 2.6 above)	(323)	(1,483)
4.4	Net cash from / (used in) financing activities (item 3.10 above)	496	496

Mining exploration entity or oil and gas exploration entity quarterly cash flow report

Consolidated statement of cash flows		Current quarter \$A'000	Year to date (9 months) \$A'000
4.5	Effect of movement in exchange rates on cash held	-	-
4.6	Cash and cash equivalents at end of period	458	458

5. Reconciliation of cash and cash equivalents at the end of the quarter (as shown in the consolidated statement of cash flows) to the related items in the accounts		Current quarter \$A'000	Previous quarter \$A'000
5.1	Bank balances	458	691
5.2	Call deposits	-	-
5.3	Bank overdrafts	-	-
5.4	Other (term deposits)	-	-
5.5	Cash and cash equivalents at end of quarter (should equal item 4.6 above)	458	691

6. Payments to related parties of the entity and their associates		Current quarter \$A'000
6.1	Aggregate amount of payments to related parties and their associates included in item 1	66
6.2	Aggregate amount of payments to related parties and their associates included in item 2	56

Note: if any amounts are shown in items 6.1 or 6.2, your quarterly activity report must include a description of, and an explanation for, such payments.

Payments relate to Director's fees and their associates

Mining exploration entity or oil and gas exploration entity quarterly cash flow report

7. Financing facilities	Total facility amount at quarter end \$A'000	Amount drawn at quarter end \$A'000
<i>Note: the term "facility" includes all forms of financing arrangements available to the entity. Add notes as necessary for an understanding of the sources of finance available to the entity.</i>		
7.1 Loan facilities	-	-
7.2 Credit standby arrangements	-	-
7.3 Other (please specify)	-	-
7.4 Total financing facilities	-	-
7.5 Unused financing facilities available at quarter end		-
7.6 Include in the box below a description of each facility above, including the lender, interest rate, maturity date and whether it is secured or unsecured. If any additional financing facilities have been entered into or are proposed to be entered into after quarter end, include a note providing details of those facilities as well.		
Answer: N/A		

8. Estimated cash available for future operating activities	\$A'000
8.1 Net cash from / (used in) operating activities (item 1.9)	(406)
8.2 (Payments for exploration & evaluation classified as investing activities) (item 2.1(d))	(304)
8.3 Total relevant outgoings (item 8.1 + item 8.2)	(710)
8.4 Cash and cash equivalents at quarter end (item 4.6)	458
8.5 Unused finance facilities available at quarter end (item 7.5)	-
8.6 Total available funding (item 8.4 + item 8.5)	458
8.7 Estimated quarters of funding available (item 8.6 divided by item 8.3)	0.65
<i>Note: if the entity has reported positive relevant outgoings (ie a net cash inflow) in item 8.3, answer item 8.7 as "N/A". Otherwise, a figure for the estimated quarters of funding available must be included in item 8.7.</i>	
8.8 If item 8.7 is less than 2 quarters, please provide answers to the following questions:	
8.8.1 Does the entity expect that it will continue to have the current level of net operating cash flows for the time being and, if not, why not?	
Answer: Yes	
8.8.2 Has the entity taken any steps, or does it propose to take any steps, to raise further cash to fund its operations and, if so, what are those steps and how likely does it believe that they will be successful?	
Answer: Yes The Company is in advanced discussions with a number of parties in relation to raising additional capital in the immediate term. The Company has a high level of confidence of being able to raise sufficient capital to continue its operations, as it has demonstrated over the last 2 years.	

Mining exploration entity or oil and gas exploration entity quarterly cash flow report

8.8.3 Does the entity expect to be able to continue its operations and to meet its business objectives and, if so, on what basis?

Answer:

Yes, see 8.8.2 above.

Note: where item 8.7 is less than 2 quarters, all of questions 8.8.1, 8.8.2 and 8.8.3 above must be answered.

Compliance statement

- 1 This statement has been prepared in accordance with accounting standards and policies which comply with Listing Rule 19.11A.
- 2 This statement gives a true and fair view of the matters disclosed.

Date: 30 April 2025.....

Authorised by:By the Board
(Name of body or officer authorising release – see note 4)

Notes

1. This quarterly cash flow report and the accompanying activity report provide a basis for informing the market about the entity's activities for the past quarter, how they have been financed and the effect this has had on its cash position. An entity that wishes to disclose additional information over and above the minimum required under the Listing Rules is encouraged to do so.
2. If this quarterly cash flow report has been prepared in accordance with Australian Accounting Standards, the definitions in, and provisions of, *AASB 6: Exploration for and Evaluation of Mineral Resources* and *AASB 107: Statement of Cash Flows* apply to this report. If this quarterly cash flow report has been prepared in accordance with other accounting standards agreed by ASX pursuant to Listing Rule 19.11A, the corresponding equivalent standards apply to this report.
3. Dividends received may be classified either as cash flows from operating activities or cash flows from investing activities, depending on the accounting policy of the entity.
4. If this report has been authorised for release to the market by your board of directors, you can insert here: "By the board". If it has been authorised for release to the market by a committee of your board of directors, you can insert here: "By the [name of board committee – eg Audit and Risk Committee]". If it has been authorised for release to the market by a disclosure committee, you can insert here: "By the Disclosure Committee".
5. If this report has been authorised for release to the market by your board of directors and you wish to hold yourself out as complying with recommendation 4.2 of the ASX Corporate Governance Council's *Corporate Governance Principles and Recommendations*, the board should have received a declaration from its CEO and CFO that, in their opinion, the financial records of the entity have been properly maintained, that this report complies with the appropriate accounting standards and gives a true and fair view of the cash flows of the entity, and that their opinion has been formed on the basis of a sound system of risk management and internal control which is operating effectively.