

 SiteMinder

Macquarie

27th Australia
Conference

A SiteMinder customer Six Senses Zil Pasyon, Seychelles

6 May 2025

Important notice and disclaimer

This presentation is given on behalf of SiteMinder Limited (SiteMinder) (ASX: SDR) (ACN 121 931 744). By accepting, accessing or reviewing this presentation, you acknowledge and agree to the terms set out in this Important Notice and Disclaimer.

Disclaimer

To the maximum extent permitted by law, none of SiteMinder Limited or its subsidiaries or their directors, employees or agents accepts any liability, including, without limitation, any liability arising out of fault or negligence, for any loss arising from the use of the information contained in this presentation. In particular, no representation or warranty, express or implied, is given as to the accuracy, completeness or correctness, likelihood of achievement of reasonableness of any forecasts, prospects, statements or returns contained in this presentation. Such forecasts, prospects, statements or returns are by their nature subject to significant uncertainties and contingencies. Actual future events may vary from those included in this presentation.

Summary information

This presentation has been provided to you solely to convey information about SiteMinder and its related entities, and their activities. This presentation is for information purposes only and is not a recommendation or advice in relation to SiteMinder Limited or any product or service offered by SiteMinder Limited or any of its subsidiaries. The information in the presentation is of a general nature only, does not purport to be complete and is not intended to be relied upon as advice to investors or potential investors in evaluating a possible investment in SiteMinder. It has been prepared by SiteMinder with due care, but other than as required by law, no representation or warranty, express or implied, is provided in relation to the accuracy, fairness or completeness of the information, opinions and conclusions contained in this presentation. To the maximum extent permitted by law, none of SiteMinder and its related bodies corporate, or their respective directors, employees or agents, nor any other person accepts liability for any loss arising from the use of this presentation or its contents or otherwise arising in connection with it, including, without limitation, any liability from fault or negligence.

Statements in this presentation are made only as of the date of this presentation, unless otherwise stated, and the information in this presentation remains subject to change without notice. None of SiteMinder, its representatives or advisers is responsible for updating, or undertakes to update, this presentation. Items depicted in photographs and diagrams are not assets of SiteMinder, unless stated.

This presentation should be read in conjunction with SiteMinder's half-year Financial Report for the period ended 31 December 2024 as well as other periodic and continuous disclosure information lodged with the ASX, which are available at www2.asx.com.au and on SiteMinder's investor relations centre accessible via www.siteminder.com.

Not financial product advice or offer

This presentation is for information purposes only and is not a prospectus, product disclosure statement, pathfinder document for the purposes of section 734(9) of the Corporations Act 2001 (Cth) or other disclosure document under Australian law or the law of any other jurisdiction. It is not, and should not be considered as, an offer, invitation, solicitation, advice or recommendation to buy or sell or to refrain from buying or selling any securities or other investment product or to enter into any other transaction in any jurisdiction. It has been prepared without accounting for any person's individual objectives, financial or tax situation or any particular needs. Readers should consider the appropriateness of the information having regard to their own objectives, financial and tax situation and needs, make their own enquiries and investigations regarding all information in this presentation including but not limited to the assumptions, uncertainties and contingencies which may affect future operations of SiteMinder and the impact that different future outcomes may have on SiteMinder, and seek legal and taxation advice appropriate for their jurisdiction.

Currency

All amounts in this presentation are in Australian dollars unless otherwise stated.

Effect of rounding

A number of figures, amounts, percentages, estimates, calculations of value and fractions in this presentation are subject to the effect of rounding. Accordingly, the actual calculation of these figures may differ from the figures set out in this presentation.



Important notice and disclaimer (continued)

Past performance

Past performance information, including past share price information, given in this presentation is given for illustrative purposes only and should not be relied upon as an indication of future performance.

Future performance

Forward-looking statements, opinions and estimates provided in this presentation are based on assumptions and contingencies which are subject to change without notice, as are statements about market and industry trends, which are based on interpretations of current market conditions. Forward-looking statements reflect expectations as at the date of this presentation. However, they are not guarantees or predictions of future performance or events or statements of fact. They involve known and unknown risks, uncertainties and other factors, many of which are beyond SiteMinder's control, and which may cause actual results to differ materially from anticipated results, performance or achievements expressed or implied by the forward-looking statements contained in this presentation.

Other than as required by law, although they believe there is a reasonable basis for any forward-looking statements, neither SiteMinder nor any other person (including any director, officer or employee of SiteMinder or any related body corporate) gives any representation, assurance or guarantee (express or implied) as to the accuracy or completeness of each forward-looking statement or that the occurrence of any event, results, performance or achievement will actually occur. Except as required by applicable laws or regulations, SiteMinder does not undertake to publicly update or review any forward-looking statements, whether as a result of new information or future events.

Financial information

Certain financial data included in this presentation is 'non IFRS financial information'. These measures are used internally by management to assess the performance of the business and make decisions on the allocation of resources and are included in this presentation to provide greater understanding of the underlying financial performance of the Group's operations. When reviewing business performance, this non-IFRS information should be used in addition to, and not as a replacement of, measures prepared in accordance with IFRS. Readers are cautioned not to place undue reliance on any non-IFRS financial information and ratios included in this presentation. The non-IFRS information has not been subject to audit or review by SiteMinder Limited's external auditor.

The non-IFRS measures do not have any standard definition under IFRS and may be calculated differently by other companies.

Market share information

All market share information in this presentation is based on management estimates and internally available information, unless otherwise indicated.

No offer of securities

Nothing in this presentation should be construed as either an offer to sell or a solicitation of an offer to buy or sell SiteMinder Limited securities in any jurisdiction.

Reliance on third party information

This presentation contains information that has been derived or sourced from publicly available sources or third parties (such as market and industry data). Such information have not been independently verified by SiteMinder nor have those third parties or industry or general publications authorised or approved the publication of this presentation. No representation or warranty is made as to the accuracy, completeness or reliability of the such information. This presentation should not be relied upon as a recommendation or forecast by SiteMinder Limited.

Authorisation

This presentation has been authorised for lodgement with the ASX by SiteMinder's Board of Directors.



Intro to SiteMinder

Success drivers

Smart Platform

Trading update

Q&A

all use only



Who is SiteMinder?

Who we are

SiteMinder is a **global software leader** serving the **hotel industry**

What we solve

SiteMinder helps hoteliers **expand and optimise distribution** around the world to **maximise revenue**

Our operating model

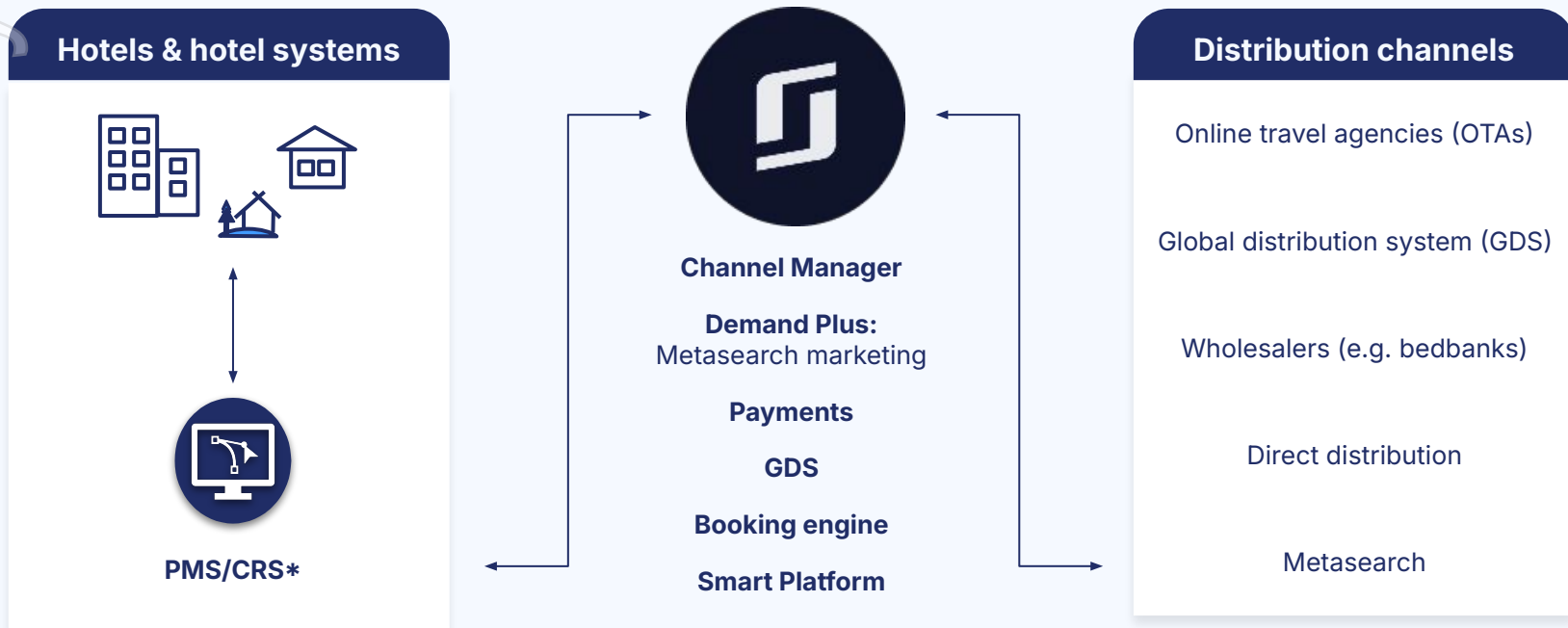
Resilient revenues underpinned by **SaaS subscription** and a **'land and expand' model**.

Our presence and reach

True global presence with a multilingual platform in 8 languages, spanning **150+ countries**.

SiteMinder help hoteliers unlock their full revenue potential

Internal use only



*PMS = property management system (business management software);
CRS = central reservation system (reservation management software for chain hotels)



Market-leading and innovative product suite

SiteMinder is the **world's most awarded hotel technology suite.**

Winner of the **Hotelier's Choice Award** for four straight years.



The world's leading hotel distribution and revenue platform

Subscription properties

47.2k

World's leading hotel
distribution and revenue platform

Rooms

2.3m+

Larger and growing faster than
leading hotel groups;
a highly valuable inventory source

Gross booking value

\$80b+

across 125m+ reservations
around the world

Annual recurring
revenue (ARR)

\$216.2m

+22.0% y/y (cc,org) in H1FY25
and accelerating

H1FY25 LTV/CAC

6.1x

Both LTV and CAC improving.
Value accretive customer
acquisition and upsell.

Transaction product uptake

30.6k

~3x in three years.
Proven upsell execution.



Success Driver:
Strong user
engagement for
revenue activities

>95%

of Platform users are
active on a monthly basis

>90%

actively engage with
distribution and revenue
management features

3.5

average active days
per user per week

3

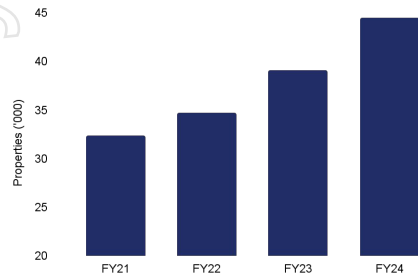
average active sessions
per user per work day

6

average active sessions
per property per work day

Success Driver - Efficient growth model with multiple levers

Property growth

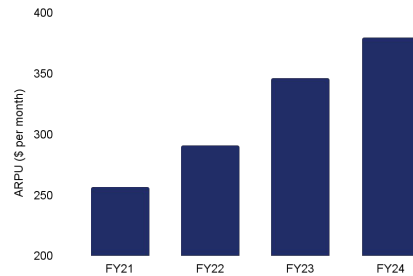


Large global TAM >1m properties

Global go-to-market model with **strong unit economics across all regions**

Targeting larger customers with greater revenue opportunities.

ARPU growth

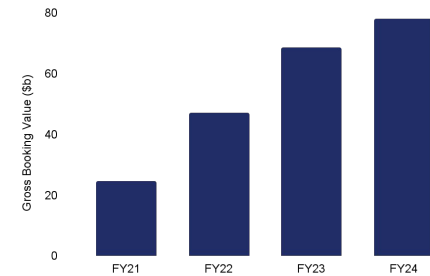


ARPU expansion **contributed >50% of revenue growth** over the last 3 years

Sustainable ARPU growth primarily through upsell rather than price

Transaction product adoption up ~3x in 3 years with further opportunities ahead

Gross booking value




SiteMinder manages **\$80b of reservations** for hoteliers and partners

Monetisation rate of ~0.25% undervalues the benefits from the SiteMinder Platform


Significant **monetisation opportunities** via the **Smart Platform strategy**

Success Driver - Efficient global go to market model

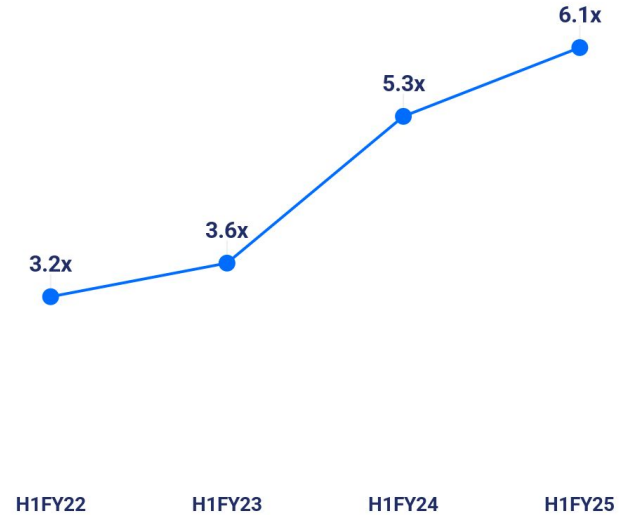
Customer Lifetime Value (LTV - A\$)



Customer Acquisition Cost (CAC - A\$)

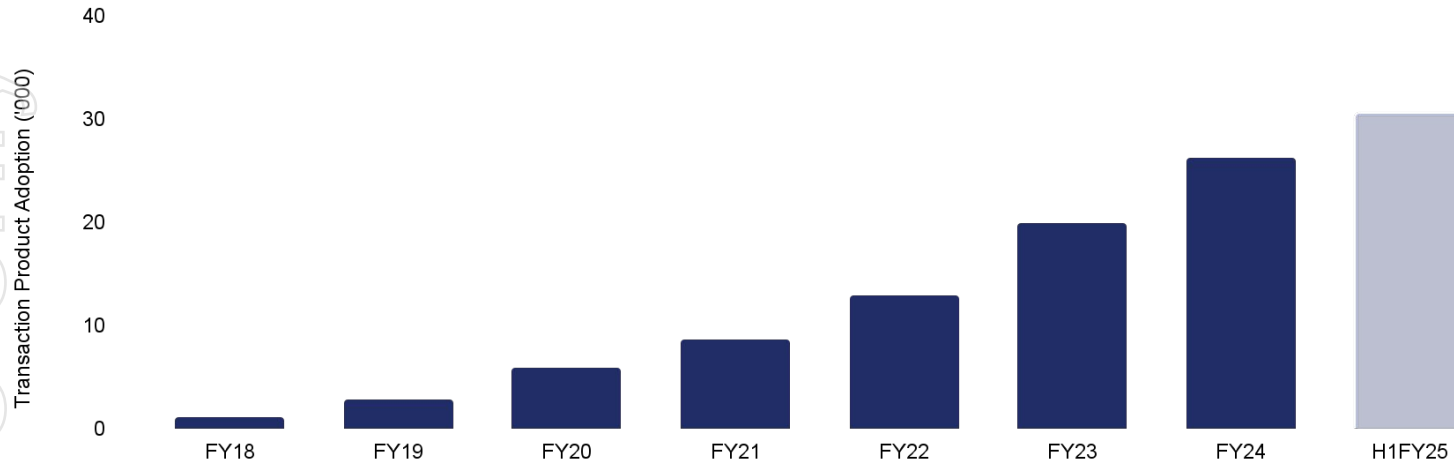


LTV/CAC



Success Driver - Customer upsell capability

Transaction product adoption - Strong track record of upsell success



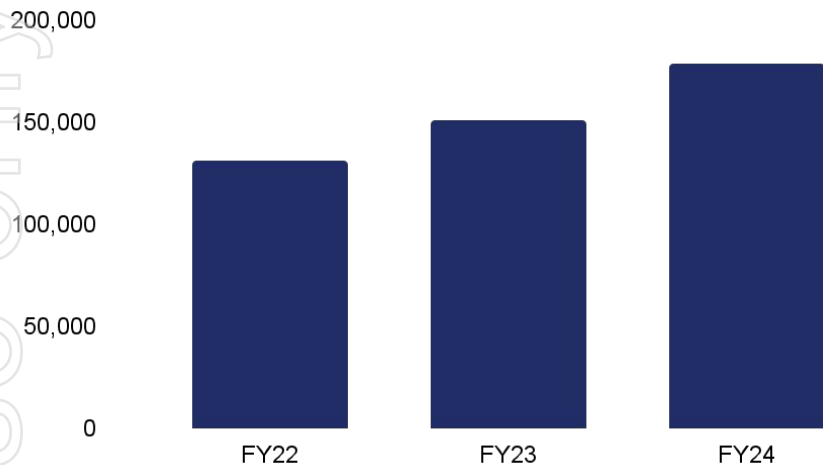
SiteMinder launched **SiteMinder Pay** in FY18 and **Demand Plus** in FY19

Transaction product uptake has increased 26x since FY18 at low incremental cost, demonstrating our upsell capability



Success Driver - Efficient and scalable operations

Revenue per employee (\$A)



- **Revenue** has grown at **3x the rate of operating cost** since FY22¹
- **Revenue per headcount** has improved **36%** since FY22¹, demonstrating **upsell success**
- **Operating costs² per headcount** has reduced by **25%** since FY22¹ in real terms
- **Investing for growth** with headcount growing 19% since FY22¹.
- **50% of employees are located in Asia and Latin America**, supporting a business with **85% of revenue outside Australia.**

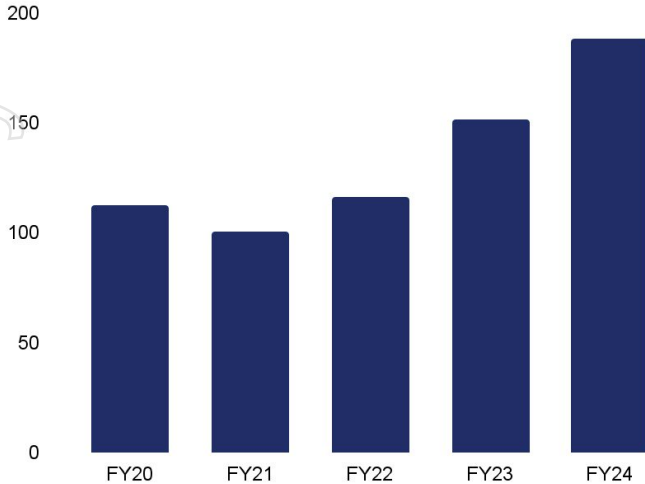
¹ All growth metrics relate to FY24 compared to FY22 unless otherwise stated

² Operating costs includes sales & marketing, research & development, general & administration, and share based payment expenses

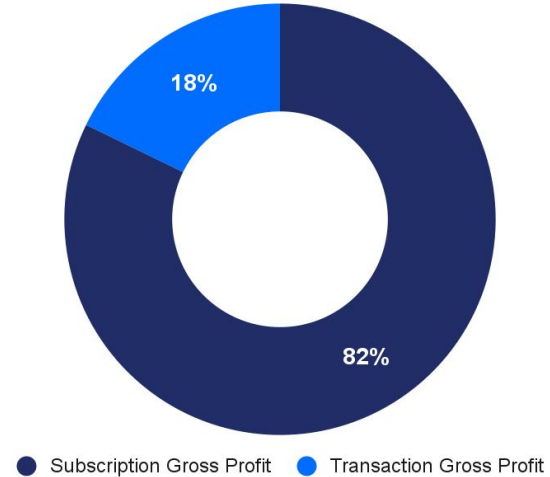


Success Driver - Resilient business model

Revenue (A\$m)



SiteMinder Gross Profit Mix (LTM)



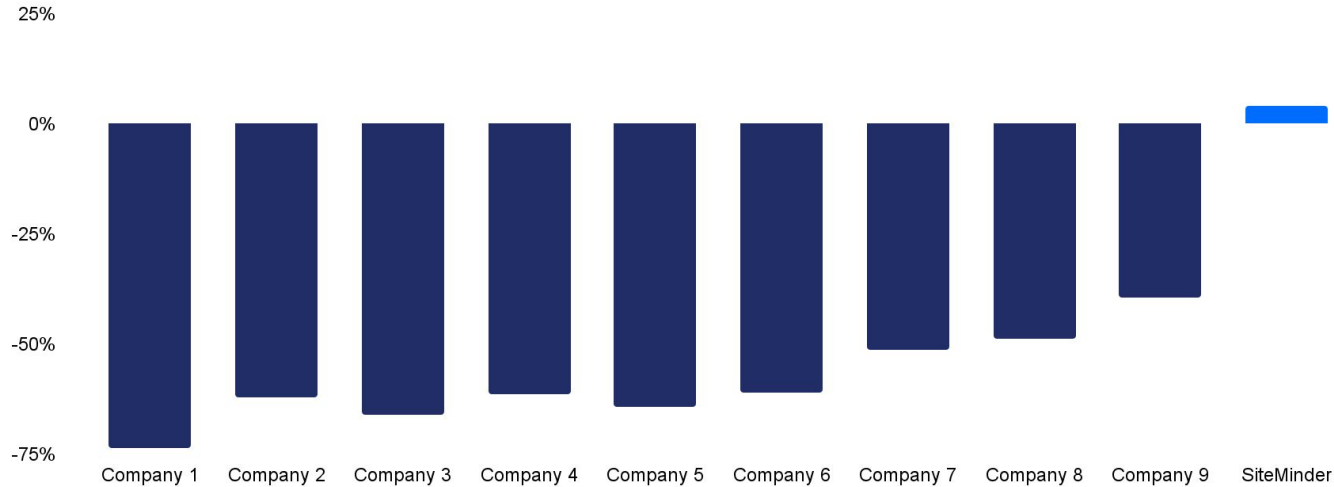
SiteMinder delivered **stable revenues in FY21 during COVID**, the most disruptive macro environment in recent history

High subscription gross profit provide bottom line resilience during macro uncertainty



Proven resilience under tough macro conditions

Outperforming travel companies under tough macro conditions: FY21 vs FY19 revenue



*Companies in alphabetical order: Amadeus, Despegar, Booking.com, Expedia, MakeMyTrip, Sabre Corp, Tripadvisor, Trip.com, Trivago. Adjusted to SiteMinder's June financial year end.

SiteMinder delivered **stable revenues** during the most recent macro downturn, underpinned by **SaaS subscription**; significantly **outperforming travel companies**

Resilient travel exposure under uncertain macro - **Leisure, domestic, and regional**



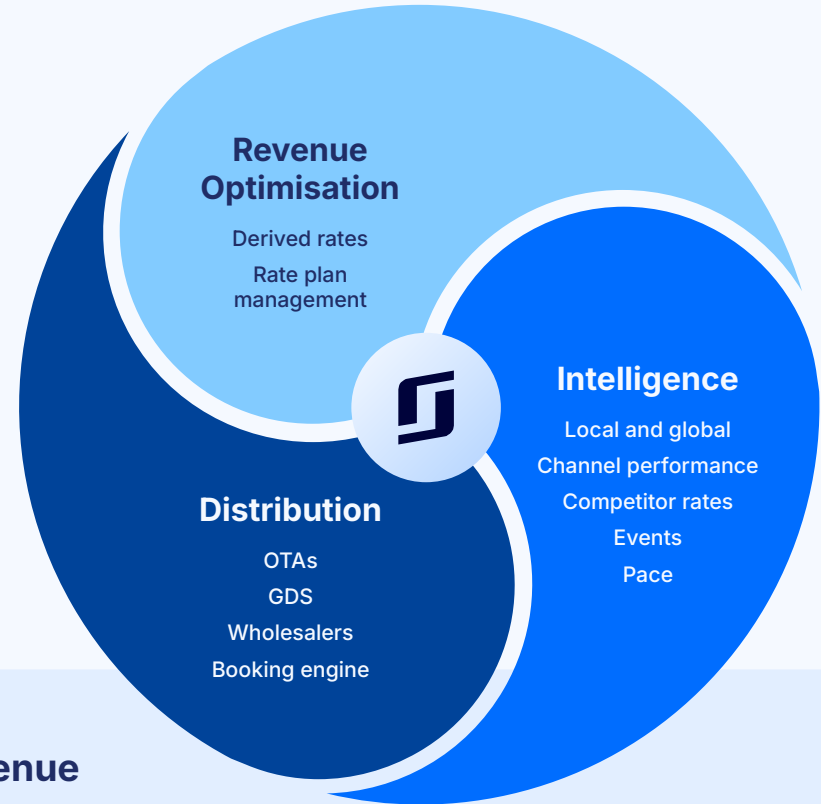
mail use only

Smart Platform



Smart Platform

Convergence of distribution, intelligence and revenue optimisation.



Unified experience maximising hotel revenue

Channels Plus - Extending reach without the pain points

Removing the commercial and operating challenges faced by hoteliers and partners in expanding distribution

Hotels

3,000+ participating hoteliers contributing 150k rooms

Expand distribution with a **few clicks** at **no additional cost***

Control pricing and **protect price parity**

Guest transparency and engagement presenting **upsell opportunities**

Distribution Partners

35+ partners including Agoda and Trip.com

Accelerated access to incremental global inventory

Cost effective inventory access

Direct engagement opportunities with hoteliers through campaign engine

* Hoteliers incur no additional costs on top of transactional fees payable to distribution partners



Dynamic Revenue Plus - Helping hoteliers overcome poor data, analysis, and execution...**a lot more than just a RMS!**

Data

Leveraging SiteMinder's proprietary data to deliver unique insights

One of the **industry's largest data asset** with >125m reservations each year spanning 150 countries

Source and destination data at a localised level.

Scale and depth of data offering **new insights** and **enhanced accuracy.**

Multifactor optimisation

Optimising all aspects of guest acquisition

Pricing - integration with IDEaS, the industry's leading revenue management system

Channel selection - helping hotels sell on the right channels at the right time

Inventory allocation - managing channel exposure to maximise revenue and margin

Unrivalled execution

Helping hoteliers adapt at speed and with flexibility

Integrated solution. Everything in one place - helping save time through improved workflow

AI supported analysis and decision making, helping hoteliers decipher diverse and complex data sets

Backed by SiteMinder's Channel Manager - ensuring changes reach the market quickly and accurately

Smart Platform - Positioned to scale in FY26

Channels Plus Partnerships

35+ partners signed

20 partners live

GRUPO

VIAJES El Corte Inglés

Trip.com Group



Strong partnership pipeline of regional distribution leaders

Channels Plus hotel on-boarding

New SiteMinder subscribers on 'opt-out' arrangement

New Little Hotelier subscribers on platform and on 'opt-out' arrangement from FY26

Outreach to existing hotels underway and ready to accelerate

Smart Distribution Platform

Generating revenue and performing in line with expectations

Targeting program expansion

Trading update and guidance

Based on trading to date, SiteMinder expects ARR growth (cc,organic) at the end of FY25 to accelerate from the 22% y/y growth at the end of H1FY25.

SiteMinder, with the Smart Platform strategy, continues to target 30% organic annual revenue growth in the medium term.

SiteMinder expects to be underlying EBITDA and underlying free cash flow positive in FY25, and make continued progress on the Rule of 40¹.

¹ Rule of 40 is the sum of a software company's revenue growth and profit margin. For the purpose of calculating its Rule of 40 performance, SiteMinder defines revenue growth as constant currency organic revenue growth which removes the impact of currency movements, acquisitions, divestments, and non-operational items. SiteMinder defines profit margin as underlying free cash flow margin, which is calculated as the sum of reported operating and investing cash flow divided by revenue, adjusted for non-recurring items.



Internal use only

Q&A



Annual Recurring Revenue (ARR)

ARR is the prior month's recurring subscription revenue multiplied by 12 and the prior quarter's transaction revenue from subscriber customers multiplied by four (assuming any promotions have ended). ARR provides a 12-month calculation of revenue at a point in time, assuming other factors such as subscriber numbers, transaction volumes, pricing and foreign exchange remain unchanged. ARR does not represent the Group's actual results, is not a financial forecast and should not be used in isolation as a forward-looking indicator of revenue.

Constant Currency (CC)

Constant currency comparisons for all metrics are based on budgeted exchange rates. AUD/USD 0.66 | AUD/GBP 0.51 | AUD/EUR 0.60.

Customer Acquisition Cost (CAC)

Customer Acquisition Cost (CAC) is calculated by the total sales, marketing and onboarding expenses over a period, less any setup fees charged in the period, divided by the number of gross new properties acquired in the period. Figures are on a rolling average depending on the period covered i.e. 6 months for half year or 12 months for full year.

Lifetime Value (LTV)

LTV is the recurring (subscription + transactional) gross margin expected from a property over the lifetime of that property. It is calculated by taking the monthly average ARPU over the trading period, multiplied by the gross margin percentage, divided by Monthly Revenue Churn. Figures are on a rolling average, depending on the period covered i.e. 6 months for half-year or 12 months for full-year.

Monthly ARPU

Average revenue per user (or property) measures the average revenue from each customer and is used in calculating LTV. It also indicates if the value of a customer is increasing or decreasing on average and helps management to analyse the performance of the business and make decisions on pricing and investment decisions. It is calculated by using monthly recurring revenue and dividing it by number of properties for each respective month. The monthly ARPU is presented as the average of the last 6 months for half year or 12 months for full year.

Monthly Revenue Churn (%)

The value of monthly recurring revenue attributed to subscribers who terminate their contract with us in a month, expressed as a percentage of the total monthly recurring revenue at the start of that month. Monthly Revenue Churn is used by management to assess customer retention. If Monthly Revenue Churn increases, then the Group LTV declines and vice versa, if the Group Monthly Revenue Churn decreases, the Group's LTV increases. It is a metric which relies on an average of past performance and isn't indicative of the churn at the current point in time or of future performance.

Monthly Net Revenue Churn is calculated by deducting the value of upgrades in recurring revenue of existing subscribers from the churned revenue, before expressing as a percentage of the total monthly Recurring Revenue.

Properties (Customers)

Properties means each unique property which subscribes to one or more of SiteMinder's products. Customers with multiple products that are linked to the same property are counted as a single property.

Investor relations

Paul Wong

investor.relations@siteminder.com

Media enquiries

Zoe Lee

media@siteminder.com

Internal use only



siteminder.com/investor-relations

