

ersonal use only

VOLTGROUP

ASX:VPR

AGM Presentation

27 May 2025

Volt Power Group Proxy Results

(Votes 'M)

VOLTGROUP

		For		Against		Abstain	
		Votes	%	Votes	%	Votes	%
RESOLUTION 1	REMUNERATION REPORT	2,700.2	99.48	12.1	0.45	1.9	.07
RESOLUTION 2	RE-ELECTION OF MR PAUL EVERINGHAM AS A DIRECTOR	4,229.8	99.27	0.9	0.02	30	0.70
RESOLUTION 3	APPROVAL OF EMPLOYEE INCENTIVE PLAN	1,245.3	96.35	17.2	1.33	30	2.32
RESOLUTION 4	ISSUE OF OPTIONS TO MR ADAM BOYD UNDER THE PLAN	1,235.3	95.57	27.2	2.10	30	2.32
RESOLUTION 5	ISSUE OF PERFORMANCE RIGHTS TO MR PAUL EVERINGHAM UNDER THE PLAN	1,245.3	96.35	17.2	1.33	30	2.32
RESOLUTION 6	ISSUE OF PERFORMANCE RIGHTS TO MR PETER TORRE UNDER THE PLAN	1,245.3	96.35	17.2	1.33	30	2.32
RESOLUTION 7	ISSUE OF PERFORMANCE RIGHTS TO MR SIMON HIGGINS UNDER THE PLAN	1,245.3	96.35	17.2	1.33	30	2.32
RESOLUTION 8	CONSOLIDATION OF CAPITAL	4,214.4	98.92	46.2	1.08	-	0
RESOLUTION 9	CONFIRMATION OF APPOINTMENT OF AUDITOR	4,259.8	99.98	0.9	0.02	-	0
RESOLUTION 10	SECTION 195 APPROVAL	4,212	98.86	12.2	0.29	36.5	0.86

Disclaimer

Important notices and competent person's statement

This document is for informational purposes only. This document does not constitute or contain an offer, invitation, solicitation or recommendation with respect to the purchase or sale of any security in Volt. This document is not a prospectus, product disclosure statement or other offering document under Australian law or any other law, will not be lodged with the Australian Securities and Investments Commission, and may not be relied upon by any person in connection with an offer or sale of Volt securities.

Summary information

This document contains a summary of information about Volt and its activities that, unless otherwise stated, is current as at the date of this document. The information in this document is general in nature and does not contain all the information which a prospective investor may require in evaluating a possible investment in Volt or that would be required in a prospectus or a product disclosure statement prepared in accordance with the Corporations Act or the securities laws of any other jurisdiction.

No liability

The information contained in this document has been prepared in good faith by Volt, however no guarantee, representation or warranty expressed or implied is or will be made by any person (including Volt and its affiliates and their directors, officers, employees, associates, advisers and agents) as to the accuracy, reliability, correctness, completeness or adequacy of any statements, estimates, options, conclusions or other information contained in this document. No person other than Volt is responsible for the preparation of this document.

To the maximum extent permitted by law, Volt and its affiliates and their directors, officers employees, associates, advisers and agents each expressly disclaims any and all liability, including, without limitation, any liability arising out of fault or negligence, for any loss arising from the use of or reliance on information contained in this document including representations or warranties or in relation to the accuracy or completeness of the information, statements, opinions, forecasts, reports or other matters, express or implied, contained in, arising out of or derived from, or for omissions from, this document including, without limitation, any financial information, any estimates or projections and any other financial information derived therefrom.

Statements in this document are made only as of the date of this document unless otherwise stated and the information in this document remains subject to change without notice. No responsibility or liability is assumed by Volt or any of its affiliates for updating any information in this document or to inform any recipient of any new or more accurate information or any errors or mis-descriptions of which Volt and any of its affiliates or advisers may become aware.

Forward looking statements

Certain information in this document refers to the intentions of Volt, but these are not intended to be forecasts, forward looking statements or statements about the future matters for the purposes of the Corporations Act or any other applicable law. The occurrence of the events in the future are subject to risk, uncertainties and other actions that may cause Volt's actual results, performance or achievements to differ from those referred to in this document. Accordingly Volt and its affiliates and their directors, officers, employees and agents do not give any assurance or guarantee that the occurrence of these events referred to in the document will actually occur as contemplated.

Statements contained in this document, including but not limited to those regarding the possible or assumed future costs, performance, dividends, returns, revenue, exchange rates, potential growth of Volt, industry growth or other projections and any estimated company earnings are forward looking statements. Forward-looking statements can generally be identified by the use of words such as 'project', 'foresee', 'plan', 'expect', 'aim', 'intend', 'anticipate', 'believe', 'estimate', 'may', 'should', 'will' or similar expressions. These statements relate to future events and expectations and as such involve known and unknown risks and significant uncertainties, many of which are outside the control of Volt. Actual results, performance, actions and developments of Volt may differ materially from those expressed or implied by the forward-looking statements in this document.

Such forward-looking statements speak only as of the date of this document. There can be no assurance that actual outcomes will not differ materially from these statements. To the maximum extent permitted by law, Volt and any of its affiliates and their directors, officers, employees, agents, associates and advisers:

- disclaim any obligations or undertaking to release any updates or revisions to the information to reflect any change in expectations or assumptions;
- do not make any representation or warranty, express or implied, as to the accuracy, reliability or completeness of the information in this document, or likelihood of fulfilment of any forward-looking statement or any event or results expressed or implied in any forward-looking statement; and
- disclaim all responsibility and liability for these forward-looking statements (including, without limitation, liability for negligence).

Not financial product advice

This document does not constitute financial product advice or take into account your investment objectives, taxation situation, financial situation or needs. This document consists purely of factual information and does not involve or imply a recommendation of a statement of opinion in respect of whether to buy, sell or hold a financial product.

An investment in Volt is considered to be speculative in nature. Before making any investment decision in connection with any acquisition of securities, investors should consult their own legal, tax and/or financial advisers in relation to the information in, and action taken on the basis of, this document.

Acceptance

Each recipient of this document is deemed to have accepted the qualifications, limitations and disclaimers contained herein.

Corporate & Management

Capital Structure

Shares on issue	10,717M
Options on issue	210M
Market Cap (@ \$0.001/Share)	\$10.7M
Cash (@ 21 May 2025)	\$1.8M
Debt (@ 21 May 2025)	\$0.2M
Enterprise Value	\$9.1M

Board



**MR ADAM
BOYD**
Executive Chairman



**MR PAUL
EVERINGHAM**
Non-Executive Director



**MR PETER
TORRE**
Non-Executive Director



**MR SIMON
HIGGINS**
Non-Executive Director

Management



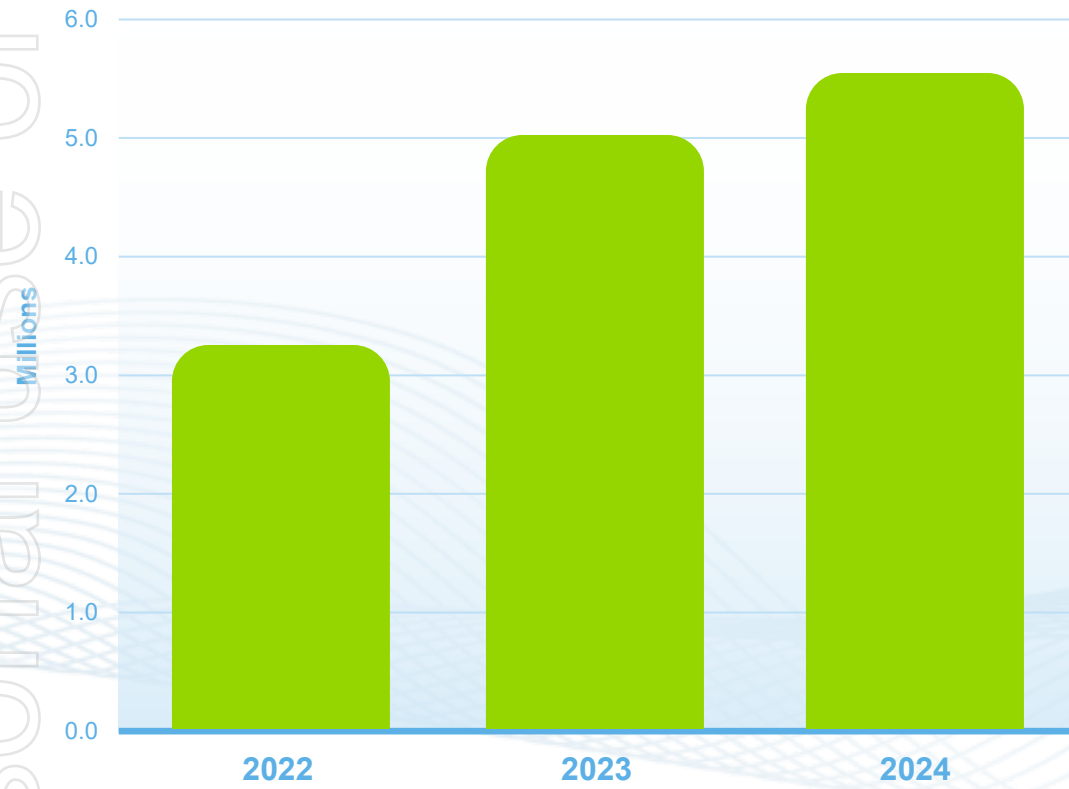
**DAVE
SHARP**
GM, EcoQuip



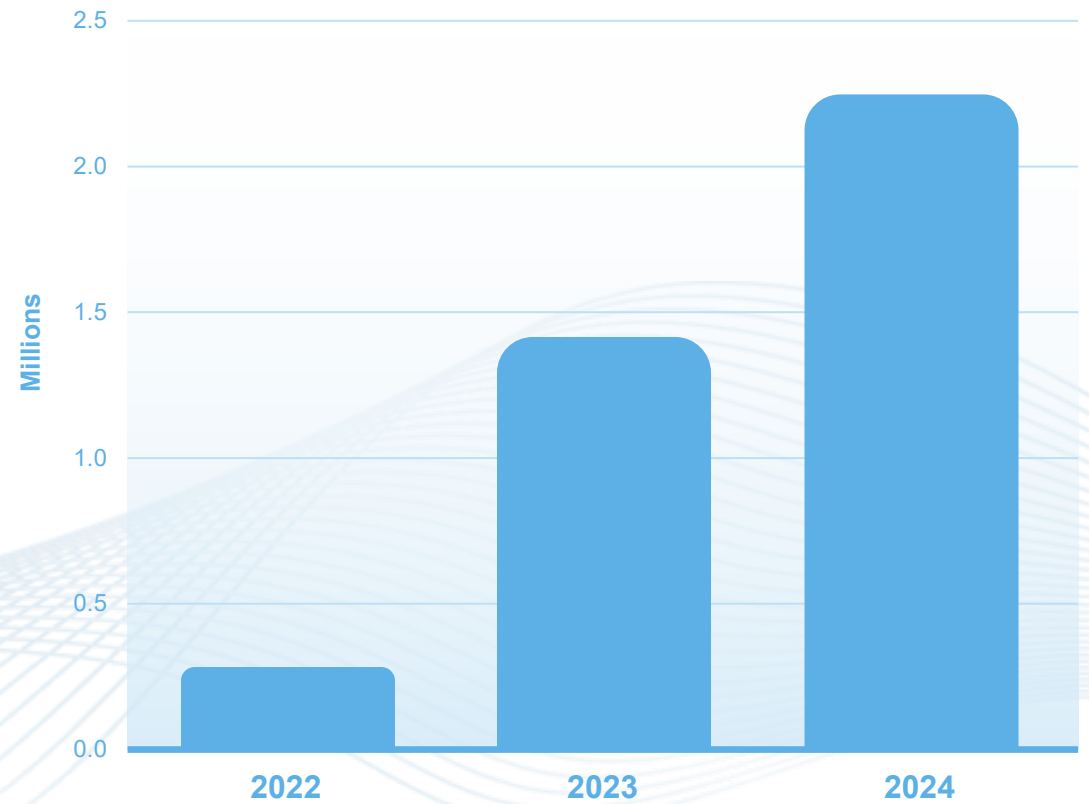
**ADELA
CIUPRYK**
Chief Financial Officer

FY24 Financial Highlights

Revenue



Adjusted EBITDA

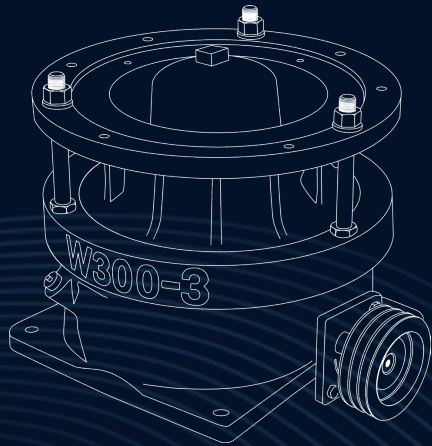


Personal use only

Business Overview


Volt Group Limited (ASX: VPR)

“An industrial technology OEM developing next-generation mining equipment solutions and ESG focused, zero emission energy technologies that reduce costs with scalable growth potential across global markets”




WESCONE

The Resource Sector Sample
Crushers Benchmark




ATEN

Lowest Cost, Zero Emission
Baseload Power



HYTEN

Lowest Cost, Zero Emission
Hydrogen



ecoQUIP

Mobile Solar Light &
Communications Towers

ersonal use only


ECOQUIP

Zero Emission Mobile Light & Comms Tower

~50% cheaper than traditional diesel solutions

VOLTGROUP

ecoQUIP



EcoQuip OEM solutions (patent pending) deliver:

- Market-leading illumination performance
- ~50% cost savings vs trad diesel light plant
- Military-spec build quality & high reliability
- Technology Platform that delivers real-time telemetry, remote control, data analytics and pre-emptive Ai performance notifications

EcoQuip light & communication solutions are scalable with growth opportunities across global markets and industries.

ersonal use only

ECOQUIP

Technology Platform & Equipment Solutions

VOLTGROUP

The EcoQuip Technology Platform developed with US domiciled aerospace electronics, power management, software and illumination experts

Breaks new ground on charge / performance efficiency, illumination footprint & active / predictive Ai software capabilities

The autonomous platform is deployed in four EcoQuip solutions:

1. **Mobile Solar Light Tower** – power budget & illumination performance to displace diesel fuel traditional solutions
2. **Mobile Solar Communications Tower** – power budget to support ‘mission critical’ autonomous mining network reinforcement
3. **Mobile Solar Environmental Tower** – remote camera surveillance, movement & noise monitoring / telemetry
4. **Mobile Remote Surveillance Tower** – remote Ai camera live satellite surveillance

High Performance No Compromise



ECOQUIP

Capabilities for the 'Mines of the Future'

VOLTGROUP

Customer Cloud Portal

Real-time, cloud-based data telemetry reporting via web-enabled client portal with remote-control capability via Wi-Fi, 4G & Satellite

Proprietary Solar / BESS Energy storage system

22KWh BESS – Lithium Ferro Phosphate

High Performance Luminaires

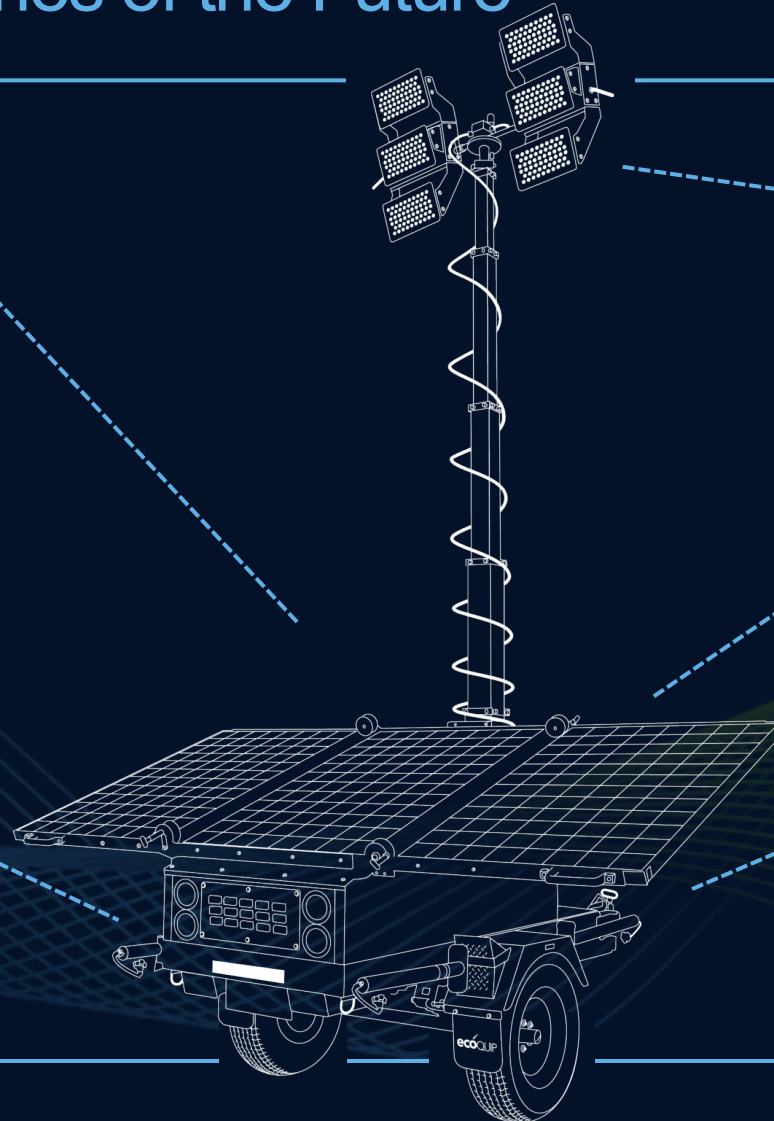
Uniquely developed OEM 'high efficiency' illumination technology to optimise work area lux footprint

Military-Grade Fab & Coatings

Built to US military specification quality

Proprietary Power Management Controller

~40% enhanced efficiency with multiple diagnostic & notification capabilities and remote notifications



ersonal use only


ECOQUIP Case Study

Barrow Island Deployment

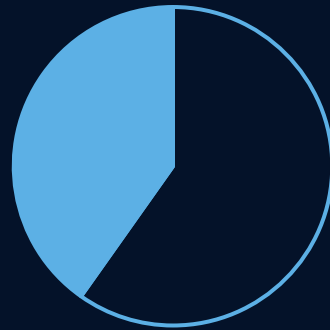
VOLTGROUP

Average MSLT #
Deployed

50



Average Time On Per Day



10
Hours

Deployment Period

~3 years

Total Diesel Saved

1,056,000 Litres

Total CO₂ Abated

~3,200 Tonnes

Net Total Cost Saved Vs Diesel (\$A)

3,750,000

A fantastic result... we all love the solar towers both from an environmental perspective and utility perspective. They are so useful, easy to use and the options / control we have over them with the dashboard, timing and other settings is just fantastic.

EcoQuip Commercial Landscape

Salient Deployments and High-Potential Opportunities

VOLTGROUP



55x MSLT deployed to Barrow Island with growth potential.

Chevron USA MSLT demonstration deployments ongoing.



Extended 2+ year trial with negotiations advancing. Significant deployment at BHPIO Pilbara operations.



"Evergreen" contract signed with initial 2x MSLT deployment at Olive Downs and site-by-site rollout strategy. MSCT deployments expanding to ~12x.



Initial demonstration trials successfully matured to formal demonstration contract execution. Formal 8x MSLT demonstration underway.



Initial demonstration trial advanced to formal demonstration trial contract execution. Formal 2x MSLT demonstration underway.



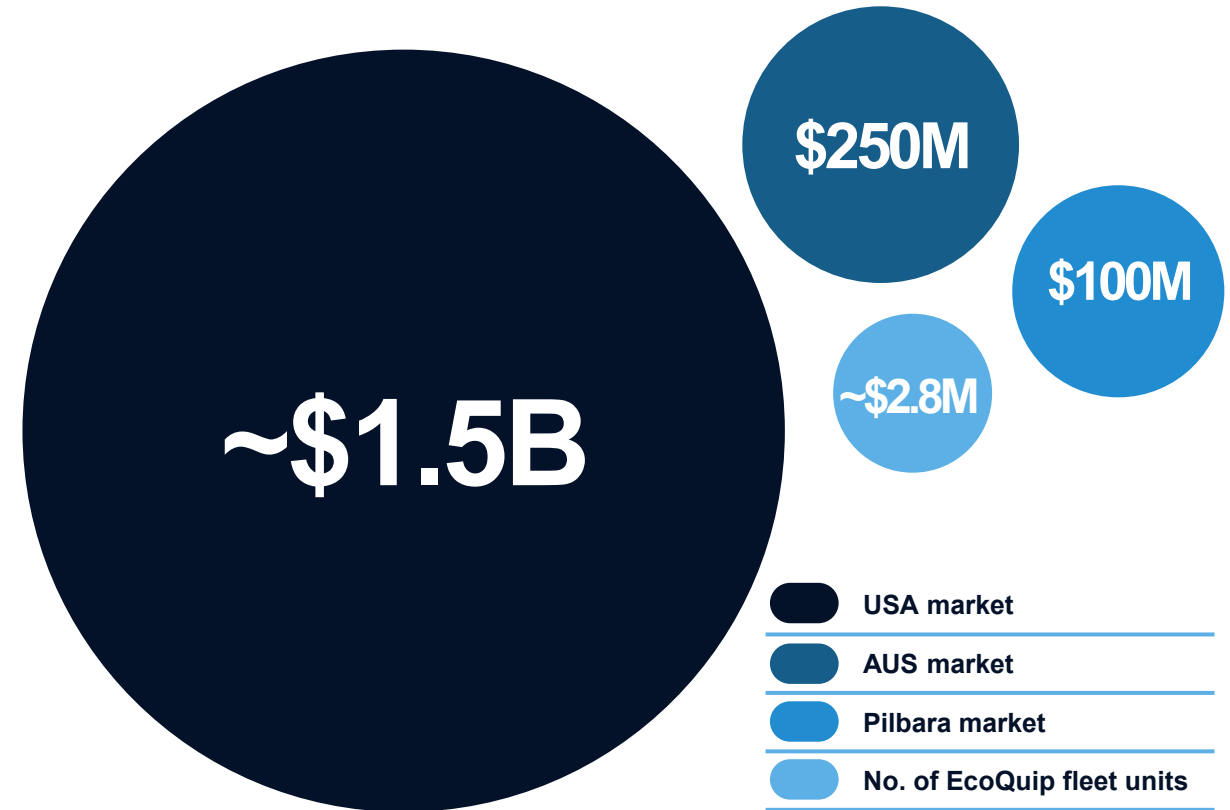
New engagement. EcoQuip has a market-leading, zero-emission lighting solution capable of displacing traditional diesel lighting plants.

ECOQUIP

Market Opportunity

Large Total Addressable Market in WA/Pilbara & USA market

- **EcoQuip** has ~80 units deployed across Chevron, Thiess, BHP, Macmahon, Westgold, Evolution and growing
- **EcoQuip** run-rate revenue today of ~\$2.3m per annum (FY24 revenue growth 55%)
- Advanced manufacture of additional 30 MSLTs for deployment in Q3 2025
- Pilbara market ~4,000¹ light towers - \$100m+ p.a. revenue potential
- Large addressable market in Australia across resources, construction / infrastructure and defence applications
- Significant market opportunity in the southern states of USA




¹ EcoQuip management estimate

² Light Tower research report by www.researchandmarkets.com

WESCONE

Value Proposition

VOLTGROUP



Wescone OEM Sample Crusher solutions (patented) deliver:

- market leading single pass high through put performance – 6tph (15:1 reduction)
- Maximum reduction ratio up to 25:1
- Long lifecycle duration
- Robust build quality

A 25+year history integrated into iron ore sector ISO3082-accredited sample systems. Wescone crushers have an established market presence and global growth opportunities.

WESCONE

The Product

- **Wescone** manufactures the proprietary W300 sample crusher range and sample crushing solutions for the mining, mineral processing and assay laboratory industries.
- The **Wescone** W300 range comprises three alternative sample crushers with unique dimensional feed acceptance capabilities.
- **Wescone** has a 25-year track record of supplying the global iron ore industry as an embedded component of ISO3082 accredited sample systems
- **Wescone** sales total 300 x W300 crushers across three continents



BHP



GLENCORE



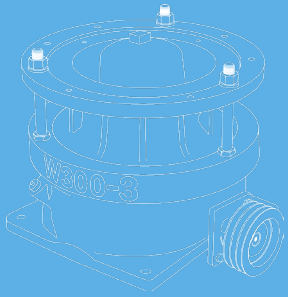
RioTinto



WESCONE

Australian & African Market Developments

VOLTGROUP



Successful R&D program
extend lifecycle & increased moisture
spec of Wescone W300 range

BHP RioTinto

Received positive feedback
from largest customers

MIT-GROUP
MINERAL INNOVATIVE TECHNOLOGIES GROUP

Secured new African
distribution partner, Mineral
Innovative Technologies
MIT brings 10-year track record in
sample preparation equipment and
laboratory systems

BHP 

 **AngloAmerican**

 **Fortescue**

 **ASSMANG** **RioTinto**

Supplied to new Rio
Tinto & BHP projects
during 2023 - 2025

(Gudai Darri, Cape Lambert Lab,
South Flank, Western Ridge)

 **AngloAmerican**

8x new crushers
supplied to Anglo American SA
located iron ore mines in 2024

New W300 prototype
deployed in the Pilbara with
high moisture feed
capability – sites
encountering water table /
dust suppression

GLENCORE

**SOLID Tier 1
customer base**

ATEN Waste Heat to Power

PowerGen efficiency, affordability & hybrid network stability

VOLTGROUP



ATEN

The **ATEN System** recovers exhaust waste heat energy from existing open cycle gas turbine power stations to generate incremental, zero-emission, baseload power.

ATEN complements renewable hybrid / gas fueled networks via significantly lower cost, enhanced network stability and reduced carbon intensity vs solar/wind/BESS alone.

ATEN drives energy efficiency to reduce gas consumption and carbon intensity of gas fueled power generation by 15 – 30% (enhanced efficiency).

The energy efficiency pathway to lowest cost, zero emission baseload power.

ATEN (Accretive Thermal Efficiency Node)

“a unique combination of proven energy recovery sub-systems in a patented configuration”

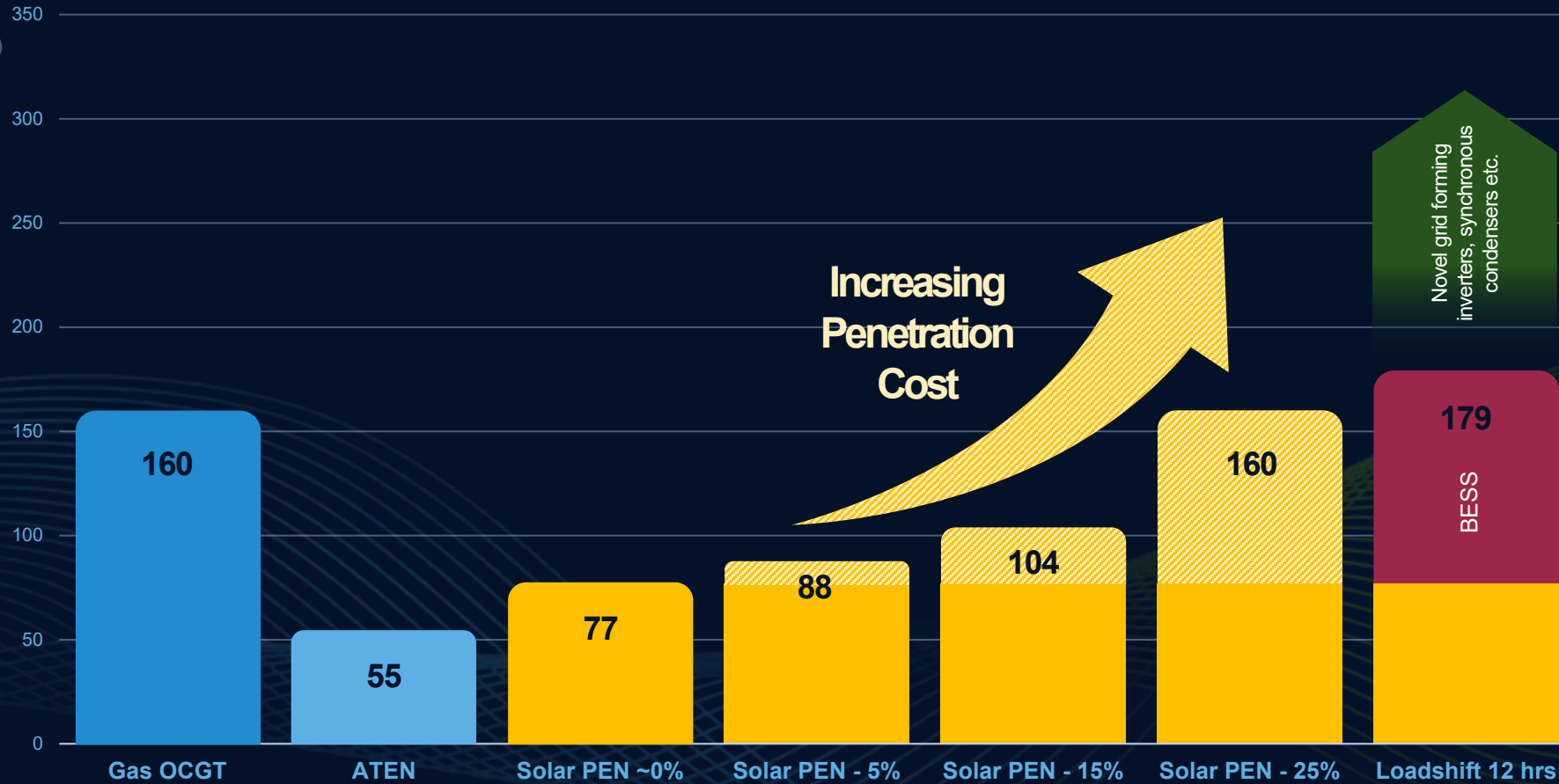
- Baseload, zero emission incremental electricity for a ~60% lower CAPEX and ~50% lower lifecycle cost Vs annual generation equiv. solar and wind.
- ~15 - 30% capacity and generation increase with zero additional fuel gas use.
- Compatible existing solar / wind / gas hybrid systems connected to remote off-grid and on-grid electricity networks.
- Enhances OCGT energy efficiency - critical to supporting the Renewables Roll-out and mission critical industrial process emission reduction.



ATEN

The ATEN Value Proposition (A\$ LCOE comparison)

ersonal use only



1. OCGT LCOE - GE LM6000 @ A\$9/GJ for fuel gas
2. ATEN LCOE - ~A\$4.4M/MW CAPEX - 2022 Pre-feasibility Study (inc. Remote Install CAPEX Adj +30%), Utilisation 95% (Baseload)
3. Solar LCOE - A\$2.5M/MW(AC) CAPEX - 2021 IRENA Solar Generation (inc. Remote Install CAPEX Adj +30%); Utilisation - 28.5% (Intermit.)
4. BESS CAPEX - ~A\$0.58M/MWh - 2023 CSIRO Gen Cost Study
5. Solar System Integration LCOE for 5%, 15% & 25% Penetration - 2023 Rystad Energy, Asian Region Energy Security, ANGEA Study
6. LoadShift 12hrs LCOE - Solar & 12xMWh BESS CAPEX per Notes 3 & 4 above. 88% Round Trip Efficiency
7. ARENA LCOE calc method @10% disc rate
8. Legislated Subsidies - A\$30/SMC & A\$40/REC
9. Network connection & ancillary services CAPEX excluded
10. A\$: US\$ FX - 0.68

ATEN - Meeting WA's Energy Transition Challenges

SWIS Advantages

- The WA South-West Interconnected System (SWIS) forecast to require increased, high utilization gas generation by 2027 to mitigate supply / stability risks
- Why? Increased electricity demand, Renewables roll-out delay, coal closures and slowing gas development (approval delays / govt. policy risks)
- ATEN can leverage existing SWIS OCGT power station site grid & gas pipeline infrastructure including reduced site approval requirements to deliver:
 - Incremental baseload, zero emission, dispatchable capacity (+15-30%)
 - Improves OCGT generation cost competitiveness / merit order despatch
 - Support Renewables roll-out (stability, inertia, dispatchable)
 - Reduced OCGT carbon intensity (Offgrid – Safeguard Mech. / On Grid - ?)
- Aligns with WA and Federal Government energy transition strategy and reducing cost, CO2 emission without increased weather dependency risk.
- Rapid construction timeline (18 months) helps address immediate SWIS capacity needs



ATEN - Solving Energy Transition Challenges

Energy Efficiency Technology – More Capacity no Emissions

SWIS Challenge

Coal retirement by 2030 creating 1GW+ capacity gap

SWIS faces 391MW capacity shortfall by 2027-28, growing to 2,880MW by 2033-34

WA Government targeting 80% emissions reduction by 2030

Rising gas prices in WA (\$9-12/GJ) affecting OCGT dispatch economics

OCGT merit order position threatened by renewable penetration

Uncertainty in long-term OCGT revenue as SWIS transitions

ATEN Solution



Adds 20-30% more capacity to existing OCGT assets without new infrastructure



Increases certified capacity for SWIS Reserve Capacity Mechanism (~\$5M/year additional capacity credits per 20MW ATEN installation)



Reduces carbon intensity of OCGT fleet by 15-25% immediately (from ~0.6 to ~0.5 tCO₂/MWh)



Zero ATEN fuel gas use delivers significant electricity generation cost savings Vs gas generation



Improves heat rate (i.e.: from ~9,500 to ~8,000 kJ/kWh), enhancing dispatch competitiveness



Enhances OCGT despatch merit order through reduced cost of generation

ATEN Concept Study – 2x WA Power Stations

Kemerton & Kwinana OCGT Opportunities



Kemerton Power Station (310 MW) - Ratch

New ATEN Capacity (max):	~ 80MW
Kemerton OCGT utilization:	80% from 2028 – 2035, then declining
AT EN Annual Generation:	~560GWh from 2028 – 2035, then declining
Base Case¹ NPV / Project IRR:	\$242 million / ~24%
CO₂ abated (gas displaced):	~4 million CO ₂ t (20-Year Project Life)
ATEN LCOE & Marginal Gen Cost:	\$48/MWh & \$30/MWh
Net Cost / (Saving) per CO₂t abated:	(\$125) / CO ₂ t

¹ disc. rate 9%; SWIS RCP - \$250,000/MW/a; Power sales price - OCGT variable generation cost; Gas price: \$9/GJ; Nil CO₂ abatement credits

Kwinana Power Station (200 MW) - Synergy

New ATEN Capacity (max):	~ 25MW
Kemerton OCGT utilization:	80% from 2028 – 2035, then declining
ATEN Annual Generation:	~170GWh from 2028 – 2035, then declining
Base Case¹ NPV / Project IRR:	\$53 million / ~18%
CO₂ abated (gas displaced):	~1.15 million CO ₂ t (20-Year Project Life)
ATEN LCOE & Marginal Gen Cost:	\$56/MWh & \$30/MWh
Net Cost / (Saving) per CO₂t abated:	(\$94) / CO ₂ t

¹ disc. rate 9%; SWIS RCP - \$250,000/MW/a; Power sales price - OCGT variable generation cost; Gas price: \$9/GJ; Nil CO₂ abatement credits

Investment Case: Volt Group

The Right Products in the Right Industries, Right Now

VOLTGROUP

VOLT OEM technologies enable government and industry asset owners to reduce costs, improve operational efficiency, and deliver on emissions targets.

VOLT OEM equipment delivers solutions for industries of the future, today.

innovate | create | deliver

ersonal use only

ersonal use only

VOLTGROUP

ASX:VPR

voltgroup.com.au