

ASX Announcement

4 June 2025

2025 Annual General Meeting of Stockholders: Presentation

Coronado Global Resources Inc ("Coronado", ASX: CRN) is pleased to provide a copy of the 2025 Annual General Meeting: Presentation to be delivered at the Annual General Meeting of Stockholders (AGM) at 10.00AM on Wednesday June 4, 2025 (Australian Eastern Standard Time) / 8:00PM on Tuesday June 3, 2025 (U.S. Eastern Time) conducted by live webcast.

Please refer to the details for attendance at the virtual AGM are set out in the Proxy Statement (including Notice of Meeting) lodged with the ASX on 23 April 2025 and on Coronado's website at: <https://coronadoglobal.com/investors/annual-general-meetings/>.

This announcement was authorised to be given to the ASX by the Board of Coronado Global Resources Inc.

For further information please contact:

Investors

Chantelle Essa
Vice President Investor Relations
P: +61 477 949 261
E: cessa@coronadoglobal.com
E: investors@coronadoglobal.com

Media

Helen McCombie
Sodali & Co
P: +61 411 756 248
E: helen.mccombie@sodali.com

Forward-Looking Statements

This release contains forward-looking statements concerning our business, operations, financial performance and condition, the coal, steel and other industries, and our plans, objectives and expectations for our business, operations, financial performance and condition. Forward-looking statements may be identified by words such as "may", "could", "believes", "estimates", "expects", "intends", "plans", "considers", "forecasts", "anticipates", "targets" and other similar words that involve risk and uncertainties. Forward-looking statements provide management's current expectations or predictions of future conditions, events or results. All statements that address operating performance, events or developments that we expect or anticipate will occur in the future are forward-looking statements. They may include estimates of revenues, income, earnings per share, cost savings, capital expenditures, dividend payments, share repurchases, liquidity, capital structure, market share, industry volume, or other financial items, descriptions of management's plans or objectives for future operations, or descriptions of assumptions underlying any of the above. All forward-looking statements speak only as of the date they are made and reflect the Company's good faith beliefs, assumptions and expectations, but they are not a guarantee of future performance or events. Furthermore, the Company disclaims any obligation to publicly update or revise any forward looking statement, except as required by law. By their nature, forward-looking statements are subject to risks and uncertainties that could cause actual results to differ materially from those suggested by the forward-looking statements. Factors that might cause such differences include, but are not limited to, a variety of economic, competitive and regulatory factors, many of which are beyond the Company's control, that are described in our Annual Report on Form 10-K filed with the ASX and SEC on 20 February 2025 (AEST), as well as additional factors we may describe from time to time in other filings with the ASX and SEC. You may get such filings for free at our website at www.coronadoglobal.com. You should understand that it is not possible to predict or identify all such factors and, consequently, you should not consider any such list to be a complete set of all potential risks or uncertainties.

For personal use only



2025

Annual General Meeting

Gerry Spindler
Executive Chair

Douglas Thompson
Managing Director & CEO

04 June 2025



Chairman's Address

Gerry Spindler
Executive Chair





Chief Executive Officer's Address

Douglas Thompson

Managing Director and CEO



Important Notices and Disclaimer

The material contained in this presentation is intended to be general background information on Coronado Global Resources Inc. (Coronado) and its activities.

The information is supplied in summary form and is therefore not necessarily complete. It is not intended that it be relied upon as advice to investors or potential investors, who should consider seeking independent professional advice depending upon their specific investment objectives, financial situation or particular needs. The material contained in this presentation may include information derived from publicly available sources that have not been independently verified. No representation or warranty is made as to the accuracy, completeness or reliability of the information.

All amounts are in United States dollars unless otherwise indicated.

The presentation of certain financial information may not be compliant with financial captions in the primary financial statements prepared under U.S. GAAP. Refer to Coronado's 2024 Form 10-K for the year ended 31 December 2024 available at www.coronadoglobal.com for details of the basis primary financial statements prepared under U.S. GAAP.

This presentation contains statements that constitute "forward-looking statements" within the meaning of Section 27A of the US Securities Act of 1933 and Section 21E of the US Securities Exchange Act of 1934. Forward looking statements are statements about matters that are not historical facts. Forward-looking statements appear in a number of places in this presentation and include statements regarding our intent, belief or current expectations with respect to our business and operations, market conditions and results of operations.

This presentation contains forward-looking statements concerning our business, operations, financial performance and condition, the coal, steel and other industries, as well as our plans, objectives and expectations for our business, operations, financial performance and condition. Forward-looking statements may be identified by words such as "may", "could", "believes", "estimates", "expects", "intends", "plans", "considers", "forecasts", "targets" and other similar words that involve risk and uncertainties. Forward-looking statements provide management's current expectations or predictions of future conditions, events or results. All statements that address operating performance, events or developments that we expect or anticipate will occur in the future are forward-looking statements. They may include estimates of revenues, income, earnings per share, cost savings, capital expenditures, dividend payments, share repurchases, liquidity, capital structure, market share, industry volume, or other financial items, descriptions of management's plans or objectives for future operations, or descriptions of assumptions underlying any of the above. All forward-looking statements speak only as of the date they are made and reflect the Company's good faith beliefs, assumptions and expectations, but they are not a guarantee of future performance or events. Furthermore, the Company disclaims any obligation to publicly update or revise any forward-looking statement, except as required by law. By their nature, forward-looking statements are subject to risks and uncertainties that could cause actual results to differ materially from those suggested by the forward-looking statements. Factors that might cause such differences include, but are not limited to, a variety of economic, competitive and regulatory factors, many of which are beyond the Company's control, as described in our Annual Report on Form 10-K filed with the ASX on 20 February 2025 (AEST) and filed with SEC, as well as additional factors we may disclose from time to time in other filings with the ASX and SEC. You may get such filings for free at our website at www.coronadoglobal.com. You should understand that it is not possible to predict or identify all such factors and, consequently, you should not consider any such list to be a complete set of all potential risks or uncertainties.

In this presentation, references to ore reserves (Reserves) are compliant with the Australasian Code for Reporting of Exploration Results, Mineral Resources and Ore Reserves 2012 (JORC Code) and are measured in accordance with the JORC Code.

Information in this presentation relating to Coal Reserves and Coal Resources is extracted from information published by Coronado and available on the Coronado and ASX websites (2024 JORC Statement also released to the ASX on 20 February 2025 (AEST)). For details of the Coal Reserves and Coal Resources estimates and the Competent Persons statements, refer to relevant Australian and U.S. Operations sections in the 2024 JORC Statement. As an SEC registrant, our SEC disclosures of resources and reserves follow the requirements of subpart 1300 of Regulation S-K under the US Securities Exchange Act of 1934. Accordingly, our estimates of resources and reserves in this presentation and in our other ASX disclosures may be different than our estimates of resources and reserves as reported in our Annual Report on Form 10-K for the year ended 31 December 2024 and in other reports that we are required to file with the SEC.

Financial Update



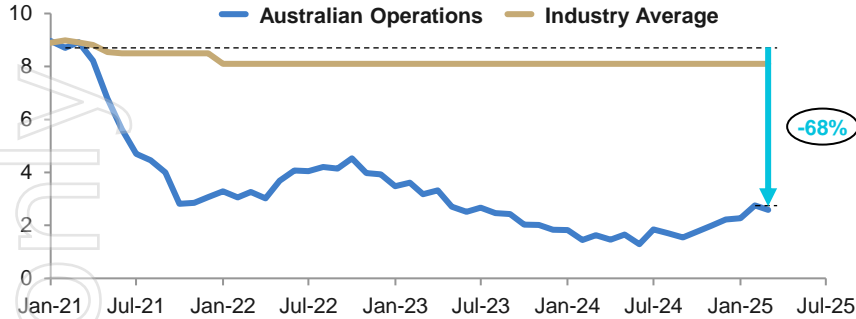
Operations Overview



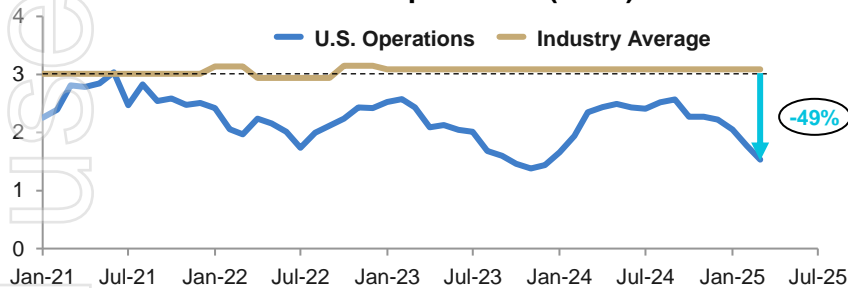
Health and Safety across Australian and US Operations

Our People, Our Highest Priority

Australian Operations (TRIFR)



US Operations (TRIR)



Paramedic training at Curragh Complex

Notes: Total Recordable Injury Frequency Rate (TRIFR), is the number of fatalities, lost time injuries, cases or substitute work and other injuries requiring medical treatment per million-man hours worked on a rolling 12-month basis. Total Recordable Incident Rate (TRIR) is a mathematical computation that takes into account how many Mine Safety and Health Administration (MSHA) recordable incidents our company has per 200,000 hours worked on a rolling 12-month basis.

Growth Projects Update

Mammoth Underground and Buchanan Expansion projects expected to deliver 2.5 – 3.0 Mtpa of incremental Met Coal to seaborne markets once at full capacity

Mammoth Underground

Project Summary

- Underground Bord and Pillar mine
- Once at full capacity run rate in H2, **1.5 – 2.0 Mtpa** incremental Met Coal
- First coal achieved December 2024, full ramp up planned to be complete in 2025



Caption: Mammoth Underground aerial view

Buchanan Expansion

Project Summary

- Investing in new raw coal storage facility and additional hoisting capacity (2nd set of skips)
- Once at full capacity run rate in H2, **1.0 Mtpa** incremental Met Coal
- Project practically complete and in commissioning



Caption: Buchanan Expansion

Global Coal Markets

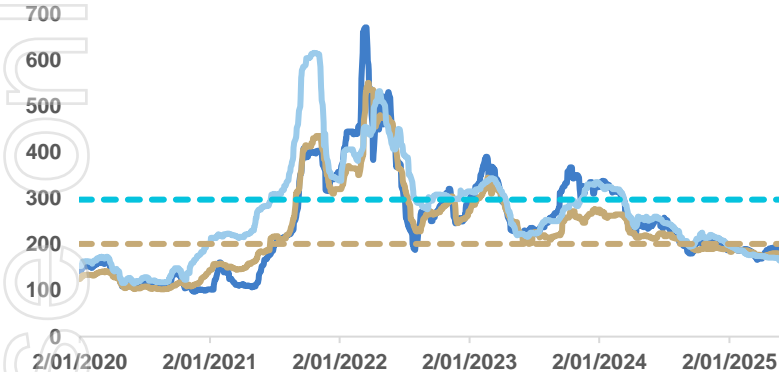


Met Coal prices declined to a three-year low

Increases in global steel production and Met coal export demand expected to continue, price pressure remains

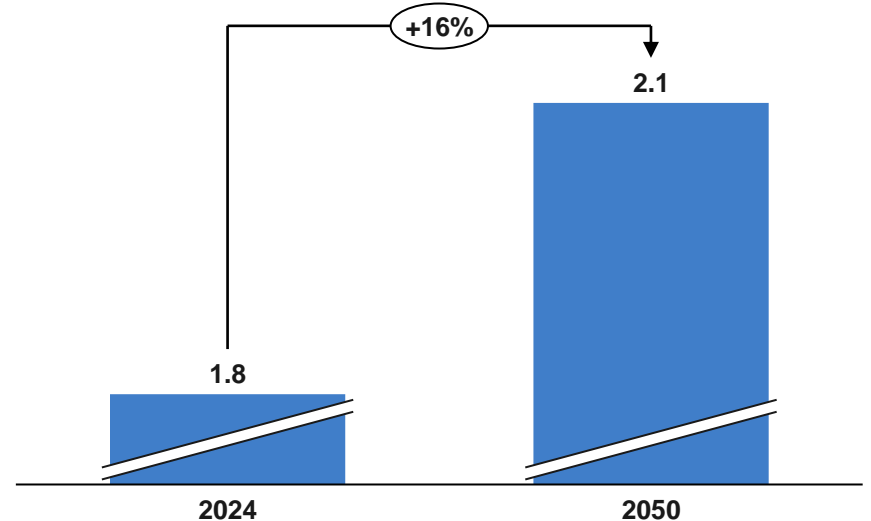
Metallurgical Coal Price Indices (US\$/t) (1)

- PLV HCC FOB AUS
- LV HCC FOB USEC
- PLV HCC CFR China
- - - PLV HCC FOB AUS 3 Year Average
- - - PLV HCC FOB AUS Long Term Average



- Met coal export demand increased by 6% in 2024 to 388 Mt and further growth is expected in 2025 despite multiple headwinds around the globe which have impacted price.
- Forward pricing curve 182/t & 191/t for 2025 & FY2026 (3).

Total Global Crude Steel Production (Bt) (2)



- Annual global crude steel production is forecast to grow 16% to 2.1 billion metric tonnes by 2050 driven by India.
- Met coal export demand expected to represent a larger share of the total Met coal market increasing 12% by 2050.

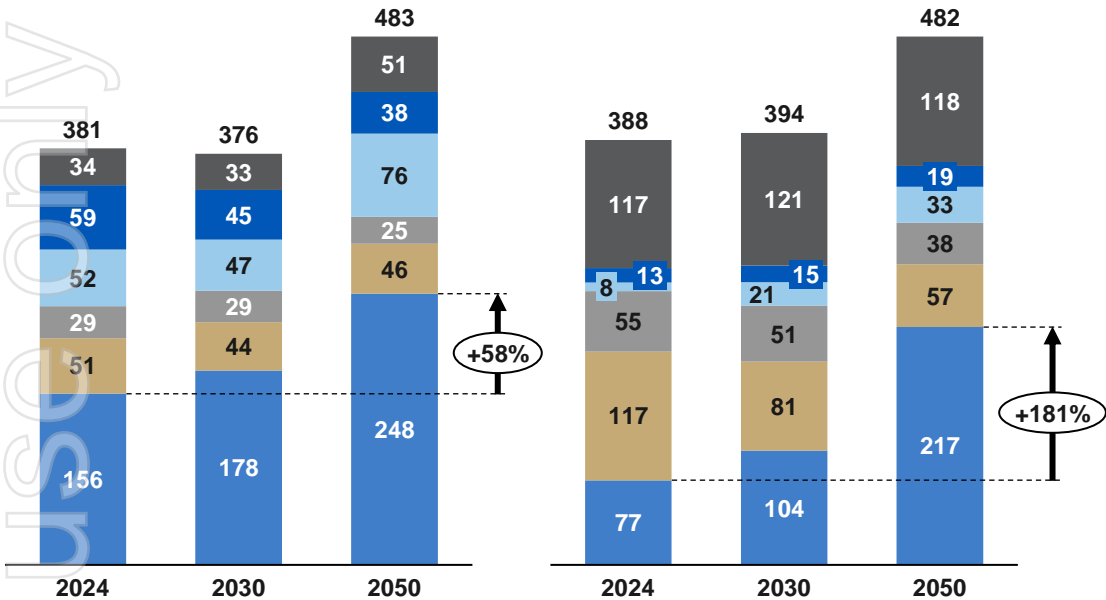
Notes: Rounding has been applied. (1) Source: S&P Global Platts pricing 01 Jan 2020 to 27 May 2025; PLV HCC FOB AUS = Premium Low-Vol FOB Australian Hard Coking index, LV HCC FOB USEC = Low-Vol Hard Coking US East Coast index, PLV HCC CFR China = Premium Low-Vol Hard Coking China index. (2) sourced from Wood Mackenzie November 2024 Coal Market Service Metallurgical Trade Investment Horizon outlook H2 2024; Bt = Billion metric tonnes; EAF = Electric Arc Furnace steel making; BOF = Blast Oxygen Furnace steel making. (3) Forward curve estimates reflect the S&P Global Platts Metallurgical Coal Commodity Briefing Plus 23 May 2025. (4) Long term average price of \$201 per tonne reflects the historical S&P Global Platts PLV HCC FOB AUS price market data between 2014 and 20 January 2025 (5) Three year average price of \$297 per tonne reflects the historical S&P Global Platts PLV HCC FOB AUS price market data between 2014 and 20 January 2025

Strong Met Coal demand expected to 2050

Global export demand growth for Met Coal is underpinned by India; Primary source of supply expected to be Australia

Global Export Met Coal Supply (Mt)

Global Export Met Coal Demand (Mt)



Global export Met Coal demand is forecast to grow to 482 Mt by 2050, led primarily by blast furnace steel production in India.

India export Met Coal demand forecast to increase 181% by 2050.

- Coronado with its long-life assets is well positioned, India remains one of our largest export markets.

Export Met Coal supply to be primarily sourced from Australia with existing supply to substantially increase to meet projected 2050 demand.

- Australia is forecast to supply 248 Mt (58% increase from 2024) of all export Met Coal to the world by 2050.

~15 Mt supply shortage potential in 2025 due to mine closures and operational constraints.

Source: Independent Data Analysis, CRN analysis (Reference: Wood Mackenzie November 2024 Coal Market Service Metallurgical Trade Investment Horizon outlook H2 2024; AME Metallurgical Coal Strategic Market Study 2024 Q4, S&P Global Platts Metallurgical Coal Commodity Briefing Plus 23 Jan 2025. Mt = Million metric tonnes. Rounding has been applied)


Internal use only

Sustainability



2024 Sustainability Snapshot

ZERO	Significant environmental or cultural heritage incidents across all locations.
23%	Reduction in Scope 1 and Scope 2 operational GHG emissions compared to 2019 baseline year.
276	Hectares of land rehabilitated in 2024 across US and Australian operations; Total rehabilitated land across all operations is now 3,223 ha.
>31 %	Of Australian employees at a General Manager, Senior Manager and Senior Professional level were female, increased from 28% in 2023.
2nd	Ventilated Air Methane (VAM) Reductive Thermal Oxidation (RTO) commissioned at the Buchanan mine.
280 kt	CO ₂ e- reduction in operational Scope 1 and Scope 2 emissions compared to 2023.
>160kt	CO ₂ e- destroyed through the VAM RTO project at Buchanan complex in 2024.



Buchanan Ventilation Air Methane (VAM) GHG Emissions Abatement Projects

Proven technology delivering tangible reduction in GHG emissions



VAM Reductive Thermal Oxidation (RTO) units convert fugitive methane gas emissions, and reduce CO_{2e}-.

In 2024 the Buchanan mine continued and improved on the VAM abatement project. A second VAM unit was installed and commissioned.

Since the start of the project in mid-2022, greater than 0.4mt CO_{2e}- has been reduced across both units to end of year 2024.

Coronado continues to investigate and pursue additional emission reduction projects, but it is anticipated that these VAM units will significantly contribute to the 30% GHG emission reduction target by 2030.

Curragh Emissions Projects

Targeting incidental fugitive emissions sources



The Mammoth Underground mine commenced in late 2024 and received approval for a GHG emissions abatement plan, as part of state-level regulatory requirements.

Underground (UG) Gas Project. Commenced in 2025, this aims to optimise gas drainage from the UG mine. Methane will be pre-drained from coal seams in advance of mining operations, allowing for its capture and flaring.

Open Cut (OC) Gas Project. This initiative involves pre-draining gas from coal seams in the OC mine and mitigating fugitive emissions. This project will be carried out in partnership with industry experts and aims to advance pre-drainage practices in the OC mining sector.

In parallel, Curragh's gas project is investigating the beneficial use of captured fugitive gas from operations, with downstream use-cases such as power generation being explored.

Substantial Economic Contributions Throughout 2024

Third highest annual Group Revenue

More than \$2.6 billion delivered in total economic contributions to society and communities in which we operate

\$413 million paid in government royalties and rebates

3,741 jobs supported

CORONADO'S Total Economic Contribution



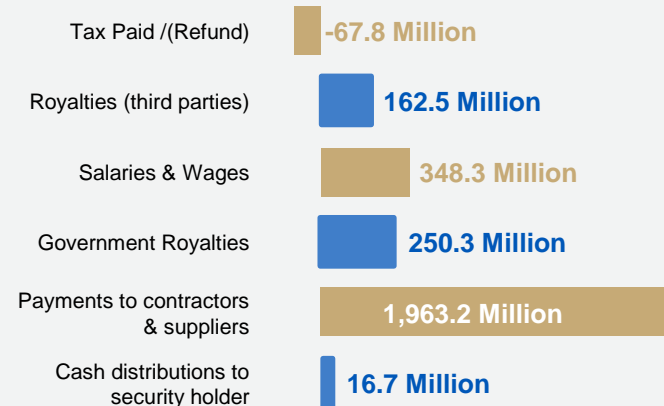
Total Revenue

\$2,508 Million



Distributed

\$2,673 Million





Formal Business of the Meeting

Gerry Spindler
Executive Chair



Items of Business

The proposals for the Annual General Meeting are as follows:

Resolution by Holder of Preferred Stock Series A

- **Item 1:** Election of Series A Director Nominee Ms Laura Tyson

Resolutions by Holders of Common Stock

- **Item 2:** Election of six Director Nominees
- **Item 3:** Non-binding Advisory Vote on Named Executive Officers' Compensation
- **Item 4:** Ratification of the Appointment of Ernst and Young as the Company's Independent Registered Public Accounting Firm for Fiscal Year Ending December 31, 2025

Item 1: Election of Series A Director Nominee Ms. Laura Tyson



The Holder of the Series A Share is being asked to vote on the following proposal:

‘That Ms. Laura Tyson, the director nominee of the Company designated by The Energy & Minerals Group and named in the Proxy Statement, be elected to serve as a non-executive Director of the Company and to hold office until the 2026 annual general meeting of stockholders or until her successor has been duly elected and qualified; or until her earlier death, resignation or removal.’

Item 1: Election of Series A Director Ms Laura Tyson (continued)

Summary of Proxies Received (at proxy close, 10am Australian Eastern Standard Time) June 2, 2025

		Voted %
Election of Ms Laura Tyson	For	100%
	Withheld	0%

Item 2: Election of Directors



Mr Garold (Gerry) Spindler
Executive Chair



Mr Douglas Thompson
Managing Director and Chief Executive Officer



Ms Aimee R. Allen
Independent Non-Executive
Director



Mr Greg Pritchard
Independent Non-Executive
Director



Ms Jan C. Wilson
Independent Non-Executive
Director



Mr Philip Christensen
Independent Non-Executive
Director

Item 2: Election of Directors (continued)

Stockholders are being asked to consider the following proposal:

‘That each of the six director nominees of the Company named in the Proxy Statement and listed below be elected to serve until the 2026 annual general meeting of stockholders of the Company or until their successors have been duly elected and qualified; or until his or her earlier death, resignation or removal:

1. *Mr. Garold (Gerry) Spindler*
2. *Mr. Douglas G. Thompson*
3. *Ms. Aimee R. Allen*
4. *Mr. Philip Christensen*
5. *Mr. Greg Pritchard*
6. *Ms. Jan C. Wilson*

Item 2: Election of Directors (continued)

Summary of Proxies Received (at proxy close, 10am Australian Eastern Standard Time) June 2, 2025

		Voted %
1. <i>Mr. Garold (Gerry) Spindler</i>	For	99.39%
	Withheld	0.53%
2. <i>Mr. Douglas G. Thompson</i>	For	99.59%
	Withheld	0.33%
3. <i>Ms. Aimee R. Allen</i>	For	99.29%
	Withheld	0.61%
4. <i>Mr. Philip Christensen</i>	For	99.56%
	Withheld	0.35%
5. <i>Mr. Greg Pritchard</i>	For	99.53%
	Withheld	0.38%
6. <i>Ms. Jan C. Wilson</i>	For	99.58%
	Withheld	0.33%

Item 3: Non-binding Advisory Vote on Named Executive Officers' Compensation

Stockholders are being asked to consider the following proposal:

'RESOLVED, that the compensation of the Company's named executive officers, as disclosed pursuant to the compensation disclosure rules of the Securities and Exchange Commission, including the Compensation Discussion and Analysis, compensation tables and narrative discussion is hereby APPROVED.'

Item 3: Approval on a Non-binding Advisory Basis of Named Executive Officers' Compensation (continued)

Summary of Proxies Received (at proxy close, 10am Australian Eastern Standard Time) June 2, 2025

	Votes (%)
For	87.83%
Against	12.06%
Abstain	0.11%

Item 4: Ratification of the Appointment of Ernst and Young as the Company's Independent Registered Public Accounting Firm for Fiscal Year Ending December 31, 2025

Stockholders are being asked to consider the following proposal:

'To ratify the appointment of Ernst & Young as the Company's independent registered public accounting firm for the fiscal year ending December 31, 2025.'

Item 4: Ratification of Appointment of Independent Registered Public Accounting Firm for Fiscal Year Ending December 31, 2025 (continued)

Summary of Proxies Received (at proxy close, 10am (AEST) June 2, 2025)

	Votes (%)
For	99.79%
Against	0.03%
Abstain	0.18%



Close of Polls

Gerry Spindler
Executive Chair



Contacts

Investors

Chantelle Essa
Vice President Investor
Relations

+61 477 949 261

✉ cessa@coronadoglobal.com

✉ investors@coronadoglobal.com

Registered Office

Coronado Global Resources Inc.

📍 Level 33, Central Plaza One
345 Queen Street
Brisbane, QLD, Australia, 4000

📍 GPO Box 51, Brisbane
QLD, Australia, 4000

☎ +61 7 3031 7777

📠 +61 7 3229 7401

Media

Helen McCombie
Sodali & Co

☎ +61 411 756 248

✉ helen.mccombie@sodali.com

Reconciliation of Non-GAAP measures

This presentation discusses results of the Company's operations and includes references to and analysis of certain non-GAAP measures, which are financial measures not recognized in accordance with U.S. GAAP. Non-GAAP financial measures are used by the Company and investors to measure operating performance.

Management uses a variety of financial and operating metrics to analyze performance.

These metrics are significant in assessing operating results and profitability. These financial and operating metrics include: (i) safety and environmental statistics; (ii) Adjusted EBITDA, (iii) total sales volumes and average realised price per Mt sold, which we define as total coal revenues divided by total sales volume; (iv) Metallurgical coal sales volumes and average realized Metallurgical coal price per tonne sold, which we define as metallurgical coal revenues divided by metallurgical sales volume; (v) Mining costs per Mt sold, which we define as mining cost of coal revenues divided by sales volumes (excluding non-produced coal) for the respective segment; (vi) Operating costs per Mt sold, which we define as operating costs divided by sales volumes for the respective segment. Investors should be aware that the Company's presentation of Adjusted EBITDA and other non-GAAP measures may not be comparable to similarly titled financial measures used by other companies. We define Net (Debt)/Cash as cash and cash equivalents (excluding restricted cash) less the outstanding aggregate principal amount of interest bearing liabilities.

Reconciliations of certain forward-looking non-GAAP financial measures, including our 2025 Mining Cost per Tonne Sold guidance, to the most directly comparable GAAP financial measures are not provided because the Company is unable to provide such reconciliations without unreasonable effort, due to the uncertainty and inherent difficulty of predicting the occurrence and the financial impact of items impacting comparability and the periods in which such items may be recognised. For the same reasons, the Company is unable to address the probable significance of the unavailable information, which could be material to future results.



Reconciliation of Non-GAAP measures

Adjusted EBITDA reconciliation (US\$ thousands)	For the year ended 31 December 2024
Net (loss) / income	(108,881)
Add: Depreciation, depletion and amortization	187,400
Add: Interest expense, net	58,856
Add: Other foreign exchange gains	(12,339)
Add: Impairment of non-core assets	10,585
Add: Loss on debt extinguishment	14,732
Add: Income tax (benefit) / expense	(40,309)
Add: Uncertain stamp duty position	-
Add: Losses on idled assets held for sale	4,574
Add: Restructuring costs	729
Add: Decrease in provision for discounting and credit losses	(207)
Adjusted EBITDA	115,140

Free cash flow reconciliation (US\$ thousands)	For the year ended 31 December 2024
Net cash provided by operating activities	74,039
Less: Capital expenditure	(248,142)
Add: Net cash provided by financing and other activities	201,250
Free cash flow	27,147

Total consolidated mining costs per tonne reconciliation (US\$ thousands, except for volume data)	For the year ended 31 December 2024
Total costs and expenses	2,587,256
Less: Selling, general and administrative expenses	(36,944)
Less: Depreciation, depletion and amortization	(187,400)
Total operating costs	2,362,912
Less: Other royalties	(289,678)
Less: Stanwell rebate	(116,870)
Less: Freight expenses	(241,377)
Less: Other non-mining costs	(31,679)
Total mining costs	1,683,308
Sales volume excluding non-produced coal (MMt)	15.7
Average mining costs per tonne sold (\$/mt)	\$107.4/t