

ersonal use only

# FY2025 Annual Report *presentation*

The most *trusted*  
medicinal cannabis brand

little  
green  
pharma

ASX:LGP

June 2025

# Disclaimer

## Disclaimer

This presentation contains summary information about Little Green Pharma Ltd (ACN 615 586 215) ("LGP") and its activities current as at the date of this presentation. The information in this presentation is of general background and does not purport to be complete or to contain all the information which a prospective investor may require in evaluating a possible investment in LGP or that would be required in a prospectus or a product disclosure statement prepared in accordance with the Corporations Act 2001 (Cth) ("**Corporations Act**").

It should be read in conjunction with LGP's other periodic and continuous disclosure announcements filed with the Australian Securities Exchange, which are available at [www.asx.com.au](http://www.asx.com.au).

This presentation is for information purposes only and is not a prospectus or product disclosure statement, financial product or investment advice or a recommendation to acquire LGP's shares or other securities. This document does not constitute or contain an offer, invitation, solicitation or recommendation with respect to the purchase or sale of any security in LGP.

## No liability

The information contained in this document has been prepared in good faith by LGP, however no guarantee representation or warranty expressed or implied is or will be made by any person (including LGP and its affiliates and their directors, officers, employees, associates, advisers and agents) as to the accuracy, reliability, correctness, completeness or adequacy of any statements, estimates, options, conclusions or other information contained in this document.

To the maximum extent permitted by law, LGP and its affiliates and their directors, officers, employees, associates, advisers and agents each expressly disclaims any and all liability, including, without limitation, any liability arising out of fault or negligence, for any loss arising from the use of or reliance on information contained in this document including representations or warranties or in relation to the accuracy or completeness of the information, statements, opinions, forecasts, reports or other matters, express or implied, contained in, arising out of or derived from, or for omissions from, this document including, without limitation, any financial information, any estimates or projections and any other financial information derived therefrom.

Statements in this document are made only as of the date of this document unless otherwise stated and the information in this document remains subject to change without notice.

## Not financial product advice

This document does not constitute financial product advice or take into account your investment objectives, taxation situation, financial situation or needs. This document consists purely of factual information and does not involve or imply a recommendation of a statement of opinion in respect of whether to buy, sell or hold a financial product.

An investment in LGP is considered to be speculative in nature. Before making any investment decision in connection with any acquisition of securities, investors should consult their own legal, tax and/or financial advisers in relation to the information in, and action taken on the basis of, this document.

## Forward looking statements

Certain information in this document refers to the intentions of LGP, but these are not intended to be forecasts, forward looking statements or statements about the future matters for the purposes of the Corporations Act or any other applicable law. The occurrence of the events in the future are subject to risk, uncertainties and other actions that may cause LGP's actual results, performance or achievements to differ from those referred to in this document. Accordingly, LGP and its affiliates and their directors, officers, employees and agents do not give any assurance or guarantee that the occurrence of these events referred to in the document will actually occur as contemplated. Past performance is no guarantee of future performance.

This presentation may contain forward-looking statements including statements regarding our intent, belief or current expectations with respect to LGP's business and operations, market conditions, results of operations and financial condition, specific provisions and risk management practices. When used in this presentation, the words 'likely', 'estimate', 'project', 'intend', 'forecast', 'anticipate', 'believe', 'expect', 'may', 'aim', 'should', 'potential' and similar expressions, as they relate to LGP and its management, are intended to identify forward-looking statements. Forward looking statements involve known and unknown risks, uncertainties and assumptions and other important factors that could cause the actual results, performances or achievements of LGP to be materially different from future results, performances or achievements expressed or implied by such statements. Readers are cautioned not to place undue reliance on these forward-looking statements, which speak only as of the date thereof.

## Acceptance

By accepting, accessing or reviewing this document you acknowledge and agree to the "Disclaimer" as detailed above.


# Little Green *Pharma*



5 BRANDS



31 PRODUCTS



4 FACILITIES



30t  
PRODUCTION CAPACITY



11  
DISTRIBUTION TERRITORIES



13 SPONSORED  
STUDIES / TRIALS



94 STAFF ACROSS  
5 COUNTRIES



20+ STRAINS  
GENETICS BANK

ersonal use only

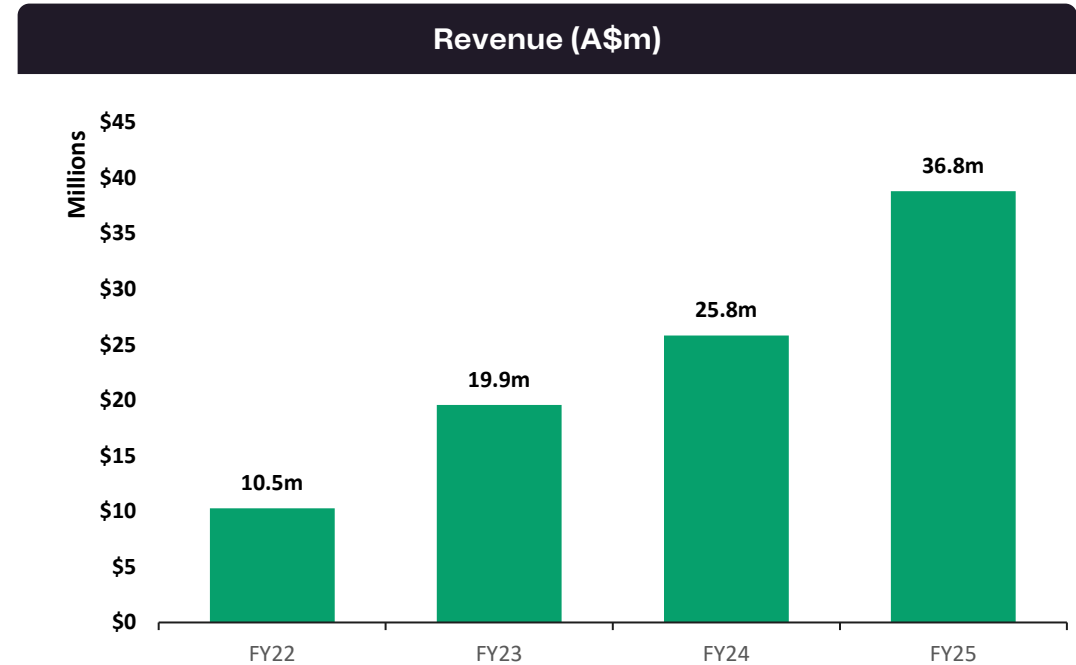
# Highlights for FY2025

- Revenue CAGR: 52% over FY2022–FY2025 with record revenue of \$36.8 million in FY2025, up 43% on FY2024
- Adjusted EBITDA: \$2.9 million (up from negative \$1.6m in FY2024)
- Net profit after tax (NPAT): \$3.3 million (vs FY2024 loss of \$8.2m)
- Net Tangible Assets (NTA): \$0.24 per share vs share price of \$0.12 at year end with minimal long-term debt of \$3.1 million
- Well funded with cash in bank of \$2.4 million at 31 March 2025 with an additional \$5.0 million in unused financing facilities at the date of this report
- Acquisition and integration of Health House distribution business and expansion of LGP Denmark capacity
- Clean audit opinion issued for FY2025



# Strong revenue growth

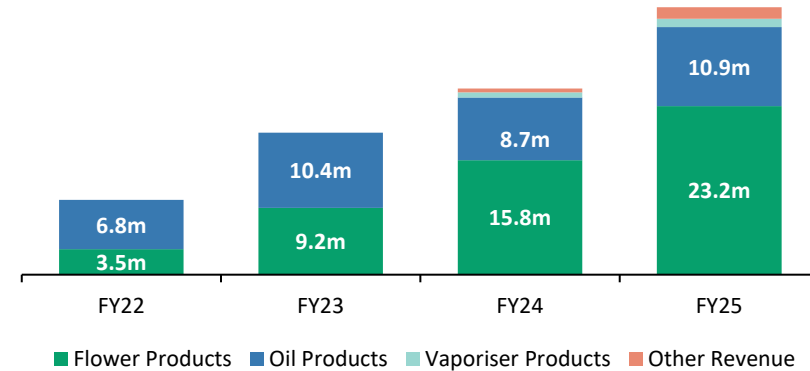
- CAGR of 52% over FY2022–FY2025 with record revenue of \$36.8 million in FY2025, up 43% on FY2024
- Health House: Gross distributor sales \$0.8m since acquisition, net revenue recognition of \$0.14 million due to revenue recognition under Principal / Agent model



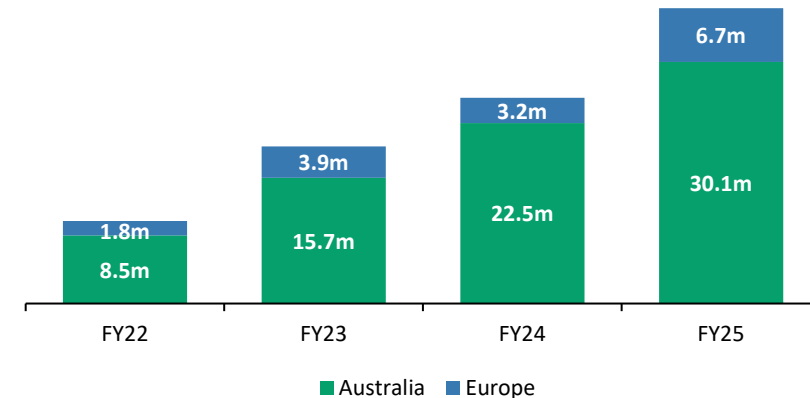
# Diversified revenue base

- Excellent revenue diversification across a range of formulations and brands
- LGP European revenue doubled in FY2025 driven by:
  - **Germany:** partial legalisation which drove total German market imports of ~72 tonnes in CY24 and 31.7 tonnes in CY24Q4 alone
  - **UK:** growth in private clinics and increasing patient consumption aligning with previous market estimates
  - **France:** extension of post-trial supply period as France transitions to commercial market, with LGP product registration applications to be submitted shortly

Revenue by product category (A\$m)<sup>1,2</sup>



Revenue by segment (A\$m)

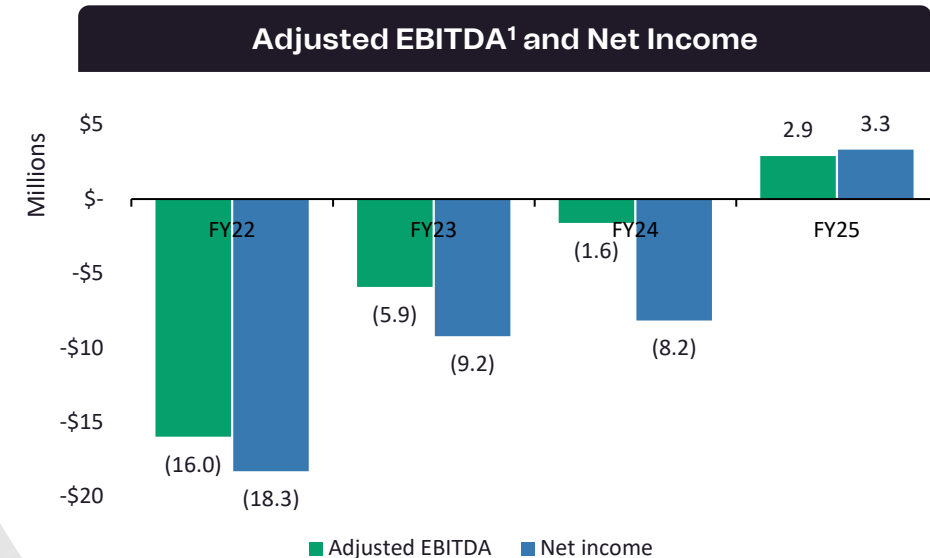
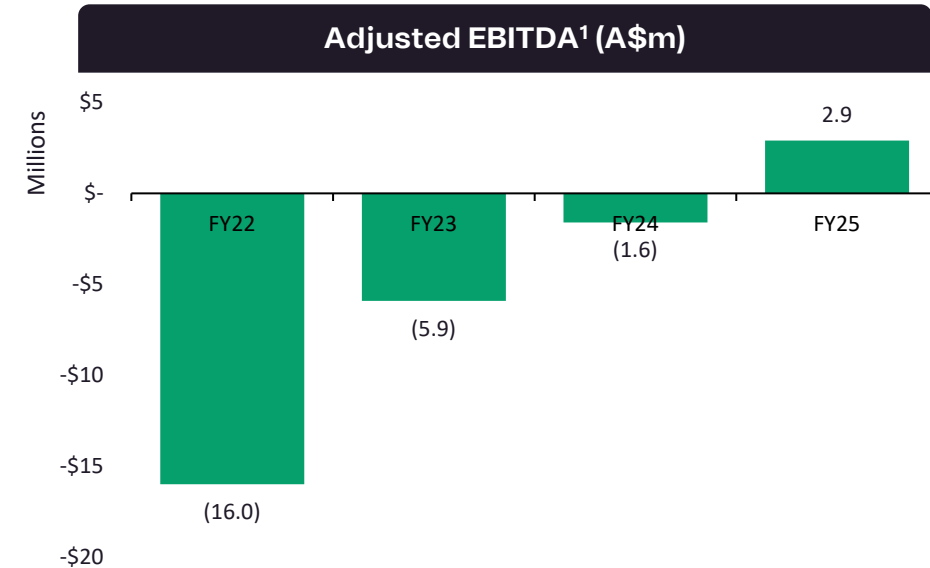


1.FY24 Vaporiser \$0.66m and Other Revenue \$0.55m

2.FY25 Vaporiser \$1.12m and Other Revenue \$1.6m

# Record adjusted EBITDA

- Record Adjusted EBITDA of \$2.9 million, up from negative \$1.6 million in FY2024
- Adjustment factors: \$2.4 million share-based payments, \$3.7 million D&A, \$0.85 million inventory write-down, \$0.37 net finance charge, and \$0.34 million net change in fair value of biological assets
- Non-cash charges remain outsized due to Denmark asset valuation (Canopy spent CA\$120 million, LGP acquired it for CA\$20 million but fair value of PPE being depreciated at acquisition was A\$46 million) and performance rights with milestones now unable or unlikely to be achieved
- Company seeing emerging economies of scale as overheads remain stable while revenue growth significantly outstrips operational cost increases

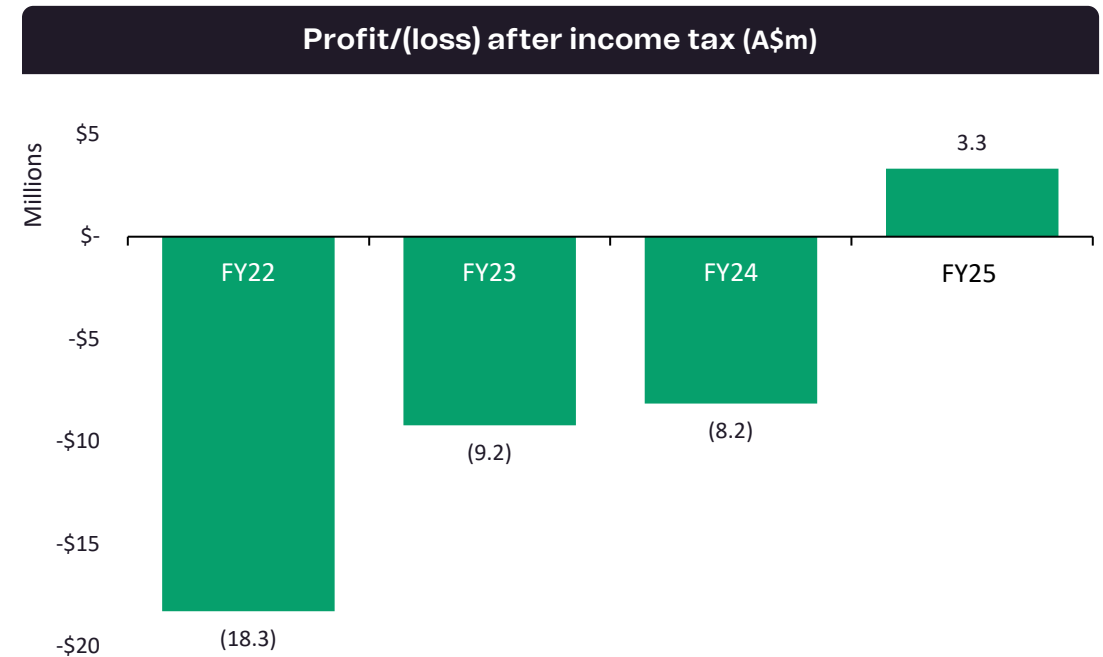


1. Adjusted EBITDA is a non-GAAP financial measure which is intended to supplement, not substitute comparable GAAP financial measures. Adjusted EBITDA has been calculated as the Company's Profit after Tax adjusted for Interest, Tax, Depreciation, Amortisation, Fair Value Adjustments and Share Based Payments

2. FY25 Net Income inclusive of \$8.12m income tax benefit

# Profit

- Company achieved a Net Profit After Tax of \$3.3 million, up from a \$8.2 million loss in FY2024
- Profit result supported by strong revenue growth (up 43%) and operational leverage, with adjusted EBITDA of \$2.9 million reflecting underlying business strength
- Net Profit After Tax includes recognition of historic income tax losses of \$8.1 million now that their utilisation is probable



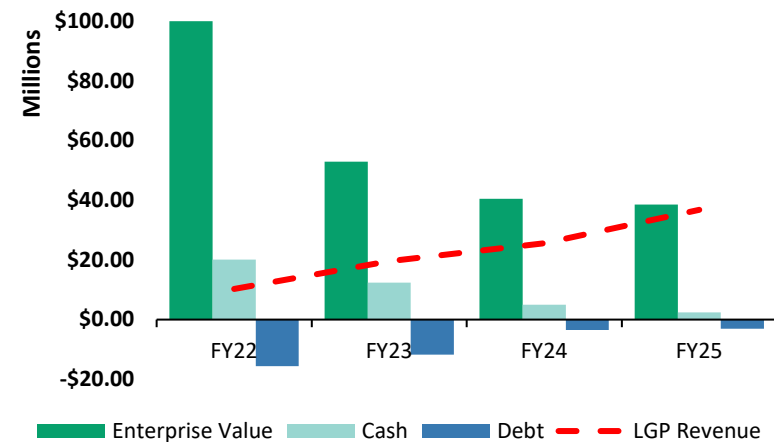
# Strong NTA, Enterprise Value, cash & debt

- Net Tangible Assets: \$73.0 million
- Enterprise Value = \$39 million
- Ratio EV: Revenue= 1x
- Ratio EV : NTA = 0.5x
- Debt: \$3.1 million, with the previously current portion of \$1.86 million extended to 30 June 2027
- Cash at year end: \$2.4 million (with \$5.0 million in unused financing facilities at the date of this report)

NTA per share



EV, Cash, Debt & Revenue



# Global production assets

**Denmark:** largest production facility in Europe 2 hours from German border, with new 2tpa room commissioned during year and poised to take advantage of expanded Danish cannabis cultivation and import rules\*

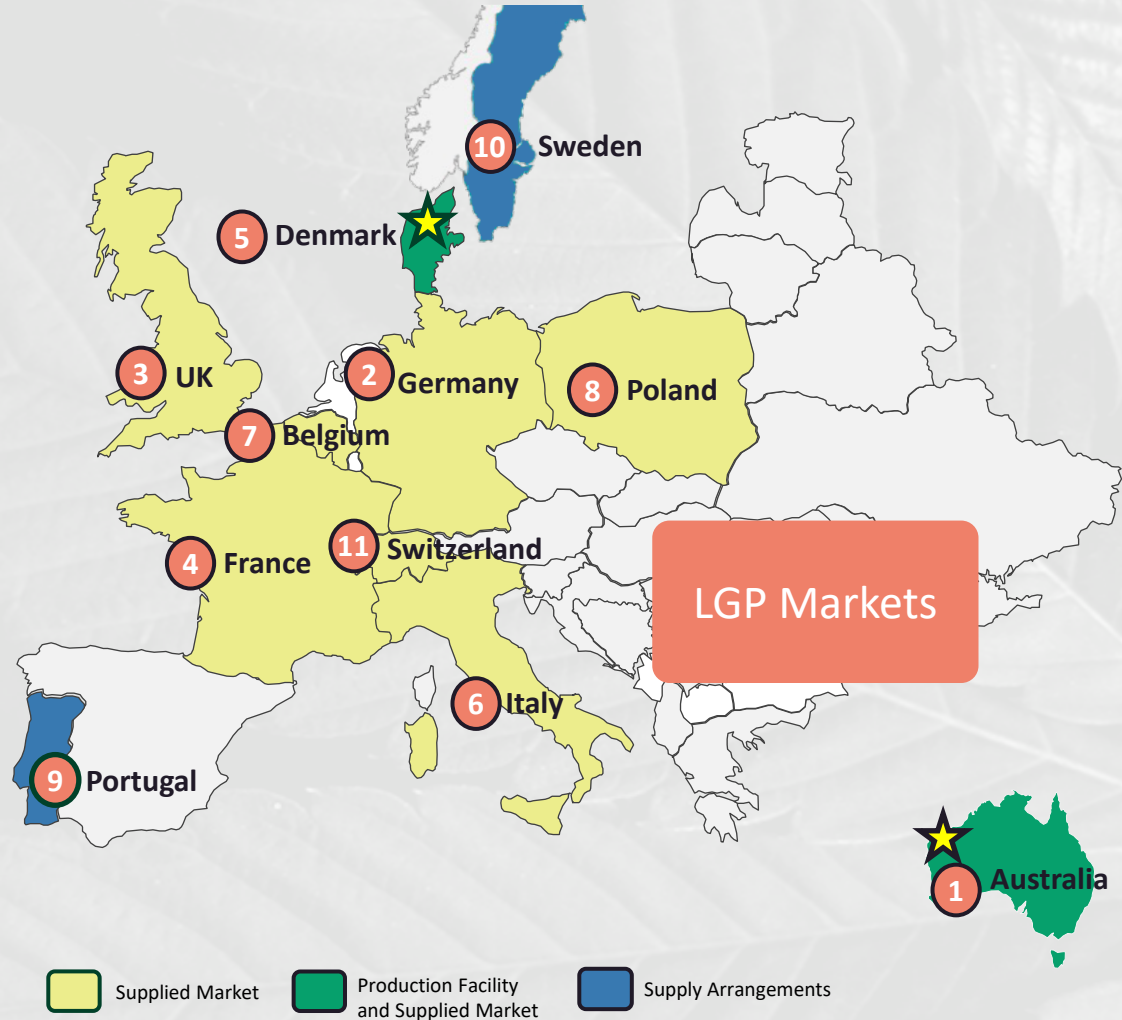


**Western Australia:** Subcontracted indoor facility transitioned to Craft flower site

\*see ASX announcement dated 5 December 2024

# Global footprint

- LGP has supplied or has supply arrangements for medicinal cannabis products into 11 countries
- LGP has grown its supply footprint since 2019, beginning in Australia and progressing through Europe including Germany, the UK, France, Italy and Poland



| Key European Markets |     |          |          |
|----------------------|-----|----------|----------|
| Market               | Pop | TAM 2024 | TAM 2029 |
|                      | 83m | \$740m   | \$1.7bn  |
|                      | 67m | \$270m   | \$50m    |
|                      | 67m | \$40m    | \$50m    |
|                      | 38m | \$30m    | \$40m    |
|                      | 60m | \$60m    | \$70m    |
|                      | 9m  | \$30m    | \$40m    |

ersonal use only

# Corporate & Reset update

## Cannabiz Awards

- Winner of 2025 Cannabiz Awards – "Best Place to Work"
- Recognition of LGP's strong culture, high retention and staff engagement

## Board changes

- Mr Paul Long and Mr David Fenlon were appointed to the board and Ms Beatriz Vicén Banzo resigned from the Board on 1 March 2025

## Reset Mind Sciences

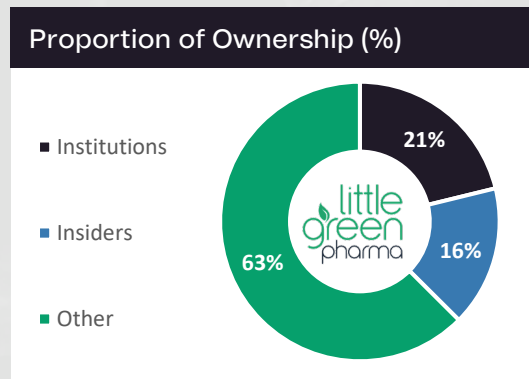
- Recruitment and dosing completed under psilocybin clinical trial with UWA and Harry Perkins Institute, 12-month follow-up underway
- Department of Veterans Affairs confirmed funding for MDMA and Psilocybin assisted therapies for veterans



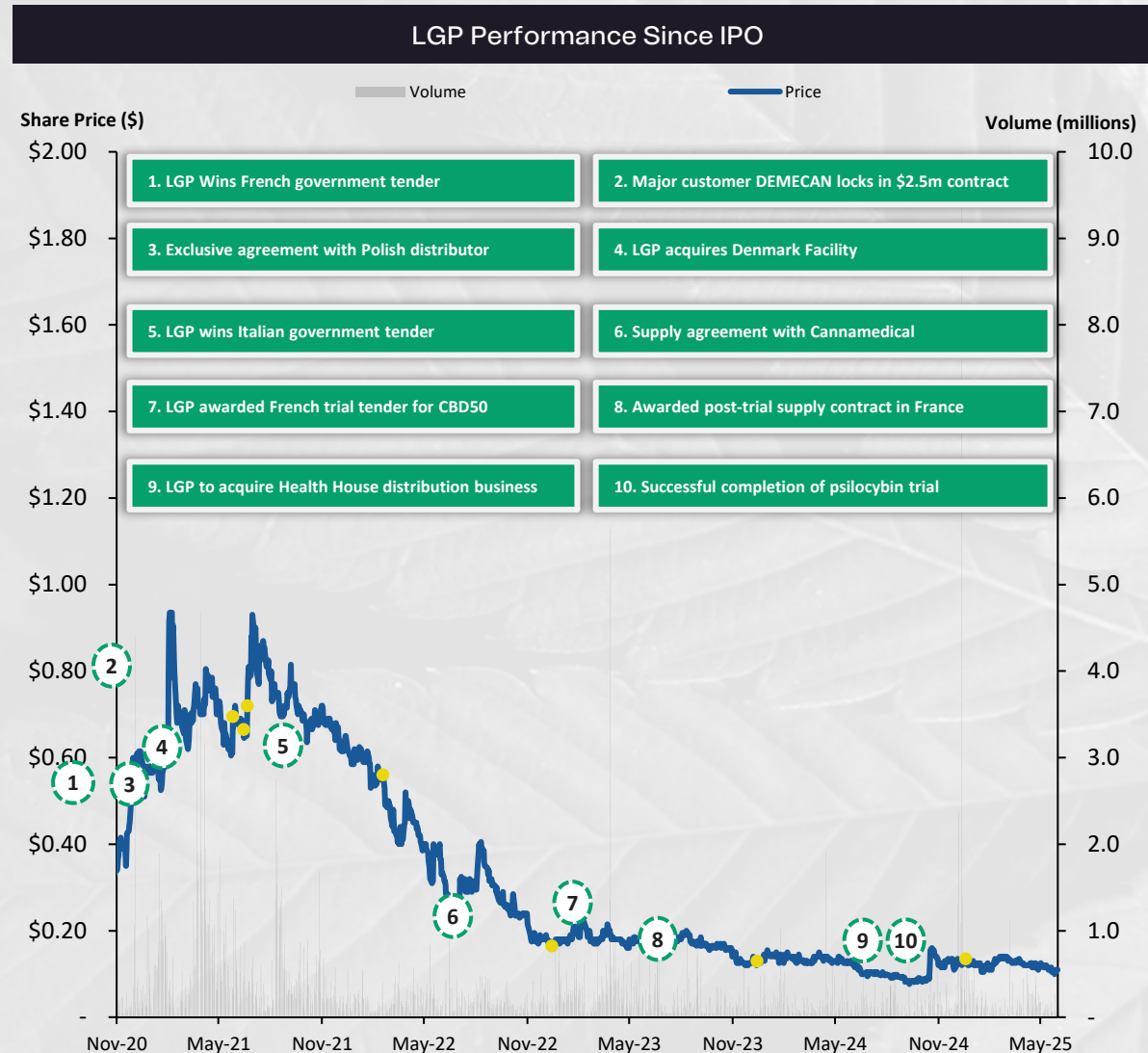
# Corporate overview

| Capital Structure (AUD) |                |
|-------------------------|----------------|
| Share Price 1/06/2025   | \$ 0.11        |
| 52-Wk High/Low          | \$ 0.17 / 0.08 |
| Avg Daily Volume Traded | (,000) 263,5   |
| Market Capitalisation   | (\$m) 33.4     |
| Plus: Debt              | (\$m) 3.085    |
| Less: Cash              | (\$m) 2.376    |
| Enterprise Value        | (\$m) 34.109   |

| Trading Statistics (AUD) |             |
|--------------------------|-------------|
| Value Traded High        | (\$m) 3.7   |
| Median Value Traded      | \$ 35,527.5 |
| Median Share Price       | \$ 0.185    |



Source: IRESS Trading data, CapitalIQ, Company Disclosures



ersonal use only

# Value proposition

- 50% revenue CAGR between FY2022 and FY2025 and current Enterprise Value at 0.9x revenue
- Significant low-debt asset base with NTA almost double Company's current market valuation
- Positioned in rapid growth markets (Australia, Germany and UK) and owner / operator of largest cannabis facility in Europe with significant available capacity to meet demand
- First / early mover in multiple markets including France and one of the leading cannabis companies in Australia and Europe
- Company seeing emerging economies of scale as overheads remain stable while revenue growth significantly outstrips operational cost increases
- Well positioned to capitalise on current market consolidation as well as re-rating when global markets turn
- Well funded with \$5.0 million in unused financing facilities and positive Adjusted EBITDA



ersonal use only

Thank you

