

ASX Release

21 July 2025

AMP Limited Investor Session Presentation

Attached is a copy of the presentation that will be delivered at AMP Limited's Investor Session this afternoon.

The event will take place from 2.00pm – 4.00pm.

Please register to view the event here: [AMP Investor Session 2025](#)

Media enquiries

Brett Zarb

Mobile: +61 417 256 563

Adrian Howard

Mobile: +61 413 184 488

Investor enquiries

Richard Nelson

Mobile: +61 455 088 099

Jo Starr

Mobile: +61 416 835 301

All amounts are in Australian dollars (A\$) unless otherwise stated.
Authorised for release by the Market Disclosure Committee.

For personal use only

AMP Investor Session

ersonal use only

21 July 2025



AMP acknowledges all First Nations Peoples across Australia. We recognise the Traditional Custodians of the land and value the connection to Country, waterways and sky. We pay our respects to the Elders for their resilience, courage and wisdom; for ensuring the survival of this country's rich culture and heritage.



ersonal use only

Agenda

1

AMP Strategy

3

Platforms

5

Summary

2


Retirement solutions

4

Superannuation
& Investment

6

Q&A





AMP strategy

Alexis George, CEO



ersonal use only

AMP ready for the next phase of growth



Delivered on our commitments to reposition AMP; now building on our challenger brand mindset

✓ 2021

Sale of AMP Capital's infrastructure debt platform to Ares, and Global Equities and Fixed Income (GEFI) business to Macquarie

✓ 2023

Sale of AMP Capital's infrastructure equity and real estate businesses to Digital Bridge and Dexus; transfer of MAG to AMPI; sale of SuperConcepts

✓ 2024

Executed partnership with Entireti and AZNGA for AMP Advice

✓ 2025

Simplified portfolio and strong balance sheet; ready to explore next phase of growth

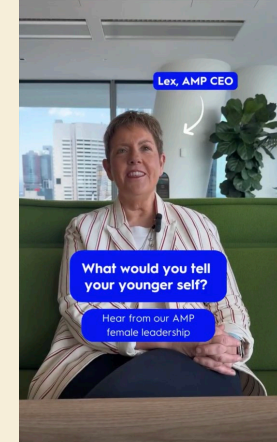
→ 2025 and beyond

Think like a challenger brand

Drive performance in wealth businesses through leadership in retirement

Maintain cost discipline

Monitor partnerships for appropriate opportunity to realise value



This big super fund just became the first to buy into crypto

Michelle Bowes Wealth reporter

Dec 12, 2024 - 7:29pm

AMP has invested \$27 million in bitcoin, becoming the first major superannuation fund to buy into an asset class that has previously been shunned by big fund managers in the \$4 trillion retirement savings industry due to its volatility.

Other big funds on Thursday said they would not be following AMP's lead into cryptocurrency, which Reserve Bank governor Michele Bullock has previously said does not have a place in the Australian economy and which critics say does not belong in retirement portfolios because it does not produce yield.



AMP has dipped its toe into crypto investment, chief investment officer Anna Shelley has revealed. Louie Davvits

AMP's portfolio



Rebalanced towards wealth management

Operating business units



Platforms

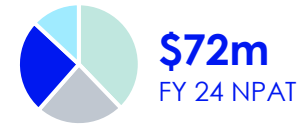
A leading provider of super, retirement and investment solutions for advisers and their clients, managed through flagship North technology

North



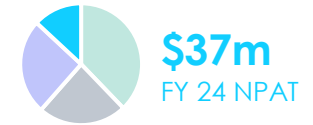
Super & Investments

Superannuation and pension solutions for individuals and employees



AMP Bank

A digital-focused challenger bank supporting customers with residential mortgages, deposits and transactional banking



NZ Wealth Management

A standalone wealth management, financial advice and general insurance distribution business



Partnerships

China Life AMP Asset Management Company Limited (CLAMP)

14.97% equity stake:
AMP's FY 24 carrying value \$106m
Providing exposure to the world's fourth largest asset management market¹

China Life Pension Company (CLPC)

19.99% equity stake:
AMP's FY 24 carrying value \$525m
CLPC has the largest market share in the enterprise annuity trustee space in China in terms of AUM¹

Akumin Pty Ltd

30% equity stake:
AMP's FY 24 carrying value \$3m
Partnership with Entireti, creating a large-scale services and licensee business for advisers

PCCP LLP

22.95% equity stake:
AMP's FY 24 carrying value \$205m
US real estate investment manager

¹ China Asset Management Report 2022, EY
FY 24 NPAT figures are for the operating business units. AMP's FY 24 Underlying NPAT of \$236m also includes Group loss of \$47m.

Positioned to lead in retirement in Australia



Identifying opportunities for our businesses to work together to enhance retirement outcomes for more Australians

North

Platforms

#3 wrap platform for super & pension¹
\$83bn in AUM

With innovative retirement solutions for advisers and their clients, including MyNorth Lifetime and North Guarantees.



Super & Investments

580,000 members, \$58bn in AUM

Lifetime Super now available directly to members, as well as an innovative digital advice offering to support members in planning for retirement.



AMP Bank

A digital-focused challenger bank

Including products aimed at retirees and pre-retirees, such as our recently-launched 10-yr interest-only mortgage.

AMP's lifestyle app Citro

Supporting the social side of retirement with an online community of 290,000 members including 15,000 Citro cardholders. Supporting Bank & Super through the AMP Rewards program²

¹) Plan for Life Product Fund Size Report, as at March 2025. (Released June 2025) ²) as at 31 May 2025

ersonal use only



Retirement: Reimagined



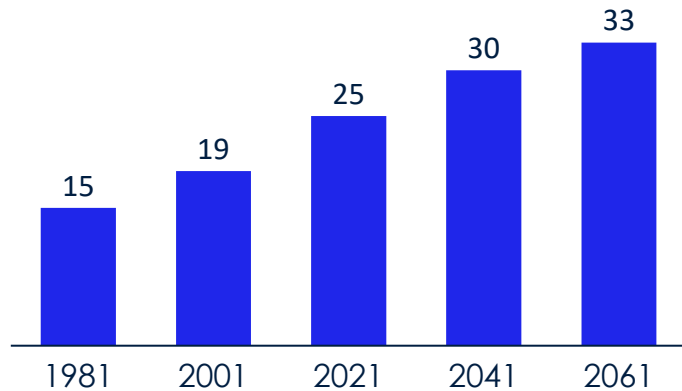
ersonal use only

Australia's population is ageing

Helping more Australians retire with confidence and live a dignified retirement for longer is critical

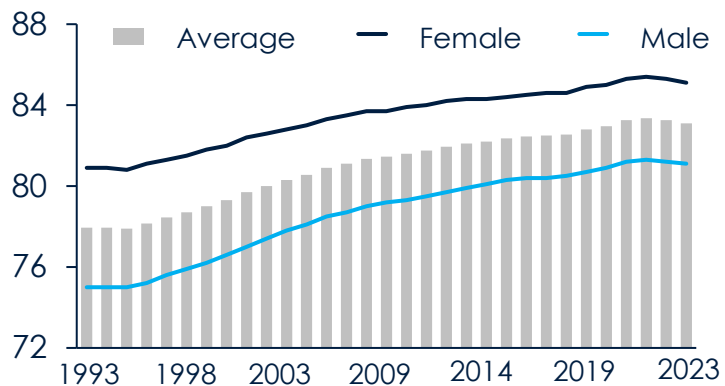
Retirees continue to grow as a proportion of the population

Number of retirement age people per 100 working age people¹



Income in retirement needs to last longer

Life expectancy at birth²



4.2 million
Australians are
already retired³



710,000
expected to retire
in the next 5 years³



\$750 billion of assets
will move into the
retirement phase over
the next 6 years⁵



62% of Retirees
access the
Age Pension⁴

Only 1% of post-retirement assets are in a lifetime product. An increase to 2% represents a \$28bn market opportunity⁵

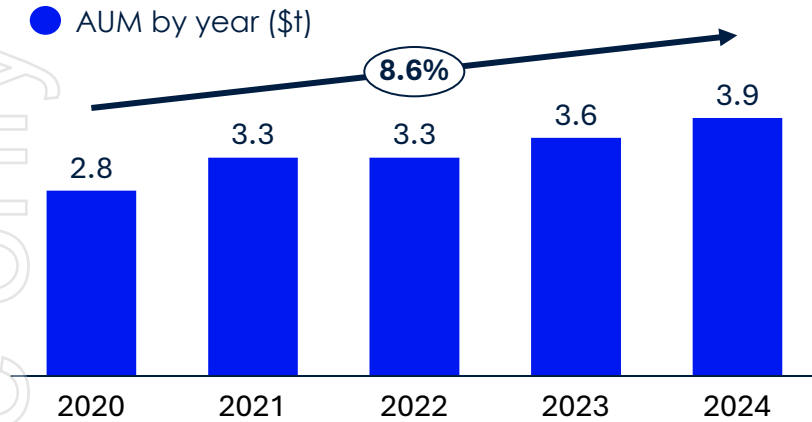
1) ABS & PBO Analysis 2018 2) ABS, 2023 Life expectancy 2021-2023 3) ABS Retirement Intentions Report 2024

4) AIHW Income support for Older Australians Report 2023

5) Plan for Life Actuaries and Researchers, 30 September 2021

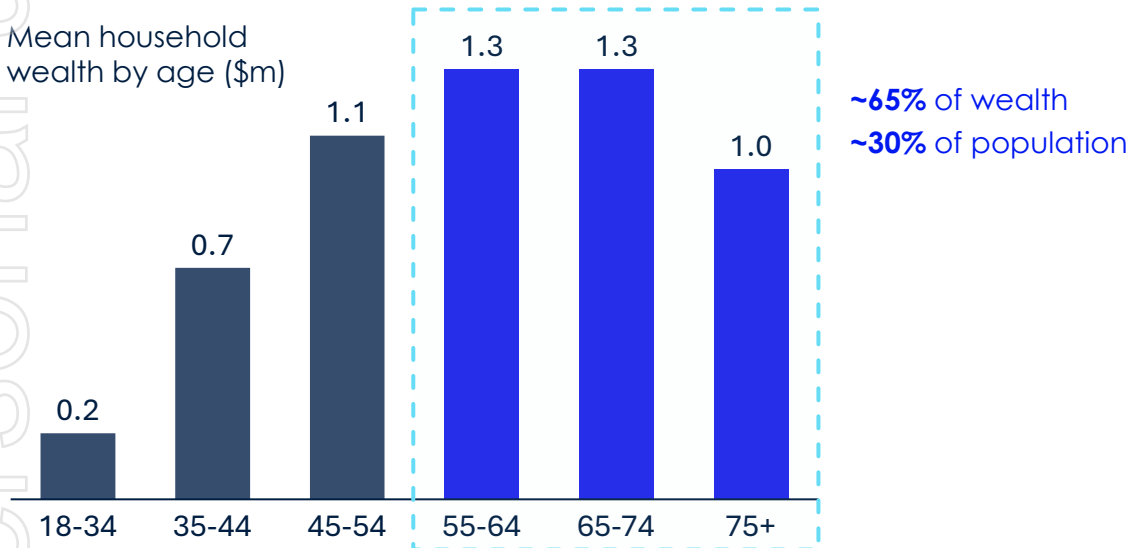
Australians are among the world's wealthiest

Superannuation continues to grow in importance¹



Household wealth is concentrated amongst over 55s²

Mean household wealth by age (\$m)



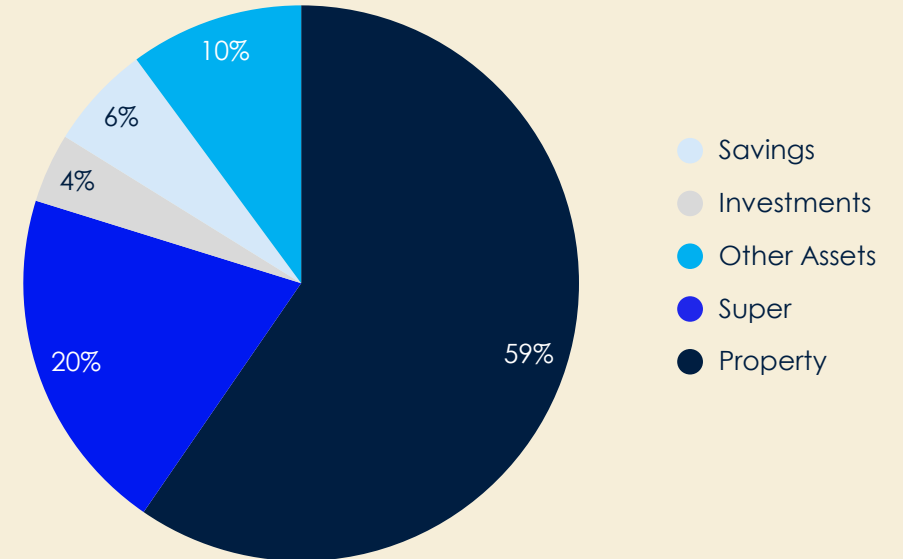
Retiree wealth largely held in family home and super¹

Australia's superannuation savings pool is the world's **fifth** largest pension market; worth **\$4.1t** and is expected to be worth **\$10t** by 2040

Household wealth is majority held in property at **\$10t**

Retirees who don't own property typically experience a **20%** increase in financial stress³

Household wealth by asset class²



1) APRA, Superannuation Bulletin Jun 15 to Jun 24 (published 30th Jan 2025)
 2) Melbourne Institute, Household Income & Labour Dynamics in Australia Survey 2024
 3) Grattan Institute 'Renting in Retirement', Analysis of ABS data 2022

Despite this significant wealth

80%
of Australian
retirees

**are unable to enjoy a
comfortable retirement**

Australians are uncertain about retirement



Navigating a complex system, often without financial advice, drives uncertainty amongst pre-retirees and retirees

Asset accumulation: The journey to retirement is uncertain

Close to 50% of Aussies are worried they won't have enough money to retire or have a good quality retirement.

Income generation: Fear of running out in retirement

75% of retirees are feeling less confident about their retirement savings lasting. Most people die with the bulk of the wealth they had at retirement intact.¹

Accessible advice: Navigating retirement is complex

3 in 4 find the retirement system complex and confusing, while 80% of those interested in financial advice are unable to afford it.²

90% of all intergenerational wealth transfer happens through death inheritance.

Opportunity to solve for Australians



Helping more Australians retire with confidence and live a dignified retirement

Asset accumulation: The journey to retirement is uncertain

Solutions that maximise
member outcomes to
accumulate wealth

- ✓ Lifetime accumulation features
- ✓ Managed portfolios
- ✓ Capital guaranteed investment options

Income generation: Fear of running out in retirement

Enhancing retirement income
and providing innovative
longevity solutions

- ✓ Lifetime income solution
- ✓ Capital guaranteed investment options

Accessible advice: Navigating retirement is complex

Expanding access to
financial advice

- ✓ Leading advice enablement software to drive adviser efficiency
- ✓ Digital intra-fund advice



Retirement Solutions

Ben Hillier, Director Retirement



ersonal use only

Lifetime solutions: full market coverage



A more sophisticated offer for advised clients on North; a simpler, direct-to-member offer in S&I

North



MyNorth Lifetime: Optimised for advised members, providing unique and powerful advice strategies in accumulation and retirement



Flexible and transparent, including full investment choice for advisers to add value to and through retirement

AMP Super



AMP Super Lifetime: Optimised for members with simpler needs, either self-directed or via digital, phone-based or in-person advice



Default feature for all Choice members in accumulation or easy opt-in for MySuper members, with a simple Lifetime Pension

Lifetime: New hybrid solutions

Combining the benefits of annuities and account-based pensions



	Account-based pension	AMP's Lifetime solutions	Traditional annuity
Tax-free retirement income	✓	✓	✓
Market-linked investment	✓	✓*	x
Transparency	✓	✓*	x
Income flexibility	✓	✓*	x
No CGT super to pension	✓	✓*	x
Lifetime income	x	✓	✓
Spouse lifetime income	x	✓	✓
Centrelink benefits	x	✓✓	✓
Maximise income	x	✓	x

AMP has reimagined retirement solutions, combining the most compelling features of an account-based pension with a traditional annuity, to enhance retirement outcomes.

AMP's Lifetime solutions deliver:

- Very high rates of lifetime income
- Unparalleled Centrelink advantages – up to 100% discount on assets and income tests
- Improved estate planning outcomes due to tax and Centrelink efficiency

Lifetime members experience an average 60% increase in retirement income

* MyNorth Lifetime only, the AMP Lifetime Pension is simpler and designed to be available without a financial adviser

Lifetime benefits to clients



A market-linked retirement solution that provides income for life and improves eligibility for the Age Pension



Fear of Running Out is real – retirees need a longevity solution

Traditionally the only option was to buy an annuity, or to underspend in retirement.

Building on our expertise with our North Guarantee solutions, Lifetime provides retirement income that never runs out.



Market-linked is critical

Market-leading rates of investment-linked retirement income.

Offering a simple element of investment choice through AMP Super.

On North, full access to North's investment menu, including Managed Portfolios¹.



Centrelink eligibility is important to mass affluent retirees

Our innovative design of the solution works with the Centrelink rules to enhance members' eligibility for the Age Pension.

The earlier a member switches on the feature, the greater the benefit

¹ MyNorth Lifetime only, the AMP Lifetime Pension is simpler and designed to be available without a financial adviser

Personal use only

How does AMP pay income for life?

Without requiring investor capital and still paying high rates of income



Investment risk is mitigated by market-linking the incomes

We do not need to guarantee investment returns because the incomes are market-linked.

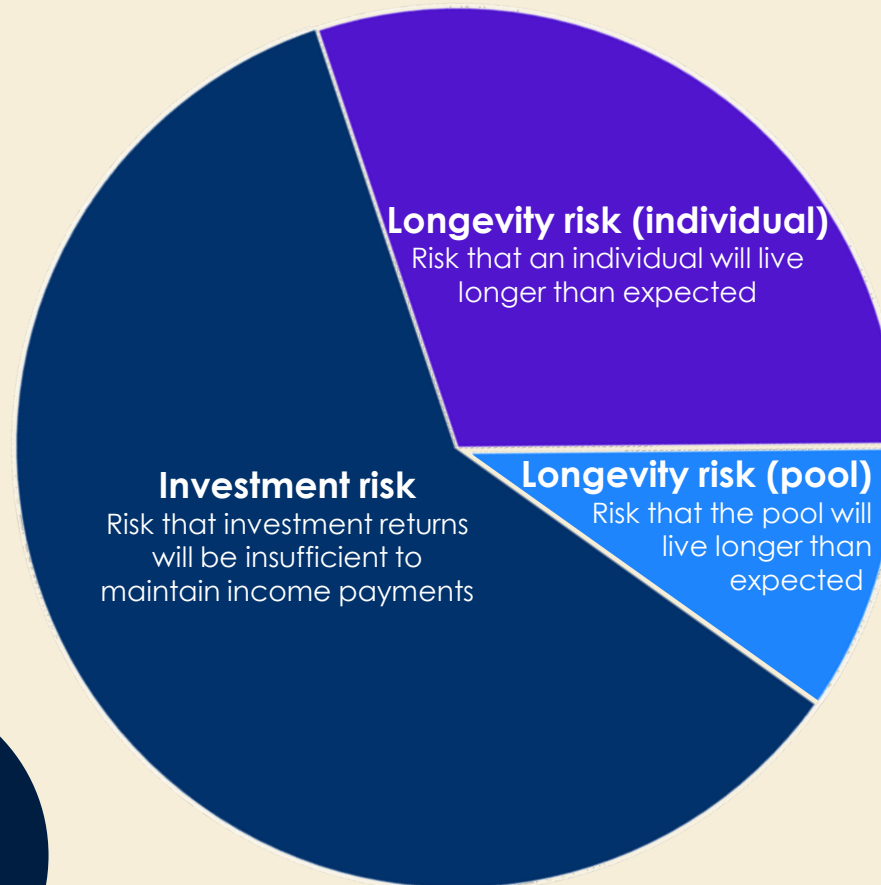
On an annual basis, incomes (liabilities) are reset to match the assets which means there are **no requirements to reserve capital**.

Incomes are adjusted relative to a 6% investment return hurdle.

e.g. a \$10,000 p.a. pension will:

- rise to \$10,200 if returns are 8% (+2%)
- fall to \$9,800 if returns are 4% (-2%)

Efficient conversion of capital to income, maximising rates of income



Provider risks associated with paying income for life



Individual longevity risk is overcome by pooling

Members who die earlier than average surrender some of their asset-value (mortality credits), which is added to investment returns to ensure payments can continue for members who live longer than average.



Pool longevity risk is outsourced to an insurer

The insurer pays to the pool a guaranteed level of mortality credits in exchange for the actual mortality credits – with no other premiums.

This is a very efficient insurance and is a hedge against a traditional life book.

Introduction to Centrelink Age Pension



AMP is focused on the mass affluent segment of the market: typically pre-retirees who can benefit the most from the Lifetime solutions

63% of Australians over 65 receive income from Centrelink¹

This is down ~10% over the last decade due primarily to growth in superannuation balances – age pension eligibility is means-tested using both income and assets tests.

Most Australians are impacted by the assets test at retirement

Singles can have up to \$704k in assets besides the family home and still receive a part-pension, and couples can have up to \$1.059m².

The upper income limits are \$65k and \$100k for singles and couples².

The test that produces the lowest eligibility is applied.

Access to benefits in retirement extend beyond the Age Pension

If a retiree accesses even just \$1 of the Age Pension, they will receive a Pension Concession Card which provides valuable discounts on medical and other benefits that are important to many Australians in retirement².

Of AMP's 580,000 members,
94%
would be better off with Lifetime Super³

1) AIHW Income support for Older Australians Report 2023

2) Services Australia – Asset/Income test for Age pension

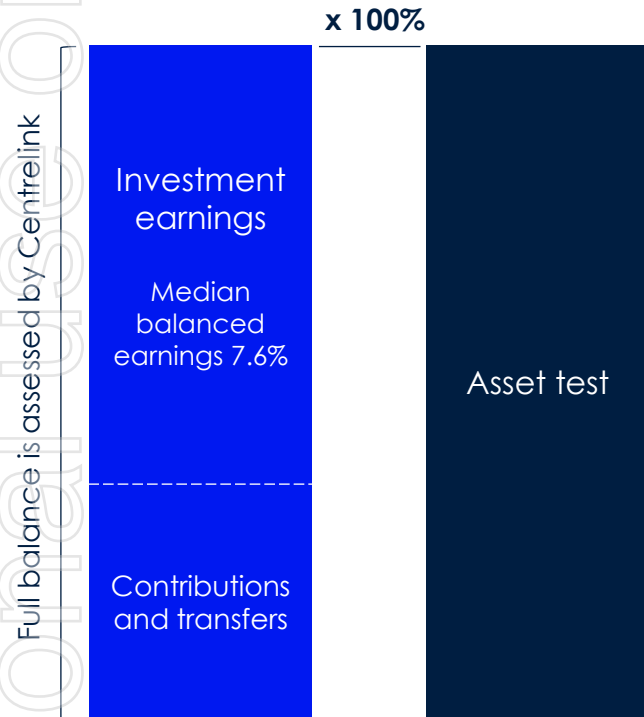
3) KPMG analysis conducted for AMP

Lifetime Super Centrelink advantage

Lifetime Super asset test discount

Without Lifetime Super

Asset test = full balance



Full balance is assessed by Centrelink's assets test when the member retires.

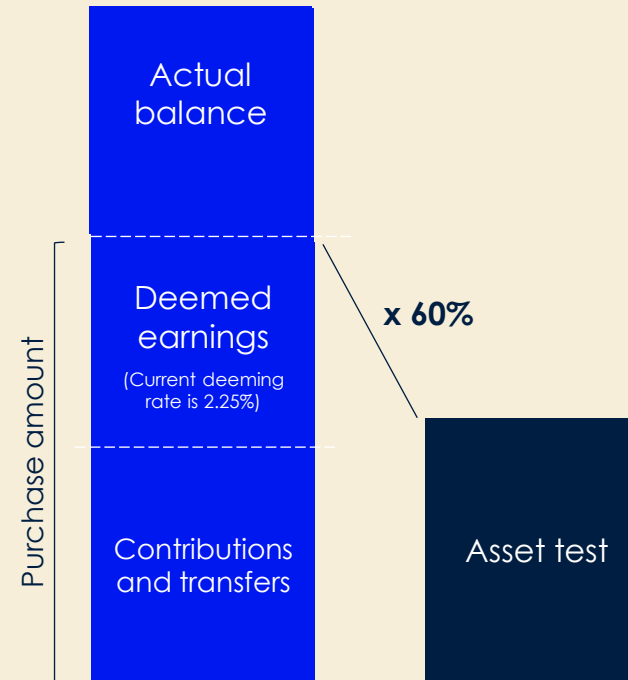
Home-owning couples can receive a part pension with assets up to \$1,047,500 (outside the family home).

Reducing assessable assets by \$100,000 increases Age Pension eligibility by \$7,800 p.a.

With Lifetime Super

Asset test = 60% of deemed 'purchase amount'

Actual balance remains unchanged




Lifetime Super is a deferred income stream, and so Centrelink only assess 60% of the deemed purchase amount, ignoring the actual balance.

Lump-sum withdrawals at retirement further reduce the purchase amount dollar-for-dollar, which can lead to 100% asset-test exemptions for any remaining funds in Lifetime.

Lifetime Super case study: part 1

Lifetime Super asset test discount age 50 to 65



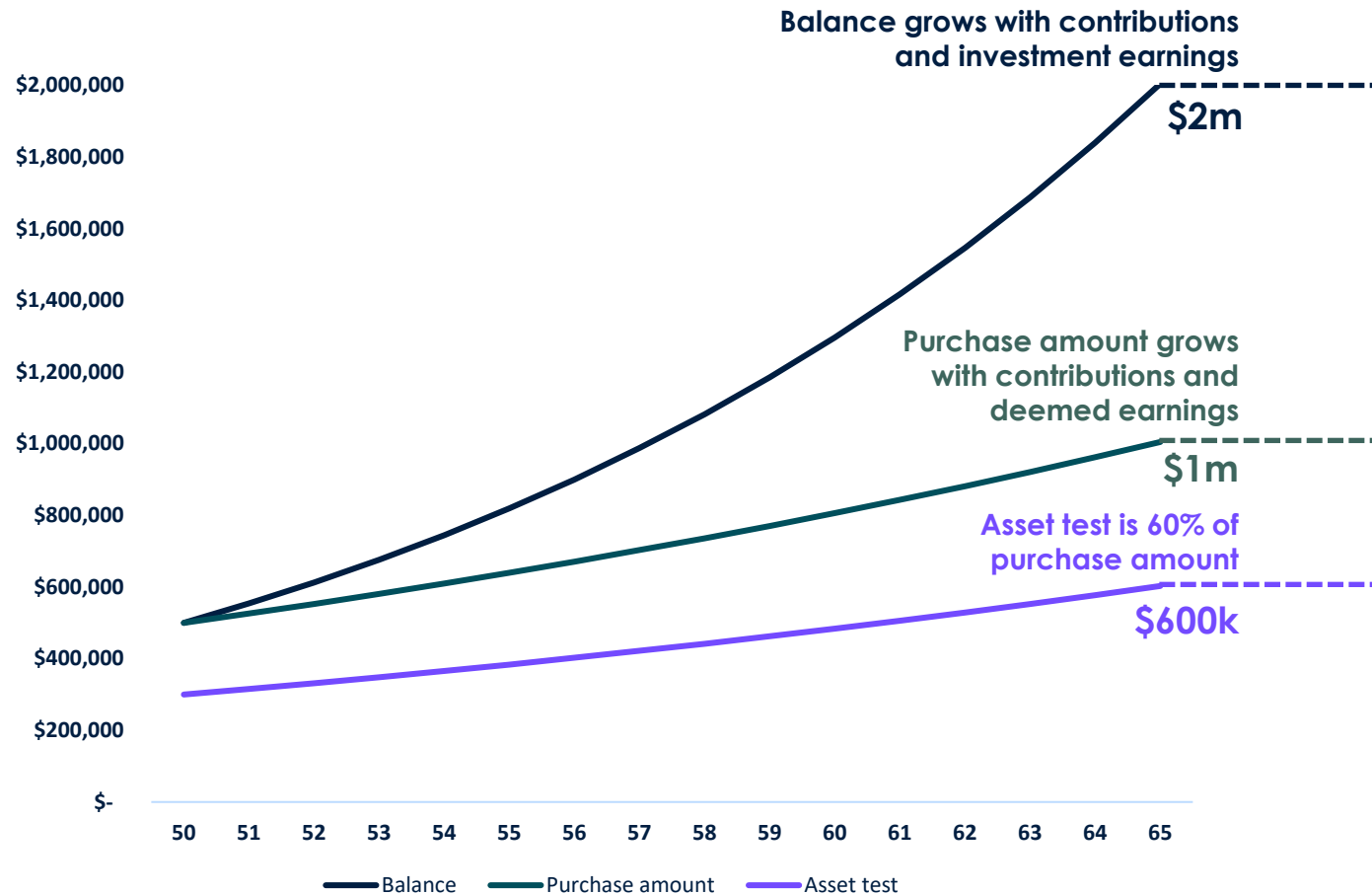
David and Peta, aged 50 with a combined balance of \$500k in superannuation and salary of \$120k.

By the time they reach retirement, they will have accumulated \$2m in superannuation.

After speaking to their financial adviser, they move their super into Lifetime Super. This has no impact on their fees, investment returns or final super balance, but their assessed assets will be greatly reduced.

They are not locked in before retirement, and there are no penalties if they change their mind.

Even though their super will grow to \$2m, their 'purchase amount' only grows to \$1m because only deemed earnings of 2.25% p.a. are included

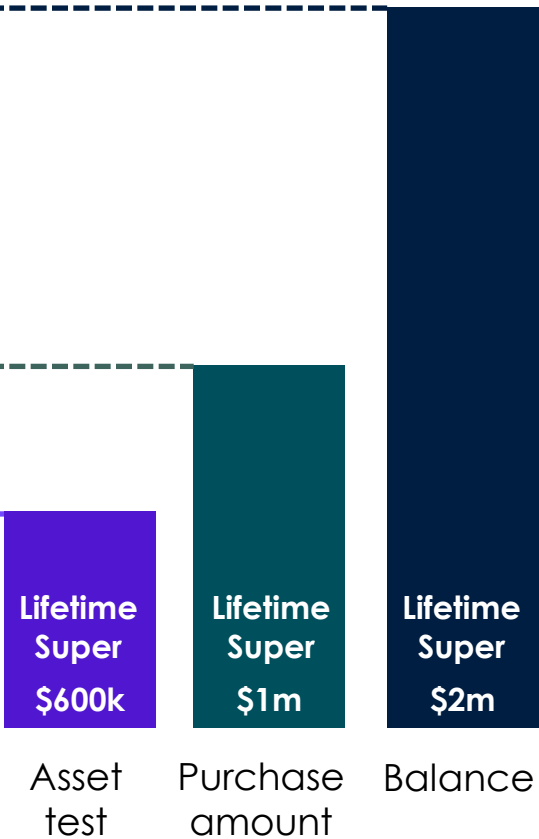


Assumes starting balance of \$500,000 at age 50, \$14,400 contributions p.a. growing by 2.5% p.a., 7.8% net investment earnings and 2.25% deeming rate.

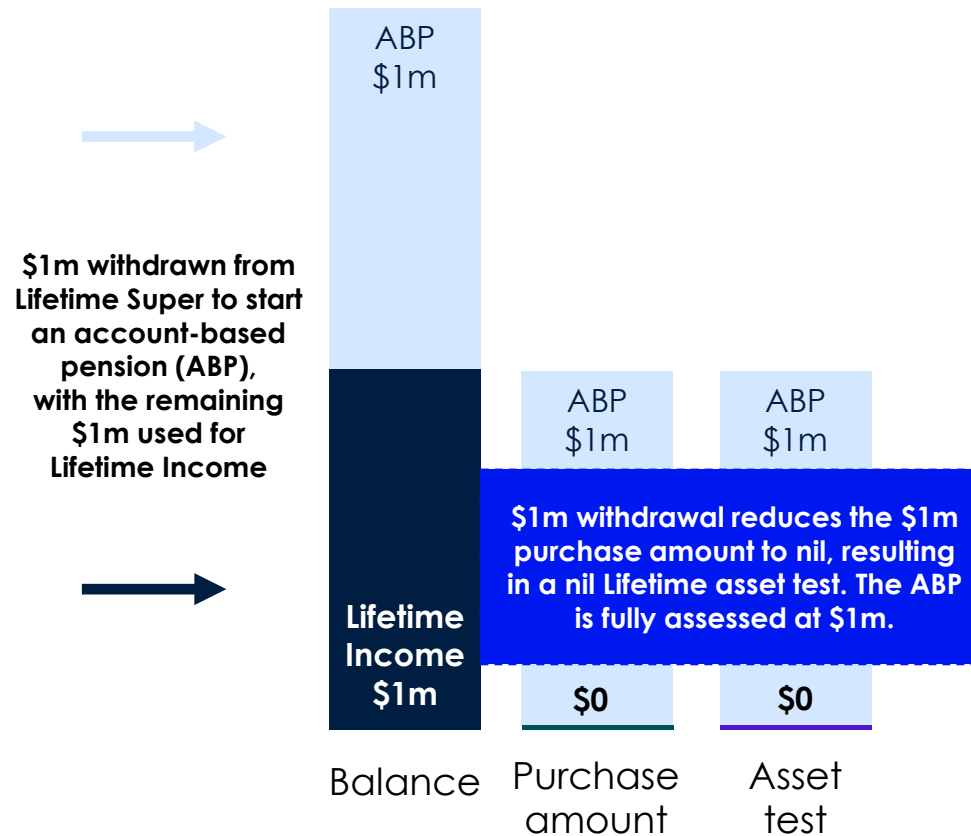
Lifetime Super case study: part 2

A further discount at retirement due to a withdrawal

At age 65 just before retirement
from previous slide




At age 65 after retiring
50:50 allocation to Lifetime and ABP



At age 65, David and Peta retire and are advised to transfer \$1m from Lifetime Super to start an account-based pension, with the remaining \$1m used to start a Lifetime Income stream.

This \$1m withdrawal creates an additional benefit, because it reduces their \$1m Lifetime purchase amount by \$1m to nil, even though they still retain \$1m in Lifetime.

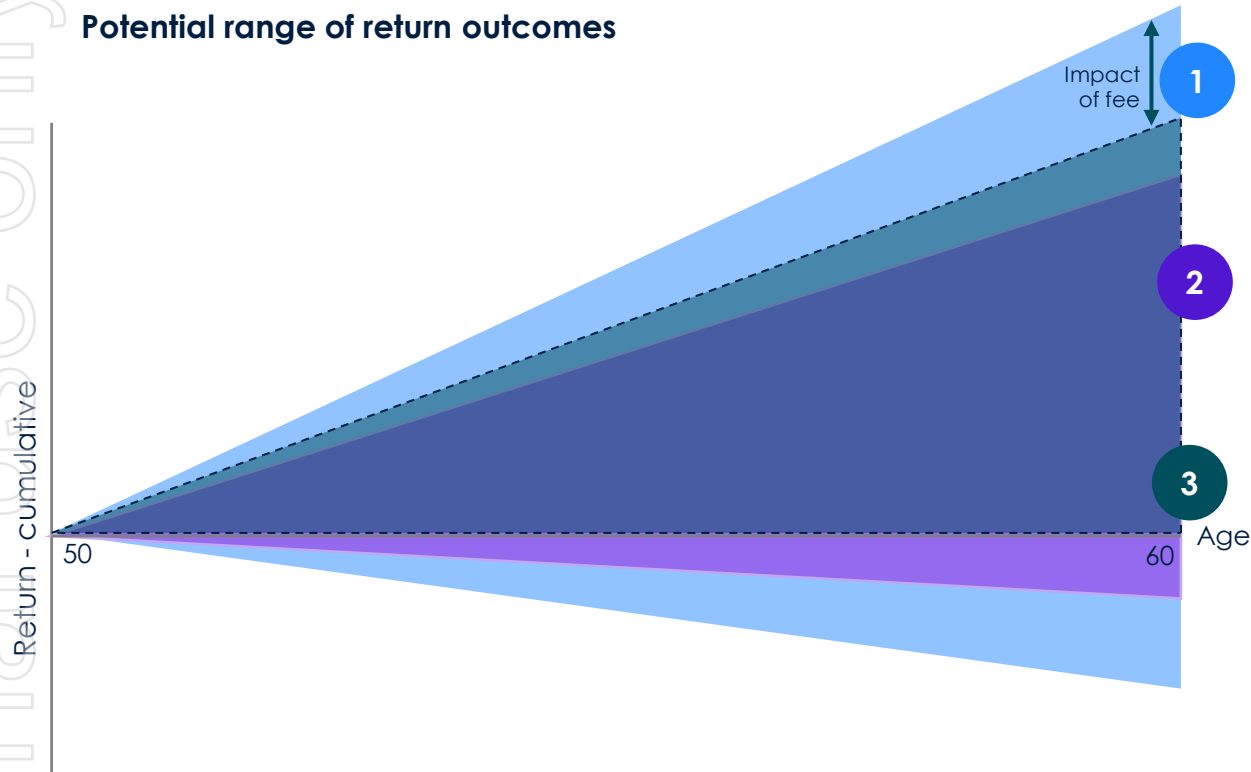


This results in additional age-pension eligibility at age 67 for David and Peta worth ~\$27k p.a. in today's dollars

New and improved MyNorth Guarantees

Another compelling differentiator for North

Potential range of return outcomes



- 1 A **growth fund** provides maximum upside potential but exposes investors to deeper downside risk.
- 2 Investors could move to a **lower risk portfolio** to reduce volatility and risk - but accept lower returns.

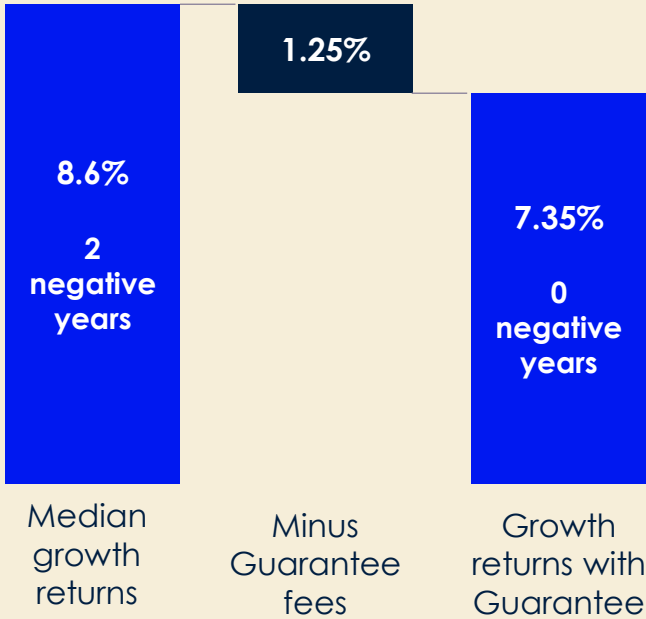
3 An **investment guarantee** allows an investor to retain exposure to growth assets, while providing absolute protection against downside risk

This example is illustrative only.

ersonal use only

MyNorth Guarantees

A superior alternative to derisking investments leading up to retirement



MyNorth Guarantee on a growth fund

VS



Derisking to moderate

Chant West median 15-year superannuation returns to 31 August 2024. Risk profiles used in presentation – 81-95% growth assets & 41-60% growth assets. Guarantee fee relates to MyNorth Essentials Index Growth 10-year term with lock-in which is an investment option available through MyNorth Super and Pension.

MyNorth Guarantee: Case Study



Note: Illustrative example of an investment guarantee, showing the operation of a North Guarantee with vesting feature. Investment value is net of fees and taxes using example unit prices over a ten-year period.

Industry recognition

North



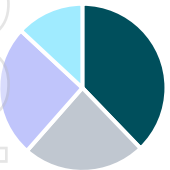
ersonal use only





North

Edwina Maloney, Group Executive, Platforms



\$107m
FY 24 NPAT



ersonal use only

North at a glance

North is one of Australia's leading investment and retirement platforms, designed to help advisers grow their business by helping their clients prepare for and live well in retirement

\$83.2 bn

Total funds under administration

4,211

Active advice relationships

\$21.8 bn

In Managed Portfolios funds under management

232,000

North clients

~\$2.4 bn

in pension payments in the last 12 months

>2,000

Members in MyNorth Lifetime

Advised Product of the Year

at 2025 Chant West awards

North



Market opportunity in retirement

North is well positioned to take advantage of the large and growing market opportunity in retirement

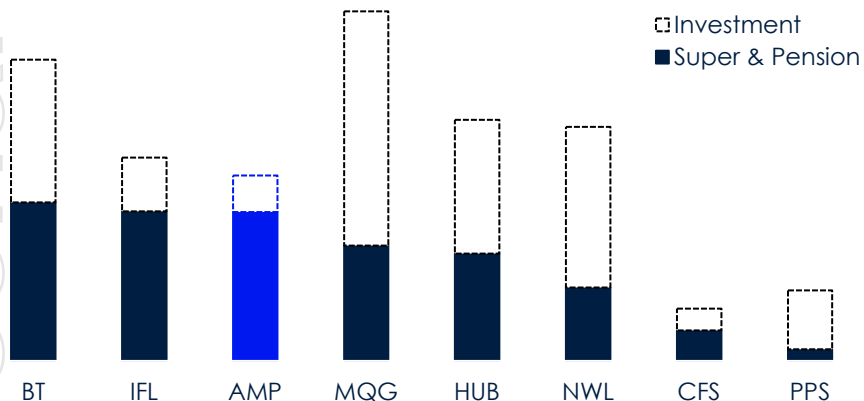
Growing platforms 'Super and Pension' market

Platforms market up 10% in the last 12 months to \$760 billion¹

Super and Pension segment in platforms market up 9% in the last 12 months to \$374 billion¹

#3 for super and pension platforms market share¹

Super & Pension platforms market share¹



Our target segments:

- **Pre-retirees and retirees**
- **Mass-affluent and affluent advisers**

Large total addressable market of ~\$2.4 trillion

~\$0.76 trillion¹ in Platforms in funds under administration in "Platforms" market (including Super, Pension and Investments)

~\$0.26 trillion² in other Retail Super & Pension (member benefits of accounts with a balance over \$200k)

~\$1.4 trillion² in Industry, Public Sector and Corporate Super & Pension (member benefits of accounts with a balance over \$200k)

¹ Plan for Life, as at March 2025 (Released June 2025)

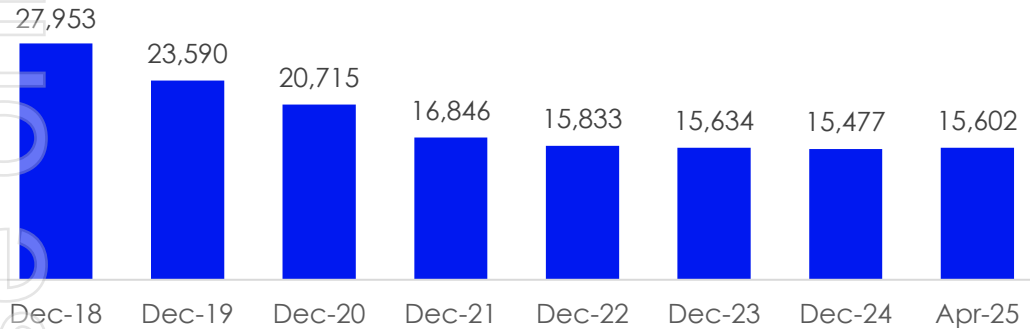
² APRA Superannuation Quarterly Statistics as at March 2025 (Released June 2025)

A complex retirement system requires advice to navigate

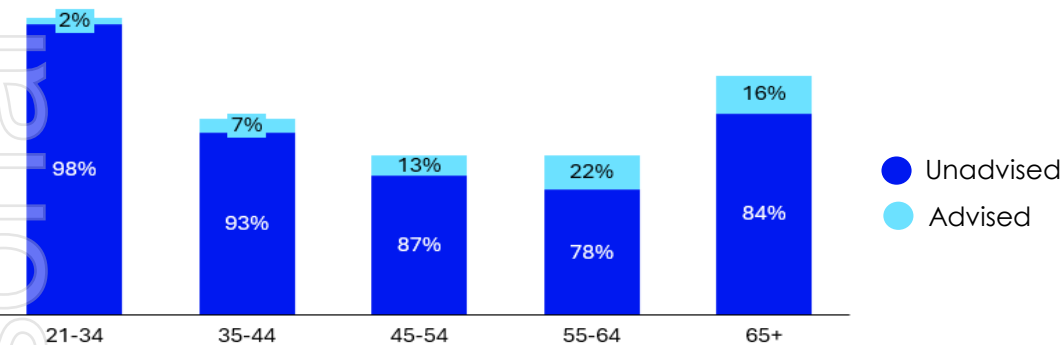
Australians recognise the value of receiving advice – however most are unable to access affordable advice

Over 12,000 advisers have left the sector since 2018

Adviser numbers by year²



Only 10% of Australians are receiving financial advice, largely aged 55+¹



Financial adviser numbers have stabilised, with the vast majority in privately-owned advice practices

However, the supply of financial advice is limited and remains well below demand, which remains high as the population ages and needs to navigate retirement

Financial advice practices are returning to prosperity, with profitability margins 'at all time highs'¹

2.3 million unadvised Australians are thinking about receiving financial advice, but many are unable to pay the \$3,960 median fee¹

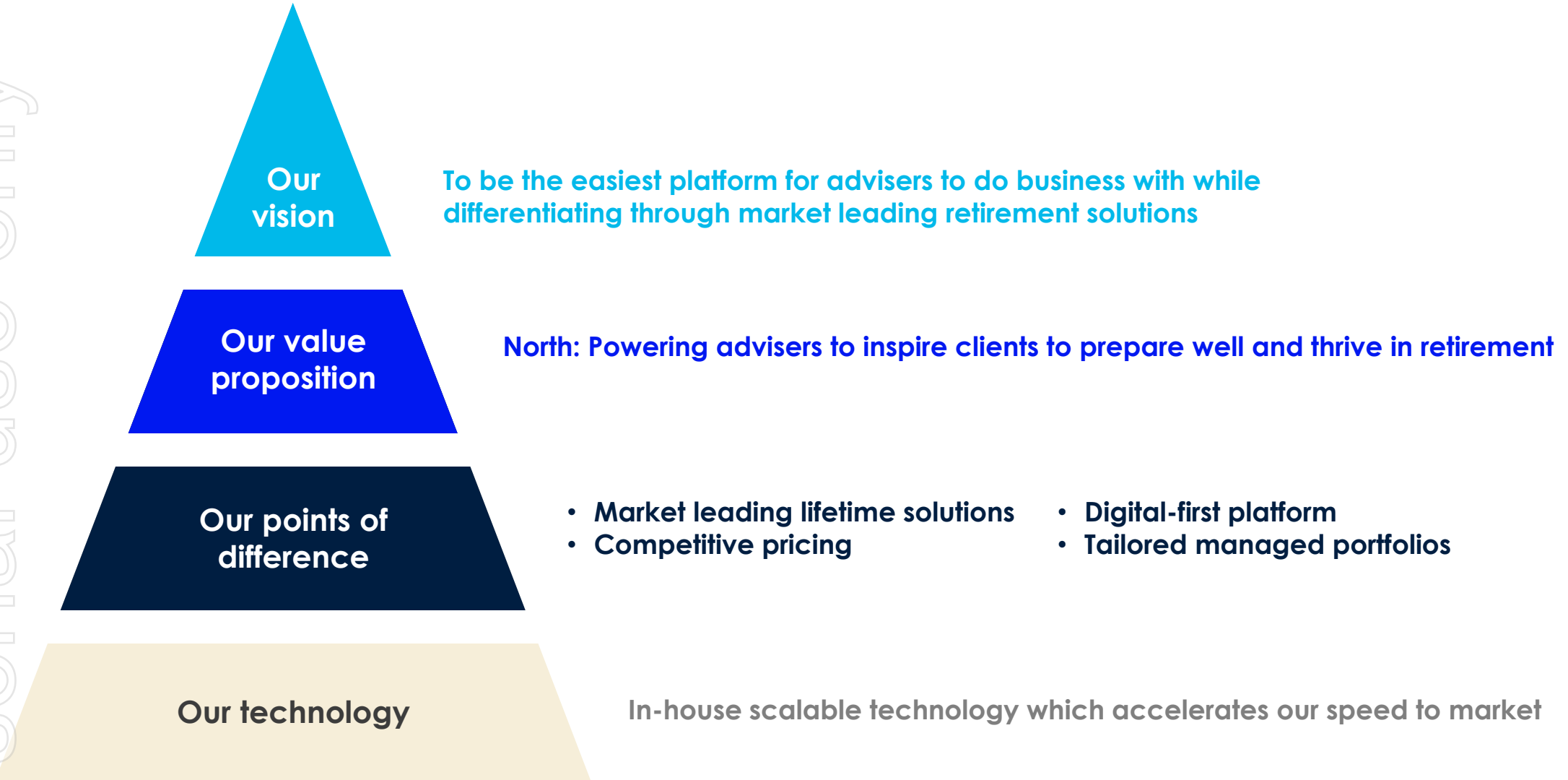
67% of advisers remain focused on mass affluent clients (i.e. with asset balances between \$300k to \$1m)³

Advisers are looking for efficiencies to become more productive and expand client numbers to up to 200 clients per adviser – potentially doubling the size of the advice market assuming same number of advisers

1. Adviser Ratings, 2024 Australian Financial Advice Landscape
2. ARdata, ASIC
3. NMG Australian Adviser Insights Programme 2023 (Survey of 375 advisers)

Vision and value proposition

ersonal use only



Opportunity to solve for everyday Australians

Helping more Australians retire with confidence and live a dignified retirement

Asset accumulation: The journey to retirement is uncertain

Solutions that maximise
member outcomes to
accumulate wealth

- ✓ Lifetime accumulation features
- ✓ Managed portfolios
- ✓ Capital guaranteed investment options

Income generation: Fear of running out in retirement

Enhancing retirement income
and providing innovative
longevity solutions

- ✓ Lifetime income solution
- ✓ Capital guaranteed investment options

Accessible advice: Navigating retirement is complex

Expanding access to
financial advice

- ✓ Leading advice enablement software to drive adviser efficiency

MyNorth Lifetime

\$600m AUM held on North by 2,000 Lifetime clients, 75% are new to North

North

Why advisers like the solution

Overcome clients' Fear Of Running Out, allowing clients to safely increase spending levels

Full investment flexibility and choice aligning to individual adviser philosophies

Moves **Centrelink advice strategies** from niche to mainstream – most affluent clients can benefit

Improves client retention as it maintains the advice relationship through retirement (unlike an annuity), and can improve outcomes for beneficiaries


How advisers are using it



Youngest client
17



Average age
50/70
super/retirees




Typical household
\$800k
in total super



Most Lifetime clients
>170
from a single adviser



Typical allocation
50%
at retirement



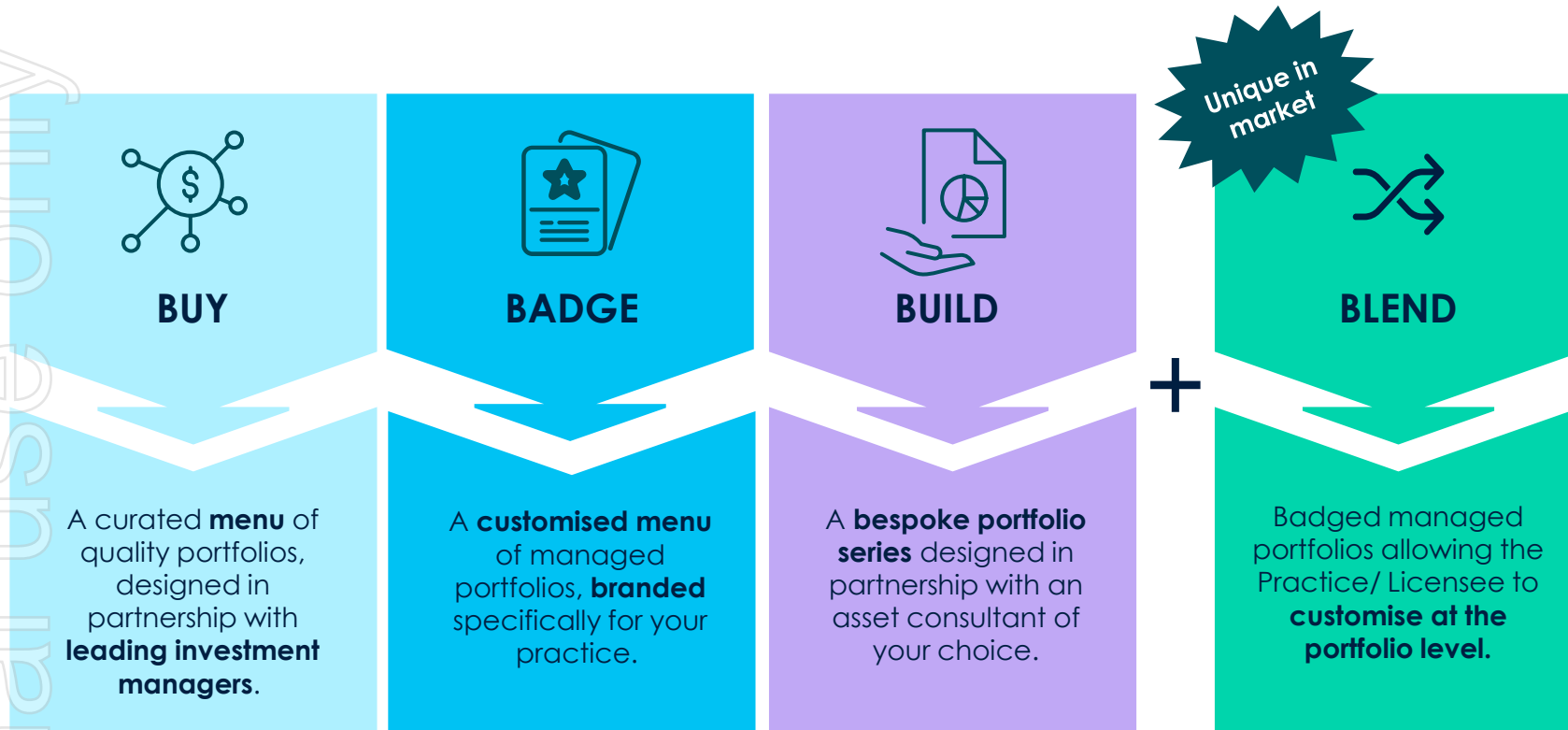
>\$100k pension uplift¹
76%
of Lifetime Super projections

1. Over a 20-year period

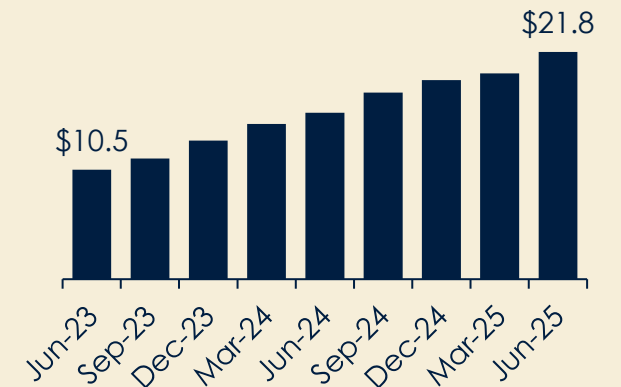
MyNorth Managed Portfolios

North's suite of managed portfolio options enable advice at scale

North



North Managed Portfolio FUM (\$bn)



North is the sole platform offering a comprehensive set of solutions tailored for the portfolio management preferences of practices and consultants.

Grown to \$21.8 bn – one of the fastest growing managed portfolio offers

Driving adviser efficiency

North enables the delivery of more advice to more Australians, via leading advice enablement software to drive adviser efficiency

Managed Portfolios

Saving advisers and support staff **24 hours per week**¹

Innovative AI tools

AI file note assistant saves **30 minutes per client meeting**

Interactive client reporting

Providing seamless, visual access to **interactive client account and performance data**

Recontribution wizard

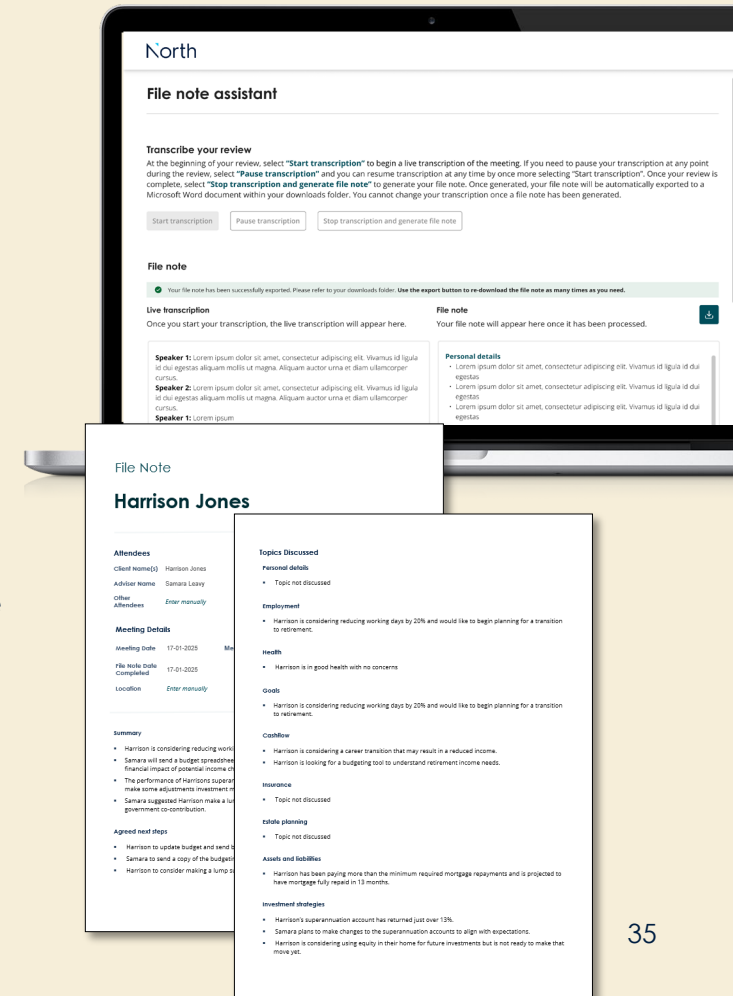
Streamlining to a **single workflow** with no time out of market

Activity management

Clear visibility on the progress of requests, reducing calls to the North Service Centre.

Straight through processing

85% of withdrawals submitted digitally were straight through processed

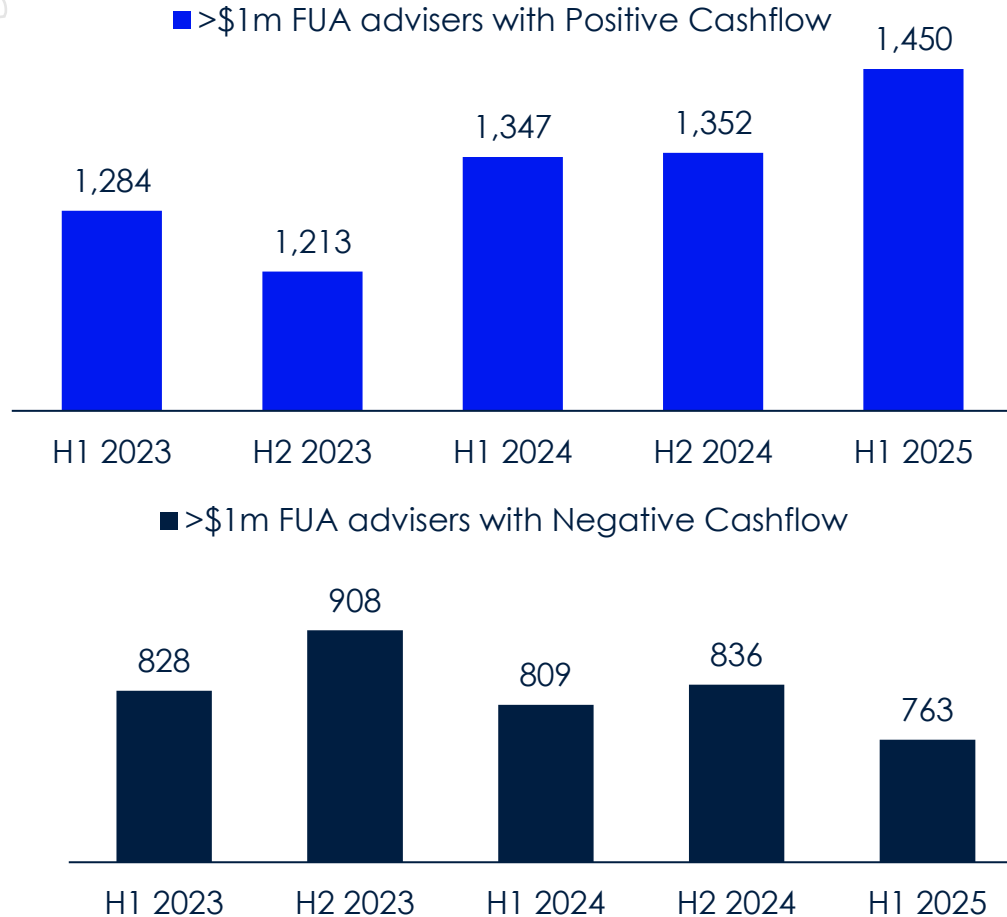


Adviser growth base

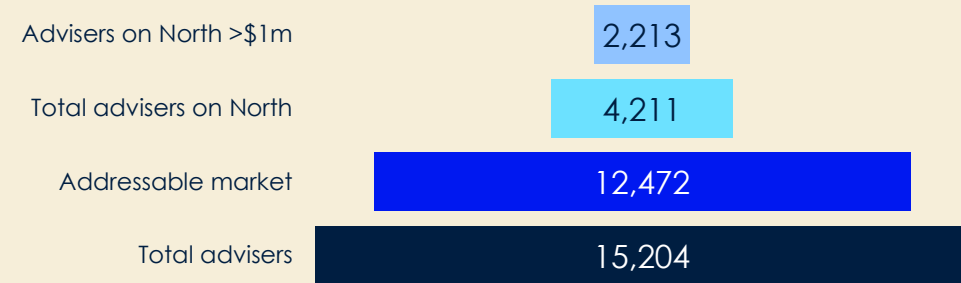
North's productive adviser base continues to grow, with an opportunity of over 8,000 non-North users



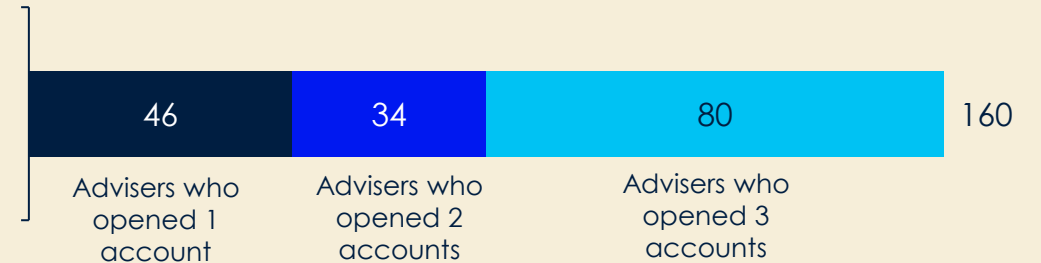
Advisers with > \$1m on North



Advisers using North and the addressable market¹



New advisers, by accounts opened (1H 25)



- North lead users, on average, place 86% of their new clients to North, above the average of 81%²
- 70% of North advisers reported no intention of switching existing clients to a new platform, vs. an average of 57%²

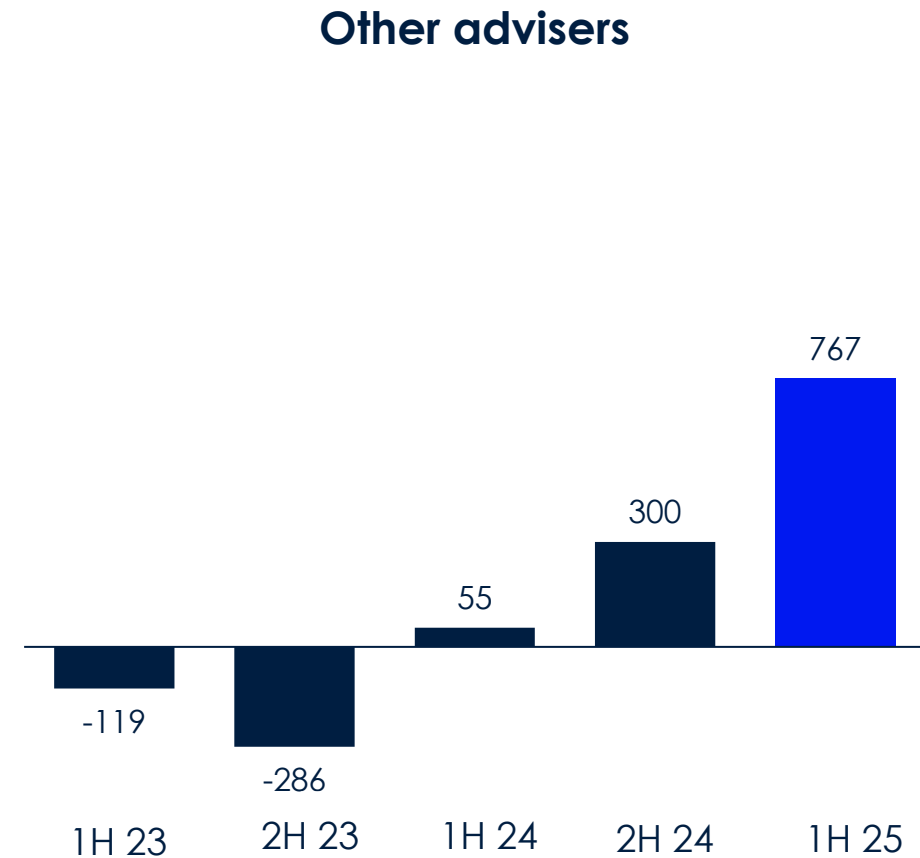
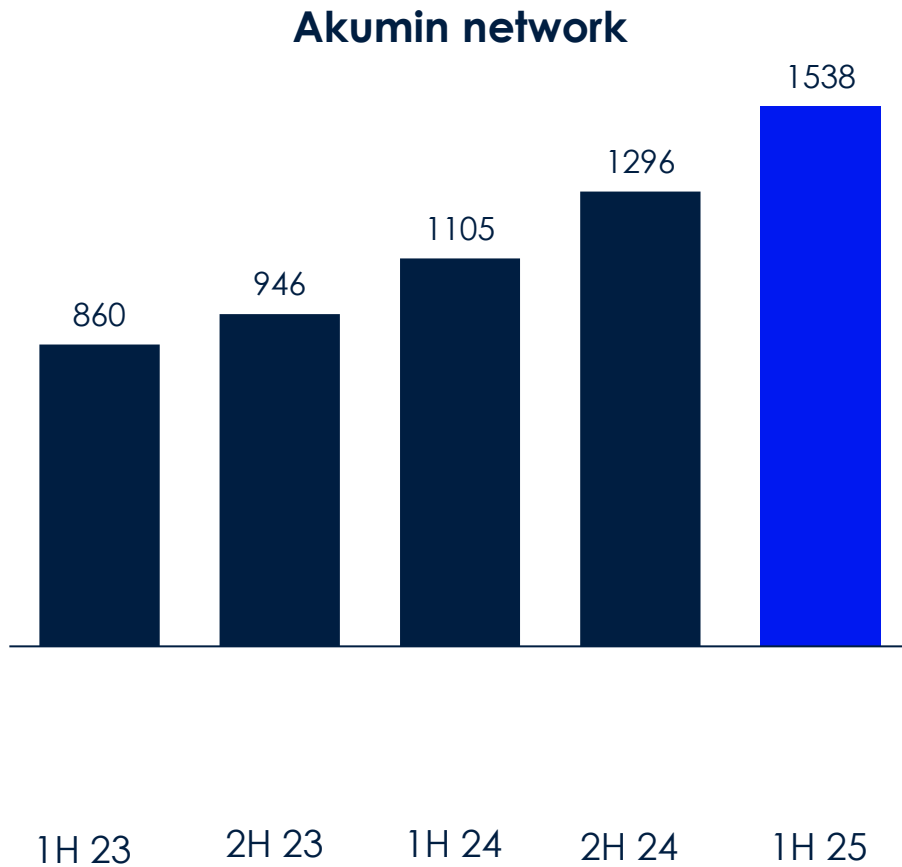
¹ Adviser Ratings. Total advisers and addressable market as at June 2025.
² NMG Australian Wealth Adviser study 2024. Lead users are defined as advisers who place most of their new clients to your platform.

Personal use only

Cashflow growth

Following the Advice transaction, North continues to experience cashflow growth with the **Akumin** network, while significantly improving cashflows with other advisers

Net cashflow (excl. pension payments) (\$m)






Superannuation & Investments

Melinda Howes, Group
Executive, S&I



\$67m
FY 24 NPAT



Superannuation at a glance

AMP Super helps more people over their lifetime achieve the best possible retirement outcome

\$58bn

Total assets

580,000

Member accounts

\$24bn

In MySuper representing
42% of assets

141,000


Choice members with the Lifetime
Super feature already enabled

\$400m

in pension payments per annum

21,000

Employer arrangements



Market dynamics

Tailwinds for industry growth, with increasing member & regulator expectations creating opportunities for AMP



Mandated growth: Still a retirement income gap

60% of retired Australians unable to enjoy a 'modest' living standard¹



Member service: Digital capabilities are critical

7,900 digital advice journeys completed in AMP Super since 31 Jan 25



Cyber security needs investment & capability

Super funds have moved into a higher cyber security focus: AMP maintaining a high level of security is seen as a competitive advantage

Value proposition for AMP Super members

Through innovation, simplification & key partnerships, AMP Super has transformed into a leading offer

Core offer:

Strong investment returns,
competitive fees

**In-house investment management
delivering top quartile default returns.**

30 June 2025 returns AMP MySuper:

1990s	12.76%
1980s	12.92%
1970s	12.67%
1960s	11.22%
1950s (conservative)	10.11%

Competitor MySuper returns¹:

ART High Growth	11.65%
ART Balanced	10.82%
UniSuper	10.3%
MLC Growth	10.1%
REST Growth	9.85%
AustralianSuper	9.52%

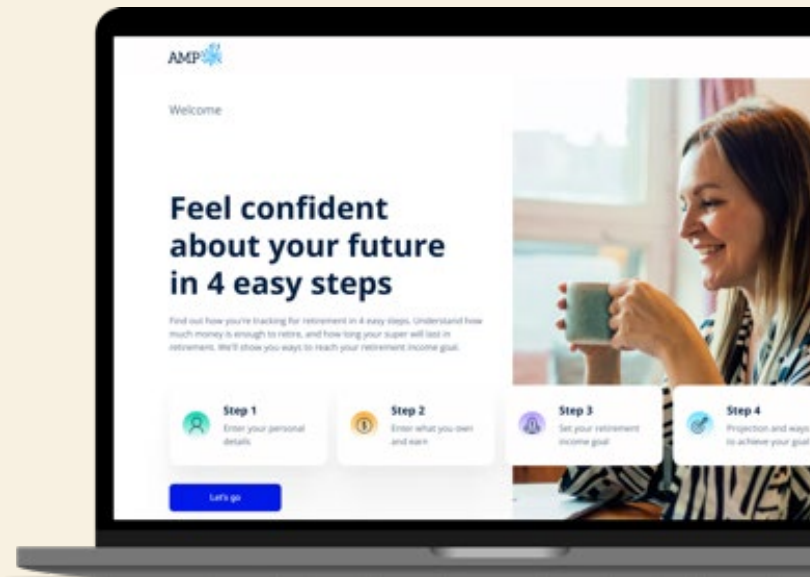
**Competitive fees, discounts for high
value corporate plans**

Value add:

High quality insurance

**Strong partnership with TAL since
2024 – delivered an average 27%
premium reduction**

Digital tools for insurance



Differentiators:

Lifetime, Digital Advice,
member service & satisfaction

Unique Lifetime proposition

Digital advice journey

- Retirement Health Check launched Jan 25
- Contributions & Investment Reviews launched July 25

**Dedicated in-house contact centre &
administration**

Comprehensive digital app & portal

AMP Rewards launching July 2025

¹ Source: Company data

Focus on value chain efficiency

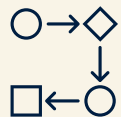
Quicker delivery of improved member outcomes and experiences



Assess and optimise



Partner for services



Drive service efficiency



Process automation and AI



Improving member outcomes and experiences



Improving speed to market of enhanced offering



Delivering where members want to engage with super


ersonal use only

Workplace partnerships




AMP Super's heritage is corporate super – decades of expertise and a strong value proposition

- ✓ The nature of workplace engagement is changing particularly for small to medium enterprises
- ✓ Since August 2024 we have been progressively rolling out services with payroll services partners such as Employment Hero and Flare, to attract and retain employees in our corporate plans



>2,500

default member nominations¹



>3,000

members retained when moving jobs¹

¹ Via new payroll services partnerships

ersonal use only

Opportunity to solve for middle Australia

North

Helping more Australians retire with confidence and live a dignified retirement

Asset accumulation: The journey to retirement is uncertain

Solutions that maximise
member outcomes to
accumulate wealth

- ✓ **Lifetime accumulation features**
- Managed portfolios
- Capital guaranteed investment options

Income generation: Fear of running out in retirement

Enhancing retirement income
and providing innovative
longevity solutions

- ✓ **Lifetime income solution**
- Capital guaranteed investment options

Accessible advice: Navigating retirement is complex

Expanding access to
financial advice

- Leading advice enablement software to drive adviser efficiency
- ✓ **Digital intra-fund advice**

AMP Super Lifetime

Traditionally only available through advisers - now accessible to all members*

Lifetime feature automatically applied to 141,000 Choice members* with \$34bn FUA having the feature

MySuper members can opt in to Lifetime feature

No fees to switch the feature on, and no lock in

Lifetime Pension to be launched in 2026, designed to provide:

- income stream for life
- money back options (i.e. not locked in)
- aged care bonus

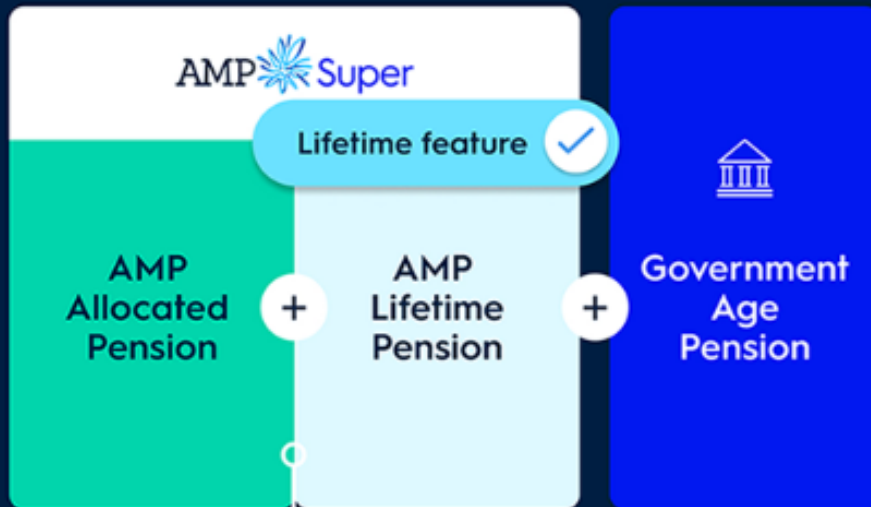
* The Lifetime feature is suitable for anyone who is in the accumulation phase of their working life in AMP Super. To be eligible, you must meet the following criteria:

- You were born after 19 May 1967
- You have never met a full condition of release in this account
- Your account is not in a Defined Benefit arrangement
- Your account is not a Transition to Retirement account



How Lifetime works

Utilising Centrelink concession rules to reduce the amount of super counted in the Age Pension asset test



- ✓ Reduces pension asset test for super
- ✓ Increases Government Age Pension
- ✓ Gives more income for life

Once activated: in the background, it creates a 'concessional' balance. **Member's actual super balance is unaffected.**

This '**concessional**' balance uses the deeming rate as its growth rate, instead of the actual return by the super fund.

At retirement, a member can choose to move some of their super into an AMP Lifetime Pension account – to provide **income for life**.

Centrelink assesses the lower 'concessional' balance instead of the actual balance – helping members qualify for more Age Pension, boosting their income in retirement.

Differentiating through digital advice



Publicly available calculator to drive interest in AMP Super & Lifetime feature



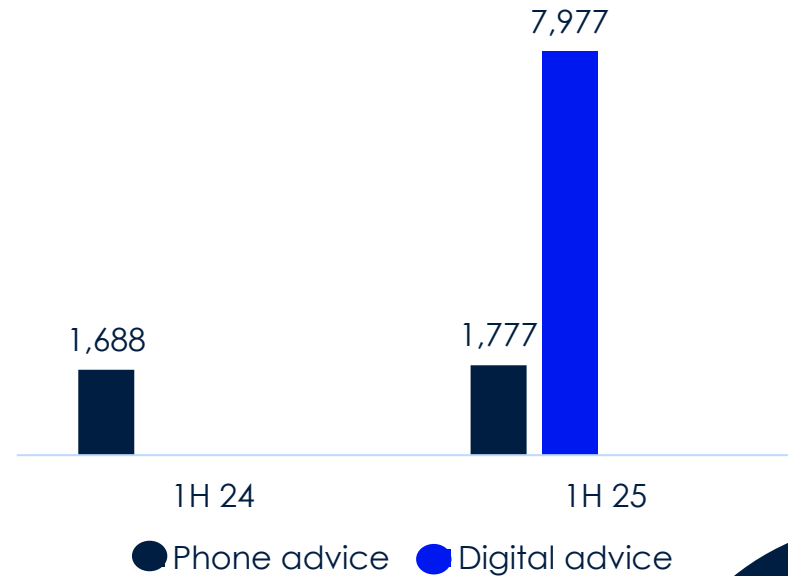
Retirement needs calculator

Find out how much you'll need for retirement

Play with different scenarios to understand how much you'll need to fund the retirement lifestyle you want.

Get started →

Accelerated growth through digital advice interactions



12x more members accessing digital retirement health check in 2025 than in all of 2024

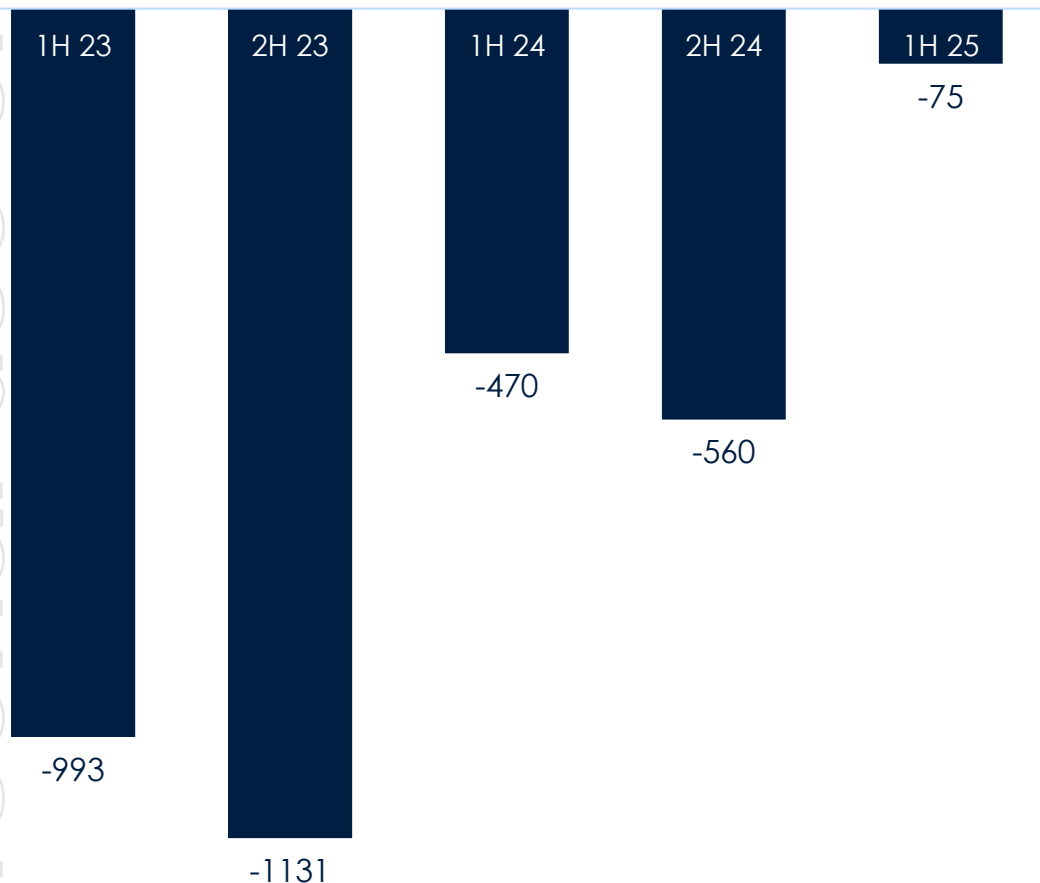
ersonal use only

Cashflows reaching neutral

Member retention has been the focus, now shifting to growth

Net cashflows

(excl pension payments and 2023 mandate loss of \$4.3bn) (\$m)



Net cashflows trending towards neutral with positive net cashflows in 2Q 25. This reflects:

- Ongoing retention initiatives including payroll partnerships
- Reduced switching to both industry and retail funds
- Strong peer-relative investment returns
- Investment in digital services
- Strong in-house customer servicing capability, ability to delight our customers
- Improved reputation and employer sentiment

Differentiated offerings in early stages, targeting further growth



Summary

Alexis George, CEO



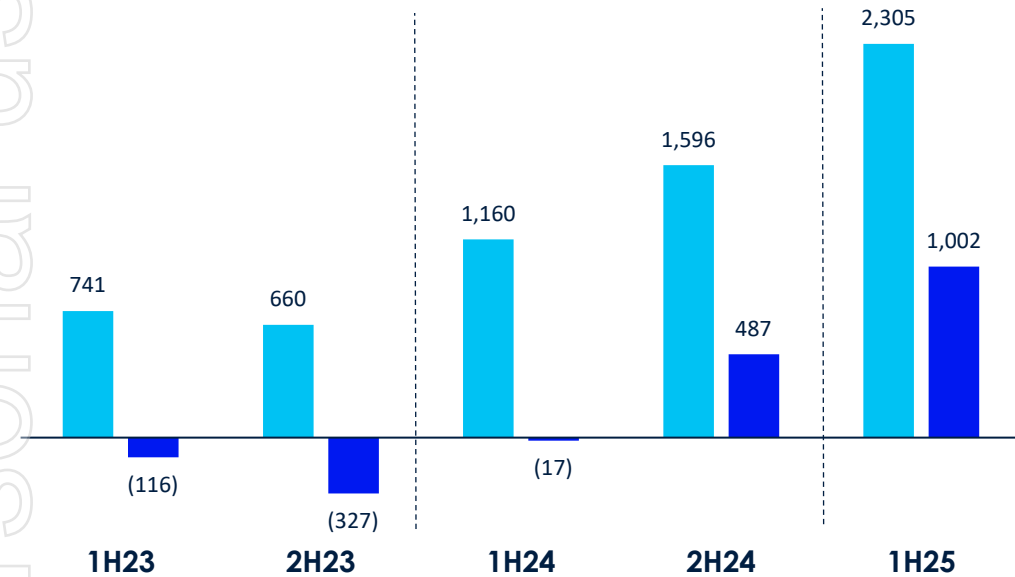
ersonal use only

Building cashflow momentum

Positive momentum in Platforms cashflow

- Strong cashflows from existing North advisers and new adviser activations
- Reflects the strength of the platform proposition for advisers and their clients
- Continued Managed Portfolio growth, with AUM reaching \$21.8 billion as at 30 June 2025

Platforms net cashflows (\$m)

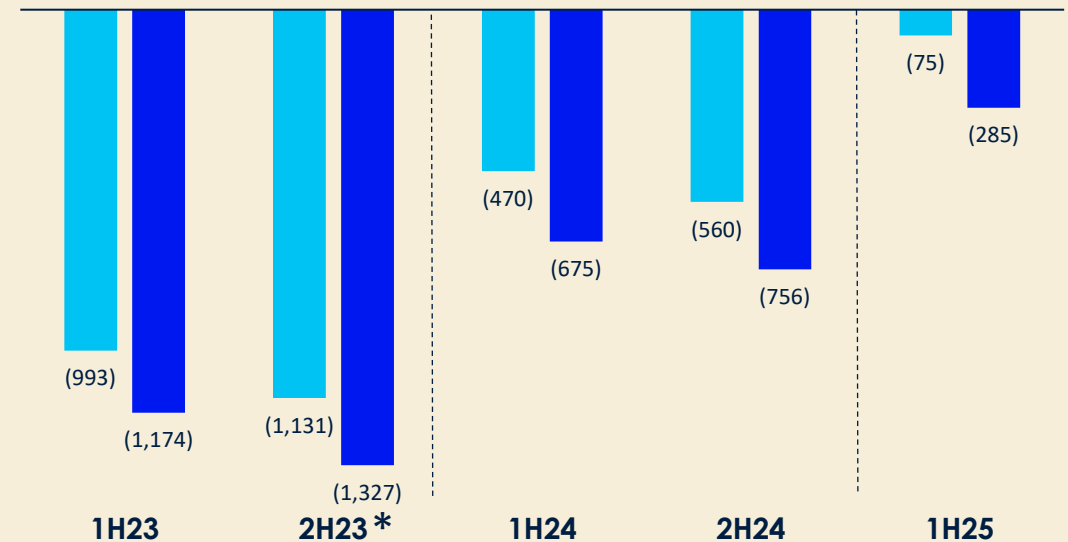


■ Net cashflows (excl pension payments)
■ Net cashflows (incl pension payments)

Superannuation & Investments on pathway to sustainable positive flows

- Positive net cashflows for 2Q 25, for the first time since 2017
- Reflects the positive impact of ongoing retention initiatives, including the launch of digital advice and the rollout of AMP Lifetime Super
- Continued focus on member retention, to drive towards sustainable positive cashflows

S&I net cashflows (\$m)

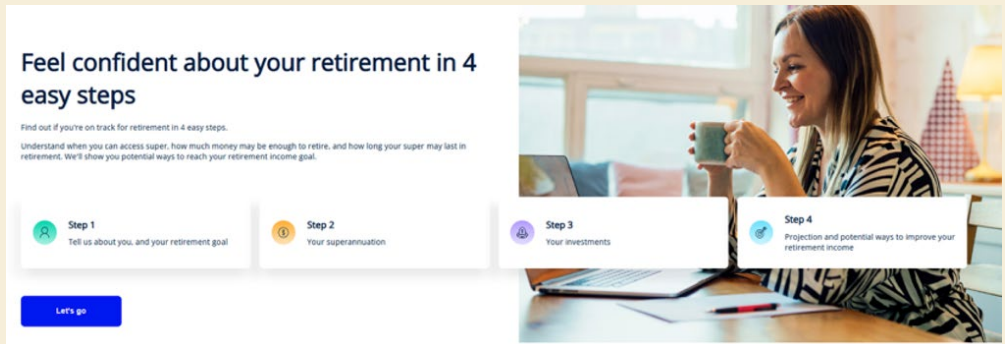


*Excludes mandate loss of \$4.3bn

We are helping Australians retire better



- ✓ **Successfully repositioned** the group with a focus on wealth – to reduce complexity and create value
- ✓ **Point of difference** with AMP brand and innovative solutions to support position as retirement specialist
- ✓ **Significant market opportunity:** AMP positioned for continued growth



ersonal use only

Q&A

Important information



This presentation has been prepared by AMP Limited (ABN 49 079 354 519) ("AMP") and is general background information about AMP and its activities current at the date of this presentation, which may be subject to change. It is information in summary form and does not purport to be complete. It is to be read in conjunction with AMP's other announcements released to the Australian Securities Exchange (available at www.asx.com.au). Information in this presentation is not intended to be relied on as advice to investors or potential investors and does not take into account the investment objectives, financial situation or needs of any particular investor. Investors should consider these factors, and their own professional advice, for any investment decision. Past performance is not a reliable indicator of future performance.

This presentation may contain forward-looking statements, including statements regarding the financial position, financial performance, results of operations, market conditions, risk management practices and business of, or applicable to, AMP, and the implementation of AMP's plans and strategy. These statements relate to AMP's expectations, beliefs, intentions or strategies regarding the future. Forward-looking statements may be identified by the use of words like 'anticipate', 'believe', 'aim', 'estimate', 'expect', 'intend', 'may', 'plan', 'project', 'will', 'should', 'seek' and similar expressions. They reflect views and assumptions with respect to future events as at the date of this presentation. They are not guarantees of future performance and involve known and unknown risks, uncertainties, assumptions, contingencies and other factors, many of which are beyond the control of AMP, and may involve significant elements of subjective judgement and assumptions as to future events that may or may not be correct. There can be no assurance that actual outcomes will not differ materially. No guarantee, representation or warranty, express or implied, is made as to the accuracy, likelihood of achievement or reasonableness of any forward-looking statements, forecasts, prospects, returns, statements or tax treatment in relation to future matters contained in this presentation. AMP does not undertake to publicly update any forward-looking statements, whether as a result of new information or future events or circumstances.

Investors should be aware that certain financial measures included in this presentation are 'non-IFRS financial information' under ASIC Regulatory Guide 230 and are not recognised under Australian Accounting Standards ("AAS") and International Financial Reporting Standards ("IFRS"). The non-IFRS financial information includes, amongst others, "Net profit after tax (NPAT) (underlying)". This non-IFRS financial information does not have a standardised meaning prescribed by AAS or IFRS. Therefore, the non-IFRS financial information may not be comparable to similarly titled measures presented by other entities and should not be construed as an alternative to other financial measures determined in accordance with AAS or IFRS. Although AMP believes this non-IFRS financial information provides useful information in measuring the financial performance and condition of its business, investors are cautioned not to place undue reliance on any non-IFRS financial information.

Zenith CW Pty Ltd ABN 20 639 121 403 AFSL 226872/AFS Rep No. 1280401 Chant West Awards issued 21 May 2025 are solely statements of opinion and not a recommendation in relation to making any investment decisions. Awards are current for 12 months and subject to change at any time. Awards for previous years are for historical purposes only. Full details on Chant West Awards at <https://www.chantwest.com.au/fund-awards/about-the-awards>.

All dollar values are in Australian dollars (A\$), unless otherwise indicated. Certain figures may be subject to rounding differences.

This presentation has been authorised for release by the Market Disclosure Committee.

ersonal use only

