

APPENDIX 4C – 30 JUNE 2025

QUARTERLY ACTIVITIES & CASHFLOW REPORT

PERTH, AUSTRALIA; 22 July 2025: Hazer Group Ltd ("Hazer" or "the Company") (ASX: HZR) lodges the following activity update and attached Appendix 4C Quarterly Cashflow Report for the three-month period ended 30 June 2025 ("Quarter").

Highlights for the Quarter:

- *Binding strategic alliance with KBR (NYSE: KBR) to supercharge Hazer's commercialisation strategy. KBR has the scale, capability and reputation to help accelerate deployment of Hazer's technology at industrial scale globally.*
- *Pre-feasibility study successfully completed by Chubu Electric / Chiyoda Corporation confirming site location and strong project economics for their project in the Nagoya region in Japan.*
- *Funding secured to advance graphite marketing strategy as multiple high-confidence markets identified with extensive large-scale testing and customer engagement underway in key sectors.*
- *Successful \$10.7 million capital raise and further non-dilutive grant funding strengthens the Company's long-term liquidity to advance the scale-up and commercialisation of Hazer technology.*
- *Hazer's strategic focus is on accelerating technology commercialisation and licensing, with resources being reallocated to drive execution.*
- *CEO Glenn Corrie and other members of the leadership team will be hosting a webinar on Thursday, 24 July 2025 at 08:30am (AWST) / 10:30am (AEST). Details provided below.*

Hazer Managing Director Glenn Corrie said: *"The last quarter of the 2025 financial year was transformational for Hazer with the announcement of our Alliance with KBR, a world-leading engineering group with proven global expertise in deploying sustainable technology solutions. With KBR as Hazer's exclusive global partner for the marketing, licensing and deployment of Hazer technology to customers in the ammonia and methanol markets we are strongly positioned to capture licensing opportunities in these and other markets.*

Momentum is building with our KBR alliance and solid progress on our commercial scale-up enables Hazer to go bigger, better and faster to meet market demand and maintain our leading position. Our global alliance comes at a time when cost and complexity are stalling many "green" hydrogen projects — yet the demand for practical, low-emissions solutions is stronger than ever. With production costs on-par with traditional CO₂-intensive methods, the Hazer Process offers a compelling alternative that's scalable, deployable, and commercially attractive.

At the same time, tightening graphite markets — including the recent U.S. tariffs on Chinese anode-grade graphite — are amplifying calls for localised, secure supply. Our ability to produce low-emissions graphite as a co-product of hydrogen gives us a unique position to address two critical challenges: industrial decarbonisation and critical mineral supply chain resilience.

The successful completion of our placement and SPP provides Hazer with the capital to complement KBR's contribution and other non-dilutive funding to advance our commercialisation opportunities, progress valorisation of Hazer graphite, and secure binding licensing arrangements across our customer project portfolio."

Key activities undertaken during the Quarter are outlined below:

KBR alliance agreement set to supercharge the commercialisation of Hazer technology

As announced on 5 May 2025, Hazer entered into a binding Alliance Agreement (the "Alliance") with Kellogg Brown and Root LLC (NYSE: KBR, "KBR") a global leader in technology and engineering solutions, for the

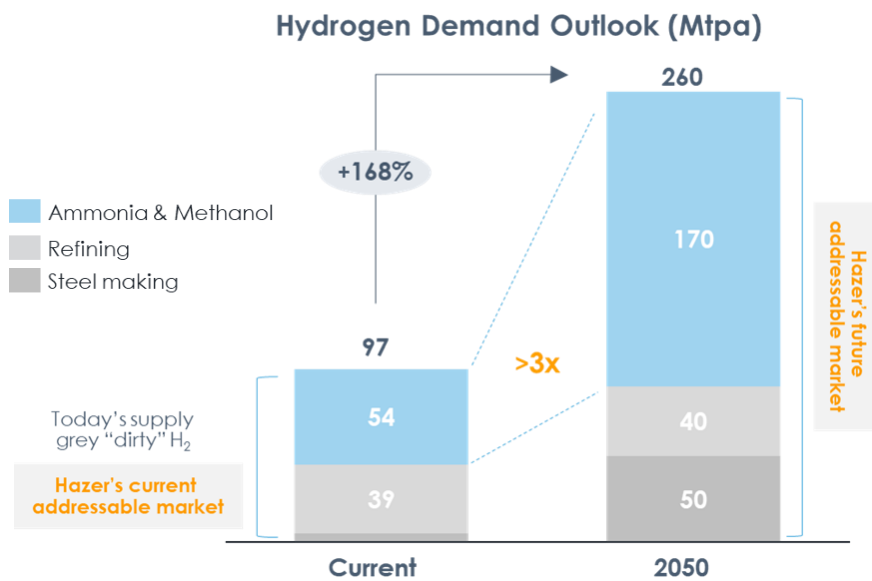
commercial deployment and licensing of Hazer’s proprietary methane pyrolysis technology.

Under the Alliance, Hazer’s technology will deliver clean and affordable hydrogen supply as the critical feedstock for the global ammonia and methanol industries. With KBR’s market leadership, the Alliance enables the Hazer Process to be positioned as a “bolt-on” low-emissions alternative for both existing (brownfield) and new (greenfield) deployments across a large global market.

Key highlights of the transaction:

- 6-year initial term, extendable subject to licensing performance metrics.
- Develop design package for Hazer units over 50,000 tpa to meet growing demand for large scale facilities.
- Alliance targets multiple license deals in the first 6 years – combination of KBR deal-flow and Hazer pipeline.
- Joint global marketing and licensing of Hazer technology to existing and new customers.
- KBR contributes \$3mIn to the alliance work program.
- KBR is Hazer’s exclusive licensing partner for ammonia and methanol markets; collaboration in other markets and industrial sectors (e.g. steelmaking, refining and petrochemicals).
- Hazer is KBR’s exclusive methane pyrolysis technology provider – reinforcing the competitiveness of Hazer.

KBR and Hazer are working closely together on the engagement of key clients with an aim to deliver solutions for existing and future projects.

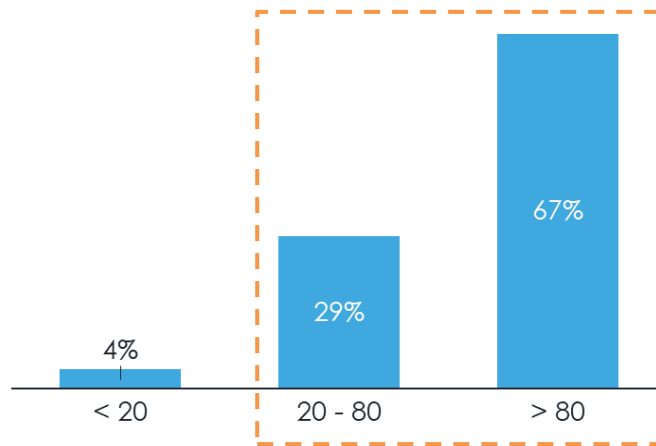


*Sources for all numbers:
IEA - Global Hydrogen Review (2022 / 2024); DNV - Hydrogen Forecast to 2050 (2022); IRENA and Methanol Institute – Renewable Methanol (2021)

Reactor scaleup and optimisation is set to accelerate leveraging KBR and PSRI expertise to meet growing market demand

The collaboration established during the quarter with Particulate Solids Research Inc. (PSRI), a leading consortium in fluidisation technology provides Hazer access to world class process scale-up expertise to accelerate commercial deployment. Initial workplans build on the success of 2024 commercial demonstration plant (“CDP”) test campaign and are focused on large scale cold flow testing to deepen understanding of Hazer Graphite fluidisation behaviour, validate reactor modelling approach, optimise process design and de-risk scale up. Results from these tests and analysis will be integrated into the process design package which will be marketed and licensed in conjunction with KBR. PSRI’s proven approach to successful fluid solids scale-up is aligned with Hazer’s existing strategy and leverages low cost but high value activities to accelerate and de-risk scale-up.

During the quarter, Hazer continued to advance engineering work for its commercial-scale process design, initially developed to provide hydrogen production facilities of up to 20,000 tonnes per annum (“tpa”). With the growing interest in Hazer technology and the introduction of KBR’s market insights, market demand for larger scale Hazer facilities is now forecast to materially exceed prior expectations (see figure below).



*Current sales pipeline - Hazer plant capacity range
[Thousands of tonnes per annum of hydrogen production]*

While the next phase of CDP activity was originally intended to validate production trains of up to approximately 20,000 tpa of hydrogen production, the Company has made the strategic and operational decision to defer the installation of the smaller-scale commercial reactor design and focus, in collaboration with KBR, to optimise the design to accommodate a broader range of plant capacities, including large-scale facilities exceeding 50,000 tpa of hydrogen production.

This operational strategy is further substantiated by the successful CDP performance testing program, positive reactor modelling results, and recent reactor testing in Canada, which collectively affirm the small-scale reactor design’s commercial readiness without the near-term requirement for additional CDP testing.

It is increasingly evident that customers are targeting significantly larger-scale projects and with KBR’s expertise, Hazer is confident this optimisation will deliver a market-driven and commercially attractive technology solution — capable of supporting both near-term licensing opportunities and long-term industrial deployments.

Deferring additional CDP work aligns the process development pathway with commercial demand and delivers material cost savings while allowing resources to be redeployed toward scaling a standardised process design suited to a broader customer base. These efficiencies are expected to streamline future project delivery, enhance customer engagement, and accelerate time to market for larger-scale commercial deployments while retaining the optionality of designs for smaller facilities.

Japan project advances - Chubu Electric & Chiyoda Corporation

The Company continues to support the planned Hazer production facility in Nagoya, Japan. The project is being developed in collaboration with Chubu Electric Power Company Inc. (“Chubu Electric”), a major Japanese energy utility and Chiyoda Corporation (“Chiyoda”), a global engineering company (refer announcement of 11 April 2023). The planned project will utilise Hazer’s proprietary methane pyrolysis technology, under a license agreement, and is initially designed to produce 2,500 tonnes per annum of clean hydrogen along with high-quality graphite. The project will leverage and integrate with Chubu Electric’s existing LNG supply chain and infrastructure in the Nagoya region – significantly reducing development cost and enabling rapid deployment. The facility is designed as a scalable platform with potential to expand in response to growing demand for clean hydrogen and graphite in the region.

During the Quarter the Company advised that Chubu Electric and Chiyoda have now successfully completed the

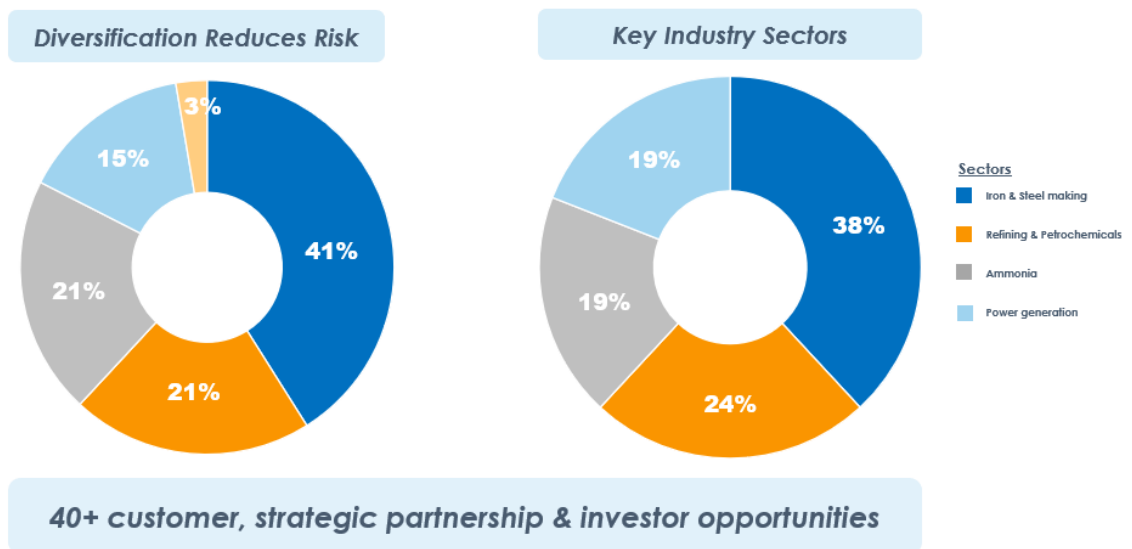
pre-feasibility study (“PFS”) and the project has advanced with the identification of a preferred site location, initial design and engineering activities, and satisfied themselves the technology is cost-competitive and delivers favourable project economics. Further, Chubu Electric has commenced engagement with potential graphite offtakers in the Nagoya region. Several priority customers have been identified with product testing and commercial discussions underway. In parallel, the project partners are actively pursuing funding options, including potential co-investment and grant opportunities under Japanese government initiatives aimed at supporting industrial decarbonisation.

Hazer recently hosted a high-level delegation at the Company’s CDP in Perth including senior Members of the National Diet of Japan alongside representatives from the Australian Department of Foreign Affairs and Trade (“DFAT”), the Australian Embassy in Tokyo and Mitsui, a strategic partner of the Company. The visit showcased Hazer’s technology and its potential contribution to Japan’s decarbonisation objectives by enabling locally produced clean hydrogen and graphite using existing energy supply chains and infrastructure and reducing exposure to sovereign supply chain risk.

Business Development

Hazer continues to advance discussions and engage with a range of potential customers and strategic partners, with a focus on hard-to-abate sectors, particularly in Australia, North America and Asia. The existing pipeline of prospects comprises over 40 individual potential customers and partners. Hazer has observed a noticeable increase in larger-scale Hazer facility production capacity and is regularly involved in discussions for process technology to be deployed at a scale of 50,000 – 100,000+ tonnes of hydrogen production per annum. The key industry sectors targeted by Hazer are hard-to-abate sectors where hydrogen is used as a feedstock (i.e. for chemistry) such as ammonia & methanol production, refining of petrochemicals, as well as iron and steel making.

The strategic alliance with KBR cements Hazer’s unparalleled access into the global ammonia and methanol markets that are ready for disruption by Hazer’s unique and advanced technology. In addition, the alliance also provides Hazer with a strong market entry channel into the geographical markets in North America and the Middle East, on the back of KBR’s very strong existing positions in these markets.



During the Quarter, at a corporate level, Hazer and KBR have aligned on strategic priorities, near-term work program deliverables and go-to-market plan. The alliance has identified priority regions, including North America, the Middle East and Asia-Pacific – and jointly developed a pipeline of potential early-stage licensing opportunities with major industrial customers. Target customers span oil and gas majors, ammonia and methanol producers, petrochemical groups, steel manufacturers and power producers.



Senior Management of KBR visited Hazer's Commercial Demonstration Plant

Graphite Application and Market Development

During the quarter (refer announcement of 19 May 2025), the Company was pleased to advise on progress with our assessment and valorisation of our unique Hazer graphite co-product, and the extension of its collaboration with The University of Sydney via the Australian Research Council Industry Fellowship scheme which will be used to continue the collaboration with Hazer on graphite characterisation and application development to support the Company's commercialisation strategy.

Strong Market Dynamics for Graphite

The global graphite market is experiencing strong structural growth underpinned by increasing demand from energy transition sectors such as electric vehicles, energy storage, battery anode production and a broad range of industrial applications. Graphite is classified as a critical mineral by the United States, Australia and many other major economies due to its essential role in the production of lithium-ion batteries and other clean energy technologies.

Beyond the current markets, demand is growing across sectors where low emissions graphite can replace traditional emissions intensive materials. These market dynamics are expected to favour an attractive long-term pricing outlook.

Despite graphite's strategic importance, domestic production capacity in many key regions remains limited, leading to heavy reliance on imports primarily from China which controls over 80%¹ of global graphite. This concentration of supply, China's recent export restrictions and anticipated US tariffs, have intensified global concerns over supply chain security prompting governments to accelerate investment in domestic graphite production to diversify supply chains and mitigate geopolitical risk.

Hazer's Graphite Marketing Strategy

Hazer is uniquely placed to address these current market challenges. Its innovative technology enables the localised production of low emissions graphite and effectively a de-coupling from existing international supply

¹ Sources: Global Critical Minerals Outlook 2024, IEA and "Graphite Shortage Sparks Global Supply Fight." mining.com.au, March 31, 2025

chains. Hazer graphite is a low-emissions, high quality product with differentiated properties and broad ranging potential applications, which include:

- Manufacturing of iron and steel: Suitable for both traditional blast furnace and green-steel manufacturing processes due to its unique structured composition and iron inclusion.
- Thermal energy storage: Excellent thermal conductivity and stability make Hazer graphite an efficient medium for heat transfer and thermal storage.
- Water purification / PFAS² removal: Unique properties of Hazer graphite provide enhanced PFAS removal potential.
- Infrastructure, building and construction applications including asphalt, bitumen and concrete.
- Rubber: used in car tyres and a range of industrial manufacturing applications.
- Defence: Several governments are exploring graphite's strategic role in next-gen defence applications.

As part of its strategy, Hazer continues to collaborate with Japanese trading house Mitsui on the commercialisation of Hazer graphite (refer announcement of 16 November 2022 and subsequent updates). Market and application development efforts by Hazer and Mitsui have identified several high-potential applications and offtake opportunities. The Mitsui collaboration provides a clear route to market for Hazer's graphite product and supports broader commercialisation. In parallel, Hazer continues to engage directly with potential offtakers across multiple industries, building a flexible product market strategy with long-term value potential.

Corporate Update

As of 30 June 2025, the Company's funding position has strengthened to over \$16 million – comprising cash and cash equivalents of \$12.5 million bolstered by proceeds from the first tranche of a share placement that was successfully completed during the Quarter. An additional \$1.1 million from the second tranche will be received following shareholder approval at the Company's AGM in FYQ2. Subsequent to quarter end, the Company's Share Purchase Plan ("SPP") closed, successfully raising an additional \$2.6 million (refer announcement of 16 July 2025).

Proceeds from the recent capital raise will be used to execute Hazer's commercialisation strategy, principally:

1. Advance the scale up of Hazer's reactor technology and Process Design Package (PDP) to support client facilities exceeding 50,000 tonnes per annum (hydrogen capacity).
2. Technology marketing, licensing and commercialisation, accelerating Hazer's commercial activities to move existing and/or KBR-introduced projects to binding license terms and early revenue generation.
3. Monetisation of Hazer's unique graphite product stream prioritising market application assessment and graphite categorisation to enhance competitiveness in target markets.

During the Quarter, the Company also received \$0.5 million non-dilutive grant payment for achieving Milestone 4 criteria under the ARENA funding agreement. Additional grant funding milestones are expected in the next 12 months in addition to receipt of the 2024/25 R&D refund which is anticipated in FYQ2 further strengthening Hazer's medium to longer term liquidity. The Company is actively pursuing new federal and state government grant opportunities that are at various stages of application.

During the Quarter, the Company recorded net operating cash outflows of \$4.2 million. However, this is not representative of usual spend due to the timing of annual items. YTD values more accurately reflect the Company's low operating cost base, which continues to be partially offset by non-dilutive R&D refunds and grant funding.

Looking ahead, cash burn is expected to decline in subsequent quarters as the CDP remains in a low-cost standby mode as the Company focuses on advancing technology scale-up and licensing activity with KBR. Under the strategic alliance, KBR will contribute \$3 million towards the near-term scale-up and commercialisation efforts further reducing Hazer's operating outflows.

² Perfluoroalkyl and Polyfluoroalkyl Substances ("PFAS") are persistent organic pollutants that pose health and environmental risks.

The Company advises that \$0.18 million was paid to related parties during the Quarter (see section 6 of the attached Appendix 4C). These payments relate to salaries, fees and superannuation paid to Directors and the CEO during the Quarter.

Corporate Access

Hazer Group June Quarter Investor Webinar

Hazer CEO Glenn Corrie and other members of the leadership team will host a webinar to discuss the June Quarterly Report followed by a Q&A session. If you would like to join, please click on the link below to register:

Date: Thursday, 24 July 2025

Time: 08:30am (AWST) / 10:30am (AEST)

Registration:

https://us02web.zoom.us/webinar/register/WN_7C6tRoGeTKO93UsA9K-rlg

To submit questions ahead of time, please send them to: spitaro@nwrcommunications.com.au

[ENDS]

This announcement is authorised for release by the Board of the Company.

For further information or investor enquiries, please contact:

Corporate Enquiries

Hazer Group

Email: contact@hazergroup.com.au

Phone: +61 8 9329 3358

Media enquiries

NWR Communications – Simon Pitaro

Email: spitaro@nwrcommunications.com.au

Phone: +61 409 523 632

ABOUT HAZER GROUP LTD

Hazer Group is an Australian technology company, driving global decarbonisation efforts with the commercialisation of the Company's disruptive world-leading climate-tech. Hazer's advanced technology enables the production of clean and economically competitive hydrogen and high-quality graphite, using a natural gas (or biogas) feedstock and iron-ore as the process catalyst.

Hazer Group Limited - Social Media Policy

Hazer Group Limited is committed to communicating with the investment community through all available channels. Whilst ASX remains the prime channel for market-sensitive news, investors and other interested parties are encouraged to follow Hazer on X (Twitter) (@hazergroupltd), LinkedIn, Facebook, and YouTube. Subscribe to HAZER NEWS ALERTS - visit our website at www.hazergroup.com.au and subscribe to receive HAZER NEWS ALERTS, our email alert service. HAZER NEWS ALERTS is the fastest way to receive breaking news about @hazergroupltd.

Forward-looking Statements

This announcement may contain certain "forward-looking statements" which may not have been based solely on historical facts but are based on the Company's current expectations about future events and results.

Where the Company expresses or implies an expectation or belief as to future events or results, such expectation or belief is expressed in good faith and believed to have a reasonable basis. However, forward-looking statements are subject to risks, uncertainties, assumptions, and other factors, which could cause actual results to differ materially to futures results expressed, projected, or implied by such forward looking statements.

The Company does not undertake any obligation to release publicly any revisions to any "forward-looking statements" to reflect events or circumstances after the date of this announcement, or to reflect the occurrence of unanticipated events, except as may be required under the applicable securities laws.



Appendix 4C

Quarterly cash flow report for entities subject to Listing Rule 4.7B

Name of entity

HAZER GROUP LIMITED

ABN

40 144 044 600

Quarter ended ("current quarter")

30 JUNE 2025

| Consolidated statement of cash flows | | Current quarter \$ A'000 | Year to date (12 months) \$ A'000 |
|--------------------------------------|---|--------------------------------|---|
| 1. | Cash flows from operating activities | | |
| 1.1 | Receipts from customers | 5 | 611 |
| 1.2 | Payments for | | |
| | (a) research and development ¹ | (1,027) | (4,535) |
| | (b) product manufacturing and operating costs | | |
| | (c) advertising and marketing | | |
| | (d) leased assets | | |
| | (e) staff costs, including research and development staff | (2,635) | (7,966) |
| | (f) administration and corporate costs | (424) | (2,682) |
| 1.3 | Dividends received (see note 3) | | |
| 1.4 | Interest received | 75 | 392 |
| 1.5 | Interest and other costs of finance paid | | |
| 1.6 | Income taxes paid | | |
| 1.7 | Government grants and tax incentives | | |
| | - R&D tax rebate | - | 5,069 |
| | - JTSI Lower Carbon Grant – Gorgon Fund | - | 3,833 |
| 1.8 | Other (provide details if material) | | |
| | - Net GST received / (paid) | (187) | (11) |
| | - Security deposits received / (paid) | | |
| 1.9 | Net cash from / (used in) operating activities | (4,193) | (5,289) |

¹ Research and development expenditure in 1.2 (a) is expected to be eligible for the R&D tax incentive rebate.

Quarterly cash flow report for entities subject to Listing Rule 4.7B

| Consolidated statement of cash flows | | Current quarter \$ A'000 | Year to date (12 months) \$ A'000 |
|--------------------------------------|---|--------------------------|-----------------------------------|
| 2. | Cash flows from investing activities | | |
| 2.1 | Payments to acquire: | | |
| | (a) entities | | |
| | (b) businesses | | |
| | (c) property, plant and equipment ² | (16) | (1,446) |
| | (d) investments | | |
| | (e) intellectual property | | |
| | (f) other non-current assets | | |
| 2.2 | Proceeds from disposal of: | | |
| | (a) entities | | |
| | (b) businesses | | |
| | (c) property, plant and equipment | | |
| | (d) investments | | |
| | (e) intellectual property | | |
| | (f) other non-current assets | | |
| 2.3 | Cash flows from loans to other entities | | |
| 2.4 | Dividends received (see note 3) | | |
| 2.5 | Other (provide details if material) | | |
| 2.6 | Net cash from / (used in) investing activities | (16) | (1,446) |

² Expenditure in 2.1(c) relates primarily to the CDP development of the next scaled up reactor type and R&D program. This expenditure is expected to be eligible for the R&D tax incentive rebate.

| | | | |
|-------------|---|--------------|--------------|
| 3. | Cash flows from financing activities | | |
| 3.1 | Proceeds from issues of shares (excluding convertible debt securities) | 7,068 | 7,068 |
| 3.2 | Proceeds from issue of convertible debt securities | | |
| 3.3 | Proceeds from exercise of options | - | 6 |
| 3.4 | Transaction costs related to issues of equity securities or convertible debt securities | (622) | (626) |
| 3.5 | Proceeds from borrowings | | |
| 3.6 | Repayment of borrowings | | |
| 3.7 | Transaction costs related to loans and borrowings | | |
| 3.8 | Dividends paid | | |
| 3.9 | Other (provide details if material) | | |
| 3.10 | Net cash from / (used in) financing activities | 6,446 | 6,448 |

Quarterly cash flow report for entities subject to Listing Rule 4.7B

| Consolidated statement of cash flows | | Current quarter \$ A'000 | Year to date (12 months) \$ A'000 |
|--------------------------------------|--|--------------------------|-----------------------------------|
| 4. | Net increase / (decrease) in cash and cash equivalents for the period | | |
| 4.1 | Cash and cash equivalents at the beginning of the period | 10,297 | 12,821 |
| 4.2 | Net cash from / (used in) operating activities (item 1.9 above) | (4,193) | (5,289) |
| 4.3 | Net cash from / (used in) investing activities (item 2.6 above) | (16) | (1,446) |
| 4.4 | Net cash from / (used in) financing activities (item 3.10 above) | 6,446 | 6,448 |
| 4.5 | Effect of movement in exchange rates on cash held | 0 | 0 |
| 4.6 | Cash and cash equivalents at the end of the period | 12,534 | 12,534 |

| 5. | Reconciliation of cash and cash equivalents at the end of the quarter (as shown in the consolidated statement of cash flows) to the related items in the accounts | Current quarter \$ A'000 | Previous quarter \$ A'000 |
|------------|---|--------------------------|---------------------------|
| 5.1 | Bank balances | 10,928 | 8,204 |
| 5.2 | Call deposits | | |
| 5.3 | Bank overdrafts | | |
| 5.4 | Other (provide details) | | |
| | - Deposits for bank guarantees | 333 | 333 |
| | - Restricted cash (ARENA grant) | 1,273 | 1,760 |
| 5.5 | Cash and cash equivalents at the end of the quarter (should equal item 4.6 above) | 12,534 | 10,297 |

| 6. | Payments to related parties of the entity and their associates | Current quarter \$A'000 |
|-----------|--|-------------------------|
| 6.1 | Aggregate amount of payments to related parties and their associates included in item 1 ³ | 184 |
| 6.2 | Aggregate amount of payments to related parties and their associates included in item 2 | 0 |

³ Salary, Director's fees and superannuation paid to Directors A\$(184k).

Quarterly cash flow report for entities subject to Listing Rule 4.7B

| 7. | Financing facilities <i>Note: the term "facility" includes all forms of financing arrangements available to the entity. Add notes as necessary for an understanding of the sources of finance available to the entity.</i> | Total facility amount at quarter end \$ A'000 | Amount drawn at quarter end \$ A'000 |
|-----------|--|--|---|
| 7.1 | Loan facilities | 0 | 0 |
| 7.2 | Credit standby arrangements | 0 | 0 |
| 7.3 | Other – convertible notes issued | 0 | 0 |
| 7.4 | Total financing facilities | 0 | 0 |

7.5 **Unused financing facilities available at quarter-end** 0

7.6 Include in the box below a description of each Facility above, including the lender, interest rate, maturity date and whether it is secured or unsecured. If any additional financing facilities have been entered into or are proposed to be entered into after quarter-end, include a note providing details of those facilities as well.

No financing facilities have been entered into or are proposed at this time.

| 8. | Estimated cash available for future operating activities | \$ A'000 |
|-----------|---|-----------------|
| 8.1 | Net cash from / (used in) operating activities (Item 1.9) | (4,193) |
| 8.2 | Cash and cash equivalents at quarter-end (Item 4.6) | 12,534 |
| 8.3 | Unused finance facilities available at quarter-end (Item 7.5) | 0 |
| 8.4 | Total available funding (Item 8.2 + Item 8.3) | 12,534 |
| 8.5 | Estimated quarters of funding available (Item 8.4 divided by Item 8.1)⁴ | 2.99 |

⁴ Estimated quarters of funding is understated due to:

- Current quarter not representative of trend as it includes one-time and annual charges;
- Placement raise proceeds, owing but not yet received, of \$1.1 million related to Board & Management participation subject to shareholder approval at AGM.; and
- SPP proceeds of \$2.6 million which were received on 16 July 2025.

For personal use only

8.6 If Item 8.5 is less than 2 quarters, please provide answers to the following questions:

1. Does the entity expect that it will continue to have the current level of net operating cash flows for the time being and, if not, why not?

Answer: N/A

2. Has the entity taken any steps, or does it propose to take any steps, to raise further cash to fund its operations and, if so, what are those steps and how likely does it believe that they will be successful?

Answer: N/A

3. Does the entity expect to be able to continue its operations and to meet its business objectives and, if so, on what basis?

Answer: N/A

Compliance statement

- 1 This statement has been prepared in accordance with accounting standards and policies which comply with Listing Rule 19.11A.
- 2 This statement gives a true and fair view of the matters disclosed.

Date: 22 July 2025

Authorised by: The Board of the Company
(Name of body or officer authorising release – see note 4)

Notes

1. This quarterly cash flow report and the accompanying activity report provide a basis for informing the market about the entity's activities for the past quarter, how they have been financed and the effect this has had on its cash position. An entity that wishes to disclose additional information over and above the minimum required under the Listing Rules is encouraged to do so.
2. If this quarterly cash flow report has been prepared in accordance with Australian Accounting Standards, the definitions in, and provisions of, *AASB 107: Statement of Cash Flows* apply to this report. If this quarterly cash flow report has been prepared in accordance with other accounting standards agreed by ASX pursuant to Listing Rule 19.11A, the corresponding equivalent standard applies to this report.
3. Dividends received may be classified either as cash flows from operating activities or cash flows from investing activities, depending on the accounting policy of the entity.
4. If this report has been authorised for release to the market by your board of directors, you can insert here: "By the board". If it has been authorised for release to the market by a committee of your board of directors, you can insert here: "By the [name of board committee – e.g. Audit and Risk Committee]". If it has been authorised for release to the market by a disclosure committee, you can insert here: "By the Disclosure Committee".
5. If this report has been authorised for release to the market by your board of directors and you wish to hold yourself out as complying with recommendation 4.2 of the ASX Corporate Governance Council's *Corporate Governance Principles and Recommendations*, the board should have received a declaration from its CEO and CFO that, in their opinion, the financial records of the entity have been properly maintained, that this report complies with the appropriate accounting standards and gives a true and fair view of the cash flows of the entity, and that their opinion has been formed on the basis of a sound system of risk management and internal control which is operating effectively.