

ASX Announcement

OMG GROUP Limited (ASX: OMG)

22 July 2025

## Q4 FY25 Quarterly Activities Report: Q4 cash receipts +253% on PCP as annual revenues rise by 63% to \$4.13m

### Key highlights

- Accelerating momentum across all key product channels resulted in record-high quarterly cash receipts of \$1.656m, a gain of 42% on the March quarter and up 253% on the prior comparative period (PCP)
- Strong sales and improved inventory management resulted in material improvement in net operating cashflows, with net outflows in the June quarter of only \$54,000 (March quarter; \$507,000), underpinned by robust net positive cash flows of +200,000 in June
- Group sales assisted by the ongoing expansion of the ecommerce business, with record-high quarterly online sales for Blue Dinosaur products totalling \$568,496, a gain of 75% on the March quarter and up 182% on the prior comparative period
- Strong Q4 results contributed to annualised net operating cash receipts of \$4.729m, up 110% on the 2024 financial year and comfortably exceeding the Company's stated KPI to achieve annual cash receipts of +\$4m and reflecting the consolidation of OMG Group's expanded sales footprint through the execution of its multi-brand portfolio strategy
- Net sales on an annualised basis amounted to \$4.13m, a gain of 63% from the 2024 financial year with accelerating sales momentum in H2 FY25
- June quarter trading figures positions the Company build additional scale in FY26 through additional product ranging agreements, international distribution partnerships and the ongoing assessment of strategy M&A opportunities

OMG Group Ltd (ASX: OMG) ("OMG Group" or "the Company") is pleased to provide the following overview of activities undertaken during the three-month period ended 30 June 2025 (the "quarter").

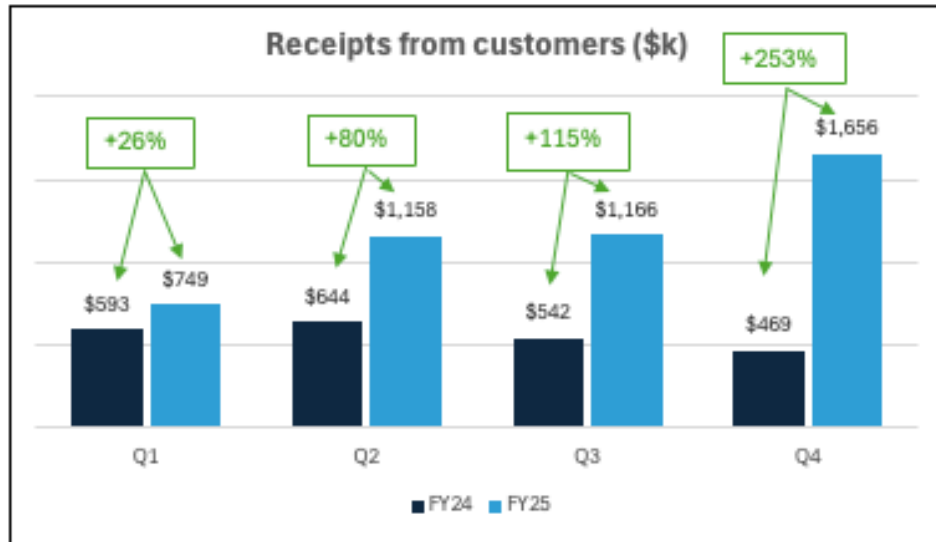
### Management commentary:

OMG Group's Chief Executive Officer, Alex Aleksic said: "We're pleased to present our trading activities report for the June quarter, which reflects strong execution of our stated strategy to expand and consolidate the Company's sales profile and build OMG Group into a leading multi-brand growth company in the FMCG (fast-moving consumer goods) sector. The June quarter was highlighted by numerous milestones, with new record highs for revenue and operating cash receipts accompanied by consistent improvement in operating margins which has put the Company on a clear path to cashflow break-even. With group sales and cash receipts more than doubling compared to FY24 on an annualised basis, the June quarter rounded out a strong financial year that has repositioned OMG Group, with multiple growth drivers across a diversified product portfolio that leaves us positioned for further growth in FY26. I look forward to updating our investors on our next round of key milestones as we look to capitalise on the momentum that's now clearly established in the business."

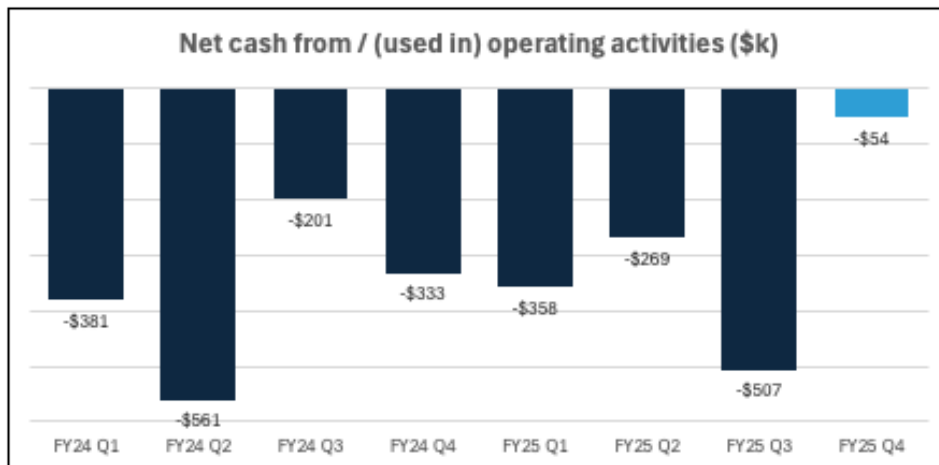
### Record cash receipts

Quarterly operations were highlighted by record cash receipts, underpinned by accelerating momentum in the ecommerce business alongside consistent growth through the Company's expanded distribution footprint with major Australian retailers.

Cash receipts for the quarter amounted to \$1.656m, a gain of 42% on the March quarter and up 253% on the prior comparative period (PCP). Reflecting the expanded size of the business, net operating cash receipts on an annualised basis amounted to \$4.729m, more than double (+110%) the FY24 total of \$2.481m.



Strong growth in cash receipts flowed through to a material improvement in net operating cashflows for the quarter, with outflows of just \$54,000 following the strategic inventory build in the March quarter, with ongoing sales momentum and a streamlined cost base positioning the business to continue its drive towards cashflow break-even in FY26.

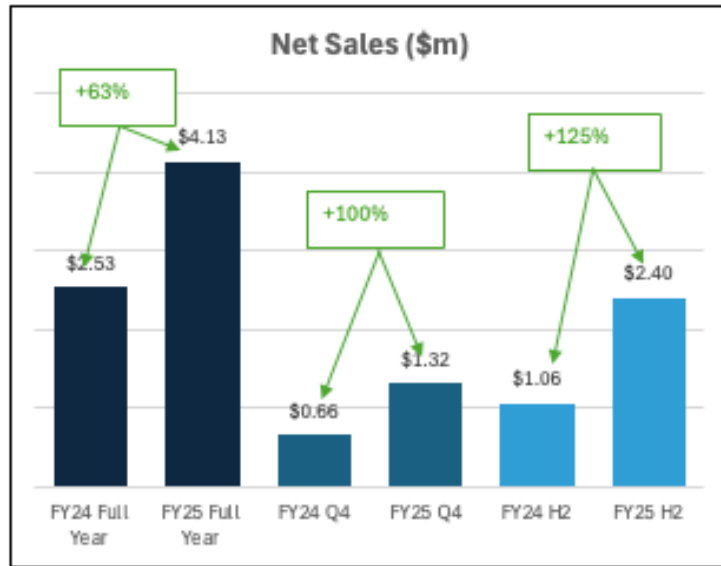


Q4 FY25 operating performance was highlighted by a strong monthly result in June to round out the financial year, where the Company achieved net positive operating cashflows of \$242k driven by strong sales of high-margin SKUs alongside improved inventory management and cost savings (refer ASX Announcement 1 July 2025).

The quarterly trading result consolidated the Company's trend growth trajectory, with sales of at least \$1m for the third straight quarter following the acquisition of Oat Milk Goodness. The broader uplift flowed through to a 63% increase in net sales on an annualised basis, with accelerating momentum in the second half of the financial year with H2 FY25 net sales up 125% on the prior comparative period.

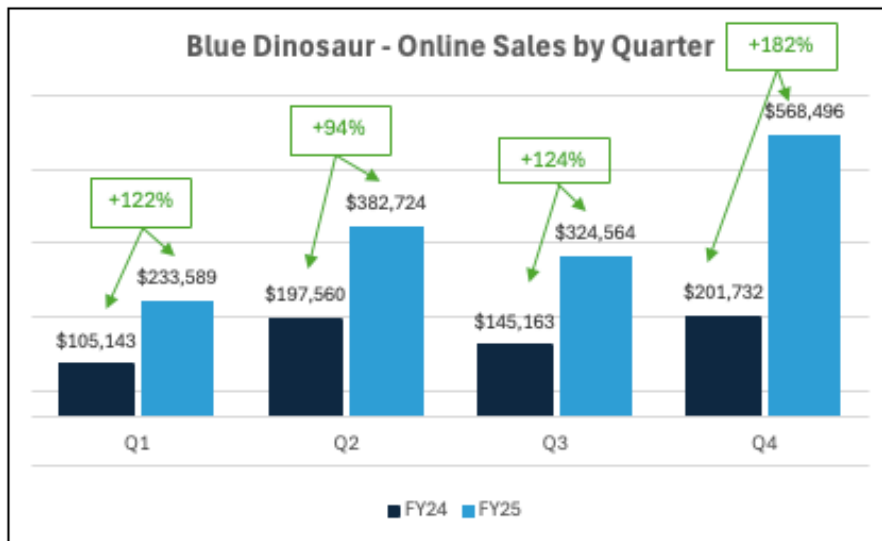
For personal use only

For personal use only



**Ecommerce momentum accelerating**

Highlighting the continued momentum of the ecommerce business, OMG Group delivered record-high quarterly online sales for Blue Dinosaur products totalling \$568,496, a gain of 75% on the March quarter and up 182% on the prior comparative period.



The Company expects to consolidate its online sales growth in the coming quarters with established sales channels and new product rollouts complemented by targeted marketing campaigns with high profile brand ambassadors and event sponsorships.

The group’s expanding ecommerce footprint flowed through to another uplift in online sales on a Moving Annual Total (MAT) basis – the primary KPI for ecommerce performance – which rose to \$1.51m for the 12 months to June 30, up from \$1.2m to 30 April 2025 (refer ASX Announcement 2 May 2025) and marking a 132% increase on the 12 months ended 30 June 2024.

### Financial and corporate overview:

During the quarter, the Company formally confirmed its change of Company name to OMG Group Limited (ASX:OMG), which was processed by the Australian Securities and Investment Commission (ASIC) following a resolution passed by shareholders on 20 May 2025.

The effective date for the change of Company name on the Australian Securities Exchange (ASX) was Monday 26 May 2025 under the ASX code OMG.

### ASX additional information:

In accordance with ASX Listing Rule 4.7C.3, OMG Group advises that an amount of \$476,000 was paid to executive and non-executive directors in payment of their directors' fees, salaries, and post-employment benefits. This ASX announcement has been approved for release by the Board of Directors of OMG Group Ltd.

Amounts paid to directors in the June quarter included \$43k of fees owed in arrears to former non-executive directors (NEDs). From 1 April 2025, the composition of the Board was reduced from 3 NEDs down to 2, which will result in annualised savings of \$36k to be realised in the coming year.

### Join OMG Group's Interactive Investor Hub

Access the latest Company information and engage with management by asking questions about OMG Group's latest announcements and updates:

<https://omg-group.com.au/auth/signup>

-ENDS-

### For further information, please contact:

#### Alex Aleksic

Chief Executive Officer

[alex.aleksic@omg-group.com.au](mailto:alex.aleksic@omg-group.com.au)

#### Henry Jordan

Six Degrees Investor Relations

[henry.jordan@sdir.com.au](mailto:henry.jordan@sdir.com.au)

### About OMG Group

OMG Group is a health & wellness food company. The Company was established with a vision to provide engaging brands that provide the very best foods to meet consumer demand for clean, sustainable and healthy products. The core brands in the portfolio are Blue Dinosaur® and Oat Milk Goodness.

## Appendix 4C

### Quarterly cash flow report for entities subject to Listing Rule 4.7B

**Name of entity**

OMG GROUP LIMITED (ASX: OMG)

**ABN**

82 616 507 334

**Quarter ended ("current quarter")**

30 June 2025

<b>Consolidated statement of cash flows</b>	<b>Current quarter \$A'000</b>	<b>Year to date (12 months) \$A'000</b>
<b>1. Cash flows from operating activities</b>		
1.1 Receipts from customers	1,656	4,729
1.2 Payments for		
(a) research and development	-	-
(b) product manufacturing and operating costs	(1,054)	(3,823)
(c) advertising and marketing	(364)	(866)
(d) leased assets	-	-
(e) staff costs	(217)	(923)
(f) administration and corporate costs	(97)	(278)
1.3 Dividends received (see note 3)	-	-
1.4 Interest received	-	-
1.5 Interest and other costs of finance paid	(10)	(90)
1.6 Income taxes paid	-	-
1.7 Government grants and tax incentives	32	63
1.8 Other (provide details if material)	-	-
<b>1.9 Net cash from / (used in) operating activities</b>	<b>(54)</b>	<b>(1,188)</b>
<b>2. Cash flows from investing activities</b>		
2.1 Payments to acquire or for:		
(a) entities	-	-
(b) businesses	-	(194)
(c) property, plant and equipment	-	-
(d) investments	-	-
(e) intellectual property	-	-
(f) other non-current assets	-	-

For personal use only

Consolidated statement of cash flows		Current quarter \$A'000	Year to date (12 months) \$A'000
2.2	Proceeds from disposal of:		
	(a) entities	-	-
	(b) businesses	-	-
	(c) property, plant and equipment	-	-
	(d) investments	-	-
	(e) intellectual property	-	-
	(f) other non-current assets	-	-
2.3	Cash flows from loans to other entities	-	-
2.4	Dividends received (see note 3)	-	-
2.5	Other (provide details if material)	-	238
<b>2.6</b>	<b>Net cash from / (used in) investing activities</b>	<b>-</b>	<b>44</b>
<b>3.</b>	<b>Cash flows from financing activities</b>		
3.1	Proceeds from issues of equity securities (excluding convertible debt securities)	21	1,755
3.2	Proceeds from issue of convertible debt securities	-	-
3.3	Proceeds from exercise of options	-	-
3.4	Transaction costs related to issues of equity securities or convertible debt securities	(3)	(224)
3.5	Proceeds from borrowings	-	-
3.6	Repayment of borrowings	-	-
3.7	Transaction costs related to loans and borrowings	-	-
3.8	Dividends paid	-	-
3.9	Other (opening cash balance from Good Oats Pty Ltd received on completion of acquisition)	-	-
<b>3.10</b>	<b>Net cash from / (used in) financing activities</b>	<b>18</b>	<b>1,531</b>
<b>4.</b>	<b>Net increase / (decrease) in cash and cash equivalents for the period</b>		
4.1	Cash and cash equivalents at beginning of period	677	254
4.2	Net cash from / (used in) operating activities (item 1.9 above)	(54)	(1,188)

Consolidated statement of cash flows		Current quarter \$A'000	Year to date (12 months) \$A'000
4.3	Net cash from / (used in) investing activities (item 2.6 above)	-	44
4.4	Net cash from / (used in) financing activities (item 3.10 above)	18	1,531
4.5	Effect of movement in exchange rates on cash held	-	-
<b>4.6</b>	<b>Cash and cash equivalents at end of period</b>	<b>641</b>	<b>641</b>

5.	Reconciliation of cash and cash equivalents at the end of the quarter (as shown in the consolidated statement of cash flows) to the related items in the accounts	Current quarter \$A'000	Previous quarter \$A'000
5.1	Bank balances	641	677
5.2	Call deposits	-	-
5.3	Bank overdrafts	-	-
5.4	Other (provide details)	-	-
<b>5.5</b>	<b>Cash and cash equivalents at end of quarter (should equal item 4.6 above)</b>	<b>641</b>	<b>677</b>

6.	Payments to related parties of the entity and their associates	Current quarter \$A'000
6.1	Aggregate amount of payments to related parties and their associates included in item 1	476
6.2	Aggregate amount of payments to related parties and their associates included in item 2	-
<i>Note: if any amounts are shown in items 6.1 or 6.2, your quarterly activity report must include a description of, and an explanation for, such payments.</i>		

<b>7. Financing facilities</b>	<b>Total facility amount at quarter end \$A'000</b>	<b>Amount drawn at quarter end \$A'000</b>																									
<i>Note: the term "facility" includes all forms of financing arrangements available to the entity. Add notes as necessary for an understanding of the sources of finance available to the entity.</i>																											
7.1 Loan facilities	1,250	246																									
7.2 Credit standby arrangements	-	-																									
7.3 Other (please specify)																											
7.4 <b>Total financing facilities</b>	1,250	246																									
7.5 <b>Unused financing facilities available at quarter end</b>		1,004																									
7.6 Include in the box below a description of each facility above, including the lender, interest rate, maturity date and whether it is secured or unsecured. If any additional financing facilities have been entered into or are proposed to be entered into after quarter end, include a note providing details of those facilities as well.																											
<table border="1"> <thead> <tr> <th>Facility</th> <th>Facility limit \$A'000</th> <th>Amount drawn \$A'000</th> <th>Interest rate</th> <th>Secured</th> </tr> </thead> <tbody> <tr> <td>Moneytech:</td> <td></td> <td></td> <td></td> <td></td> </tr> <tr> <td>Debtor finance</td> <td>1,000</td> <td>0</td> <td>10.41% p.a.</td> <td>Yes</td> </tr> <tr> <td>Trade finance</td> <td>250</td> <td>246</td> <td>11.61% p.a.</td> <td>Yes</td> </tr> <tr> <td><b>Totals</b></td> <td><b>1,250</b></td> <td><b>246</b></td> <td></td> <td></td> </tr> </tbody> </table>	Facility	Facility limit \$A'000	Amount drawn \$A'000	Interest rate	Secured	Moneytech:					Debtor finance	1,000	0	10.41% p.a.	Yes	Trade finance	250	246	11.61% p.a.	Yes	<b>Totals</b>	<b>1,250</b>	<b>246</b>				
Facility	Facility limit \$A'000	Amount drawn \$A'000	Interest rate	Secured																							
Moneytech:																											
Debtor finance	1,000	0	10.41% p.a.	Yes																							
Trade finance	250	246	11.61% p.a.	Yes																							
<b>Totals</b>	<b>1,250</b>	<b>246</b>																									

<b>8. Estimated cash available for future operating activities</b>	<b>\$A'000</b>
8.1 Net cash from / (used in) operating activities (item 1.9)	(54)
8.2 Cash and cash equivalents at quarter end (item 4.6)	641
8.3 Unused finance facilities available at quarter end (item 7.5)	1,004
8.4 Total available funding (item 8.2 + item 8.3)	1,645
8.5 <b>Estimated quarters of funding available (item 8.4 divided by item 8.1)</b>	30.46
<i>Note: if the entity has reported positive net operating cash flows in item 1.9, answer item 8.5 as "N/A". Otherwise, a figure for the estimated quarters of funding available must be included in item 8.5.</i>	
8.6 If item 8.5 is less than 2 quarters, please provide answers to the following questions:	
8.6.1 Does the entity expect that it will continue to have the current level of net operating cash flows for the time being and, if not, why not?	
Answer:	
8.6.2 Has the entity taken any steps, or does it propose to take any steps, to raise further cash to fund its operations and, if so, what are those steps and how likely does it believe that they will be successful?	
Answer:.	

8.6.3 Does the entity expect to be able to continue its operations and to meet its business objectives and, if so, on what basis?

Answer:

*Note: where item 8.5 is less than 2 quarters, all of questions 8.6.1, 8.6.2 and 8.6.3 above must be answered.*

### Compliance statement

- 1 This statement has been prepared in accordance with accounting standards and policies which comply with Listing Rule 19.11A.
- 2 This statement gives a true and fair view of the matters disclosed.

Date: 22 July 2025

Authorised by: The Board of Directors

### Notes

1. This quarterly cash flow report and the accompanying activity report provide a basis for informing the market about the entity's activities for the past quarter, how they have been financed and the effect this has had on its cash position. An entity that wishes to disclose additional information over and above the minimum required under the Listing Rules is encouraged to do so.
2. If this quarterly cash flow report has been prepared in accordance with Australian Accounting Standards, the definitions in, and provisions of, *AASB 107: Statement of Cash Flows* apply to this report. If this quarterly cash flow report has been prepared in accordance with other accounting standards agreed by ASX pursuant to Listing Rule 19.11A, the corresponding equivalent standard applies to this report.
3. Dividends received may be classified either as cash flows from operating activities or cash flows from investing activities, depending on the accounting policy of the entity.
4. If this report has been authorised for release to the market by your board of directors, you can insert here: "By the board". If it has been authorised for release to the market by a committee of your board of directors, you can insert here: "By the [name of board committee – eg Audit and Risk Committee]". If it has been authorised for release to the market by a disclosure committee, you can insert here: "By the Disclosure Committee".
5. If this report has been authorised for release to the market by your board of directors and you wish to hold yourself out as complying with recommendation 4.2 of the ASX Corporate Governance Council's *Corporate Governance Principles and Recommendations*, the board should have received a declaration from its CEO and CFO that, in their opinion, the financial records of the entity have been properly maintained, that this report complies with the appropriate accounting standards and gives a true and fair view of the cash flows of the entity, and that their opinion has been formed on the basis of a sound system of risk management and internal control which is operating effectively.