

Metro Mining Limited

Quarterly Activities Report

April – June 2025



KEY HIGHLIGHTS

- Record shipments and margins as expansion hits market at perfect time
- Record Q2 shipments of 1.7 million WMT, up 19% Year-on-Year (YoY)
- Unit FOB net revenue of \$72 /WMT, up 41% on Q4 2024 and 16% on Q1 2025
- Record Site EBITDA margins of A\$ 32 /WMT, up 500% YoY and 83% from Q4 2024
- Forex hedge position restructured to deliver average rate of 0.63 AUD:USD for 2025
- Exploration process ramping up North of Skardon River and West of Aurukun
- 6.5 to 7.0 million WMT of shipments planned for 2025

Metro Mining Limited (ASX: MMI) ('Metro', the 'Company') is pleased to deliver its Q2 2025 operational update. The Bauxite Hills Mine in Cape York, North Queensland has produced and shipped a Q2 record of 1.7 million Wet Metric Tonnes (WMT), 19% up year-on-year (YoY). The expansion flow sheet, implemented in the second half of 2024, is now fully on-line and timed well with the strong bauxite market generating record site margins of \$32 /WMT, 500% up YoY and 83% above Q4 2024. 1.9 million WMT has been shipped in H1, with sufficient system capacity in place to deliver 6.5 to 7.0 million WMT for the calendar year.

The bauxite market remained resilient despite the weakening of the alumina market since its peak in December 2024, with China importing 103 million tonnes in H1, up 33% YoY (Source: Alididny). Market conditions supported a strong pricing environment, and together with Metro's long-term, competitive freight contracts and low demurrage / penalty costs, enabled Metro to achieve FOB net-back unit revenue of \$72 /WMT; up 41% on Q4 2024 and an increase of 16% on the small volume shipped in Q1 2025.

Quarterly shipments had been planned to be approximately 15% higher, however, output was constrained for approximately 6 weeks due to a reduction in the controlling depth of the Skardon River imposed by the Harbour Master as a result of a severe tropical storm over the Easter period which caused damage to the barging channel. This resulted in reduced barge loading capacity and smaller daily tidal windows. This has now been resolved with a comprehensive bed-levelling program and movement of the channel limits, however unit costs were impacted by the lower tonnage. An opportunity was taken to perform a 3-day maintenance shutdown in June, bringing forward planned activity from Q3.

Exploration is currently being progressed through access agreements with drill planning on exploration licences north of the Skardon River and West of Aurukun, including on a tenement where commercial "farm-in" terms have recently been agreed with Prophet Resources.

Simon Wensley, CEO & MD of Metro Mining said: "The high margin and cash generating potential of Metro's Bauxite Hills operations is now apparent as we see the rapidly implemented expansion deliver into a robust bauxite market environment.

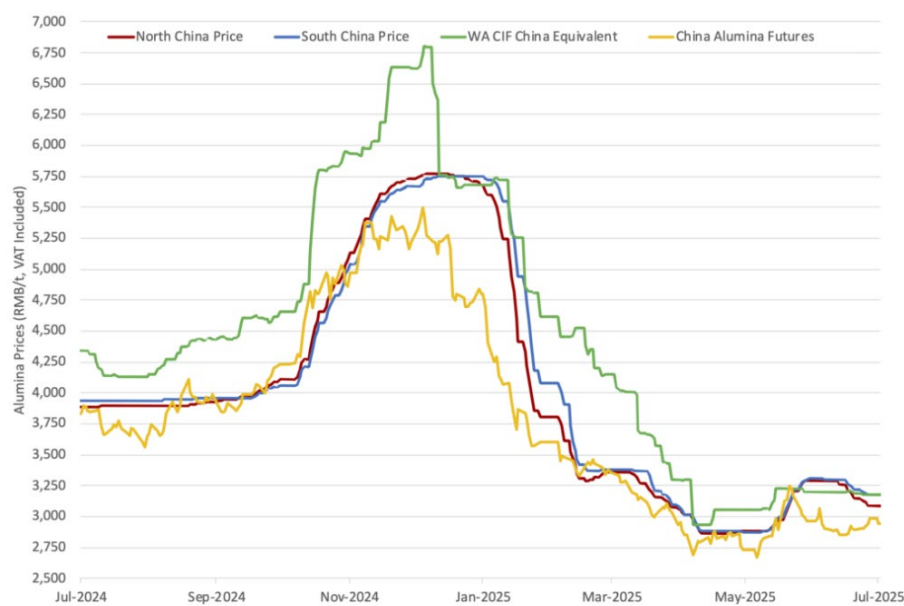
We are experiencing the benefit of lower freight and other delivery costs already, and I expect that the economies of scale to emerge as we unleash the operation from the constraints of this last quarter.

The market for our material also seems positively primed as sovereign risk issues play out elsewhere in the market, and our experienced sales, operations and corporate teams are ready to capitalise on the opportunities ahead."

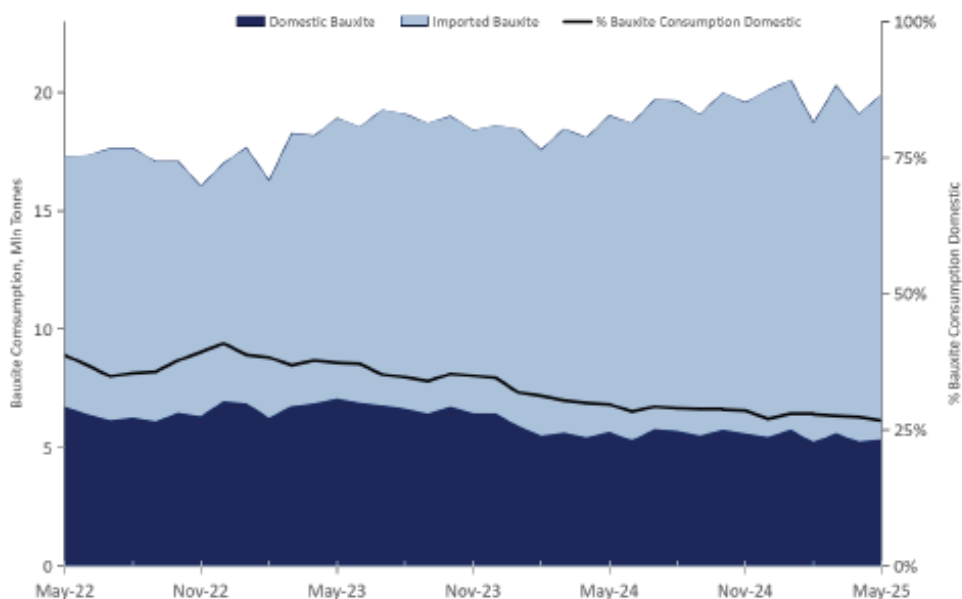
Bauxite market

The 2025 bauxite trade has commenced at record rates for the fourth successive year as China imported 103 million tonnes in H1 2025, 33% up YoY. However, the second half outlook is less clear as the Guinea Government continues to exercise its rights by revoking or restricting output from mining leases whose owners are deemed not to be meeting the conditions of their licences. At this point, 75 million tonnes of annualised capacity in Guinea is affected by full suspension or operating well below its capacity (CM Group). Following a correction in Q1 2025, alumina prices have stabilised back to levels above RMB 3000 /t where most producers are making money, with some of the production capacity suspended in Q1 coming back online.

China Domestic Alumina Prices (RMB/t: CM Group, SHFE)



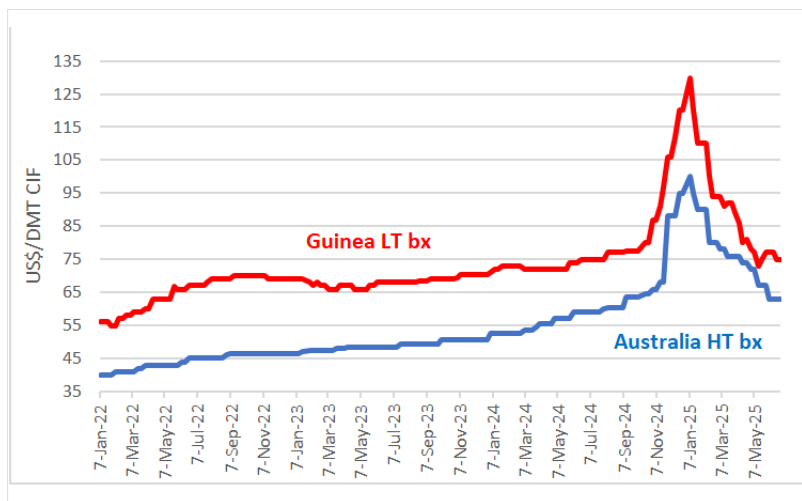
China Bauxite Consumption- Imports and Domestic (MT/month; CM Group)



For personal use only

Spot bauxite prices reduced during the quarter driven by the lower alumina prices and strong bauxite volume, however, have stabilised on the news of the additional Guinea restrictions, with the Guinea benchmark ending the quarter on US\$75 /DMT and Australia on US\$63 /DMT. The additional Bauxite import volumes in H1 2025 have partly substituted for domestic bauxite and partly gone into inventory and so it's unclear at this point when a price reaction may occur as the supply chain tightens again as a result of the Guinea restrictions.

Traded Bauxite Prices Jan 2022 to Jul 2025 (US\$/DMT CIF China: CM Group)



Metro's Pricing Environment

Metro's shipments are predominantly covered by offtake contracts with large, high-quality customers. Metro's bauxite is consumed in high and low temperature refineries as customers get the benefit of the high alumina content and can control silica digestion due to Metro's relatively high quartz vs kaolinite mineralogy. Most of Metro's volume is negotiated quarterly, however, approximately 1 million WMT of previously priced legacy volume will be delivered in 2H 2025. The Q3 CIF price for contracted quarterly volume has been negotiated, with agreed pricing approximately 10% below the Q2 equivalent.



Pictures: Left: (From L to R) Mr Xusheng QIAO, the Board Chairman of Lubei Enterprise Group, Mr Mingtao LV, Deputy Mayor of Binzhou City and Mr Jun QIAO, GM of Lubei Chemical visiting the

Metro Mining Brisbane Office in April. **Right:** Mr Jason Gibson, Metro's Commercial Manager, presenting to 400 delegates at the 15th Annual Raw Materials Summit, Xiamen.

Operational Performance

Production, Costs and Margins

Production Results (WMT) ('000)	Q2 2025	Q4 2024	Q2 2024
Bauxite Mined	1,713	2,046	1,407
Bauxite Shipped	1,685	2,056	1,418
Unit Operating Results (A\$M/WMT)			
CIF Pricing ¹	81.3	72.7	63.8
FOB Revenue²	71.9	51.0	43.4
Costs			
Site Costs	31.0	26.2	31.8
Royalties	9.0	7.2	6.3
Total	40.0	33.4	38.1
Site EBITDA	31.9	17.4	5.3

Note 1 – Realised pricing for CIF basis sales only.

Note 2 – Total realised pricing for FOB and CIF basis sales (total revenue from customers less ocean freight costs, if applicable)

A record site margin of \$31.9 /WMT has been delivered on the back of a strong pricing environment, lower CIF costs and an additional 267k shipped tonnes year-on-year. One, lower priced, legacy cargo was shipped during the quarter.

With restrictions on the Skardon River controlling depth now removed, we expect the full benefits of increased scale that was in place during the quarter to be reflected in a lower site cost structure going forward.

Bauxite Hills Mine Operations

Mining rates were held back by downstream constraints during in the quarter however, planned screen and barge loading throughput rates were achieved. Site improvements during the quarter include commissioning of the upgraded sample station, commissioning of the in-house laboratory and additional upgrades to the plant's Supervisory Control and Data Acquisition System (SCADA).

During the quarter additional haul roads and infrastructure have been completed on schedule in preparation for production from a new BH2 area (Pit 5) commencing Q3. Production continues from four additional pits and grade control drilling is well underway for 2026 production ore modelling.

A planned plant maintenance shutdown program was brought forward and successfully executed in June. Rehabilitation remains a key area of focus and following on from achieving a site record in 2024 with rehabilitation of 182 hectares, a target of 220 hectares has been set for 2025. A change

For personal use only

in methodology for seeding is also being implemented, with the utilisation of drone seeding technology which is expected to improve seeding uptake at an improved cost efficiency.

Marine Operations

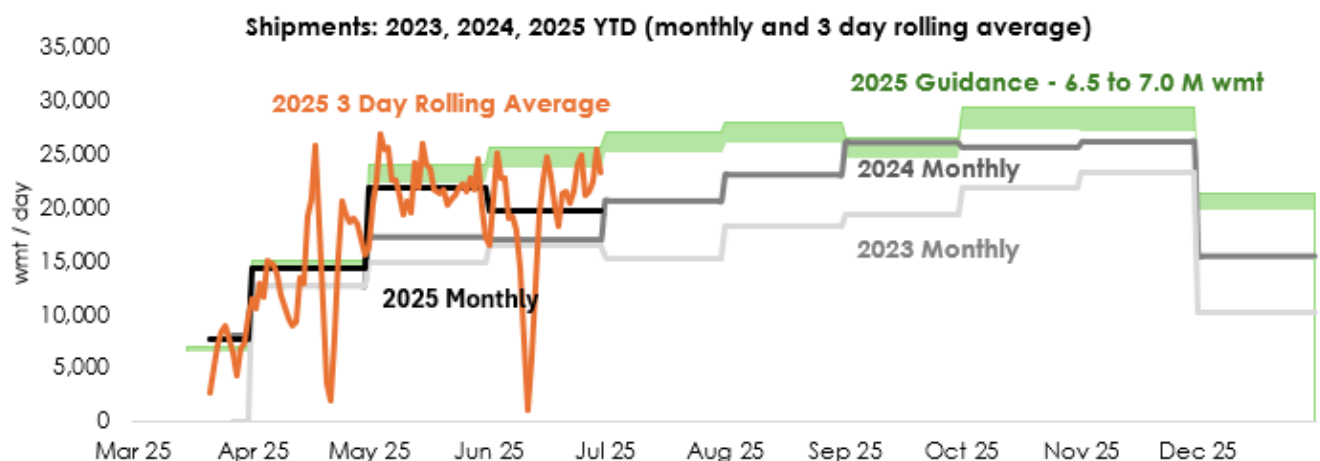
Transshipment operations during the quarter were impacted by unpredicted and challenging weather events commencing in April which resulted in the Harbour Master declaring a reduction in the controlling depth of the channel in the Skardon River from mid-April until early July. Controlling depth was reduced from 1.8 metres to 1.35 metres, and then to 1.1 metres following survey. Bed levelling and survey activities were mobilised as soon as possible, however the reduction persisted throughout most of the quarter, with controlling depth restoration on 11 July.

Monthly shipments totalled 424,730 WMT in April, 671,934 WMT in May, and 588,789 WMT in June. The restriction on the controlling depth, however, significantly constrained transshipment activities, with the 0.7 metre depth deficit resulting in a loss of approximately 1,400 WMT per barge. In the month of June alone, this deficit across 105 barge movements represents a loss of 147,000 WMT. The controlling depth restriction also decreased daily barge movements through tidal lockout restricting return of the tug and empty barge sets.

Upgraded bed-levelling capability is now being advanced and additionally the team is actively engaged with Maritime Safety Queensland and Ports North to develop long-term dredging solutions, including the installation of multibeam systems on marine assets and exploration of virtual navigation aids to improve navigational safety and minimizing delays from channel restrictions. Feasibility studies are also well progressed for the introduction of larger, 100m, barges.

Pleasingly, despite the adverse weather and operational constraints, Ikamba has demonstrated excellent operational resilience and reliability as our primary transshipment asset, with support from the floating crane, TSA Skardon, when weather conditions permitted. Peak discharge rates on Ikamba reached 1,972 WMT/hr during free digging, with a quarterly average gross rate of 1,495 WMT per hour, with average rates affected by lightly loaded barges during the period.

Despite the complexities of the operating environment, the mining and marine teams have shown commendable adaptability, ensuring continuity of operations.



Safety Performance

Metro's safety statistics for the quarter (April – June) were as follows:

Safety statistic	Bauxite Hills Mine	Ikamba
Serious Accident	0	0
High Potential Incident	1	2
Lost Time Injuries	0	0
Medical Treatment Injuries	0	0
First Aid Injuries	8	3

The key safety activities and initiatives undertaken between April and June included:

- Culture focus – Lean visual management boards have been introduced assisting the team with collaborating on what is important day to day and critical to ensure “safe continuous tonnes”. The entirety of the leadership team has been working together with critical risk management to imbed the concept and language across the business.
- Systems focus – The BHM Safety Management System (SHMS) underwent an external audit in Q1, conducted in alignment with ISO 45001 standards. The audit resulted in the development of a comprehensive action plan, which identifies key areas for improvement and outlines strategies for addressing any identified deficiencies. The ultimate objective is to enhance the system, ensuring it becomes more robust and effective in managing safety. The integration of a new workforce management system that aligns with rostering and flights has streamlined onboarding process and assisted with compliance and training requirements. The Marine team engaged and started working with a provider to digitise the Vessel's Safety Management System (SMS). Other notable achievements include developing a suite of new operational and emergency procedures for Metro's tug, Mandang, and arranging an external audit of the transshipment contractor's SMS.
- Training focus – Leaders attended a critical risk management course to ensure knowledge is available to assist site with recent legislative changes regarding critical control management. Awareness training packages such as “hydraulic awareness training” have been created and presented to relevant parts of the workforce. A training provider was identified to be utilised for in-house for nationally recognised training packages and qualifications both onboard Ikamba and in Cairns.

Mining Exploration and Expansion Activities

In 2025, Metro is ramping up its exploration activity. During the quarter, commercial terms were reached with Prophet Resources to farm into its EPM 26982 (Prophet EPM). Metro is currently awaiting notification from the Government confirming that the transfer of the relevant interest has been effected. The Prophet EPM is located adjacent and to the north of Metro's Southern Cape York EPM 25879, west / northwest of Aurukun. Metro has then commenced negotiations for an agreement with the relevant parties to undertake exploration activities on the Prophet and Metro's EPM's during 2025. Metro also commenced planning for exploration drilling on EPM 16755 Skardon North and EPM 27611 Skardon North West tenements, both located on the northern side of the Skardon River.

Metro commenced the environmental studies necessary to support an application to convert MDL 423 to a mining lease. The studies will be completed over a 10–12 month period with the mining lease application expected to be submitted in Q3 2026.

Metro received approval for the expansion of mining pits BH1 east and BH1 west. The expansion will enable Metro to extend its mining footprint to extract remaining bauxite identified in the pit walls. It is expected a further 1M WMT of bauxite may be available from the expansion.

Corporate

Financial position

Metro's financial position at the end of the quarter was as follows:

- Cash position was A\$28.7M.
- Senior Secured Debt facilities: US\$ secured debt facility totalling US\$56.6M. Amortisation of the facility commences in July 2025.
- A significantly restructured A\$/US\$ currency hedge book with total notional value of US\$240M at an average exchange rate of AUD/USD 0.63.

Environment, Social, Governance (ESG)

Metro had no reportable environmental incidents during the quarter.

During the quarter our ESG activities included:

- Finalisation of our two transitional Progressive Rehabilitation and Closure (PRC) Plans and associated rehabilitation schedules. Implementation of the PRC Plans will commence in Q3 2025.
- In partnership with the Jonathan Thurston Academy, we delivered the *JT Believe* program to the grade 5 and 6 cohort of the Injinoo Primary School. Delivered in weekly 1-hour sessions over 10 weeks, *JT Believe* focuses on developing confidence, courage and self-belief within the participants.
- Submission of our 2024 Modern Slavery Statement to the Australian Government's Attorney-General's Department for inclusion in the Modern Slavery Statements Register.
- Finalisation of our Site Water Balance and Water Management Plan.
- Completion of the remaining activities in our Reflect Reconciliation Action Plan (RAP) activities and the commencement of activities for the development of our Innovate Reconciliation Action Plan.



Pictures: Left: Metro's Community Engagement Team with Dr James Hill at a Community Seed Picking Sign-Up Date in Mapoon. **Right:** Rachel Adlard, Willow Davey and Jaeme Davey at the Mother's Day Classic in Cairns, supporting breast and ovarian cancer research.

Tenement Schedule

There were no changes to Metro's tenements during the quarter. The following tenements are owned 100% by the Metro Group.

Tenement	Project Name	State
ML 100130	BH1 Haul Road	QLD
ML 20676	Bauxite Hills 1	QLD
ML 20688	Bauxite Hills 6 East	QLD
ML 20689	Bauxite Hills 6 West	QLD
ML 40069	Skardon Pipeline	QLD
ML 40082	Skardon Buffer	QLD
ML 6025	Skardon River No 1	QLD
MDL 423	Skardon North	QLD
MDL 425	Skardon South	QLD
EPM 25879	Southern Cape York	QLD
EPM 15376	Ducie River	QLD
EPM 16755	Skardon River North	QLD
EPM 16899	Skardon River	QLD
EPM 17499	Eucid	QLD
EPM 18242	Skardon	QLD
EPM 18384	Skardon Channel	QLD
EPM 25878	Northern Cape York	QLD
EPM 27611	Skardon North West	QLD

For personal use only

The following tenements are owned 100% by the Columboola Joint Venture, of which the Metro Group is a 49% participant.

Tenement	Project Name	State
MDL 3003	Columboola A	QLD
MDL 3038	Columboola B	QLD
EPC 1165	Columboola	QLD

For personal use only

About Bauxite and Metro Mining

Bauxite is the ore used to make aluminium, a critical and high growth metal in the energy transition. Metro Mining is an independent bauxite producer and explorer, with its 100% owned Bauxite Hills Mine operating on the Weipa bauxite plateau approximately 95k, North of Weipa, near the coast on the Skardon River. Metro Mining produces a high alumina bauxite, shipping direct to customers in very large ore carriers. Metro Mining recognises and has productive agreements with the Traditional Owners of the land on which it operates and is proud of its high percentage of indigenous employees and the economic impact it has in Cape York and Far North Queensland.

Forward-Looking Statements

This report may contain 'forward looking statements' concerning the financial conditions, results of operations and business of the Company. All statements other than statements of fact are or may be deemed to be 'forward looking statements'. Often, but not always, 'forward looking statements' can be identified by the use of forward looking words such as 'may', 'will', 'expect', 'intend', 'plan', 'estimate', 'anticipate', 'continue', 'outlook', and 'guidance' or other similar words, and may include, without limitation, statements regarding plans, strategies and objectives of management, future or anticipated production or construction commencement date and expected costs, resources and reserves, exploration results or production outputs. Forward looking statements are statements of future expectations that are based on management's current expectations and assumptions, but known and unknown risks and uncertainties could cause the actual results, performance or events to differ materially from those expressed or implied in these statements. These risks include, but are not limited to, price fluctuations, actual demand, currency fluctuations, drilling and production results, resource and reserve estimates, loss of market, industry competition, environmental risks, physical risks, legislative, fiscal and regulatory developments, economic and financial market conditions in various countries and regions, political risks, project delay or advancement, approvals and cost estimates. Metro does not give any representation, assurance or guarantee that the occurrence of these events expressed or implied in any forward-looking statements in this report will actually occur and does not make any representation or warrant, express or implied, as to the accuracy or completeness of any information, statements, opinions, estimates or forecasts contained in this report.

Appendix 5B

Mining exploration entity or oil and gas exploration entity quarterly cash flow report

Name of entity

METRO MINING LIMITED

ABN

45 117 763 443

Quarter ended ("current quarter")

30 June 2025

Consolidated statement of cash flows

	Current quarter \$A'000	Year to date (6 months) \$A'000
1. Cash flows from operating activities		
1.1 Receipts from customers (Refer: Note A)	114,411	133,328
1.2 Payments for		
1. exploration & evaluation	-	-
2. development	-	-
3. production	(73,002)	(98,877)
4. staff costs (Refer: Note B)	(13,129)	(21,245)
5. administration and corporate costs	(2,505)	(5,842)
1.3 Dividends received	-	-
1.4 Interest received	-	-
1.5 Interest and other costs of finance paid (Refer to Item 3.9)	-	-
1.6 Income taxes paid	-	-
1.7 Government grants and tax incentives	-	-
1.8 Other (provide details if material)	-	-
1.9 Net cash from / (used in) operating activities	25,775	7,274

Note A: 'Receipts from customers' is only cash received and excludes amounts outstanding under letters of credit.

Note B: 'Staff costs' include both corporate and operational staff.

2. Cash flows from investing activities		
2.1 Payments to acquire or for		
1. entities	-	-
2. tenements	-	-
3. property, plant and equipment	(3,780)	(7,085)
4. exploration & evaluation	-	-
5. investments in joint venture	(720)	(720)
6. other non-current assets	-	-
2.2 Proceeds from the disposal of:		
1. entities	-	-
2. tenements	-	-
3. property, plant and equipment	-	-

4.	investments	-	-
5.	other non-current assets	-	-
2.3	Cash flows from loans to other entities	-	-
2.4	Dividends received	-	-
2.5	Other (provide details if material)	-	-
	- Release of / (payment for) Financial Assurance	-	-
2.6	Net cash from / (used in) investing activities	(4,500)	(7,805)

3.	Cash flows from financing activities		
3.1	Proceeds from issues of equity securities (excluding convertible debt securities)	-	-
3.2	Proceeds from issue of convertible debt securities	-	-
3.3	Proceeds from exercise of options	-	-
3.4	Transaction costs related to issues of equity securities or convertible debt securities	-	-
3.5	Proceeds from borrowings	-	8,046
3.6	Repayment of borrowings	-	-
3.7	Transaction costs related to loans and borrowings	-	-
3.8	Dividends paid	-	-
3.9	Other (provide details if material)		
	- Interest Paid	(2,508)	(4,901)
	- Principal Elements of Lease Payments	(3,707)	(6,223)
	- Other	-	-
3.10	Net cash from / (used in) financing activities	(6,215)	(3,078)

4.	Net increase / (decrease) in cash and cash equivalents for the period		
4.1	Cash and cash equivalents at beginning of period	12,187	31,192
4.2	Net cash from / (used in) operating activities (item 1.9 above)	25,775	7,274
4.3	Net cash from / (used in) investing activities (item 2.6 above)	(4,500)	(7,805)
4.4	Net cash from / (used in) financing activities (item 3.10 above)	(6,215)	(3,078)
4.5	Effect of movement in exchange rates on cash held	1,454	1,118
4.6	Cash and cash equivalents at end of period	28,701	28,701

5.	Reconciliation of cash and cash equivalents at the end of the quarter (as shown in the consolidated statement of cash flows) to the related items in the accounts	Current quarter \$A'000	Previous quarter \$A'000
5.1	Bank balances	28,701	12,187
5.2	Call deposits	-	-
5.3	Bank overdrafts	-	-
5.4	Other (Restricted cash)	-	-

For personal use only

5.5	Cash and cash equivalents at end of quarter (should equal item 4.6 above)	28,701	12,187
------------	--	---------------	---------------

6.	Payments to related parties of the entity and their associates	Current quarter \$A'000
6.1	Aggregate amount of payments to related parties and their associates included in item 1	-
6.2	Aggregate amount of payments to related parties and their associates included in item 2	-
<i>Note: if any amounts are shown in items 6.1 or 6.2, your quarterly activity report must include a description of, and an explanation for, such payments.</i>		

7.	Financing facilities <i>Note: the term "facility" includes all forms of financing arrangements available to the entity. Add notes as necessary for an understanding of the sources of finance available to the entity.</i>	Total facility amount at quarter end \$A'000	Amount drawn at quarter end \$A'000
7.1	Loan facilities	86,469	86,469
7.2	Credit standby arrangements		
7.3	Other		
7.4	Total financing facilities	86,469	86,469
7.5	Unused financing facilities available at quarter end		-
7.6	Include in the box below a description of each facility above, including the lender, interest rate, maturity date and whether it is secured or unsecured. If any additional financing facilities have been entered into or are proposed to be entered into after quarter end, include a note providing details of those facilities as well.		
	Nebari Partners LLC US\$56.6M, SOFR + 7%, 13 March 2027. Secured		

8.	Estimated cash available for future operating activities	\$A'000
8.1	Net cash from / (used in) operating activities (item 1.9)	25,775
8.2	(Payments for exploration & evaluation classified as investing activities) (item 2.1(d))	-
8.3	Total relevant outgoings (item 8.1 + item 8.2)	25,775
8.4	Cash and cash equivalents at quarter end (item 4.6)	28,701
8.5	Unused finance facilities available at quarter end (item 7.5)	-
8.6	Total available funding (item 8.4 + item 8.5)	28,701
8.7	Estimated quarters of funding available (item 8.6 divided by item 8.3)	N/A

Note: if the entity has reported positive relevant outgoings (ie a net cash inflow) in item 8.3, answer item 8.7 as "N/A". Otherwise, a figure for the estimated quarters of funding available must be included in item 8.7.

8.8	If item 8.7 is less than 2 quarters, please provide answers to the following questions: 8.8.1 Does the entity expect that it will continue to have the current level of net operating cash flows for the time being and, if not, why not?
------------	--

N/A

8.8.2 Has the entity taken any steps, or does it propose to take any steps, to raise further cash to fund its operations and, if so, what are those steps and how likely does it believe that they will be successful?

N/A

8.8.3 Does the entity expect to be able to continue its operations and to meet its business objectives and, if so, on what basis?

N/A

Note: where item 8.7 is less than 2 quarters, all of questions 8.8.1, 8.8.2 and 8.8.3 above must be answered.

Compliance statement

- 1 This statement has been prepared in accordance with accounting standards and policies which comply with Listing Rule 19.11A.
- 2 This statement gives a true and fair view of the matters disclosed.

Date: 21 July 2025

Authorised by: BY THE BOARD

(Name of body or officer authorising release – see note 4)

Notes

1. This quarterly cash flow report and the accompanying activity report provide a basis for informing the market about the entity's activities for the past quarter, how they have been financed and the effect this has had on its cash position. An entity that wishes to disclose additional information over and above the minimum required under the Listing Rules is encouraged to do so.
2. If this quarterly cash flow report has been prepared in accordance with Australian Accounting Standards, the definitions in, and provisions of, AASB 6: *Exploration for and Evaluation of Mineral Resources* and AASB 107: *Statement of Cash Flows* apply to this report. If this quarterly cash flow report has been prepared in accordance with other accounting standards agreed by ASX pursuant to Listing Rule 19.11A, the corresponding equivalent standards apply to this report.
3. Dividends received may be classified either as cash flows from operating activities or cash flows from investing activities, depending on the accounting policy of the entity.
4. If this report has been authorised for release to the market by your board of directors, you can insert here: "By the board". If it has been authorised for release to the market by a committee of your board of directors, you can insert here: "By the [name of board committee – eg Audit and Risk Committee]". If it has been authorised for release to the market by a disclosure committee, you can insert here: "By the Disclosure Committee".
5. If this report has been authorised for release to the market by your board of directors and you wish to hold yourself out as complying with recommendation 4.2 of the ASX Corporate Governance Council's Corporate Governance Principles and Recommendations, the board should have received a declaration from its CEO and CFO that, in their opinion, the financial records of the entity have been properly maintained, that this report complies with the appropriate accounting standards and gives a true and fair view of the cash flows of the entity, and that their opinion has been formed on the basis of a sound system of risk management and internal control which is operating effectively.