

23 July 2025

Quarterly Report for the period ending 30 June 2025

Aurum Resources (ASX: AUE) provides the following activities summary and Appendix 5B for the Quarter ended 30 June 2025, including activities at its Boundiali and Napié Gold Projects in Côte d'Ivoire, West Africa.

Highlights

Further high-grade results from exploration and resources definition drilling at Boundiali Gold Project:

- Diamond drilling for resource expansion and upgrade at BDT1 deposit on Boundiali's BD tenement returned shallow, high-grade gold hits¹, with the following intercepts in addition to **83m @ 4.87 g/t Au** (DSDD0148 reported on 27/03/2025):
 - **89m @ 2.42 g/t Au** from 213 m inc. **7m @ 14.46 g/t Au** & **6m @ 9.01 g/t Au** (DSDD0150)
 - **63m @ 0.94 g/t Au** from 116 m inc. **6m @ 1.60 g/t Au** & **7m @ 1.91 g/t Au** (DSDD0149A)
 - **66m @ 1.07 g/t Au** from 33m inc. **21.73m @ 1.01 g/t Au** & **29m @ 1.46 g/t Au** (DSDD0190A)
 - **34m @ 2.32 g/t Au** from 56m inc. **9m @ 5.44 g/t Au** (DSDD0157)
 - **48m @ 1.27 g/t Au** from 73m inc. **8m @ 3.11 g/t Au** (DSDD0166)

These results provide potential to upgrade BDT1 deposit qualitatively and quantitatively.

- Diamond drilling for exploration and resources definition at BDT3 prospect (outside current MRE) on Boundiali's BD tenement returned shallow, high-grade gold hits², with intercepts including:
 - **22.71m @ 4.78 g/t Au** from 177.59 m inc. **5.41m @ 12.66 g/t Au** & **10m @ 3.60 g/t Au** (DSDD0162)
 - **This is in addition to 12m @ 22.02 g/t Au** returned from DSDD136 reported on 27/02/2025

Aurum expects to add BDT3 deposit in its upcoming MRE.

- Exploration diamond drilling designed to grow resources at the BMT3 deposit on the Boundiali BM tenement continued returning shallow, high-grade gold hits³ including:
 - **24.35m @ 1.21 g/t Au** from 40m inc. **7m @ 2.19 g/t Au**, and **12m @ 6.66 g/t Au** from 69m inc. **1m @ 73.10 g/t Au** (MBDD190)
 - **1m @ 21.20 g/t Au** from 19m (MBDD176)

These high-grade intercepts are outside the existing MRE for BMT3.

- Drilling is ongoing at BD, BM and BST tenements utilising Aurum owned and operated 8 diamond drill rigs ahead of the imminent JORC resources update which is progressing on schedule.
- Aurum's exploration and resource growth drilling at Boundiali is on schedule to complete a target of 100,000m diamond drilling in CY2025 to deliver two MRE updates in CY2025 growing the maiden 1.59Moz Boundiali Mineral Resource Estimate⁴.

Commencement of Boundiali Gold Project development study

- Aurum has commenced work on a **Boundiali Pre-Feasibility Study**, due for completion by **end of CY2025**.

¹ AUE ASX announcements dated 21 May and 17 June 2025

² AUE ASX announcements dated 21 May and 17 June 2025

³ AUE ASX announcement dated 13 May 2025 (Amended)

⁴ AUE ASX Announcement, "Aurum delivers 1.6Moz Maiden JORC Resource at Boundiali Gold Project" dated 30 December 2024 and amended on 31 December 2024

- Aurum appointed Côte d'Ivoire-based environmental specialist company EnvTech to conduct environmental and social impact studies.
- Aurum commenced promotion on public awareness of potential Boundiali Gold Project development concept.

Initiated diamond drilling at Napié Gold Project

- **30,000m drill program** commenced in June at **Napié Project**, aiming to grow its existing **0.87Moz MRE**⁵.
- **Napié MRE update** due by end of CY2025.

CORPORATE

- \$35.6M private placement announced in May 2025, approved by Shareholders in July⁶.
- Completed settlement for Boundiali South Tenement (BST) acquisition .
- Strategic Joint Venture secured to expand Boundiali Gold Project, earning up to an 80% interest in each of two contiguous permit applications.
- Cash position of \$46.9M (unaudited) inclusive of cash (end of June cash and May 2025 placement proceeds) and Montage shares

Exploration and Resource Definition - 100,000m drilling program at Boundiali, Côte d'Ivoire

Aurum commenced a 100,000m drilling program at Boundiali in early CY2025 to build on its independent JORC Mineral Resource Estimate ("MRE") of 1.59Moz gold. Aurum continues to report results from this program as it progresses.

During the reporting period, Aurum drilled 29,963m of diamond holes at the Boundiali Gold Project.

BD Tenement

This quarter, Aurum reported assay results from diamond drilling at both the **BDT1** deposit and **BDT3** prospect on Boundiali's **BD** tenement, where Aurum holds an 80% project interest⁷. Best assay results from the new drilling include⁸:

BD Target 1 (BDT1)


- **89m @ 2.42 g/t Au** from 213 m inc. **7m @ 14.46 g/t Au & 6m @ 9.01 g/t Au** (DSDD0150)
- **63m @ 0.94 g/t Au** from 116 m inc. **6m @ 1.60 g/t Au & 7m @ 1.91 g/t Au** DSDD0149A)
- **48m @ 0.87 g/t Au** from 93m inc. **10m @ 1.81 g/t Au** (DSDD0144B)
- **34m @ 2.32 g/t Au** from 56m inc. **9m @ 5.44 g/t Au** (DSDD0157)
- **48m @ 1.27 g/t Au** from 73m inc. **8m @ 3.11 g/t Au** (DSDD0166)
- **11.02m @ 1.29 g/t Au** from 43.50m inc. **4m @ 1.80 g/t Au & 37.60m @ 1.24 g/t Au** from 55.50m inc. **5m @ 2.67 g/t Au** (DSDD0172A)
- **66m @ 1.07 g/t Au** from 33m inc. **21.73m @ 1.01 g/t Au & 29m @ 1.46 g/t Au** (DSDD0190A).
- **71.72m @ 0.72 g/t Au** from 187m inc. **6.50m @ 1.72 g/t Au** (DSDD0177)
- **32m @ 0.76 g/t Au** from 107m inc. **3m @ 3.73 g/t Au** (DSDD0182)
- **33.52m @ 0.81 g/t Au** from 5.48m inc. **5m @ 2.18 g/t Au** (DSDD0182)
- **39m @ 0.87 g/t Au** from 241m inc. **5m @ 1.71 g/t Au** (DSDD0184)

⁵ "Napié Project Listing Rule 5.6 Disclosure (Amended)" released to the Australian Securities Exchange on 4 February 2025 and available to view on www.asx.com.au.

⁶ AUE ASX Announcements dated 7 May 2025, Aurum to raise \$35.6 million from strategic investment and 8 July 2025, Results of General Meeting

⁷ Refer to About Aurum's Boundiali Gold Project

⁸ See AUE ASX announcements dated 16 April 2025, 13 May 2025, 21 May 2025 and 17 June 2025 for results tables and further details



aurum resources

- **4.59m @ 3.26 g/t Au** from 34m inc. **0.59m @ 21.38 g/t Au** (DSDD0186)
- **21.73m @ 1.01 g/t Au** from 39m inc. **1.50m @ 3.39 g/t Au** (DSDD0190A).

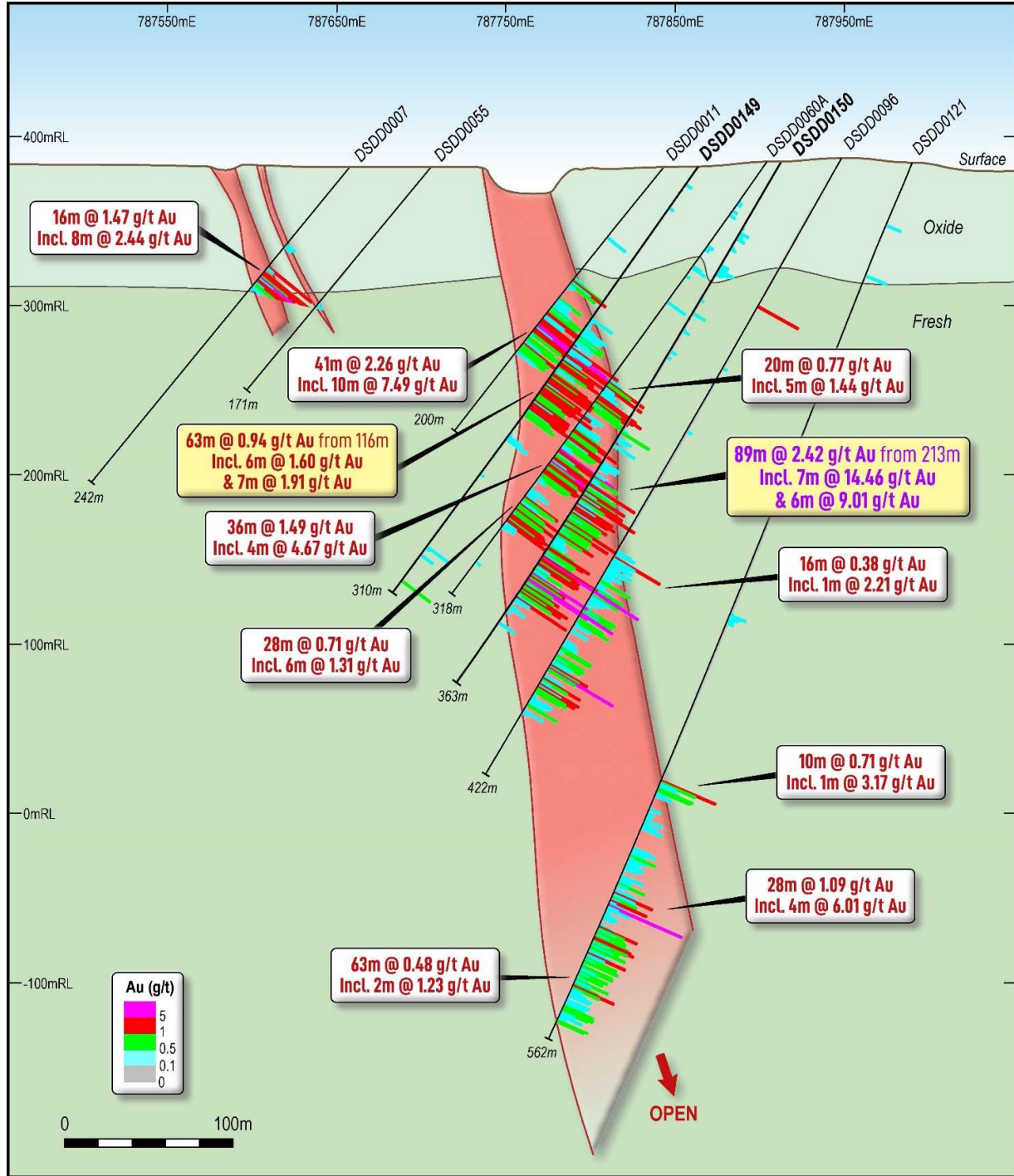


Figure 1: Cross Section looking north (+/-25m) showing drill results DSD0150 – BD Target 1

For personal use only

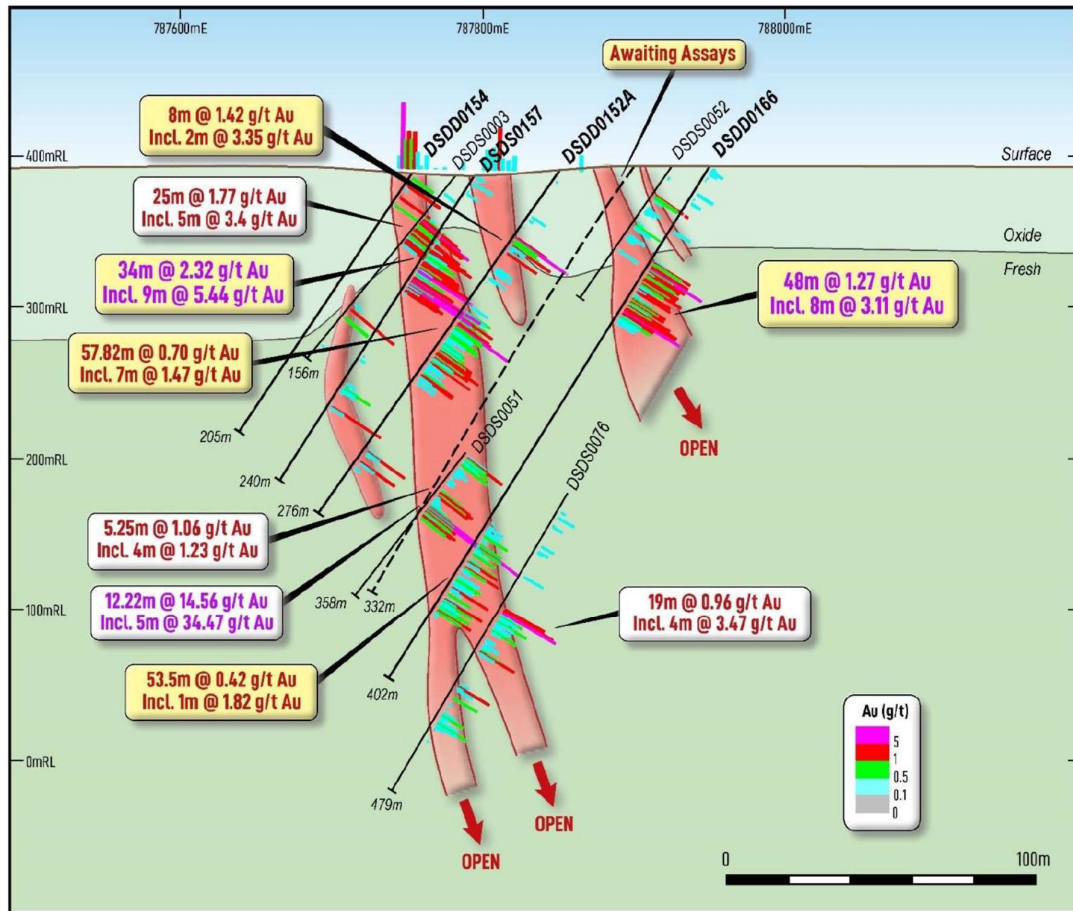


Figure 2: Cross Section looking north (+/-25m) showing drill results DSDD0157 – BD Target 1

Along with some of the best drilling results reported in the previous quarter such as **83m @ 4.87 g/t Au** from 106m inc. **6.29m @ 34.94 g/t Au** & **8m @ 14.81 g/t Au** (DSDD0148), it is envisaged that significant gold resource growth potential exists at BDT1 with a resource update expected in early September quarter.

For personal use only

For personal use only

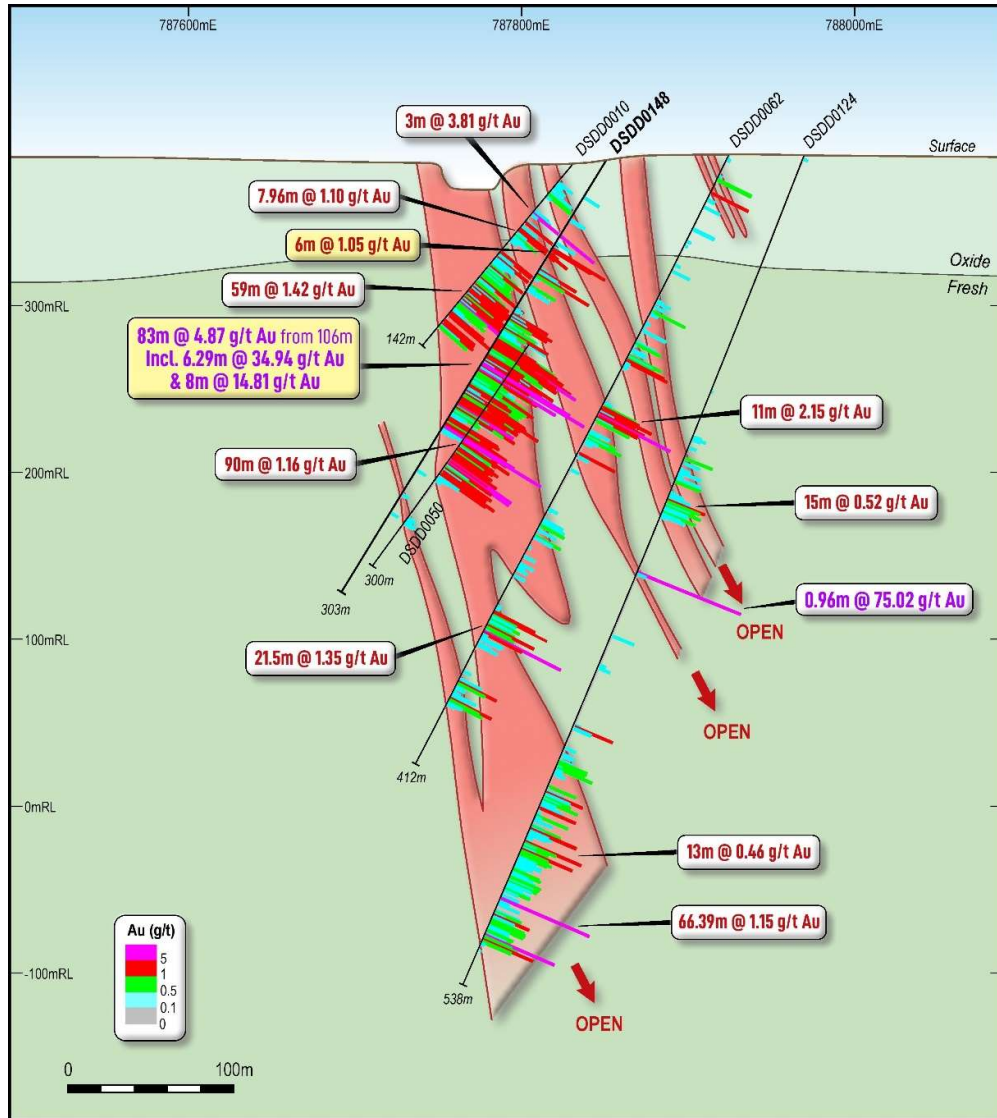


Figure 3: Oblique Cross Section looking northeast (+/-25m) showing drill results DSDD0148 – BD Target 1

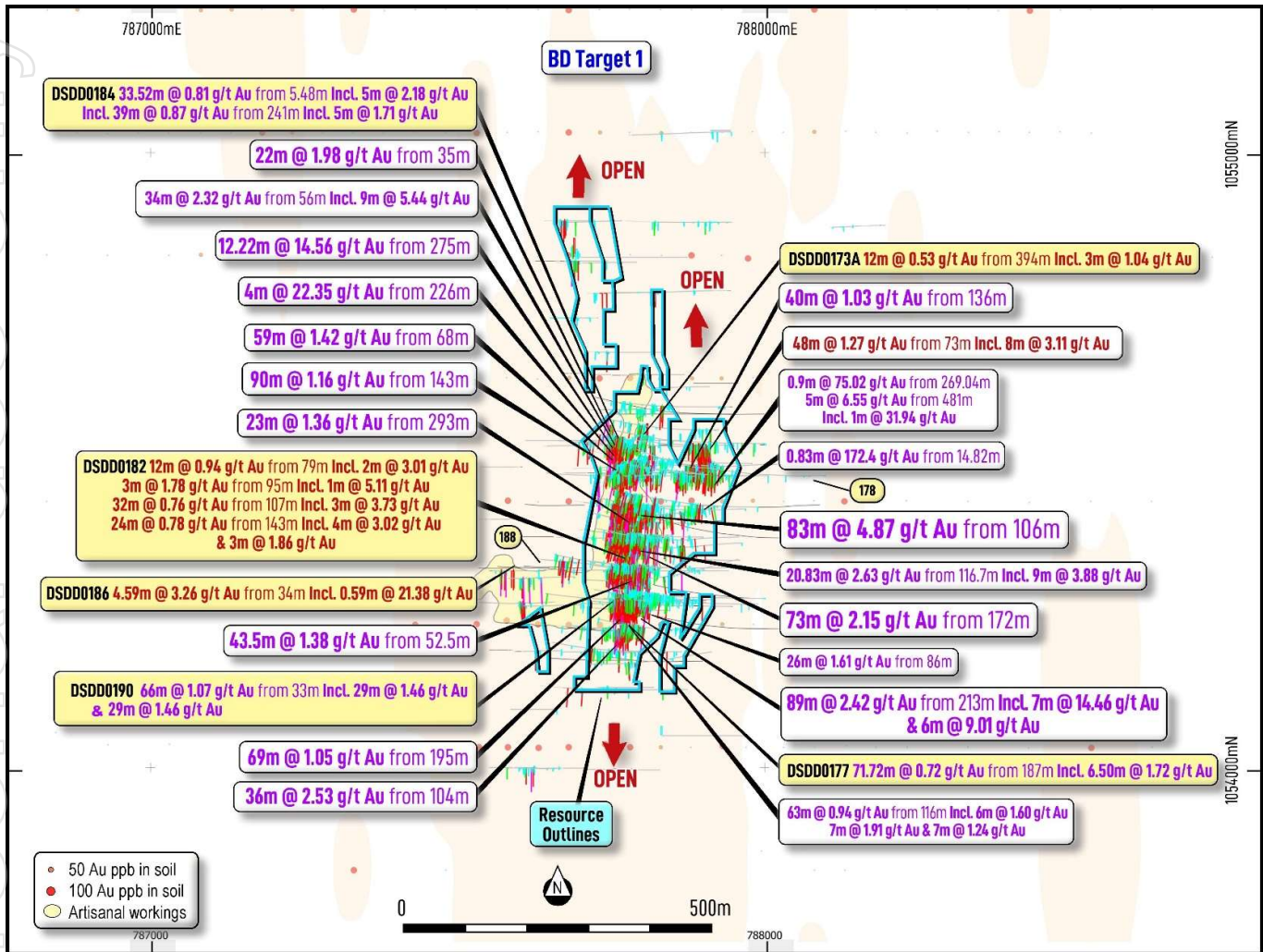


Figure 4: BD tenement plan view showing new drilling results (yellow) at BD Target 1⁹

⁹ Only showing intercepts greater than 5 gold gram metres. Full details of assays making up intercepts included in results table.

BD Target 3 (BDT3) (outside current MRE)

Assay results reported from drilling on this prospect which is outside the current MRE includes:

- **22.71m @ 4.78 g/t Au** from 177.59 m inc. **5.41m @ 12.66 g/t Au** & **10m @ 3.60 g/t Au** (DSDD0162)
- **8.34m @ 1.95 g/t Au** from 132.66m inc. **5.54m @ 2.88 g/t Au** (DSDD0171)
- **9m @ 0.32 g/t Au** from 56 m inc. **0.70m @ 1.08 g/t Au** (DSDD0175)
- **3.60m @ 0.49 g/t Au** from 77m inc. **0.70m @ 1.18 g/t Au** (DSDD0176).

DSDD0136 was also drilled on this structure and returned **12m @ 22.02 g/t Au** from 145m inc. **2m @ 35.59 g/t Au** & **7m @ 27.50 g/t Au** as reported in the March 2025 quarter.

Assay results from the program are still pending at time of writing and are expected to be incorporated into resource modelling to support the definition of a new gold deposit expected in early September quarter.

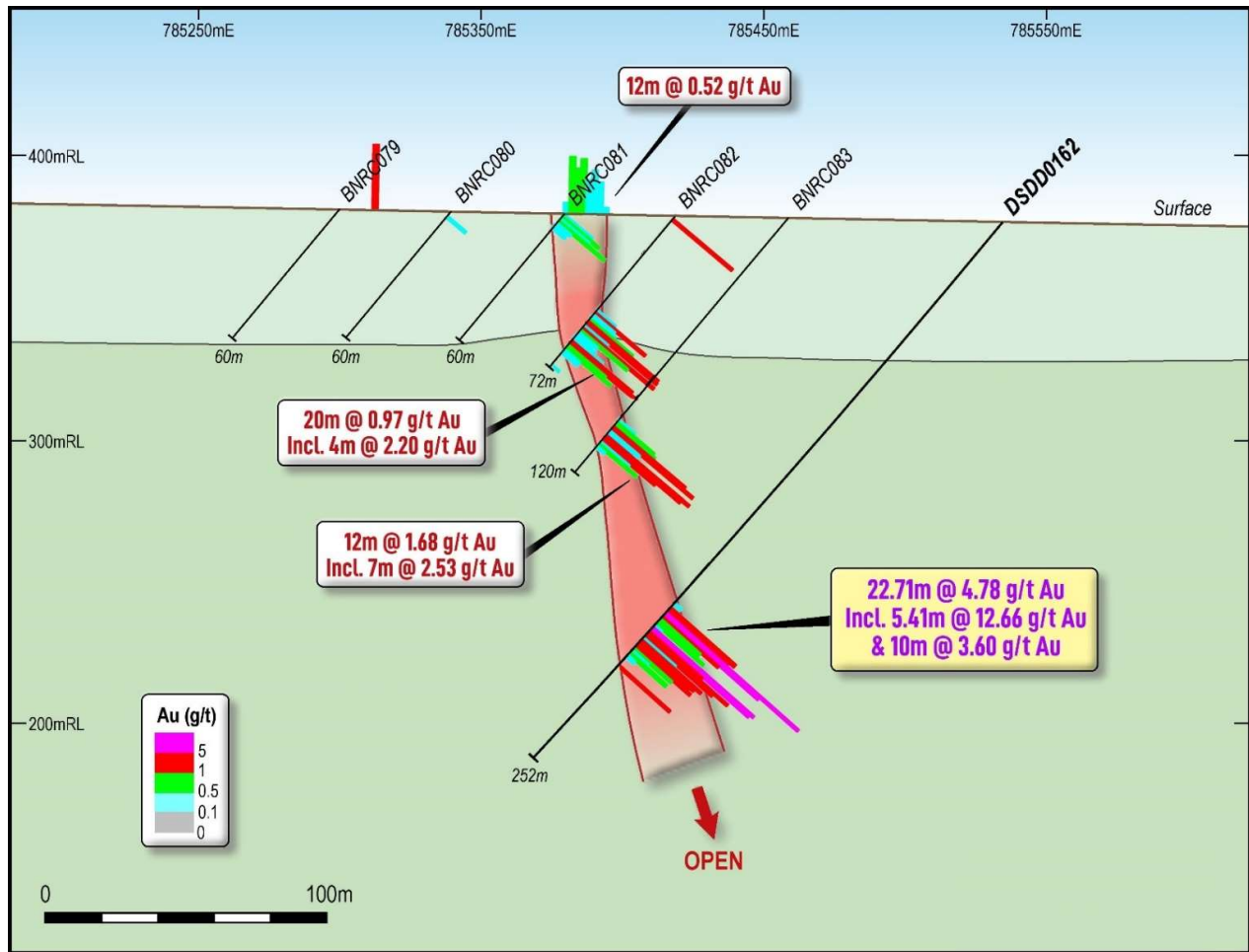


Figure 5: Cross Section looking north (+/-25m) showing drill results DSDD0162 – BD Target 3

For personal use only

For personal use only

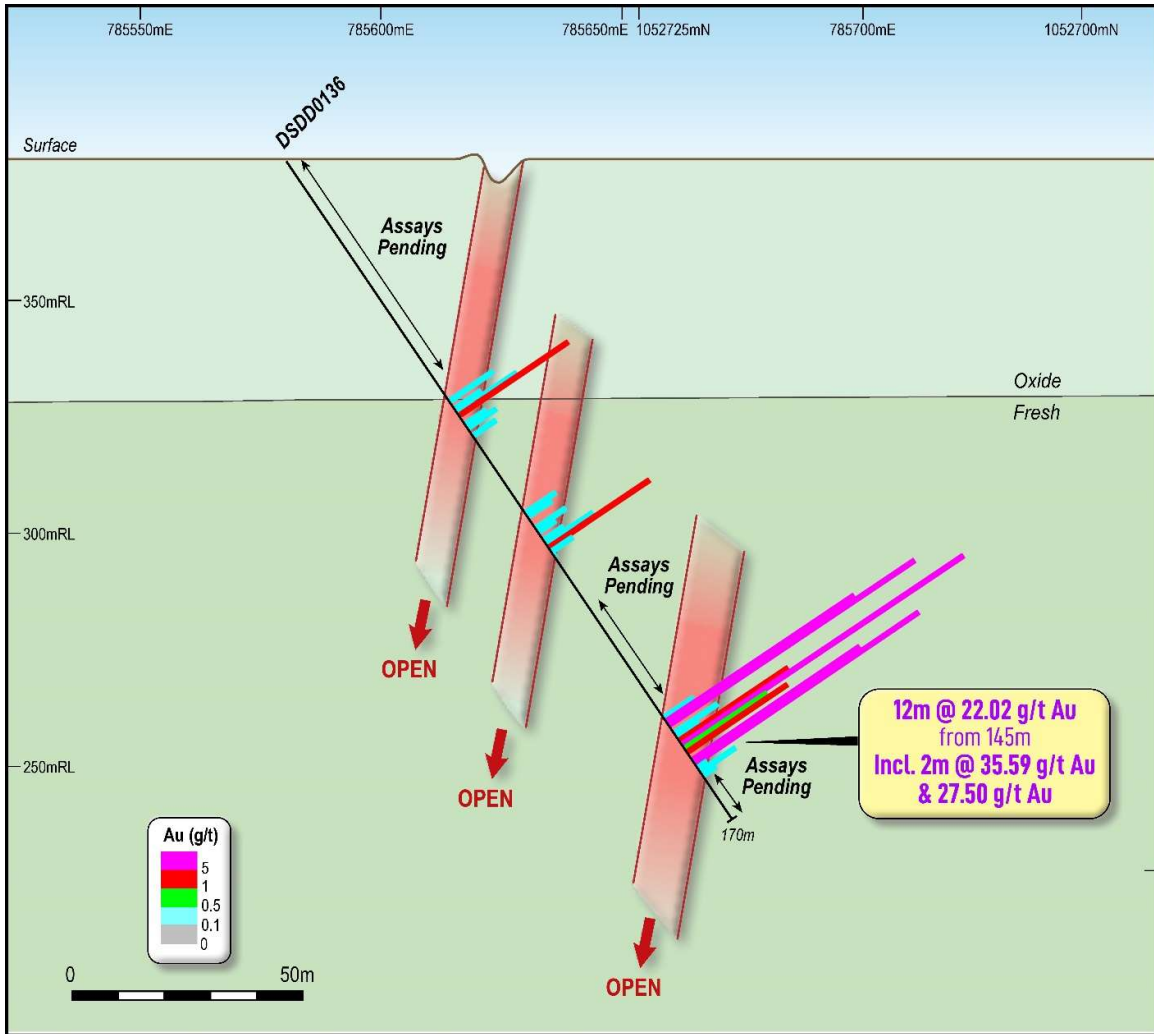


Figure 6: Oblique Cross Section looking northeast (+/-25m) showing drill results DSDD0136 – BD Target 3

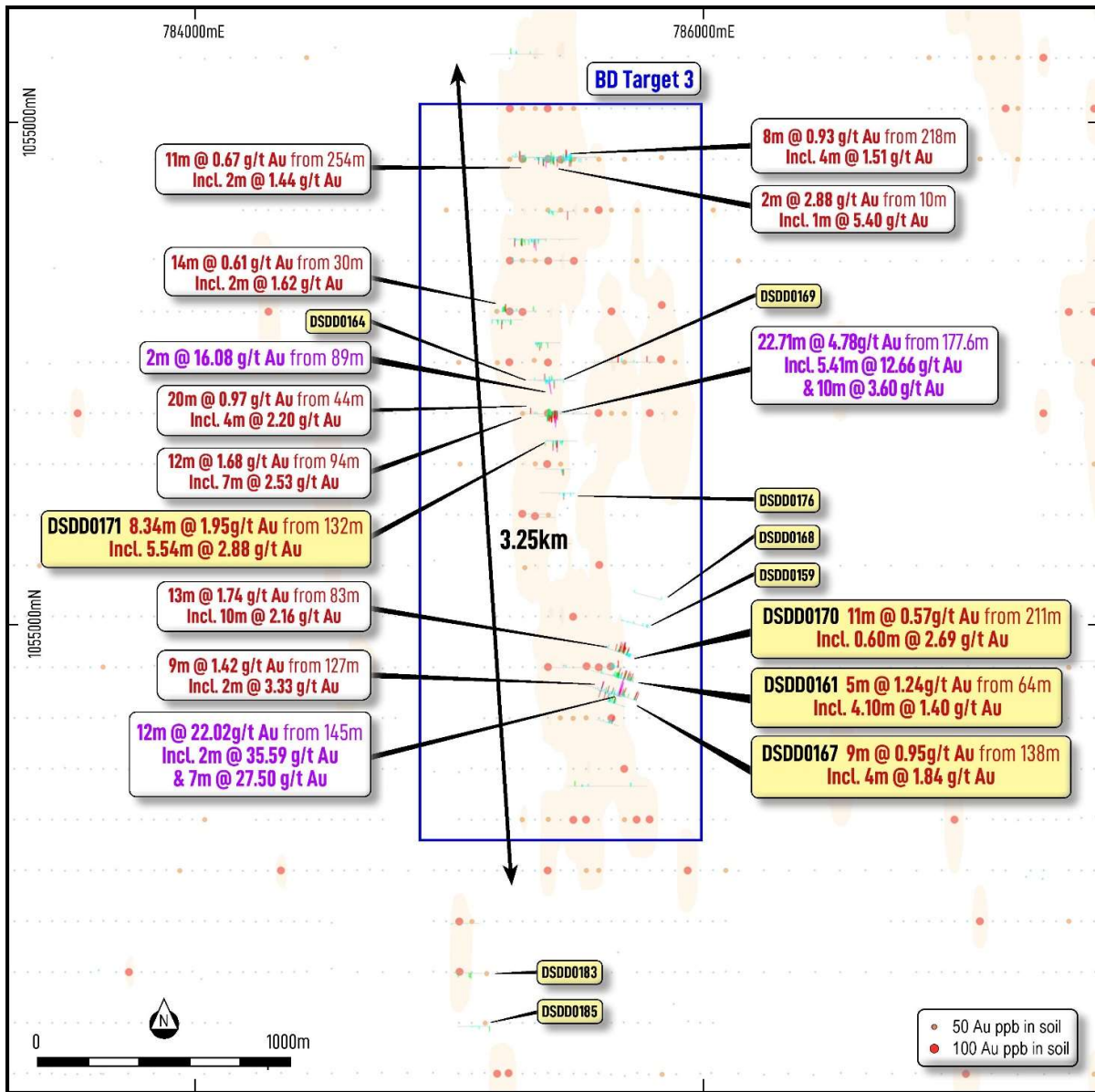


Figure 7: BD tenement plan view showing new drilling results (yellow) at BD Target 3¹⁰

¹⁰ Only showing intercepts greater than 5 gold gram metres. Full details of assays making up intercepts included in results table.

BM Tenement

Aurum reported results for 18 holes (3,985.40m of diamond core) drilled at BM Target 3, located on the BM tenement where Aurum holds an 80% project interest. Best results for these included¹¹:

- **24.35m @ 1.21 g/t Au** from 40m inc. **7m @ 2.19 g/t Au** & **12m @ 6.66 g/t Au** from 69m inc. **1m @ 73.10 g/t Au** (MBDD190)
- **1m @ 21.20 g/t Au** from 19m (MBDD176)
- **3.51m @ 3.71 g/t Au** from 278.49m & **2.66m @ 3.21 g/t Au** from 288.09m inc. **1.31m @ 5.99 g/t Au** (MBDD187A)
- **5.05m @ 2.11 g/t Au** from 9.50m & **4m @ 2.47 g/t Au** from 247m (MBDD186).

The latest BMT3 drilling results confirm strike extension of the gold resource. This is expected to lead to a significant uplift in the BMT3 Mineral Resource Estimate (MRE) with an update due early in the next quarter. Diamond drilling will continue at the BM tenement to support an additional resource update expected late in CY2025.

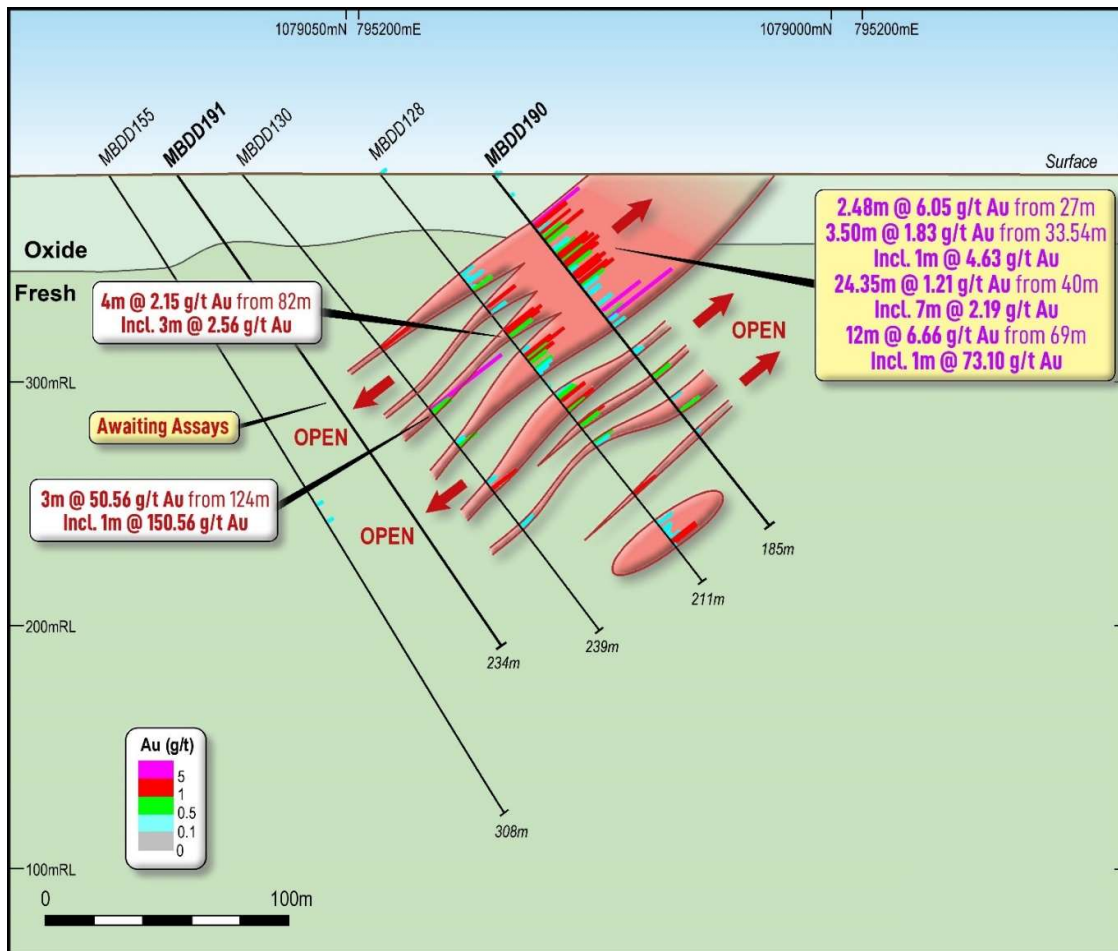


Figure 8: Oblique Cross Section looking northeast (+/-25m) showing drill results MBDD190 – BM Target 3

¹¹ See AUE ASX Announcement dated 13 May 2025 for results tables and details

For personal use only

In the previous quarter, drilling at BMT3 also delivered outstanding drilling results outside the existing MRE, such as:

- **9m @ 24.61 g/t Au** from 221m inc. **4m @ 54.64 g/t Au** from 222m inc. **1.3m @ 156.61 g/t Au** (MBDD174)
- **2.68m @ 10.94 g/t Au** from 44.70m inc. **1.68m @ 16.88 g/t Au** & **3m @ 3.56 g/t Au** from 128m inc. **2m @ 4.99 g/t Au** (MBDD161)
- **10.03m @ 2.75 g/t Au** from 81 m inc. **9.03m @ 2.97 g/t Au** (MBDD164)

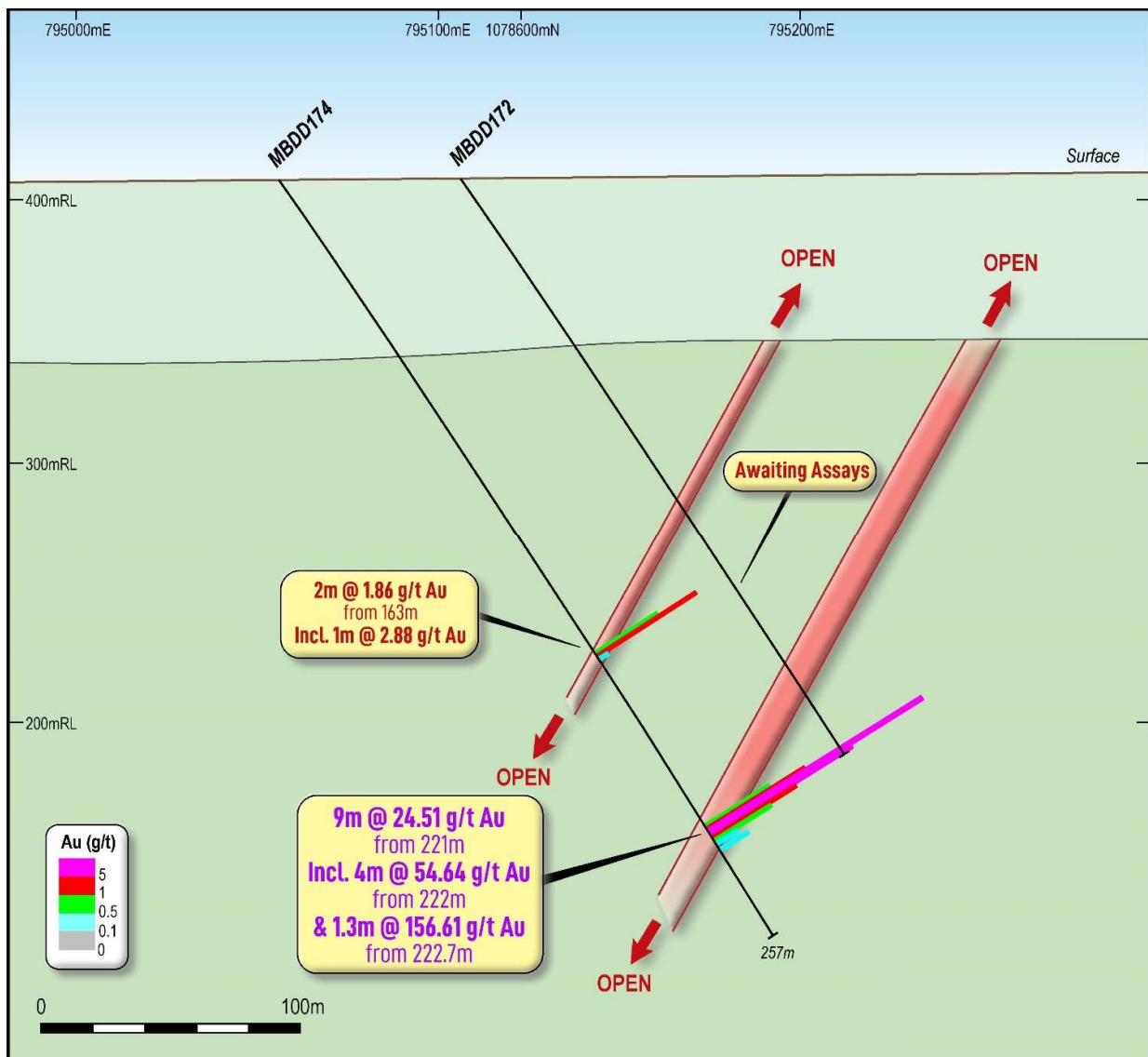


Figure 9: Oblique Cross Section looking northeast (+/-50m) showing drill results MBDD174 – BM Target 3

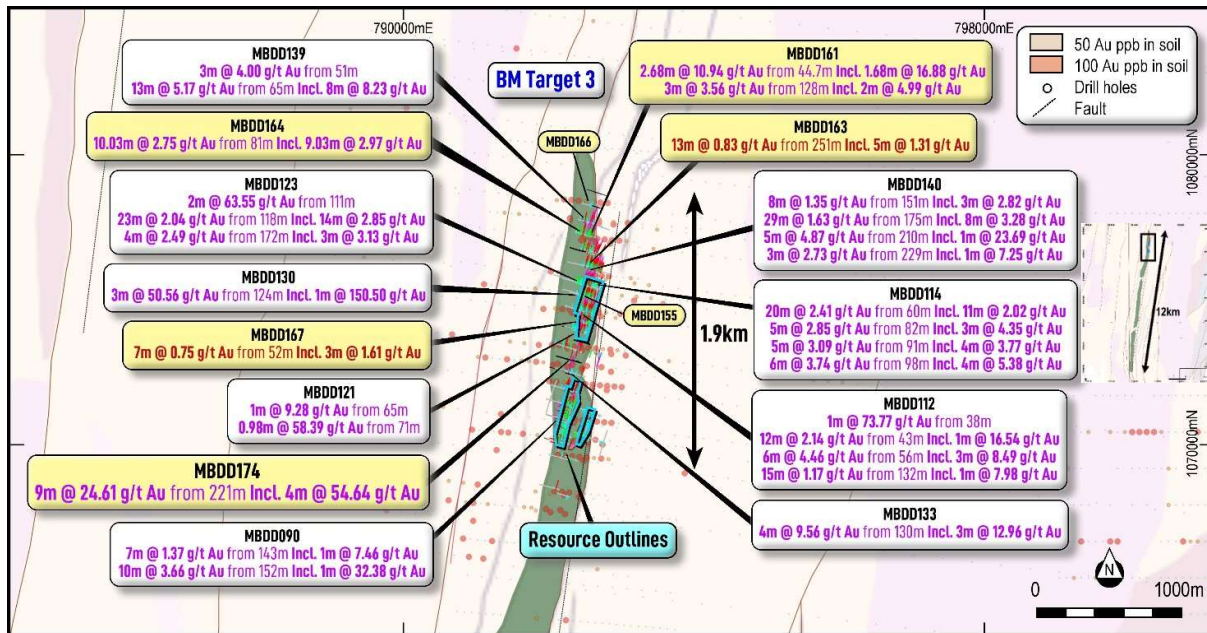


Figure 10: BM tenement plan view showing drilling results (yellow) at BM Target 3

Exploration Drilling Commences at Napié Project

Aurum commenced a 30,000m drill program at the Napié deposit in June 2025¹², using two Aurum-owned diamond drill rigs, which can potentially expand to four rigs as the drilling progresses. The program aims to grow its existing 0.87Moz gold resource and test undrilled targets¹³.

Previous assay intercepts reported from drilling at Napié include:

- 41m @ 4.51g/t Au from 17m
- 13m @ 20.82g/t Au from 32m
- 9m @ 22.73g/t Au from 36m
- 32m @ 7.10g/t Au from 13m
- 10m @ 18.98g/t Au from 7m.

Aurum's strategy of using rapid diamond drilling has potential to deliver fast resource growth at Napié Gold Project where significant upside remains:

- Only 4.4km of 30km Napié shear (13%) has systematically drilled to define gold resources and 93% of 0.87Moz MRE is shallow within 150m from surface
- Drilling is also planned to test encouraging prospects that remain untested including:
 - Artisanal workings
 - Drill intercepts 8m at 8.53g/t Au, 1m at 215g/t Au
 - Rock chips returning 79.50g/t Au, 76.10g/t Au, 60.66g/t Au, 44.73g/t Au, and 24.34g/t Au.

¹² See AUE ASX Announcement dated 27 June 2025 for details

¹³ "Napié Project Listing Rule 5.6 Disclosure (Amended)" released to the Australian Securities Exchange on 4 February 2025 and available to view on www.asx.com.au.

For personal use only

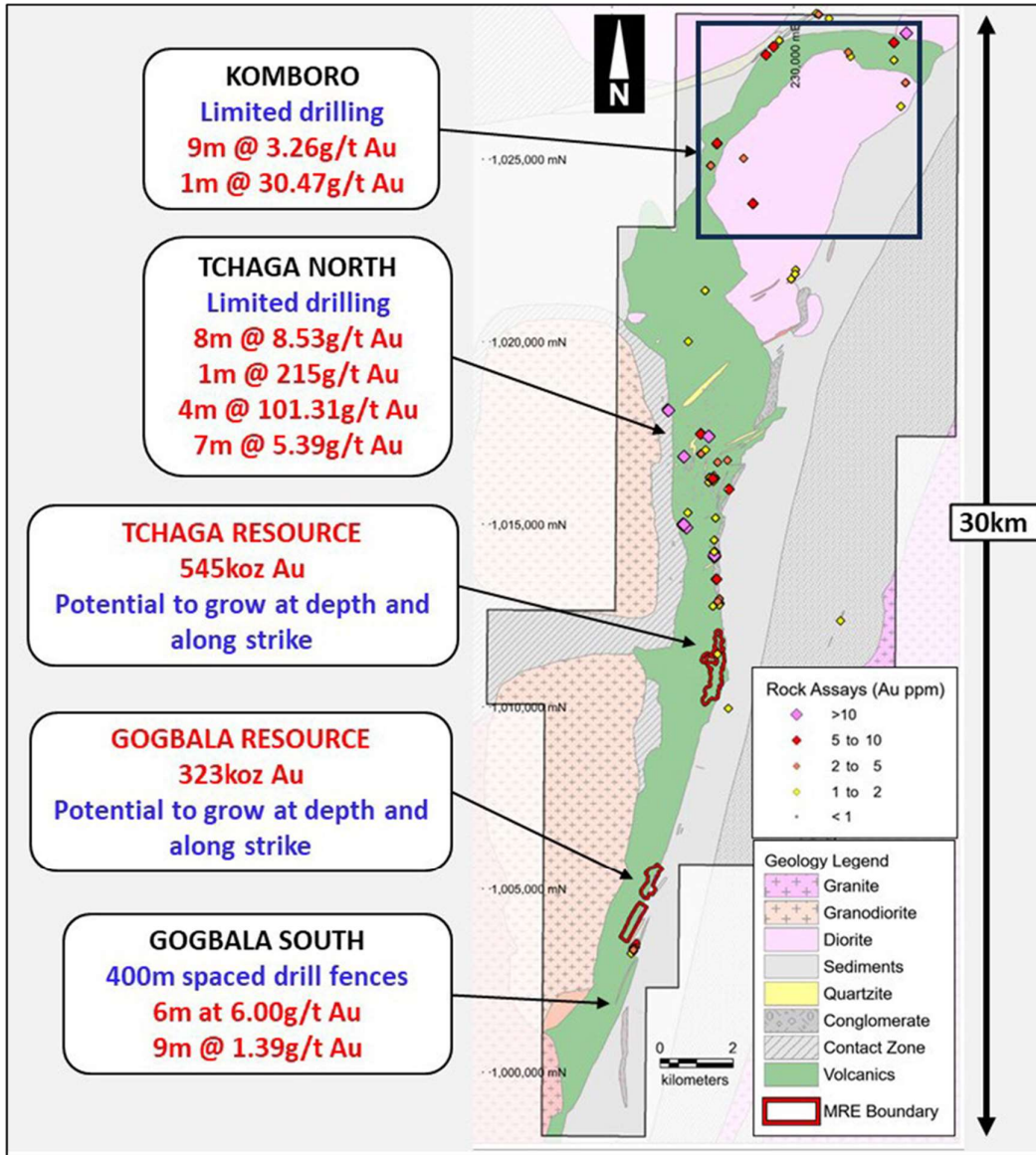


Figure 11: Napié drill targets location map

For personal use only

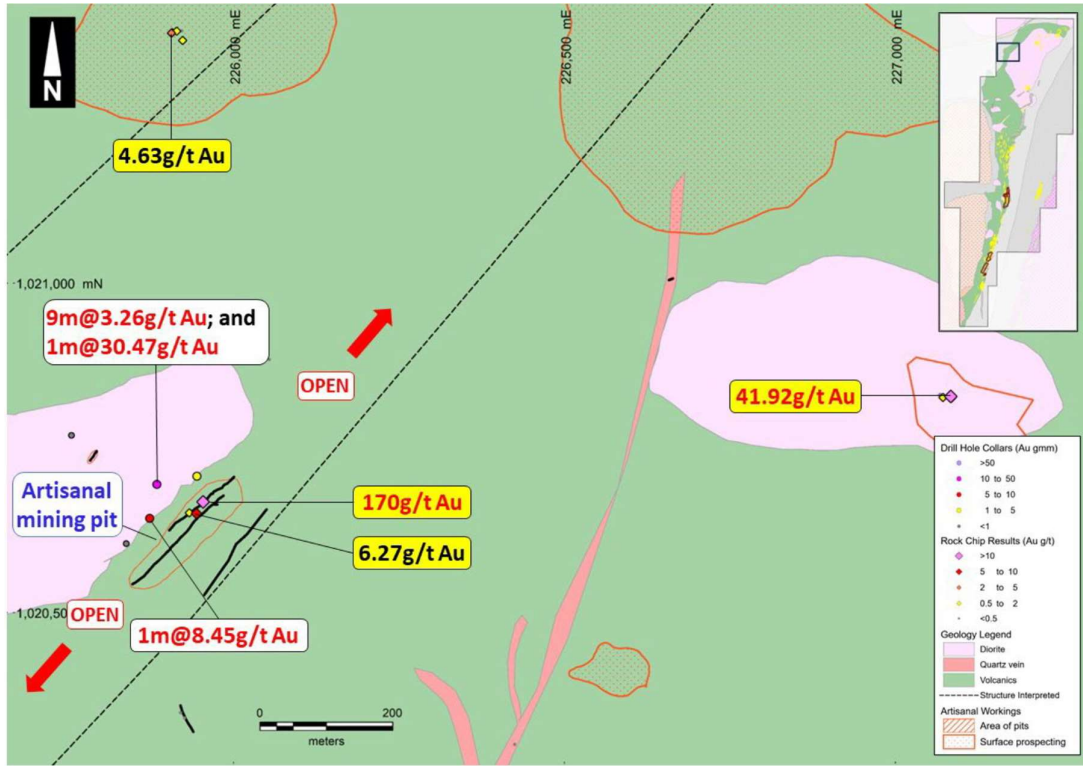


Figure 12: Location map of high-grade rock chip samples (yellow) as well as high-grade drill results (white) from previous scout drilling program¹⁴



Figure 13: Artisanal mining site which returned rock chip results up to 170g/t Au and previous drilling results up to 30g/t Au

¹⁴ Napié Project Listing Rule 5.6 Disclosure (Amended) released to the Australian Securities Exchange on 4 February 2025 and available to view on www.asx.com.au.

For personal use only

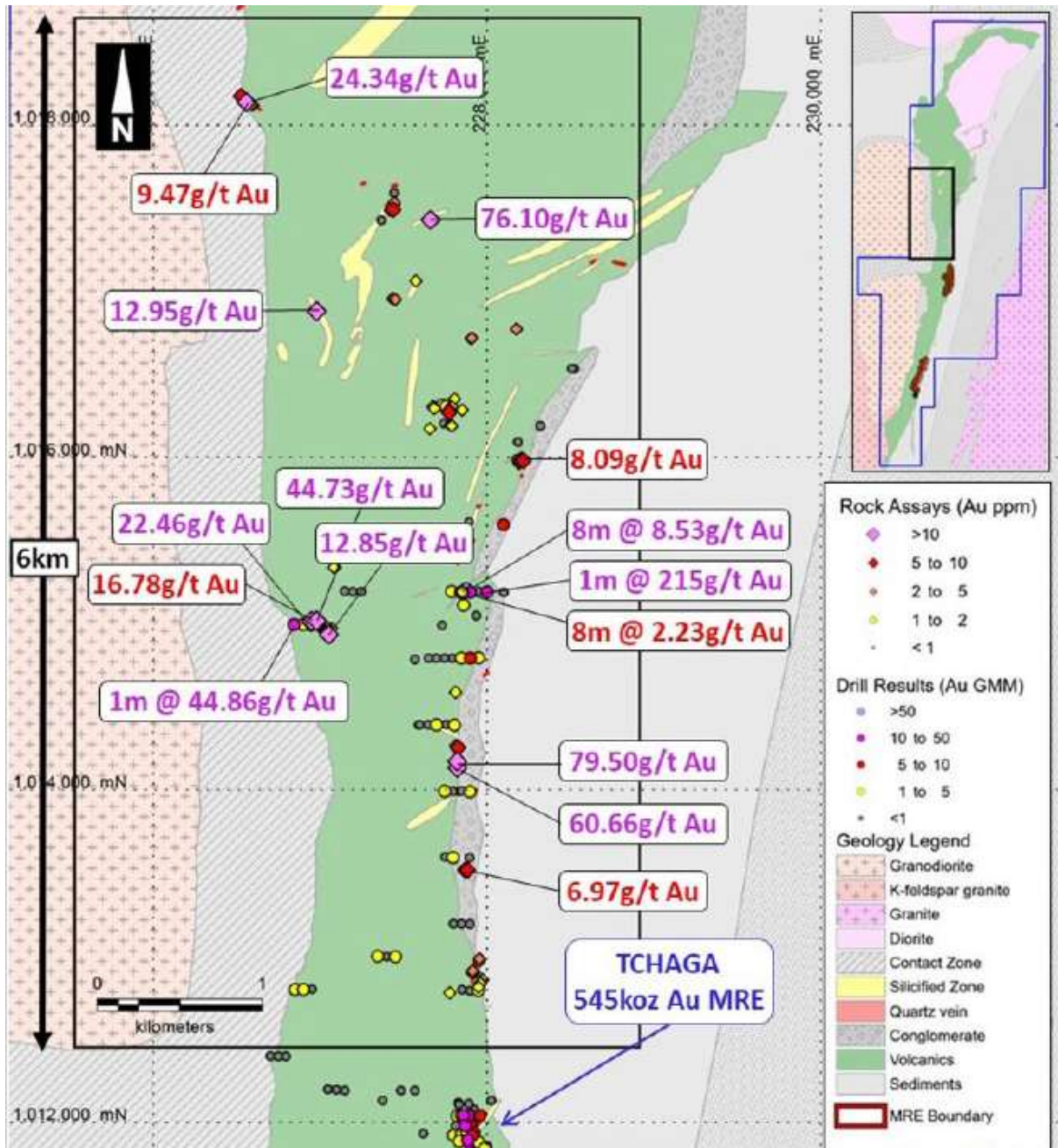


Figure 14: Tchaga North high-grade drill target¹⁵

¹⁵ Napié Project Listing Rule 5.6 Disclosure (Amended)" released to the Australian Securities Exchange on 4 February 2025 and available to view on www.asx.com.au.

Commencement of project development study for Boundiali Gold Project

During the reporting period, Aurum engaged a number of Australian based specialist consulting and engineering companies to carry out **Boundiali Pre-Feasibility Study**, due for completion by **end of CY2025**.

In late March 2025, Aurum appointed Côte D'Ivoire based environmental specialist company EnvTech to conduct environmental and social impact studies to cover six gold deposits/prospects and a central processing facility and TSF within the exploration tenements comprising the Boundiali Gold Project, and associated infrastructure:

- BDT1 deposit (on BD tenement)
- BDT2 deposit (on BD tenement)
- BDT3 prospect (on BD tenement)
- BM1 deposit (on BM tenement)
- BM3 deposit (on BM tenement)
- Nyangboue deposit (on BST tenement)
- Central processing facility and TSF (location to be selected as part of the ongoing feasibility study).

EnvTech has since carried out significant amount of baseline investigation and will be working in more specific areas in line with the Boundiali Gold Project's development and PFS.

Commenced public awareness of potential Boundiali Gold Project development proposal

During the reporting period, Aurum commenced promotion of public awareness of the potential Boundiali Gold Project development into a future large scale modern open pit mining operation and gold processing system.



Figure 15 Promotion of public and government awareness of potential Boundiali Gold Project development

For personal use only

CORPORATE

\$35.6M private placement announced in May 2025, approved by Shareholders in early July¹⁶.

In early May, Aurum launched an A\$35.6 million private placement (the "Placement") of 100 million ordinary shares at \$A0.356 (35.6c) per share. The placement was concluded on 14 July following shareholder approval of all resolutions at a General Meeting held on 8 July 2025.

The Placement comprised \$A23.89 million in cash and the issue of approximately 2.9 million fully paid common shares in TSX-listed Montage Gold Corp (TSX: MAU) ("Montage Shares")¹⁷.

Key participants in the Placement include:

- **Lundin Family and associates:** A total cash investment of A\$11.71 million, resulting in a 9.9% interest in Aurum post-Placement.
- **Zhaojin Capital Limited** (a wholly-owned subsidiary of Zhaojin Mining Industry Company Limited): A total cash investment of A\$8.19 million, increasing its interest in Aurum to 8.5% post-Placement.
- **Montage Gold Corp:** Through the issuance of approximately 2.9 million Montage Shares, resulting in a 9.9% interest in Aurum post-Placement.

This placement to highly regarded strategic investors reflects a true endorsement of the quality of Aurum's two gold projects – Boundiali and Napié – in Côte d'Ivoire, and recognition of our practical, cost effective and efficient exploration approach and fast-tracking project development strategy.

On completion of this placement and with our existing cash position, at reporting period end Aurum had funds of more than A\$46 million (unaudited), inclusive of the Montage Shares. The cash from the Placement, together with existing cash, will enable Aurum to accelerate growth of gold resources at both Boundiali and Napié. These funds will be sufficient to complete Boundiali Pre-Feasibility Study by year end, ESIA study and approval, mining exploitation licence application, and the completion of a DFS expected in H2 2026.

The proceeds from the Placement will be strategically deployed to accelerate Aurum's growth initiatives, including:

- Accelerating resource definition drilling at the 1.59Moz Boundiali Gold Project¹⁸ and exploration drilling at its newly acquired 0.87Moz Napié gold project¹⁹, both in north Côte d'Ivoire, with ten self-owned and operated diamond drill rigs.
- Completing two JORC resource updates for the 1.59Moz Boundiali gold project in CY2025.
- Completing one resource update for the 0.87Moz Napié gold project in CY2025.
- Conducting Preliminary Feasibility Study (PFS) and Definitive Feasibility Study (DFS) for the Boundiali Gold Project, with the PFS expected by year-end 2025 and DFS by H2 2026.
- Progressing mining exploitation licence applications and approvals.
- Completing environmental and social impact studies (ESIA) and obtaining ESIA approval.

¹⁶ AUE ASX Announcements dated 7 May 2025, Aurum to raise \$35.6 million from strategic investment and 8 July 2025, Results of General Meeting

¹⁷ ASX announcement 7 May 2025, Aurum to raise \$35.6 million from strategic investment

¹⁸ ASX announcement, "Aurum delivers 1.6Moz Maiden JORC Resource at Boundiali Gold Project" released on 30 December 2024 and amended on 31 December 2024 and available to view on www.asx.com.au.

¹⁹ "Napié Project Listing Rule 5.6 Disclosure (Amended)" released to the Australian Securities Exchange on 4 February 2025 and available to view on www.asx.com.au.

Completed settlement for Boundiali South Tenement acquisition and resumed diamond drilling at BST

In early April 2025, Aurum completed 100% acquisition of the Boundiali South Tenement (BST) from Turaco Gold Limited (“Turaco”) after a protocol agreement (first of its kind in Côte d’Ivoire’s mineral exploration sector) for operating in classified forest was approved by Côte d’Ivoire’s Ministry of Forest and Water, and Ministry of Mines, Petroleum and Energy.

The Company extends its sincere thanks for the efficient approval of the protocol agreement, which allows the immediate recommencement of exploration activities within the designated classified forest area at Boundiali South. This agreement is a critical step, allowing Aurum to proceed with diamond drilling on this highly prospective tenement to expand the existing gold resource and advance overall project development plans.

Further showing the project's progress, Aurum confirms that the Ministry of Mines, Petroleum and Energy, Côte d’Ivoire, has accepted its application for a mining exploitation licence covering the entirety of the BST tenement. With this key application accepted, the Company has accelerated both its exploration drill-out programs and vital development activities, such as environmental studies, aimed at confirming the potential for the gold resources at BST to support a future open-pit mining operation.

Key feature of the BST acquisition and technical merits are:

- Aurum and Turaco settled a Binding Term Sheet for Sale and Purchase of BST by issuing 3,492,535 Aurum shares valued at A\$1.2 million (\$0.343/share) using a 20-day VWAP prior to 1 April 2025.
- A protocol agreement for exploration operations in classified forest has been approved by Côte d’Ivoire’s Ministry of Forest and Water and Ministry of Mines, Petroleum and Energy.
- Aurum submitted a mining exploitation licence application over the entire BST with Côte d’Ivoire’s Ministry of Mines, Petroleum and Energy.
- Aurum commenced diamond drilling at BST during the reporting period.
- BST hosts a JORC resource of 360,000oz gold as part of Boundiali’s 1.59Moz MRE²⁰.

BST Technical Background:

Previous exploration drilling at BST has returned consistent results²¹:

- **20m @ 10.45g/t gold** from 38m (BRC0004S BIS)
- **30m @ 8.30g/t gold** from 39m (NDC007)
- **28m @ 4.04g/t gold** from 3m and **6m @ 3.29g/t gold** from 47m (BRC003)
- **9m @ 7.90g/t gold** from 99m (BRC006)
- **27m @ 2.42g/t gold** from 27m (BRC175)
- **20m @ 1.29g/t gold** from 211m (NDC016)
- **2m @ 13.57g/t gold** from 130m (NDC017).

²⁰ ASX Announcement dated 30 December 2024 and amended 31 December 2024

²¹ Predictive Discovery ASX announcements dated 23 June 2016, 25 July 2016, 8 August 2016, 17 May 2017, 29 May 2017, 27 May 2019 and Turaco Gold’s ASX Announcements dated 12 November 2021, 17 June 2022

For personal use only

For personal use only

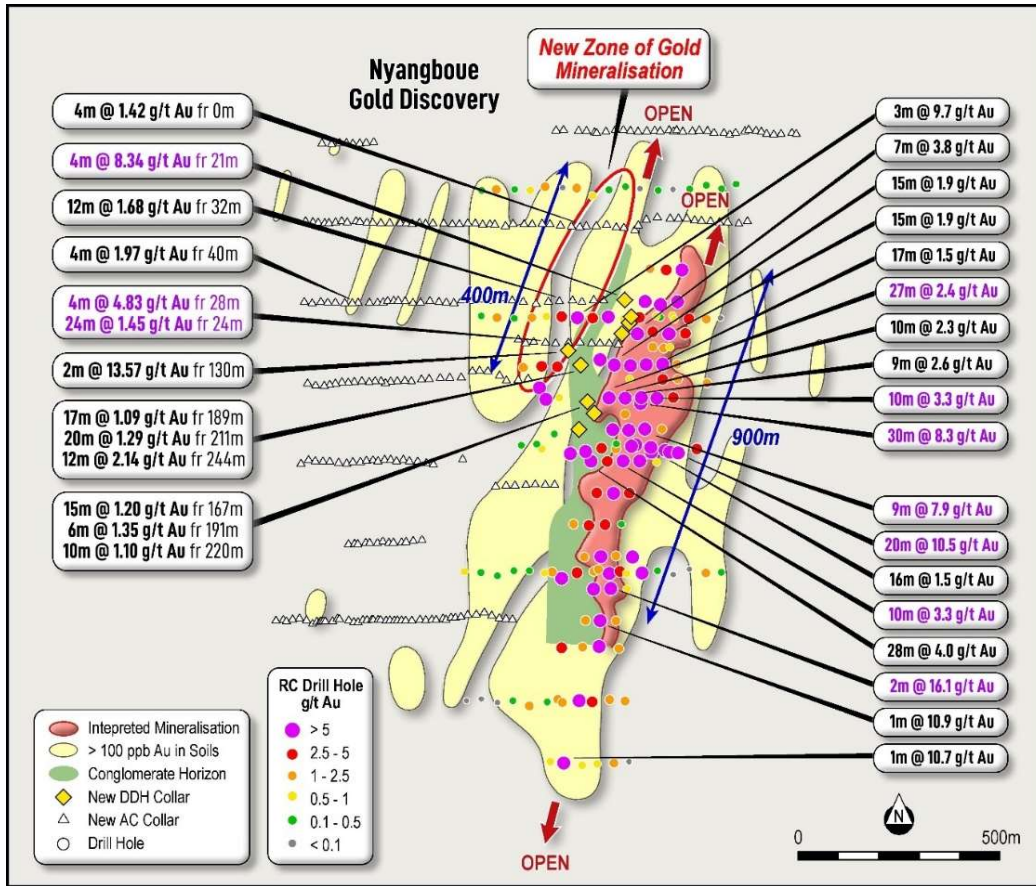


Figure 16: Nyangbou exploration drilling - plan view (BST tenement)

BST hosts a maiden JORC (2012) resource of **360koz @ 1.0g/t Au**, which was included in the maiden Boundiali MRE announced in December 2024²².

Area	Class	Oxide			Transition			Fresh			Total		
		Quantity (Mt)	Au (g/t)	Au (Oz)	Quantity (Mt)	Au (g/t)	Au (KOz)	Quantity (Mt)	Au (g/t)	Au (KOz)	Quantity (Mt)	Au (g/t)	Au (KOz)
BST	Indicated	0.8	1.1	30,000	0.7	1.2	30,000	2.4	1.0	80,000	3.9	1.1	130,000
	Inferred	0.6	1.0	20,000	1.3	1.0	40,000	5.1	1.0	160,000	7.1	1.0	220,000
	Sub Total	1.4	1.1	50,000	2.0	1.0	70,000	7.6	1.0	240,000	11.0	1.0	360,000

BST Tenement Sale and Purchase Background

Turaco Gold Limited (ACN 128 042 606), CDI Holdings (Guernsey) Ltd (a wholly owned subsidiary of Many Peaks Minerals Limited (ASX:MPK) “Many Peaks”), Predictive Discovery Côte d’Ivoire SARL (a wholly owned subsidiary of CDI Holding (Guernsey) Ltd), and Aurum Resources Limited (ACN 650 477 286) entered into a Binding Term Sheet on 18 March 2024 (Term Sheet): Tenement Sale and Purchase of Tenement PR-414 (“Boundiali South Tenement” or “BST”).

²² AUE ASX Announcement dated 30 December 2024 and amended 31 December 2024



In May 2024, Turaco subsequently completed a share sale agreement with Many Peaks to consolidate a 100% interest in CDI Holdings (Guernsey) Ltd, whereby Many Peaks agreed all future proceeds and consideration received for the sale of BST pursuant to the Term Sheet would be paid to Turaco and Predictive Discovery limited (ASX:PDI).

Over the preceding year, Aurum has worked closely with the Côte d'Ivoire Government to enable the resumption of exploration activities on this prospective gold asset. Following the execution of a protocol agreement and the submission of the mining exploitation licence, Aurum confirmed the absence of any impediments to exploration or future mining rights. Consequently, in late March 2025, Aurum formally notified Turaco that all Conditions Precedent for the acquisition of 100% of the tenement (or its replacement) had been met or waived.

In response, Turaco has elected to proceed with option (ii)B, as outlined in the Term Sheet:

(i) Cash Consideration of A\$800,000; or

(ii) Subject to the 20-day volume weighted average trading price (VWAP) of Shares at the time of election:

A. If VWAP is less than or equal to A\$0.20, 5,000,000 fully paid ordinary shares in the Purchaser (Shares) (Consideration Shares 1); or

B. If VWAP is greater than A\$0.20, Shares to the value of A\$1.2 million, calculated as A\$1.2 million divided by the 20-day VWAP for the Shares (Consideration Shares 2).

Accordingly, 3,492,535 Aurum shares valued at A\$1.2 million (\$0.343/share) using a 20-day VWAP prior to 1 April 2025 have been issued to Turaco (3,108,356 shares) and Predictive Discovery (384,179) to complete the 100% sale of BST to Aurum.

Strategic Joint Venture secured to expand Boundiali Gold Project, earning up to an 80% interest in each of two contiguous permit applications

During the reporting period, Aurum, through its wholly-owned subsidiary Plusor Global Pty Ltd, signed an agreement Côte D'Ivoire based private company Encore Resource Côte D'Ivoire Sarl to earn up to an 80% interest in each of two contiguous permit applications ("Encore JV permits") and grow the landholding at its 1.59Moz Boundiali Gold Project in Côte d'Ivoire. Highlights of this agreement are:

- Encore Project applications (No. 1740 and No. 1745) totalling nearly 320km² are strategically located between Aurum's existing BD and BST tenements and south of BM, offering growth potential for its 1.59Moz Boundiali Gold Project.
- Staged earn-in agreement aligns expenditure with milestones for each permit area.
- Aurum's Earn-in Terms (per permit area):
 - Path to 51% interest: 4,000m diamond drilling.
 - Path to 80% interest: Additional 8,000m diamond drilling (total 12,000m) OR US\$2.5 million nominal expenditure.
- Should a mining exploitation licence be granted over any part of the Encore Project and a decision to mine be made. The Project ownership for that specific mining operation will be structured as:
 - Plusor (acting for Aurum): 80%,
 - Encore Resources: 10%, and
 - Government of Côte d'Ivoire: 10%.
 - If Encore Resources elects not to contribute its pro-rata share (11.11%) of capital expenditure (CAPEX) for mine development, Plusor will fund 100%, and Encore Resources' interest in that specific mine will fall to 5% (with Plusor's interest increasing to 85%).

- All-scrip consideration to Vendor (Encore Resources Côte d'Ivoire SARL):
 - Options: 4 million AUE options (2 million per permit application) exercisable at 110% of five-day VWAP.
 - Shares on Grant: 4 million AUE shares (2 million per permit) for a 30% interest in each granted exploration licence.
 - Resource Milestones: Up to 8 million AUE shares (1 million shares per 250,000 oz JORC Inferred, Indicated or Measured resource, capped at 4 million shares per permit area).

Aurum, through Plusor, has been working closely with Encore Resources to facilitate the grant of the exploration licences for both permit applications. Once secured, Aurum will commence planning initial exploration programs, including diamond drilling, and execute these on each licence area to meet the earn-in milestones.

Company cash position

Aurum had a cash position of \$46.9M (unaudited) inclusive of cash (end of June cash and May 2025 placement proceeds) and Montage shares.

ASX Listing Rule 5.3.1

Exploration and Evaluation during the quarter was \$4.3 million. Exploration and evaluation during the quarter largely comprised of costs associated with the drilling program at the Boundiali Gold Project.

ASX Listing Rule 5.3.2

There were no substantive mining production and development activities during the quarter.

ASX Listing Rule 5.3.5

The information as required by ASX Listing Rule 5.3.5 regarding payments to related parties of the entity and their associates is \$83,000.

Tenement Table: ASX Listing Rule 5.3.3

Mining tenement interests held at the end of the quarter and their location.

Tenement	Registered Holder/Applicant	Permit Status	Grant Date (Application Date)	Expiry Date	Area (km ²)	Blocks	Interest/ Contractual Rights)
Côte D'Ivoire							
PR0808	DS Resources Joint Venture Company	In renewal	17/01/2018	16/01/2025	259.8	na	80%
PR-893	Mines West Africa	Live	19/01/2022	18/01/2026	399.95	na	80%
0781DMICM	Predictive Discovery Côte D'Ivoire	In application for mining licence	10/03/2025		167.36	na	100%
0304DMICM	Mako Côte D'Ivoire	In application for exploration licence	19/06/2024		236.49	na	90%
PR0862	Mako Côte D'Ivoire	Live	29/07/2020	28/07/2027	138.09	na	100%
PR0867	Mako Côte D'Ivoire	In renewal	25/11/2020	24/11/2024	111.33	na	100%
PR0966	Mako Côte D'Ivoire	Live	15/01/2025	14/01/2029	398.39	na	100%

For personal use only



The mining tenements relinquished during the quarter and their location - None

The mining tenement interests acquired during the quarter and their location - None

Beneficial percentage interests held in farm-in or farm-out agreements at the end of the quarter –PlusOr Global Pty Ltd who have a 80% interest with up to 88% earn-in with DS Resource JV Company and a 80% interest with up to ~88% earn-in with Minex West Africa.

Beneficial percentage interests held in farm-in or farm-out agreements acquired or disposed of during - N/A

ASX Listing Rule 5.3.4: N/A

This update has been authorised by the Board of Aurum Resources Limited.

ENDS

For personal use only

FORWARD-LOOKING STATEMENTS

This ASX release contains forward-looking statements about Aurum Resources Limited's exploration activities, drilling programs, and potential Mineral Resource Estimate at the Boundiali and Napié Gold Projects. These statements are based on current expectations and are subject to risks and uncertainties inherent in mineral exploration and mining. Factors that could cause actual results to differ materially include exploration risks, drilling results, resource estimation, gold prices, operational risks, regulatory changes, and broader economic conditions. Investors should not place undue reliance on these forward-looking statements.

COMPETENT PERSON'S STATEMENT

The information in this release that relates to Exploration Targets and Exploration Results is based on information compiled by Mr Mark Strizek, a Competent Person who is a Member of The Australasian Institute of Mining and Metallurgy. Mr Strizek has been a non-executive Director of the Company since 1 February 2024 and joined as an executive Director on 1 June 2024. Mr Strizek has sufficient experience that is relevant to the style of mineralisation and type of deposit under consideration and to the activity being undertaking to qualify as a Competent Person as defined in the 2012 edition of the "Australasian Code for Reporting of Exploration Results, Mineral Resources and Ore Reserves". Mr Strizek consents to the inclusion in the announcement of the matters based on his information in the form and context in which it appears. Additionally, Mr Strizek confirms that the entity is not aware of any new information or data that materially affects the information contained in the ASX releases referred to in this presentation.

COMPLIANCE STATEMENT

The information in this report that relates to Boundiali Mineral Resources is extracted from the announcement "Aurum delivers 1.6Moz Maiden JORC Resource at Boundiali Gold Project" released to the Australian Securities Exchange on 30 December 2024 and amended on 31 December 2024 and available to view on www.asx.com.au. The Company confirms that it is not aware of any new information or data that materially affects the information included in the original market announcement and, in the case of estimates of Mineral Resources, that all material assumptions and technical parameters underpinning the estimates in the relevant market announcement continue to apply and have not materially changed. The Company confirms that the form and context in which the Competent Person's findings are presented have not been materially modified from the original market announcement.

The information in this report that relates to Napié Mineral Resources is extracted from the announcement "Napié Project Listing Rule 5.6 disclosure" released to the Australian Securities Exchange on 4 February 2025 and available to view on www.asx.com.au. The Company confirms that it is not aware of any new information or data that materially affects the information included in the original market announcement and, in the case of estimates of Mineral Resources, that all material assumptions and technical parameters underpinning the estimates in the relevant market announcement continue to apply and have not materially changed. The Company confirms that the form and context in which the Competent Person's findings are presented have not been materially modified from the original market announcement.

This report contains information extracted from ASX market announcements reported in accordance with the 2012 edition of the "Australasian Code for Reporting of Exploration Results, Mineral Resources and Ore Reserves" ("2012 JORC Code") and available for viewing at www.asx.com.au and includes results reported previously and published on ASX platform:

27 June 2025, Aurum commenced 30,000m diamond drilling at Napié (ASX:AUE)
 17 June 2025, AUE hits 66m @ 1.07g/t gold from 33m @ Boundiali BD tenement (ASX:AUE)
 27 May 25, AUE expands Boundiali Gold Project exploration ground (ASX:AUE)
 21 May 25, AUE hits 34m @ 2.32g/t gold from 56m @ Boundiali BD tenement (ASX:AUE)
 13 May 25, Assay Results at Boundiali BM Tenement (Amended) (ASX:AUE)
 13 May 25, Aurum hits 73.10 g/t gold at Boundiali BM tenement (ASX:AUE)
 07 May 2025, Aurum to raise \$35.6 million from strategic investment (ASX:AUE)
 16 Apr 2025, AUE hits 89m @ 2.42 g/t gold at 1.59Moz Boundiali Project (ASX:AUE)
 08 Apr 2025, AUE to start diamond drilling at Boundiali South tenement (ASX:AUE)
 31 Mar 2025, AUE to commence environmental study - Boundiali Gold Project (ASX:AUE)
 27 Mar 2025, Aurum hits 83m@4.87 g/t Au at 1.59Moz Boundiali Project (ASX:AUE)
 19 Mar 2025, Hits 4m at 54.64 g/t Au outside 1.59Moz Boundiali MRE area (ASX:AUE)
 14 Mar 2025, Half Yearly Report and Accounts (ASX:AUE)
 7 Mar 25, Investor Presentation March 2025 (ASX:AUE)
 6 Mar 25, AUE Completes Acquisition of Mako Gold Limited (ASX:AUE)
 27 Feb 25, 12m at 22.02g/t from 145m outside 1.59Moz Boundiali MRE area (ASX:AUE)
 21 Feb 2025, 8m at 8.23g/t from 65m outside 1.59Moz Boundiali MRE area (ASX:AUE)
 4 Feb 2025, Napié Project Listing Rule 5.6 Disclosure (Amended) (ASX:AUE)
 3 Feb 2025, Mako Takeover Offer Closes (ASX:AUE)
 31 Jan 2025, Drill Collar Table Addendum (ASX:AUE)
 31 Jan 2025, Change in substantial holding for MKG (ASX:AUE)
 31 Jan 2025, Quarterly Activities/Appendix 5B Cash Flow Report (ASX:AUE)
 30 Jan 2025, Aurum hits 150 g/t gold at Boundiali, Côte d'Ivoire (ASX:AUE)
 29 Jan 2025, MKG - Suspension of Trading and Delisting From ASX (ASX:AUE)
 24 Jan 2025, Compulsory Acquisition Notice Mako Takeover (ASX:AUE)
 24 Jan 2025, Non-Binding MoU with SANY Heavy Equipment Co (ASX:AUE)
 23 Jan 2025, Change in substantial holding for MKG (ASX:AUE)
 9 Jan 2025, Best and Final offer for Mako Gold Limited (ASX:AUE)
 31 Dec 2024, Boundiali Project Maiden Resource delivers 1.6 Moz (amended) (ASX:AUE)
 30 Dec 2024, Boundiali Gold Project Maiden Resource delivers 1.6 Moz (ASX:AUE)
 24 Dec 2024, Change in substantial holding for MKG (ASX:AUE)
 23 Dec 2024, AUE achieves in excess of 95% gold recoveries from Boundiali (ASX:AUE)
 18 Dec 2024, Aurum hits 277 g/t gold at Boundiali BM Target 3
 13 Dec 2024, Change of Directors and Addition of Joint Company Secretary (ASX:AUE & ASX:MKG)

For personal use only



6 Dec 2024, AUE receives firm commitments for A\$10 million placement (ASX:AUE)
29 Nov 2024, Aurum earns 80% interest in Boundiali BM tenement (ASX:AUE)
28 Nov 2024, AUE appoints Mr. Steve Zaninovich as Non-Executive Director (ASX:AUE)
22 Nov 2024, AUE Declares Takeover Offer for all MKG Shares Unconditional (ASX:AUE)
15 Nov 2024, Supplementary Bidders Statement (ASX:AUE)
11 Nov 2024, Aurum hits 36 g/t gold at BM T1 of 2.5km strike (ASX:AUE)
30 Oct 2024, Bidders Statement (ASX:AUE)
16 Oct 2024, Recommended Takeover of Mako Gold By Aurum Resources (ASX:AUE)
09 Sep 2024, Aurum earns 51% interest in Boundiali BM tenement (ASX:AUE)
05 Sep 2024, AUE hits 40m at 1.03 g/t gold at Boundiali BD Target 1 (ASX:AUE)
03 Sep 2024, Boundiali South Exploration Licence Renewed (ASX:AUE)
07 Aug 2024, Aurum to advance met studies for Boundiali Gold Project (ASX:AUE)
22 July 2024, Prelim metallurgical tests deliver up to 99% gold recovery (ASX:AUE)
17 June 2024, Aurum hits 69m at 1.05 g/t gold at Boundiali BD Target 1 (ASX:AUE)
28 May 2024, AUE hits 163 g/t gold in 12m @ 14.56 g/t gold at BD Target 1 (ASX:AUE)
24 May 2024, Aurum hits 74m @ 1.0 g/t gold at Boundiali BD Target 2 (ASX:AUE)
15 May 2024, Aurum expands Boundiali Gold Project footprint (ASX:AUE)
10 May 2024, AUE hits 90m @ 1.16 g/t gold at Boundiali BD Target 1 (ASX:AUE)
01 May 2024, Aurum Appoints Country Manager in Côte d'Ivoire (ASX:AUE)
23 April 2024, AUE drilling hits up to 45 g/t gold at Boundiali BD Target 2 (ASX:AUE)
19 March 2024, AUE signs binding term sheet for 100% of Boundiali South (ASX:AUE)
12 March 2024, AUE hits 73m at 2.15g/t incl 1m at 72g/t gold at Boundiali (ASX:AUE)
01 March 2024, Aurum hits 4m at 22 g/t gold in Boundiali diamond drilling (ASX:AUE)
22 January 2024, Aurum hits shallow, wide gold intercepts at Boundiali, Côte d'Ivoire (ASX:AUE)
21 December 2023, Rapid Drilling at Boundiali Gold Project (ASX:AUE)
21 November 2023, AUE Acquisition Presentation (ASX:AUE)
21 June 2021, Notice of General Meeting/Proxy Form (MSR.ASX)
21 May 2021, PlusOr to Acquire 6194 sq kms Ground Position in Côte d'Ivoire (MSR.ASX)
22 August 2019, Boundiali RC Drill Results Continue to Impress (PDI.ASX)
15 July 2019, RC, Trench Results Grow Boundiali Potential in Côte D'Ivoire (PDI.ASX)
27 May 2019, New Drill Results Strengthen Boundiali Project Côte D'Ivoire (PDI.ASX)
16 January 2019, PDI-Toro JV Sharpens Focus with Major Drilling Program (PDI.ASX)
26 November 2018, Boundiali North - Large Coherent Gold Anomalies in 14km Zone (PDI.ASX)

The Company confirms that it is not aware of any new information or data that materially affects the information included in the previous announcements.

For personal use only

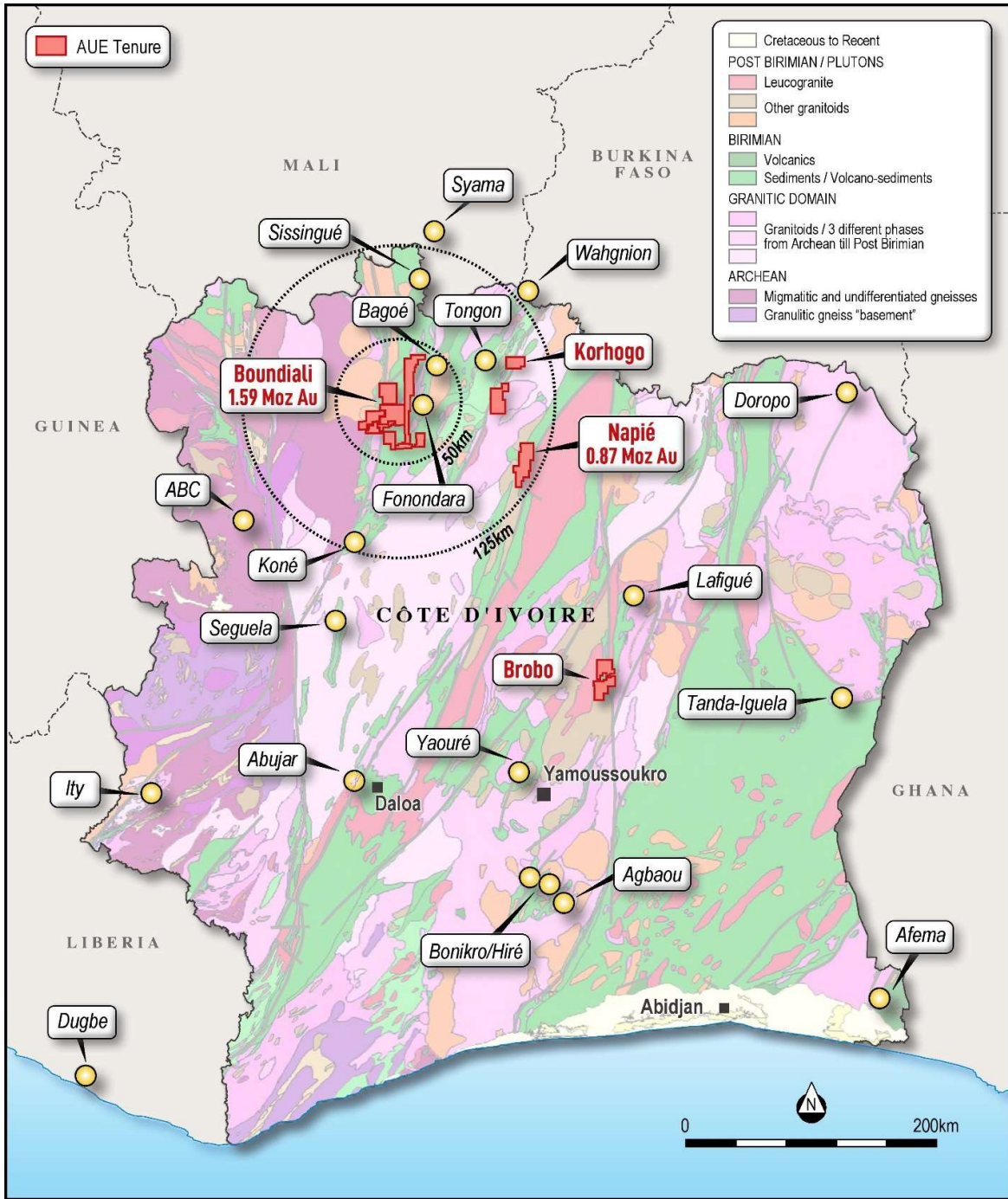



Figure 17: Location of Aurum's projects in Côte d'Ivoire



aurum resources

For personal use only

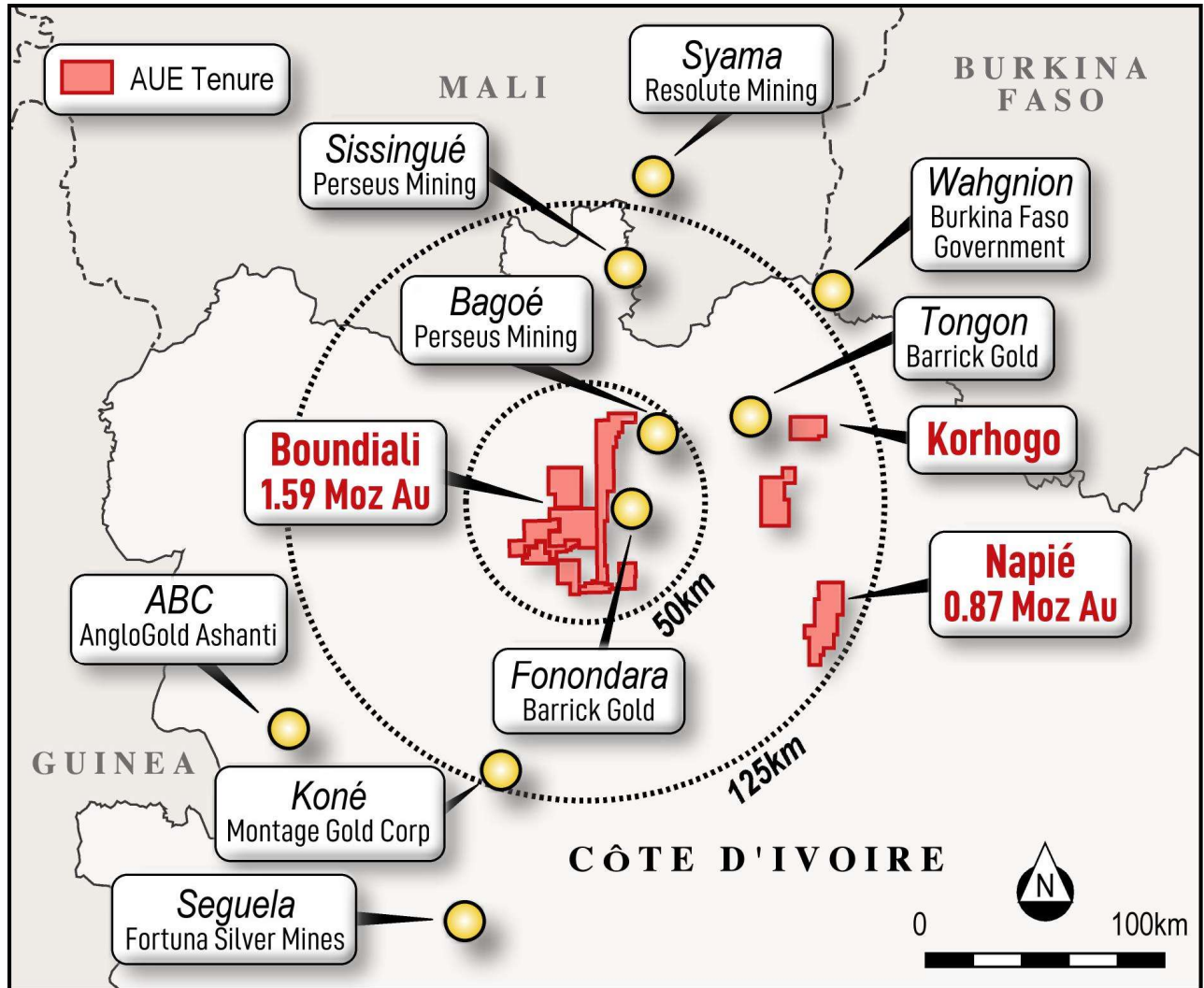



Figure 18: Location of Aurum's Boundiali and Napié gold projects in Côte d'Ivoire



aurum resources

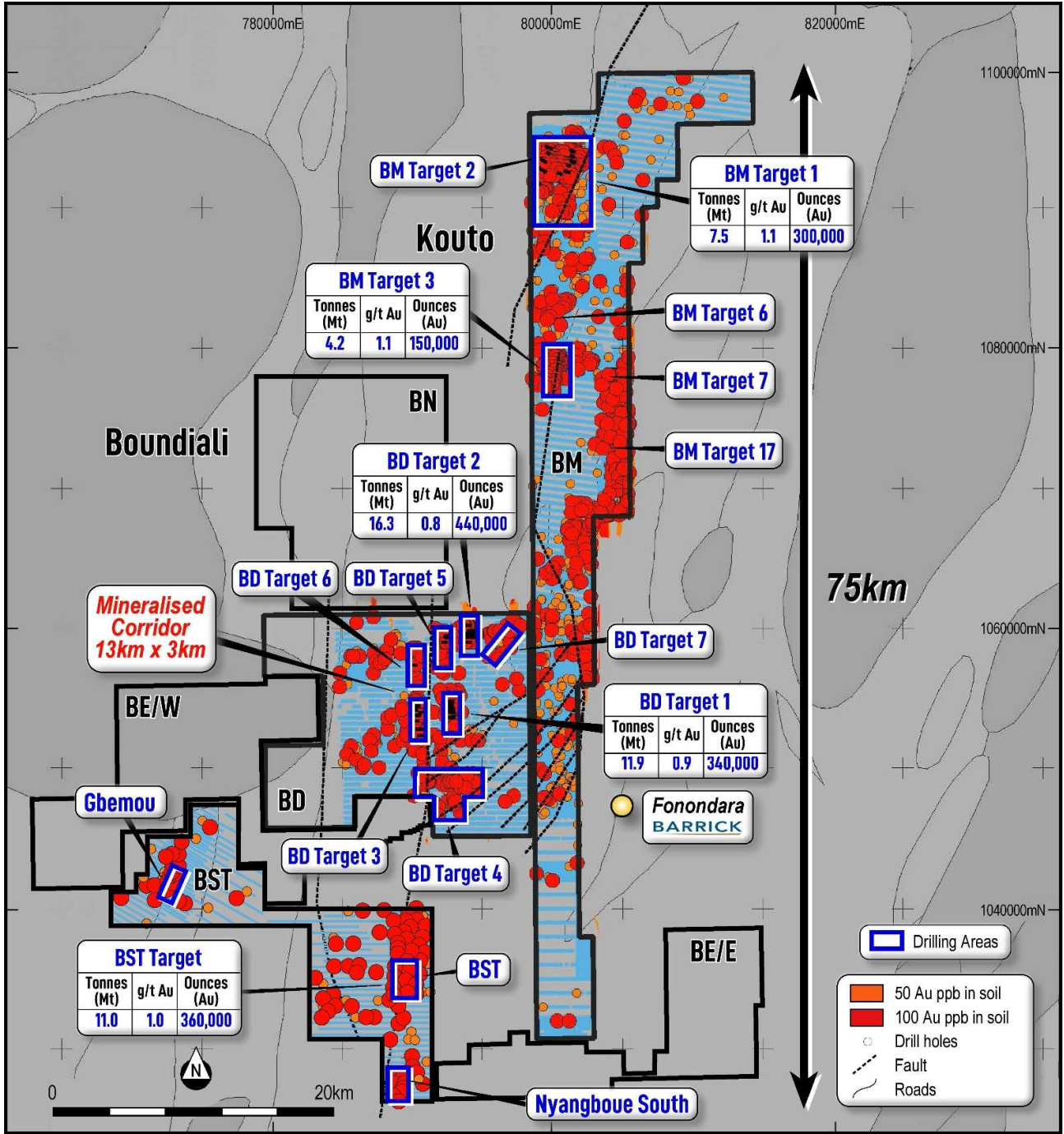


Figure 19: Aurum's Boundiali Gold Project

For personal use only

About Aurum

Aurum Resources (ASX:AUE) is an Australian based gold exploration company focused on discovery and development of major gold projects in Côte d'Ivoire, West Africa. Aurum has 2.47Moz gold resources coming from two gold projects, the 1.59Moz Boundiali Gold Project and the 0.87Moz Napié Gold Project. Aurum owns and runs eight (8) diamond drill rigs allowing it to explore faster and more cost effectively than its peers.

Statement of Boundiali Mineral Resources by Deposit as at 29 December 2024. Reported at 0.5 g/t Au cut off within pit shells; and 1.0 g/t Au cut off below the pit shells²³

Area	Class	Oxide			Transition			Fresh			Total		
		Quantity (Mt)	Au (g/t)	Au (Oz)	Quantity (Mt)	Au (g/t)	Au (KOz)	Quantity (Mt)	Au (g/t)	Au (KOz)	Quantity (Mt)	Au (g/t)	Au (KOz)
BST	Indicated	0.8	1.1	30,000	0.7	1.2	30,000	2.4	1.0	80,000	3.9	1.1	130,000
	Inferred	0.6	1.0	20,000	1.3	1.0	40,000	5.1	1.0	160,000	7.1	1.0	220,000
	Sub Total	1.4	1.1	50,000	2.0	1.0	70,000	7.6	1.0	240,000	11.0	1.0	360,000
BDT1	Indicated												
	Inferred	0.8	0.9	20,000	0.3	0.9	10,000	10.8	0.9	310,000	11.9	0.9	340,000
	Sub Total	0.8	0.9	20,000	0.3	0.9	10,000	10.8	0.9	310,000	11.9	0.9	340,000
BDT2	Indicated												
	Inferred	0.1	0.8	3,000	2.1	0.8	60,000	14.1	0.8	380,000	16.3	0.8	440,000
	Sub Total	0.1	0.8	3,000	2.1	0.8	60,000	14.1	0.8	380,000	16.3	0.8	440,000
BMT1	Indicated												
	Inferred	0.3	1.0	10,000	0.1	1.0	3,000	7.1	1.3	288,000	7.5	1.2	300,000
	Sub Total	0.3	1.0	10,000	0.1	1.0	3,000	7.1	1.3	288,000	7.5	1.2	300,000
BMT3	Indicated												
	Inferred	0.2	1.1	10,000	0.3	1.1	10,000	3.8	1.1	130,000	4.2	1.1	150,000
	Sub Total	0.2	1.1	10,000	0.3	1.1	10,000	3.8	1.1	130,000	4.2	1.1	150,000
All	Indicated	0.8	1.2	30,000	0.7	1.3	30,000	2.4	1.0	80,000	3.9	1.0	130,000
	Inferred	2.0	1.0	60,000	4.1	0.9	120,000	40.8	1.0	1,270,000	47.0	1.0	1,450,000
	Total	2.8	1.0	90,000	4.8	1.0	150,000	43.3	1.0	1,350,000	50.9	1.0	1,590,000

Napié Mineral Resource Estimate; On 14 June 2022, a maiden Mineral Resource Estimate was reported in accordance with JORC (2012) comprising two deposits, Tchaga and Gogbala.²⁴

Deposit	Category	Tonnes (Mt)	Grade (g/t Au)	Au (koz)
Tchaga	Inferred	14.6	1.16	545
Gogbala	Inferred	7.8	1.29	323
Global Resource	Total	22.5	1.20	868

Resources reported at a cut-off grade of 0.6g/t gold. Differences may occur in totals due to rounding.

²³ "Aurum delivers 1.6Moz Maiden JORC Resource at Boundiali Gold Project" released to the Australian Securities Exchange on 30 December 2024 and amended on 31 December 2024 and available to view on www.asx.com.au.

²⁴ "Napié Project Listing Rule 5.6 Disclosure (Amended)" released to the Australian Securities Exchange on 4 February 2025 and available to view on www.asx.com.au.

Boundiali Gold Project (1.59Moz)

The flagship 1.59Moz Boundiali Gold Project is comprised of four neighbouring exploration tenements and is located within the same greenstone belt as Resolute's large Syama (11.5Moz) gold mine and Perseus' Sissingué (1.4 Moz) gold mine to the north and Montage Gold's 4.5Moz Koné project located to the south. Barrick's Tongon mine (5.0Moz) is located to the northeast (Figure 17 and Figure 18):

- 1) Boundiali Minex Tenement PR0893 ("BM"), 400km², holder Minex West Africa, of which Aurum holds 80% (through its fully owned subsidiary Plusor Global Pty Ltd "Plusor") and can hold interest of between 80-88% in a mining licence.
- 2) Boundiali DS tenement PR808 ("BD"), 260km², holder DS Resources Joint Venture Company, of which Aurum is 80% share capital owner through its fully owned subsidiary Plusor.
- 3) Boundiali South tenement ("BST") 100%, 167.34km² is located directly south of Aurum's BD and BM tenement. Application for mining exploitation licence was lodged with the Ministry of Mines, Petroleum and Energy in March 2025.
- 4) Boundiali North tenement PR283 ("BN"), 208.87km², under renewal, Aurum to earn up to 70% interest through its wholly owned subsidiary Plusor.

BM gold project JV 80% interest

- Can earn 80-88% interest in future gold production company (Government gets 10% free carry from local partner):
 - 80% if local partner contributes 11% capex
 - 85% if local partner does not contribute capex – they go to 5% free carry
 - 88% if local partner sells us 3% of their interest they go to 2% free carry

BD gold project JV 80% interest

- Can earn 80-88% interest in future gold production company (Government gets 10% free carry from local partner):
 - 80% if local partner contributes 11% capex
 - 85% if local partner does not contribute capex – they go to 5% free carry
 - 88% if local partner sells us 3% of their interest they go to 2% free carry

BST gold project 100% interest

- *Application for mining exploitation licence was lodged with the Ministry of Mines, Petroleum and Energy in March 2025.*
- 90% interest in future gold production company (Government get 10% free carry from Aurum interest)

BN gold project JV

Aurum is earning interest through carrying out exploration to earn 70% interest in three stages:

- Stage 1: Aurum earns 35% interest by spending USD 1.2 million within 36 months of license grant
- Stage 2: Aurum earns 51% interest by spending USD 2.5 million within 60 months of license grant



- Stage 3: Aurum earns 70% interest upon completion of a pre-feasibility study on the tenement.
- Diamond drilling conducted by Aurum will be valued at US\$140 per meter for expenditure calculations
- Upon grant of a mining exploitation license, the ownership structure will be: Aurum (70%), GNRR (20%), Ivorian Government (10%)

Encore JV Project

- Applications (No. 1740 and No. 1745) totalling nearly 320km² are strategically located between Aurum's existing BD and BST tenements and south of BM, offering growth potential for its 1.59Moz Boundiali Gold Project.
- Staged earn-in agreement aligns expenditure with milestones for each permit area:
 - Path to 51% interest: 4,000m diamond drilling.
 - Path to 80% interest: Additional 8,000m diamond drilling (total 12,000m) OR US\$2.5 million nominal expenditure.

Mako Gold

Wholly owned subsidiary of Aurum and holds the following projects:

- 0.87Moz Napié Gold Project. 90% Mako and African American Investment Fund (AAIF) has a 10% interest in the Napié Project free carried to completion of a feasibility study.
- Korhogo Project (100%), significant manganese discovery
- Brobo Project (100%), prospective for lithium/rare earths.

Appendix 5B

Mining exploration entity or oil and gas exploration entity quarterly cash flow report

Name of entity

Aurum Resources Limited

ABN

17 650 477 286

Quarter ended ("current quarter")

30 June 2025

Consolidated statement of cash flows	Current quarter \$A'000	Year to date (12 months) \$A'000
1. Cash flows from operating activities		
1.1 Receipts from customers		
1.2 Payments for		
(a) exploration & evaluation	-	(20)
(b) development	-	-
(c) production	-	-
(d) staff costs	(31)	(173)
(e) administration and corporate costs	(427)	(3,123)
1.3 Dividends received (see note 3)	-	-
1.4 Interest received	33	307
1.5 Interest and other costs of finance paid	-	(1)
1.6 Income taxes paid	-	-
1.7 Government grants and tax incentives	-	-
1.8 Other (provide details if material)	-	-
1.9 Net cash from / (used in) operating activities	(425)	(3,010)

2. Cash flows from investing activities		
2.1 Payments to acquire or for:		
(a) entities	105	(5,490)
(b) tenements	-	-
(c) property, plant and equipment	(292)	(2,611)
(d) exploration & evaluation	(4,346)	(13,849)
(e) investments	-	(51)
(f) other non-current assets	-	-

Mining exploration entity or oil and gas exploration entity quarterly cash flow report

Consolidated statement of cash flows		Current quarter \$A'000	Year to date (12 months) \$A'000
2.2	Proceeds from the disposal of:	-	-
	(a) entities		
	(b) tenements	-	60
	(c) property, plant and equipment	-	-
	(d) investments	-	-
	(e) other non-current assets	-	-
2.3	Cash flows from loans to other entities	-	(160)
2.4	Dividends received (see note 3)	-	-
2.5	Other (provide details if material)	-	141
2.6	Net cash from / (used in) investing activities	(4,533)	(21,961)

3.	Cash flows from financing activities		
3.1	Proceeds from issues of equity securities (excluding convertible debt securities)	904	23,378
3.2	Proceeds from issue of convertible debt securities	-	-
3.3	Proceeds from exercise of options	167	567
3.4	Transaction costs related to issues of equity securities or convertible debt securities	-	(1,211)
3.5	Proceeds from borrowings	-	-
3.6	Repayment of borrowings	-	-
3.7	Transaction costs related to loans and borrowings	-	-
3.8	Dividends paid	-	-
3.9	Other (Principle elements of lease payments)	(17)	(29)
3.10	Net cash from / (used in) financing activities	1,054	22,705

4.	Net increase / (decrease) in cash and cash equivalents for the period		
4.1	Cash and cash equivalents at beginning of period	12,453	10,815
4.2	Net cash from / (used in) operating activities (item 1.9 above)	(425)	(3,010)
4.3	Net cash from / (used in) investing activities (item 2.6 above)	(4,533)	(21,961)

Mining exploration entity or oil and gas exploration entity quarterly cash flow report

Consolidated statement of cash flows		Current quarter \$A'000	Year to date (12 months) \$A'000
4.4	Net cash from / (used in) financing activities (item 3.10 above)	1,054	22,705
4.5	Effect of movement in exchange rates on cash held	4	4
4.6	Cash and cash equivalents at end of period	8,553	8,553

5.	Reconciliation of cash and cash equivalents at the end of the quarter (as shown in the consolidated statement of cash flows) to the related items in the accounts	Current quarter \$A'000	Previous quarter \$A'000
5.1	Bank balances	2,533	6,438
5.2	Call deposits	6,020	6,015
5.3	Bank overdrafts	-	-
5.4	Other (provide details)	-	-
5.5	Cash and cash equivalents at end of quarter (should equal item 4.6 above)	8,553	12,453

6.	Payments to related parties of the entity and their associates	Current quarter \$A'000
6.1	Aggregate amount of payments to related parties and their associates included in item 1	(83)
6.2	Aggregate amount of payments to related parties and their associates included in item 2	-
6.1	Fees paid to Directors and/or Director related entities for Director fees and Geological consulting services.	

For personal use only

Mining exploration entity or oil and gas exploration entity quarterly cash flow report

7. Financing facilities <i>Note: the term "facility" includes all forms of financing arrangements available to the entity. Add notes as necessary for an understanding of the sources of finance available to the entity.</i>	Total facility amount at quarter end \$A'000	Amount drawn at quarter end \$A'000
7.1 Loan facilities	-	-
7.2 Credit standby arrangements	-	-
7.3 Other (please specify)	-	-
7.4 Total financing facilities	-	-
7.5 Unused financing facilities available at quarter end		-
7.6 Include in the box below a description of each facility above, including the lender, interest rate, maturity date and whether it is secured or unsecured. If any additional financing facilities have been entered into or are proposed to be entered into after quarter end, include a note providing details of those facilities as well.	N/A	

8. Estimated cash available for future operating activities	\$A'000
8.1 Net cash from / (used in) operating activities (item 1.9)	(424)
8.2 Payments for exploration & evaluation classified as investing activities) (item 2.1(d))	(4,346)
8.3 Total relevant outgoings (item 8.1 + item 8.2)	(4,802)
8.4 Cash and cash equivalents at quarter end (item 4.6)	8,553
8.5 Unused finance facilities available at quarter end (item 7.5)	-
8.6 Total available funding (item 8.4 + item 8.5)	8,521
8.7 Estimated quarters of funding available (item 8.6 divided by item 8.3)	1.79
<i>Note: if the entity has reported positive relevant outgoings (ie a net cash inflow) in item 8.3, answer item 8.7 as "N/A". Otherwise, a figure for the estimated quarters of funding available must be included in item 8.7.</i>	
8.8 If item 8.7 is less than 2 quarters, please provide answers to the following questions:	
8.8.1 Does the entity expect that it will continue to have the current level of net operating cash flows for the time being and, if not, why not?	
Answer: Yes, Subsequent to quarter end the company completed a \$35.6m placement raising	
8.8.2 Has the entity taken any steps, or does it propose to take any steps, to raise further cash to fund its operations and, if so, what are those steps and how likely does it believe that they will be successful?	
Answer: Yes, Subsequent to quarter end the company completed a \$35.6m placement raising	

Mining exploration entity or oil and gas exploration entity quarterly cash flow report

8.8.3 Does the entity expect to be able to continue its operations and to meet its business objectives and, if so, on what basis?

Answer: Yes, Refer comments above

Note: where item 8.7 is less than 2 quarters, all of questions 8.8.1, 8.8.2 and 8.8.3 above must be answered.

Compliance statement

- 1 This statement has been prepared in accordance with accounting standards and policies which comply with Listing Rule 19.11A.
- 2 This statement gives a true and fair view of the matters disclosed.

Date: 23 July 2025

Authorised by: The Board of Aurum Resources Limited
(Name of body or officer authorising release – see note 4)

Notes

1. This quarterly cash flow report and the accompanying activity report provide a basis for informing the market about the entity's activities for the past quarter, how they have been financed and the effect this has had on its cash position. An entity that wishes to disclose additional information over and above the minimum required under the Listing Rules is encouraged to do so.
2. If this quarterly cash flow report has been prepared in accordance with Australian Accounting Standards, the definitions in, and provisions of, *AASB 6: Exploration for and Evaluation of Mineral Resources* and *AASB 107: Statement of Cash Flows* apply to this report. If this quarterly cash flow report has been prepared in accordance with other accounting standards agreed by ASX pursuant to Listing Rule 19.11A, the corresponding equivalent standards apply to this report.
3. Dividends received may be classified either as cash flows from operating activities or cash flows from investing activities, depending on the accounting policy of the entity.
4. If this report has been authorised for release to the market by your board of directors, you can insert here: "By the board". If it has been authorised for release to the market by a committee of your board of directors, you can insert here: "By the [name of board committee – eg Audit and Risk Committee]". If it has been authorised for release to the market by a disclosure committee, you can insert here: "By the Disclosure Committee".
5. If this report has been authorised for release to the market by your board of directors and you wish to hold yourself out as complying with recommendation 4.2 of the ASX Corporate Governance Council's *Corporate Governance Principles and Recommendations*, the board should have received a declaration from its CEO and CFO that, in their opinion, the financial records of the entity have been properly maintained, that this report complies with the appropriate accounting standards and gives a true and fair view of the cash flows of the entity, and that their opinion has been formed on the basis of a sound system of risk management and internal control which is operating effectively.