



MATSA
RESOURCES

Corporate Presentation

Gold Production Commenced

Noosa Mining Investor Conference | 23-25 July, 2025

ASX:MAT

Investors only

Matsa Corporate Overview



DIRECTORS



Paul Poli
Executive Chairman

Mr Poli is a CPA with over 34 years of business and corporate experience. He founded Matsa Resources and has spearheaded M&A deals with Panoramic, Bulletin, Westgold, Pantoro and IGO



Pascal Blampain
Executive Director

Mr Blampain is a geologist with over 28 years experience across Australia and Papua New Guinea having held senior positions with global miners including Barrick Gold and Goldfields Australia



Andrew Chapman
Executive Director & Company Secretary

Mr Chapman is a chartered accountant with over 30 years experience in publicly listed companies in the mineral resources, oil and gas and technology sectors



Ratha Kheowkhamsaeng
Thailand subsidiary Managing Director

Mr Kheowkhamsaeng holds a BA (USA) and has 25 years management experience. He is a former director of 5 Thai and Thai/Japanese companies and brings extensive experience in law, culture and business in Thailand

Gold Resource

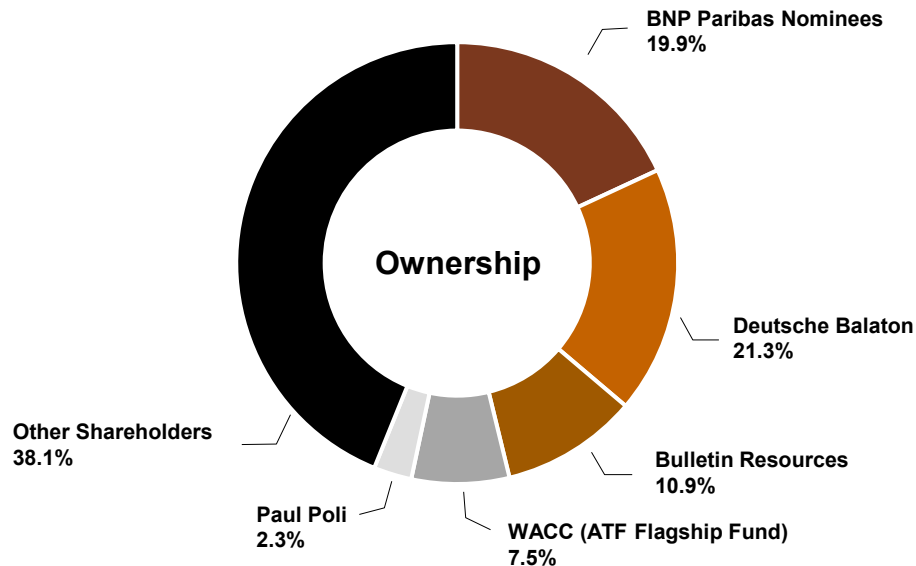
949,000 oz @
2.5 g/t

Gold Reserve

104,000 oz @
2.4 g/t

Shares on Issue*

749.3M @
7.2c



* Closing share price 22 July 2025, All currency expressed in Australian dollars unless otherwise stated, existing debt \$4M



MATSA
RESOURCES

**949,000 Ounces of Gold
With A Twist Of Lithium**

anal use only



Its been a very busy first half in 2025



Maiden gold reserve at Devon (24/01/25)

Unsolicited takeover bid announced Monday 10th February 2025



Fantastic high grade gold intercept at Fortitude North (11/02/25)

Feasibility study for Devon released (19/02/25)

Lake Carey sale agreement with AngloGold Ashanti (27/02/25)

Devon Mining agreement executed (28/03/25)

Ore processing agreement executed (28/04/25)

Mining commenced at Devon (06/06/25 Devon Pit Gold Mine Update)

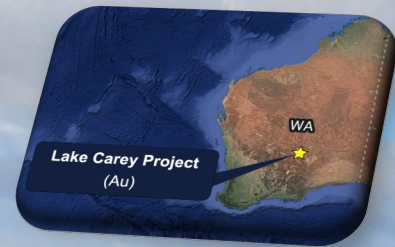
First ore mined at Devon (14/07/25 Devon Pit Gold Mine Update)

Refer various ASX announcements <https://www.asx.com.au/markets/trade-our-cash-market/announcements.mat>

Poised to deliver shareholder wealth



For use only



Lake Carey Gold Project

Drilling at Devon
June 2025

Devon Mine Plan is Coming Together



Devon Mine Plan is Coming Together



- ✓ Maiden gold reserve at Devon (24/01/25)
- ✓ Feasibility study for Devon released (19/02/25)
- ✓ Mining Agreement with BCM (28/03/25)
- ✓ Processing Agreement with FMR (28/04/25)
- ✓ Mining Fleet mobilised and mine/camp infrastructure in place (27/06/25)
- ✓ Mining commenced and First ore mined (29/06/25)
- ☐ Haulage Contractor Selected (Finalising agreements)
- ☐ First processing campaign (Sept 2025)

original

Devon Pit – High Grade

February 2025	Base Case	Upside Case
Feasibility Study (pre-tax)	(A\$4,250/oz)	(A\$5,000/oz)
Mining inventory	340kt @ 4.6 g/t Au for 50,267 ounces (mined) Gold sold - 42,476 ounces	
Life of mine (LOM)	18 months	
LOM Revenue net royalties (A\$M)	\$179.2M	\$207.8M
LOM OPEX (A\$M)	\$116M	\$119.2M
LOM Project Free Cash Flow* (A\$M)	\$59.8M	\$95.5M
All-in cost per ounce (\$/oz)	\$2,829/oz	\$2,772/oz

Upside through escalating gold price

*Refer Devon Pit Feasibility Study ASX announcement 19 February 2025
Numbers may not add due to rounding errors



Devon Pit – Key Financial Metrics

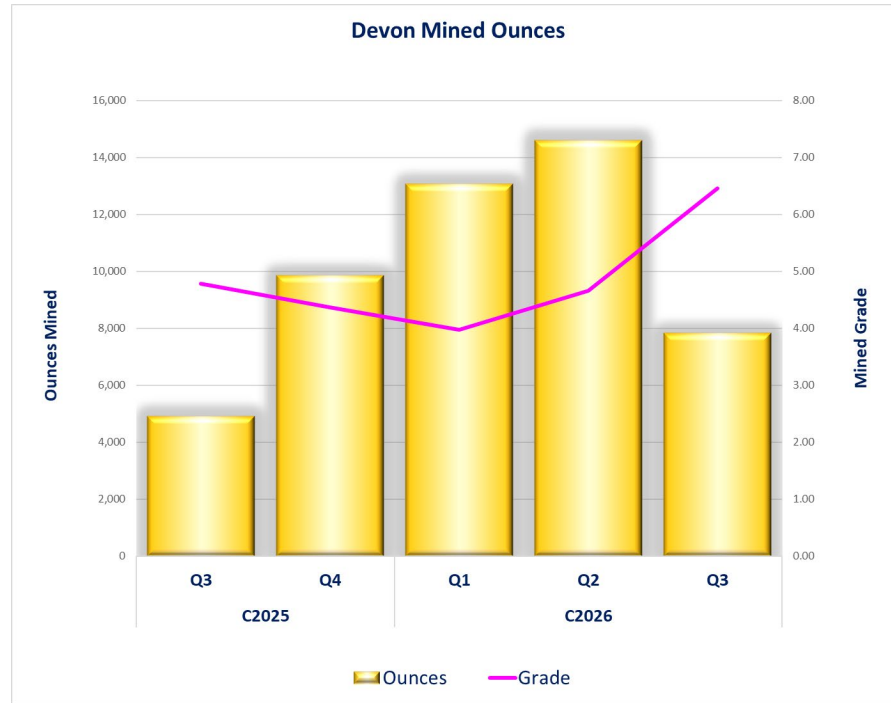
Item	Cost (A\$M)
Mining	57.6
Haulage	25.1
Processing	26.1
Other costs	3.5
Revenue (net of royalties)	207.8

*Refer Devon Pit Feasibility Study ASX announcement 19 February 2025, using A\$5,000/oz gold price, numbers contain rounding errors

Mine Plan

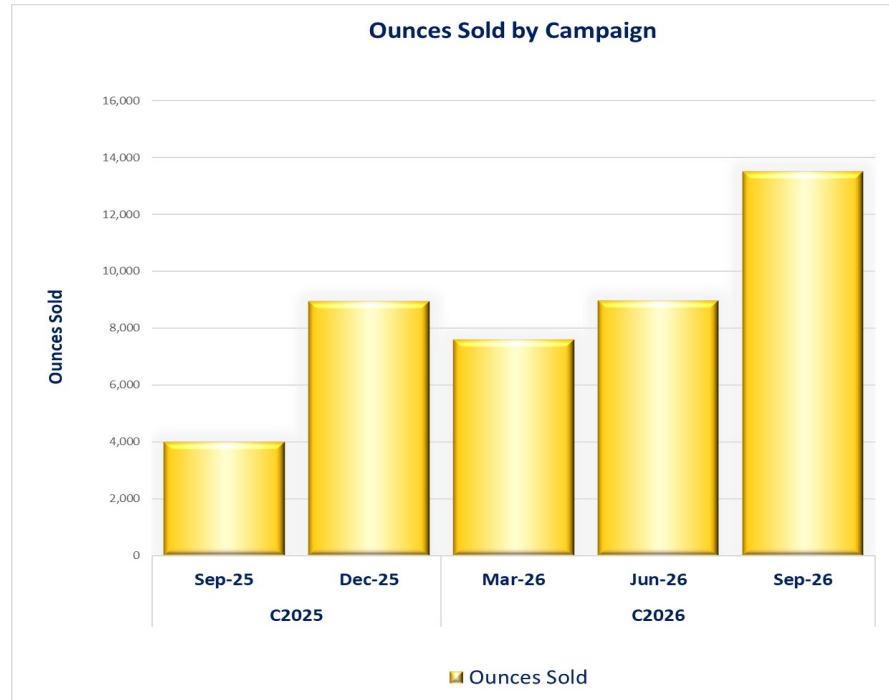
- Mining of West Lode can occur concurrently with dewatering of Main Lode
- No lead time to ore production
- Two diggers to maximise ore production and waste move

Internal use only



Mine Plan

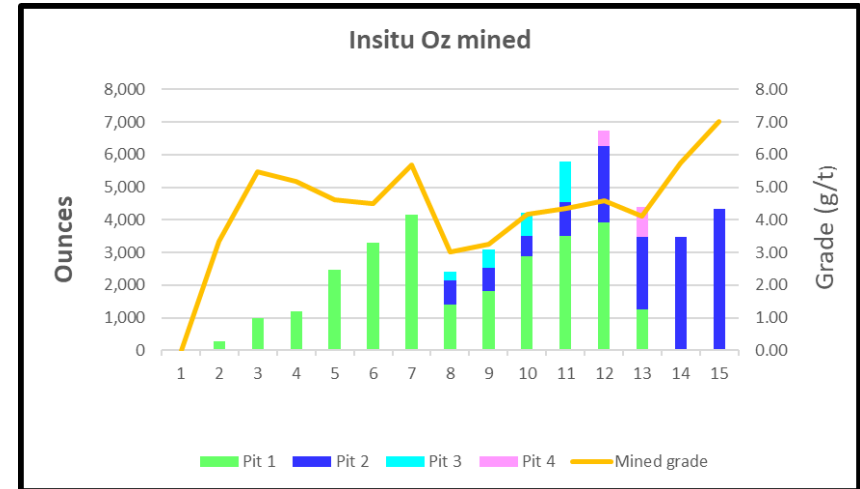
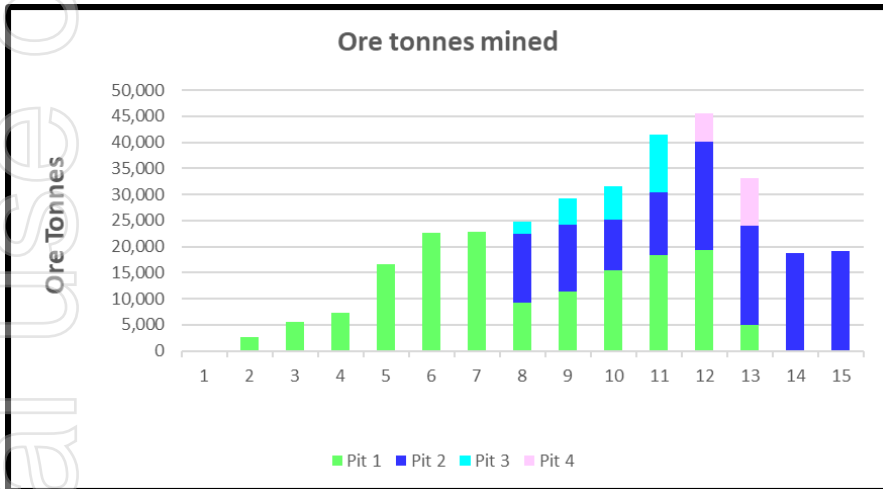
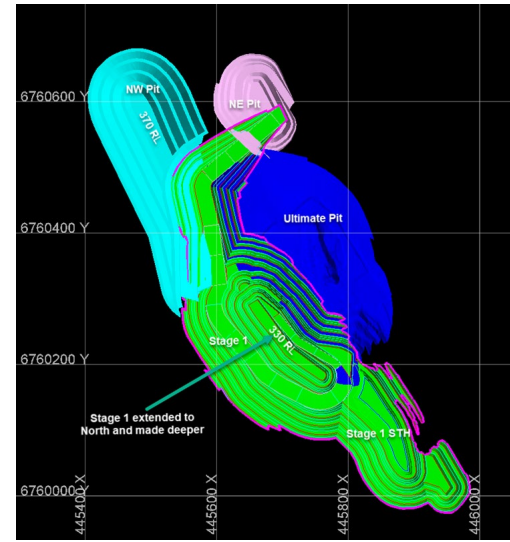
- Mining of West Lode can occur concurrently with dewatering of Main Lode
- No lead time to ore production
- Two diggers to maximise ore production and waste move



Internal use only

Mining - design

- Mine Design has starter pit on the West Lode (in green), with a second stage on the Main Lode (blue – right, and red – below below)
- NW and NE pits can be mined separately after infill drilling and possible redesign
- Dilution (30%) and ore loss (5%) applied post pit design*

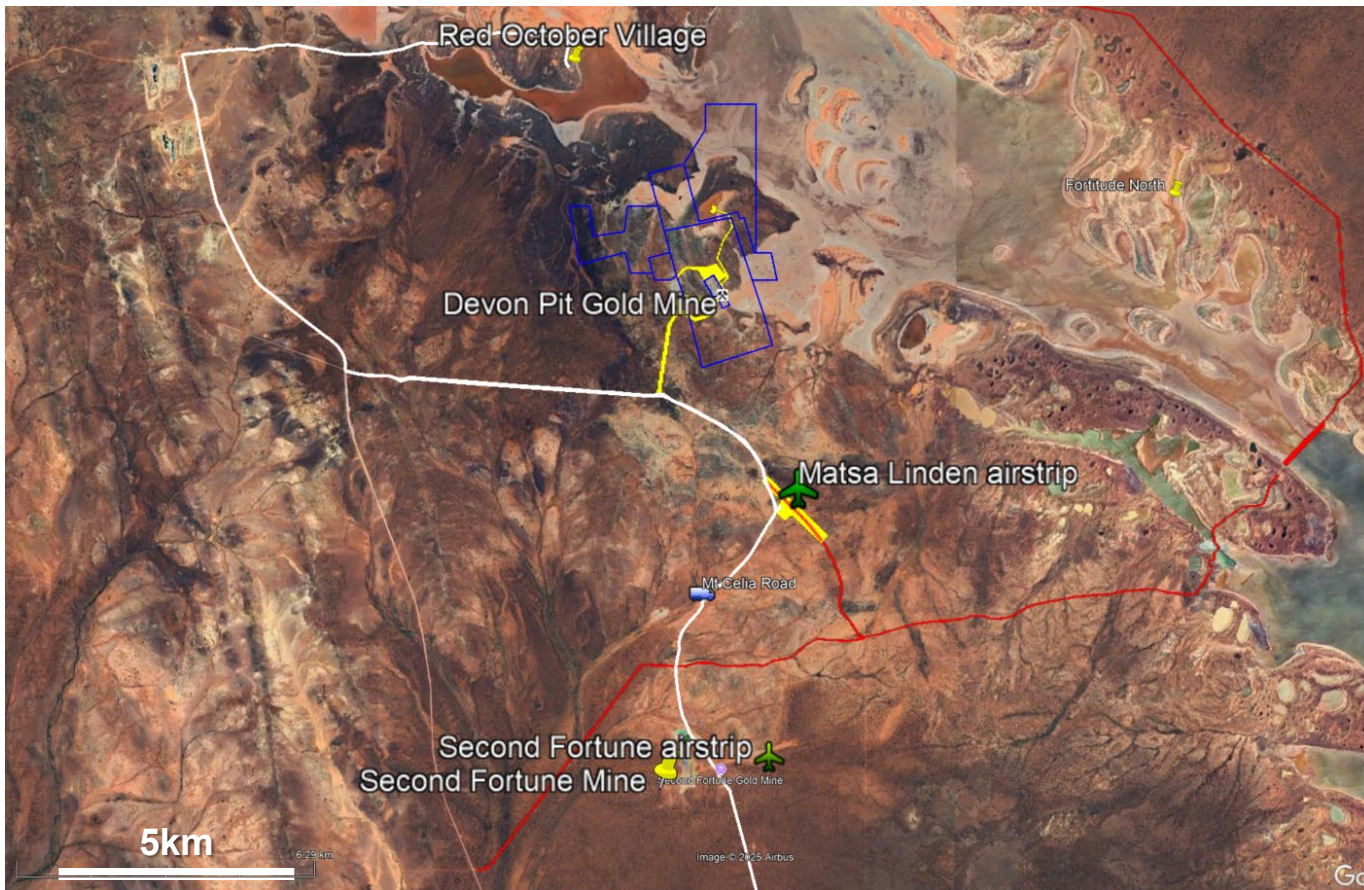


Metallurgy and Processing

- Executed agreement with FMR (Greenfields) who have 3 grind circuits, 7 leaching tanks with 1.1Mt pa capacity
- Appointed JT Metallurgical Services to manage the mill optimising Matsa's ore processing through increase/decrease grind size, throughput rates, reagent usage and residence time
- Processing cost expected to be \$75/t (*based on 2800t/day throughput*)
- Haulage costs expected to be approx. \$50/T



Infrastructure Already In Place



Internal use only

Infrastructure Already In Place

We have the assets and funding to create significant value

Devon Pit Gold Mine

- Fully permitted
- 25 km from Red October accommodation village
- 72 person Red October camp
- All haulage infrastructure in place
- Airstrip
- Traditional open pit mining methods
- Matsa has successfully undertaken open pit mining previously at Fortitude and Red Dog

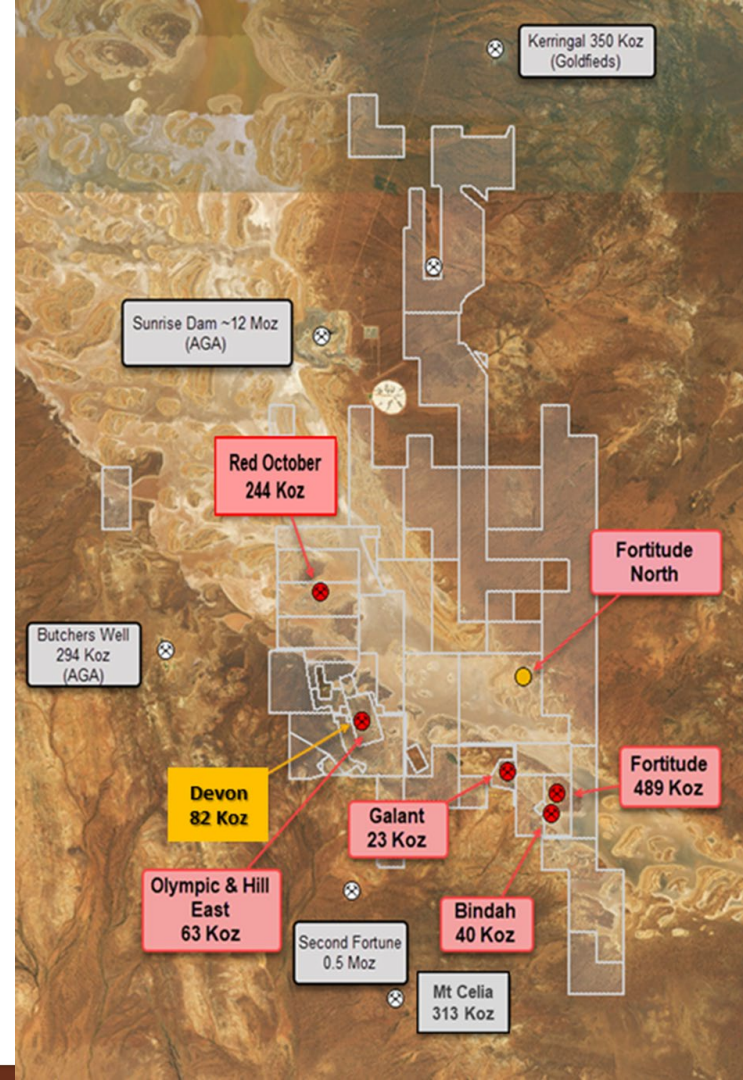


Lake Carey Gold Project

A substantial golden opportunity

- 3 Gold Mines
 - Fortitude Gold Mine
 - Devon Pit Gold Mine
 - Red October Underground Gold Mine
- A world class exploration target
 - Fortitude North
- Pipeline of quality greenfields and brownfields exploration targets to be drilled including:
 - Fortitude North
 - Bindah
 - New Years Gift
 - Gallant
 - Hill East
 - BE 1-4

Quality pipeline of exploration projects



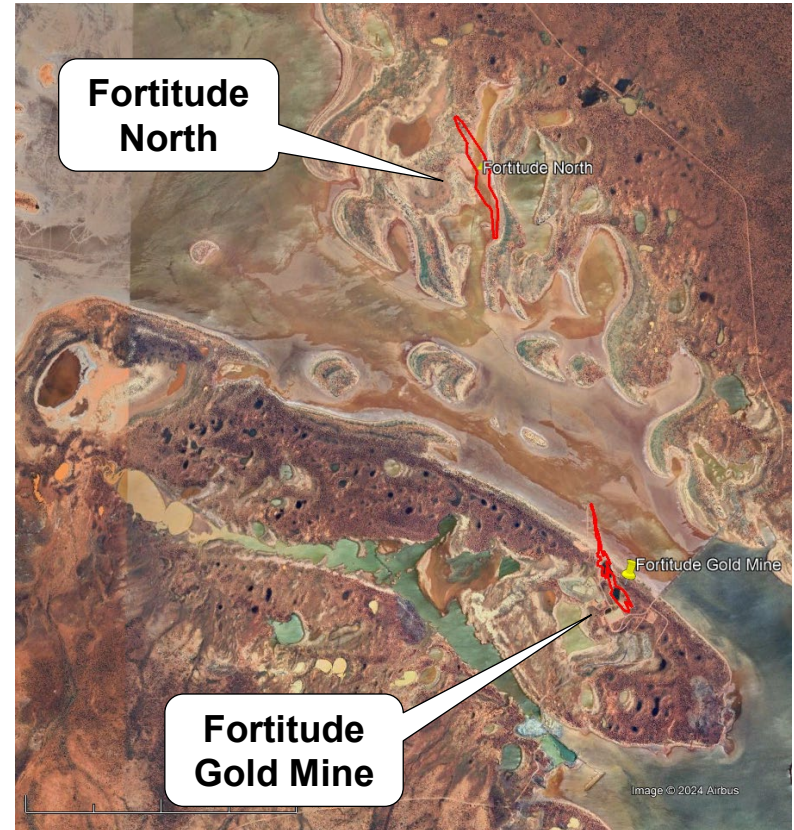
AngloGold Option Agreement



- ✓ Option Agreement signed (27/02/25)
- ✓ First option fee AUD\$500,000 received (27/02/25)
- ✓ All Conditions Precedent met, Agreement now unconditional (23/06/25)
- ✓ AUD\$4.5M Option fee paid to Matsa (25/04/25)
- ✓ AGA select tenements to proceed next stage of Options Agreement (15/07/25)
- ❑ 1st AUD\$1.5M instalment fee due 23 December 2025
- ❑ 2nd AUD\$1.5M instalment fee due 23 June 2026
- ❑ Final and full transaction payment (~\$AUD\$ 81.7M) before 23 December 2026
- ❑ A further AUD\$20M in royalties on new resources

Fortitude North - Matsa Discovery

- **1.7km long mineralised zone** open along strike with strong potential to increase with drilling expected to commence in the near term
- Along strike and 6km north of Fortitude Gold Mine (0.5Moz)
- Regional structure >30km strike
- Mineralisation structurally controlled within interpreted dextral slip dilational jog
- Evidence of a long lived system with multiple gold forming stages => suggests large system should be present
- Size of Fortitude North anomaly is larger than that of the Fortitude Gold Mine
- Seismic model suggests possible syncline (bowl) setting plunging to the south

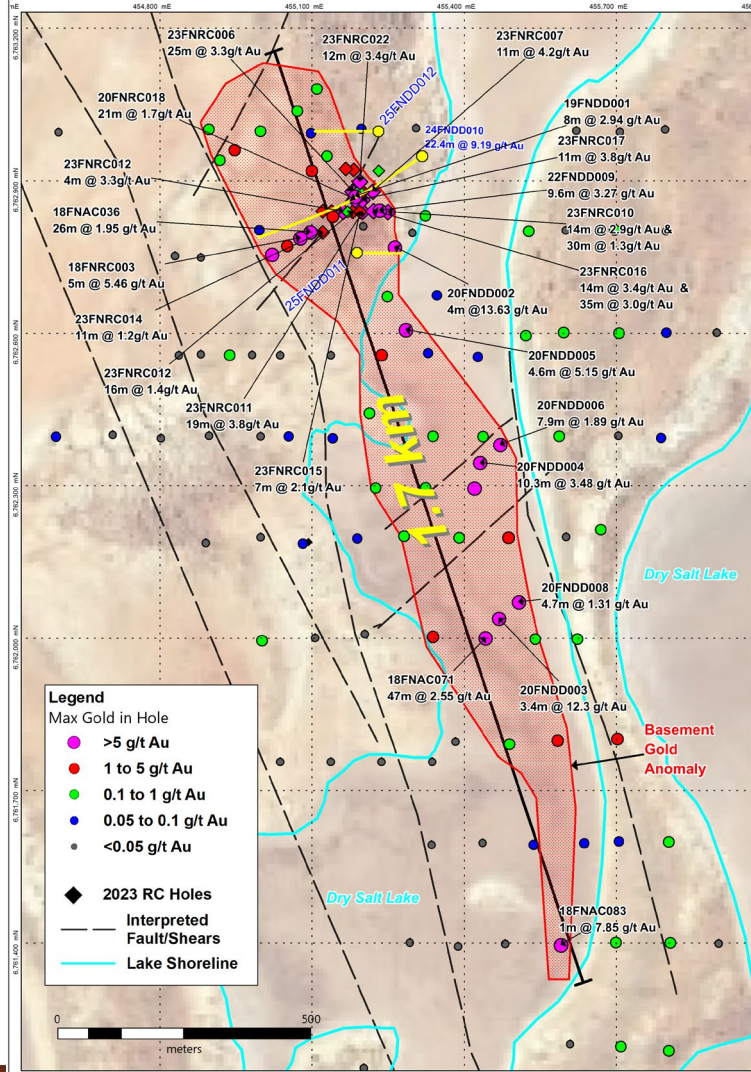


Fortitude North Drilling[^]

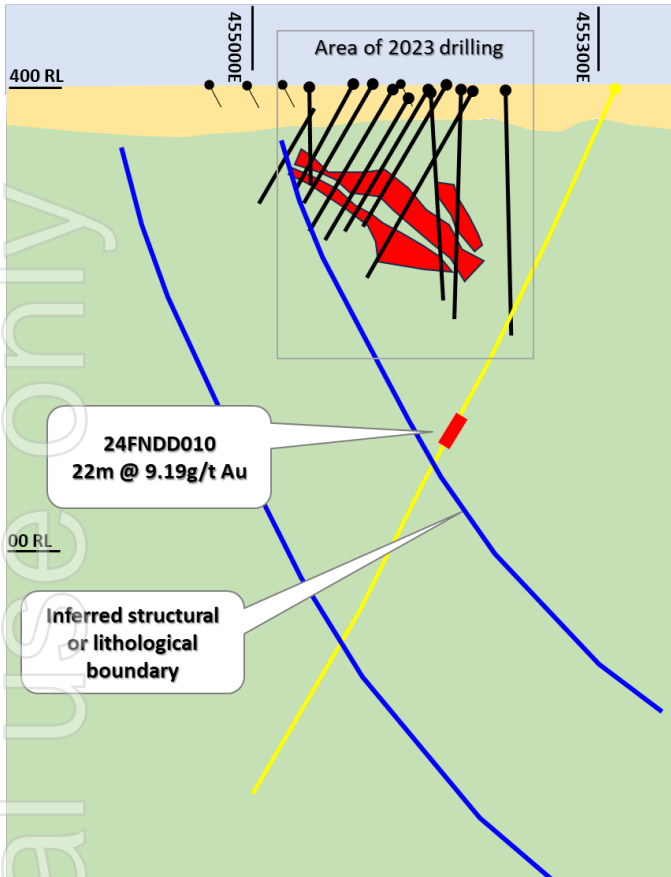
- Seven of the top twelve intercepts at Fortitude North have come from the 2023 program[^]:

- **25m @ 3.3g/t Au** from 147m (23FNRC006)
- **14m @ 3.4g/t Au** from 113m, and;
- **35m @ 3.0g/t Au** from 150m (23FNRC016)
- **19m @ 3.8g/t Au** from 100m (23FNRC011)
- **11m @ 3.8g/t Au** from 108m (23FNRC017)
- **11m @ 4.2g/t Au** from 130m (23FNRC007)
- **12m @ 3.4g/t Au** from 143m (23FNRC022)
- **47m @ 2.55g/t Au** from 42m (18FNAC071)
- **4.0m @ 13.6g/t Au** from 79m (20FNDD002)
- **3.4m @ 12.3g/t Au** from 64m (20FNDD003)
- **10.3m @ 3.5g/t Au** from 124.6m (20FNDD004)
- **9.6m @ 3.3g/t Au** from 120.8m (22FNDD009)

[^] Refer ASX announcement dated 2 June 2023



Fortitude North Drilling*



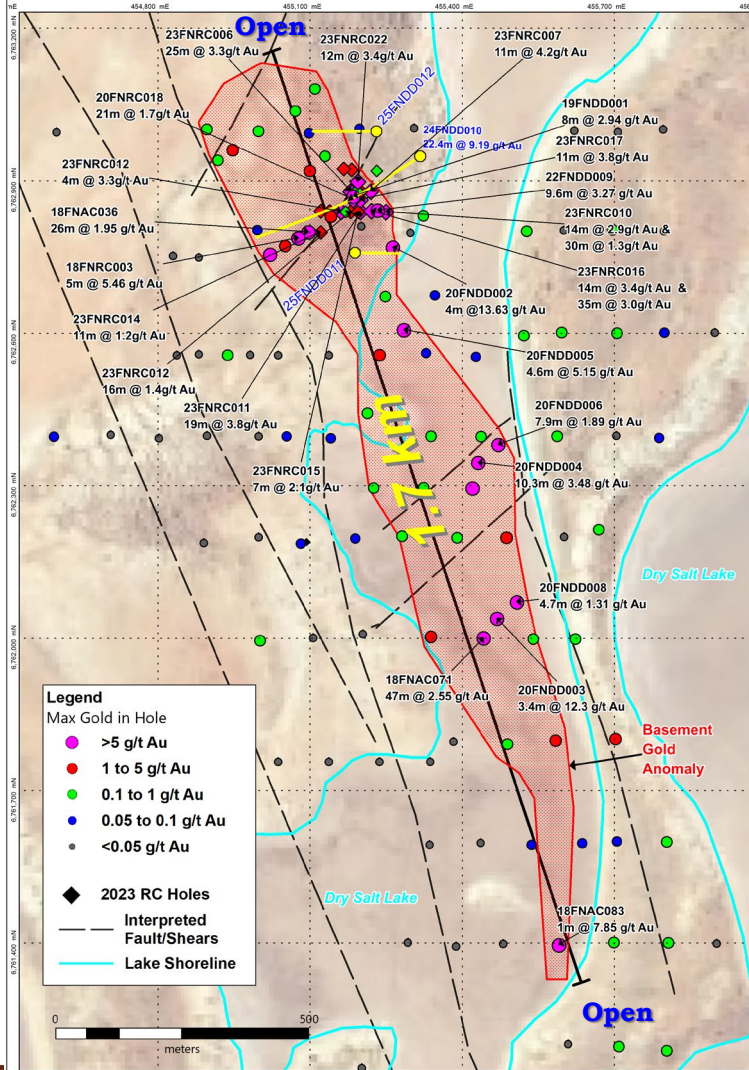
22m @ 9.19g/t

Including

9.14m @ 11.93g/t Au

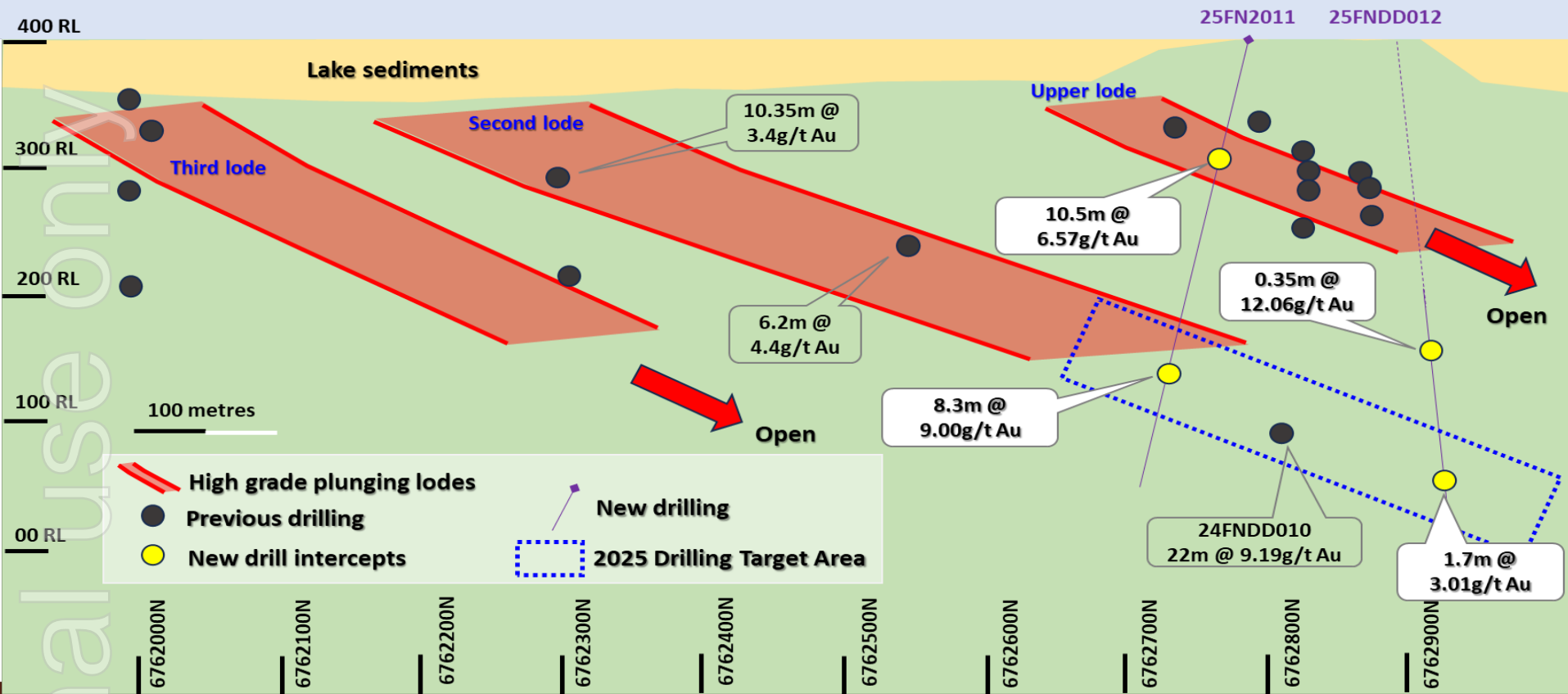
and

7.20m @ 12.98g/t Au



* Refer ASX announcement dated 11 February 2025

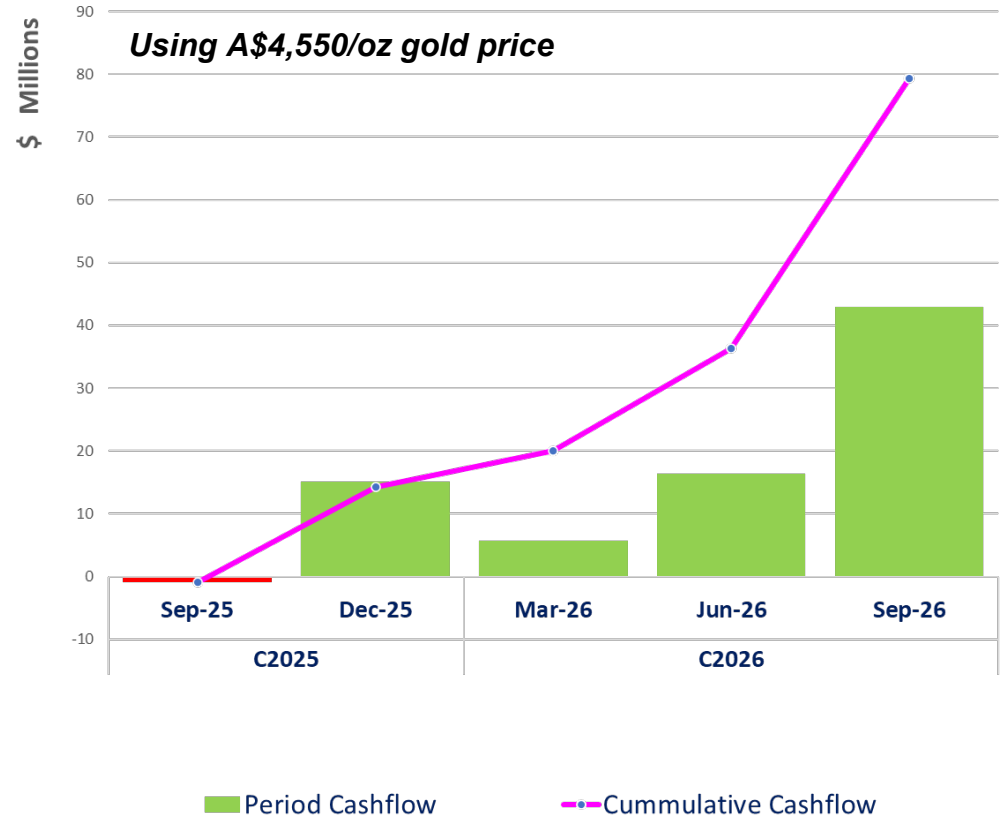
Successfully Predicted



What's Next ?

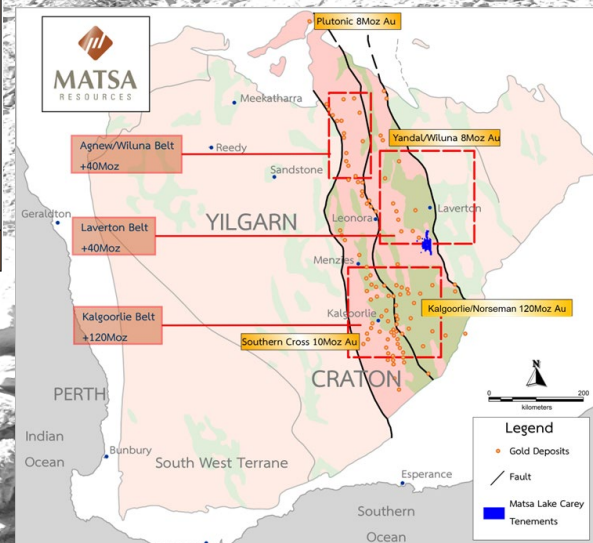
- Gold mining at Devon (from June 2025)
- First ore processing campaign scheduled for September 2025
- Further drilling at Fortitude North
- Drilling for growth (extensions) at Devon
- Progress the Anglo transaction
- Plenty to talk about in Thailand

Devon Cashflow



Lake Carey Resource – 949,000oz Au

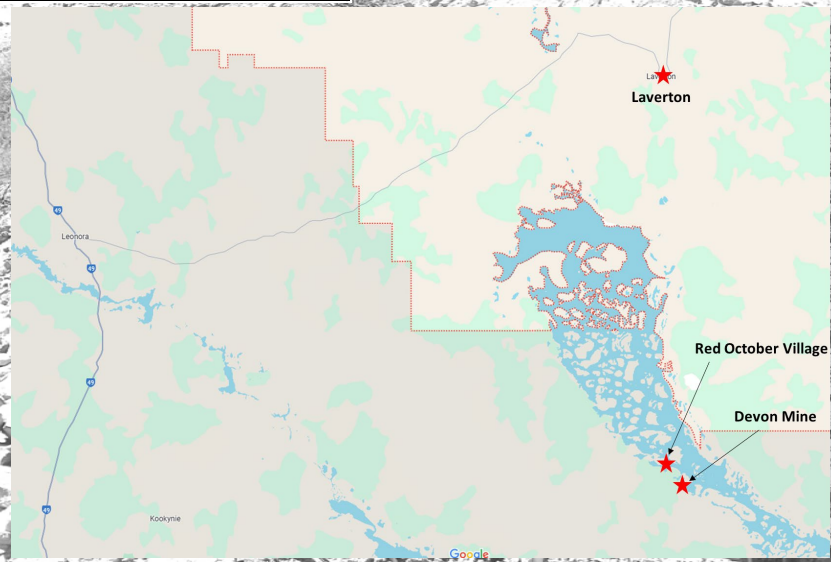
	Cutoff	Measured		Indicated		Inferred		Total Resource		
	g/t Au	('000t)	g/t Au	('000t)	g/t Au	('000t)	g/t Au	('000t)	g/t Au	('000 oz)
Red October										
Red October UG	2.0	105	8.4	608	5.4	635	5.4	1348	5.6	244
Red October Subtotal		105	8.4	608	5.4	635	5.4	1348	5.6	244
Devon										
Devon Pit (OP)	1.0	18	4.4	450	5.3	21	5.4	488	5.2	82
Olympic (OP)	1.0	-	-	-	-	171	2.8	171	2.8	15
Hill East (OP)	1.0	-	-	-	-	748	2.0	748	2.0	48
Devon Subtotal		-	-	450	5.3	940	2.2	1407	3.2	145
Fortitude										
Fortitude	1.0	127	2.2	2,979	1.9	4,943	1.9	8,048	1.9	489
Gallant (OP)	1.0	-	-	-	-	341	2.1	341	2.1	23
Bindah (OP)	1.0	-	-	43	3.3	483	2.3	526	2.4	40
Fortitude Subtotal		127	2.2	3021	2.0	5,767	1.9	8,915	1.9	553
Stockpiles		-	-	-	-	191	1.0	191	1.0	6
Total		232	5.0	4,079	2.8	7,342	2.2	11,861	2.5	949



Refer ASX announcement dated 30 April 2024. There has been no change to the mineral resource since this release.

Lake Carey Reserve – 104,000oz Au

Project	Proven		Probable		Total Reserve		
	('000t)	g/t Au	('000t)	g/t Au	('000t)	g/t Au	('000 oz)
Red October UG	-	-	-	-	-	-	-
Devon Pit	-	-	309	4.6	309	4.6	46
Fortitude Pit	-	-	1,029	1.8	1029	1.8	58
Total	-	-	1,338	2.4	1,338	2.4	104



Refer ASX announcement dated 24 January 2025 Maiden Ore Reserve Devon Pit Gold Project.

Disclaimer



Disclaimer and Forward Looking Statements

This presentation has been prepared by Matsa Resources Limited (“Matsa” or the “Company”). It should not be considered as an offer or invitation or inducement to subscribe for or the purchase of any securities in the Company. This presentation may contain certain “forward-looking statements” which may not have been based solely on historical facts, but rather may be based on Matsa’s current expectations about future events and results. Where the Company expresses or implies an expectation or belief as to future events or results, such expectation or belief is expressed in good faith and believed to have a reasonable basis. Actual results and developments may differ materially from those expressed or implied.

The material in this presentation is intended to be a summary of current and proposed activities, selected geological data and Mineral Resource estimates. This data is based on information available at the time. It does not include all available information and should not be used in isolation as a basis to invest in the Company. This overview of Matsa does not purport to be all-inclusive or to contain all information which its recipients may require in order to make an informed assessment of the Company’s prospects. You should conduct your own investigation and perform your own analysis in order to satisfy yourself as to the accuracy and completeness of the information, statements and opinions contained in this presentation before making any investment decision.

This presentation includes information and graphics relating to a conceptual mining study, completed Mineral Resource estimate and a scoping study and includes “forward looking statements” which include, without limitation, estimates of gold production based on mineral resources that are currently being evaluated.

While the Company has a reasonable basis on which to express these estimates, any forward looking statement is subject to risks, uncertainties, assumptions and other factors, which could cause actual results to differ materially from future results expressed, projected or implied by such forward-looking statements. Risks include, without limitation, gold metal prices, foreign exchange rate movements, project funding capacity and estimates of future capital and operating costs. The Company does not undertake to release publicly any revisions to forward looking statements included in this report to reflect events or results after the date of this presentation, except as may be required under applicable securities regulations.

Any potential investor should refer to publicly available reports on the ASX website and seek independent advice before considering investing in the Company.

Production Targets and Forecast Financial Information

The information in this presentation that relates to production targets and financial information is extracted from ASX announcements dated 22 January 2021 (Concept Study 600,000tpa Treatment Plant Lake Carey Project), 4 October 2021 (Updated Fortitude Study Increases Surplus to A\$95M) and 17 May 2023 (Devon Pit Scoping Study Delivers Excellent Results). Matsa confirms that all material assumptions underpinning the production targets and forecast financial information derived from production targets set out in those announcements, including the cost and pricing assumptions, continue to apply and have not materially changed.

Competent Persons Statements

The information contained within this presentation that relates to Exploration Targets, Exploration Results, Mineral Resources or Ore Reserves is based on, and fairly represents information prepared by Mr Pascal Blampain, a Competent Person who is a Member of the Australian Institute of Mining and Metallurgy (AusIMM) and Australian Institute of Geoscientists (AIG). Mr Blampain is a Director of Matsa Resources Ltd and has sufficient experience that is relevant to the style of mineralisation and type of deposit under consideration and to the activity being undertaken to qualify as a Competent Person as defined in the 2012 Edition of the “Australasian Code for Reporting of Exploration Results, Mineral Resource and Ore Reserves”. Mr Blampain consents to the inclusion in this presentation of the matters based on his information in the form and context in which it appears.



MATSA
RESOURCES

Contact Us

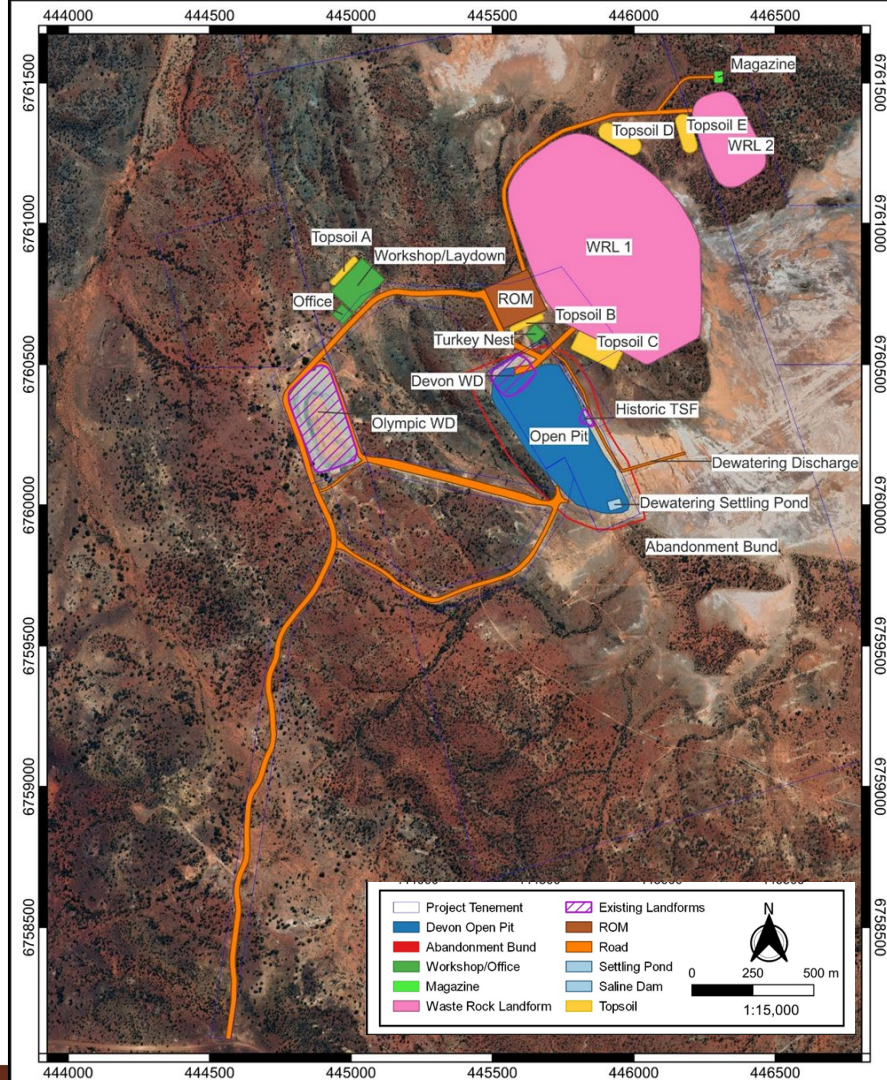
Paul Poli
Executive Chairman

reception@matsa.com.au



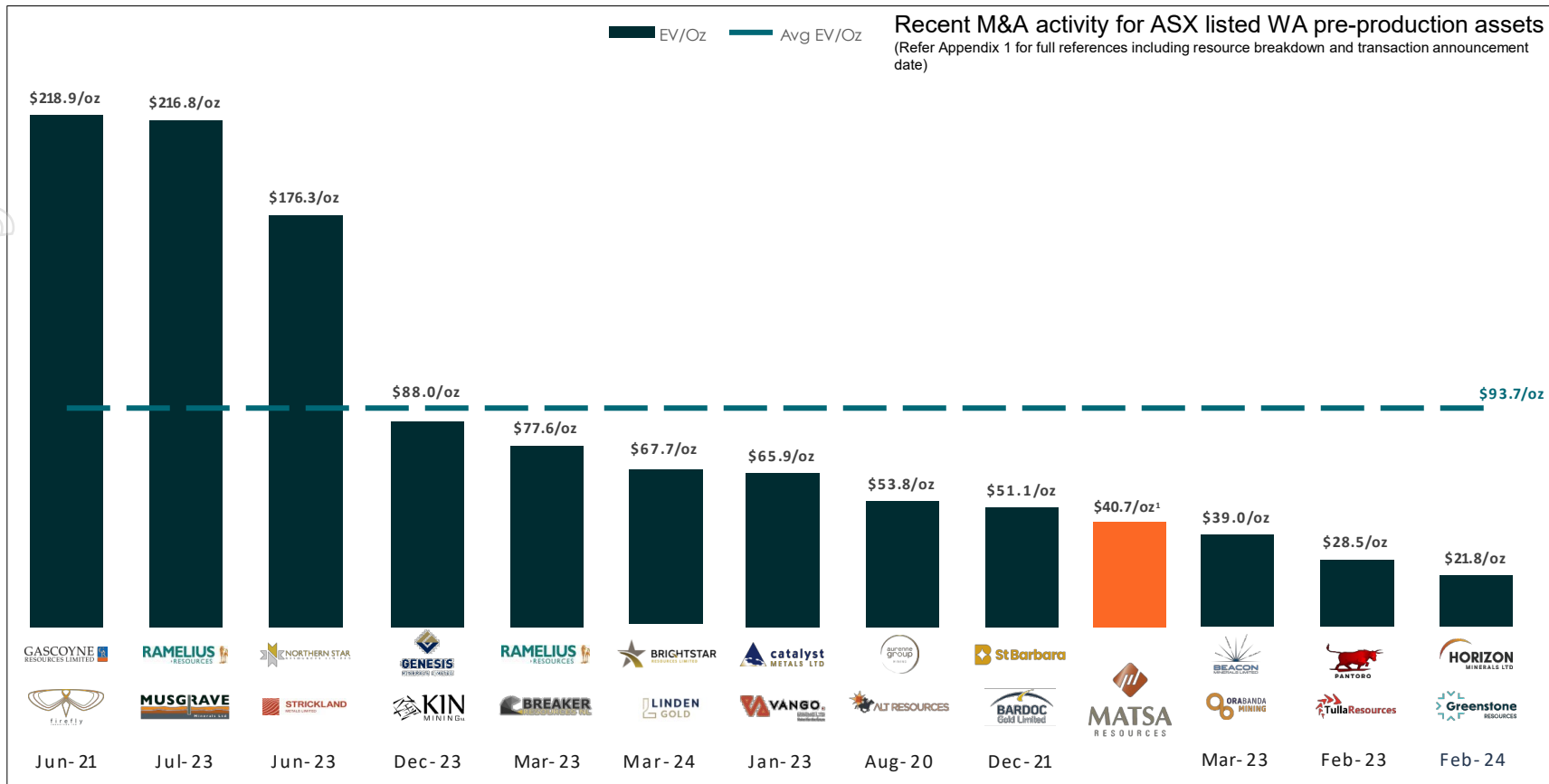
Devon Fully Permitted

Item	Purpose	Status	Comment
Tenements		Granted mining (and misc) leases	Valid to December 2034
Haulage	Allows ore haulage on public roads	Shire approvals obtained	Menzies and Leonora shires
Mining Proposal	Approval for construction of infrastructure and undertake mining activities	Approved	Approved 9 July 2024
Mine Closure Plan	Defines rehabilitation and closure prescriptions	Approved	Approved 9 July 2024
Clearing permit	Authorises clearing of native vegetation for project development	Approved	Approved 25 October 2024
Water abstraction licence	Enables extraction and use of water from project	Approved	Valid to 14 January 2030
Works approval	Permit to construct premises	Approved	Consent given July 2023
Operating licence	Licence to operate premises		To be submitted once dewatering commissioned
Mining Operations Notice	Allows mining of an operation		To be issued once mining contractor appointed





M&A Activity



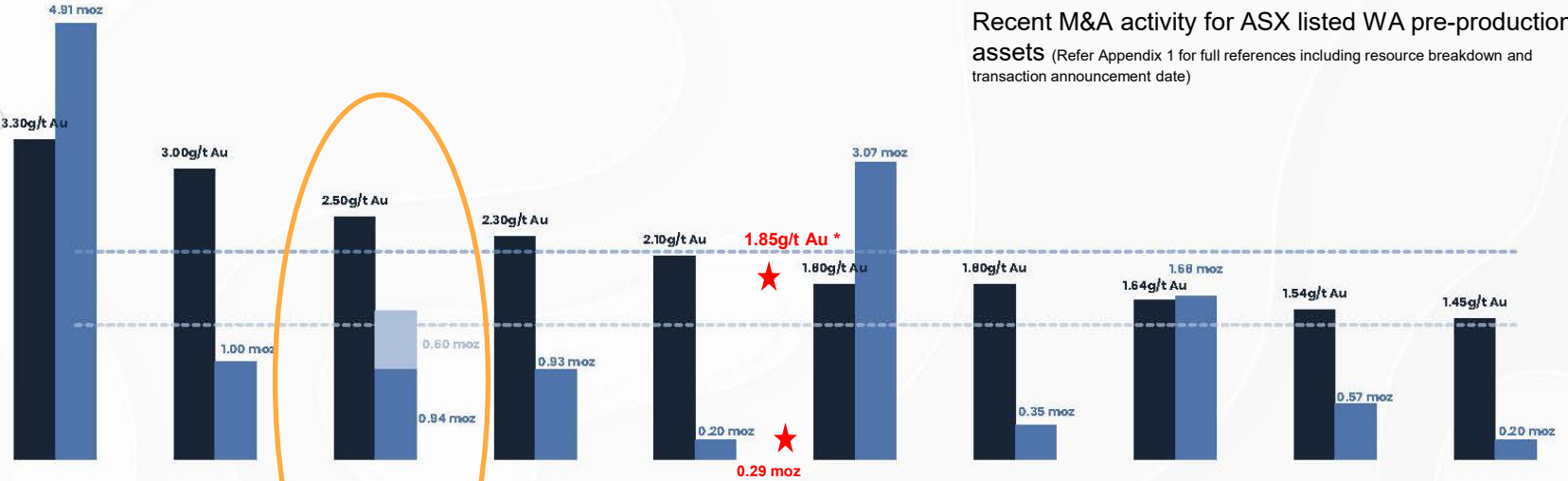
¹ Calculated using current (18/02/25) Enterprise Value of ~\$38.6m based on current valuation of MAT stock

M&A Activity

Bidder
 Target
 Date
 use only

Grade
 Ounces
 Avg Grade
 Avg Ounces

Recent M&A activity for ASX listed WA pre-production assets (Refer Appendix 1 for full references including resource breakdown and transaction announcement date)



Bidder	Target	Date
	PANTORO	Feb-23
	VANGO	Jan-23
	MATSA RESOURCES	
	MUSGRAVE	Jul-23
	BEACON	Mar-23
	St Barbara	Dec-21
	NORTHERN STAR	Jun-23
	RAMELIUS	Mar-23
	ALT RESOURCES	Aug-20
	GASCOYNE	Jun-21

* Linden Gold Alliance Limited announcement 27 October – merger with Lord Bryon Mining, 292,900oz @ 1.85g/t

Appendix 1:

Pre-production WA Gold M&A Peer Comparison Information & References

Acquirer	Target	Stage	Date	Deal Value (\$Am)	EV/oz (\$AUD/oz)	MEASURED (Koz)	INDICATED (Koz)	INFERRED (Koz)	TOTAL RESOURCE (Koz)	GRADE (g/t)	Source
Northern Star Resources Limited	Strickland Minerals Limited	Resource Development	Jun-23	\$61.0	\$176.3	-	264	82	346	1.6	Sale of Millrose Project 26/06/2023
Ramelius Resources Limited	Musgrave Minerals Limited	Pre-Feasibility Study	Jul-23	\$201.0	\$216.8	-	435	492	927	2.3	Bid Implementation Agreement 03/07/2023
Beacon Minerals	Ora Banda Mining Limited	Pre-Feasibility Study	Mar-23	\$12.5	\$39.3	23	221	73	318	2.0	Beacon Acquires Lady Ida Gold Project 24/03/2023
Ramelius Resources Limited	Breaker Resources NL	Resource Development	Mar-23	\$55.7	\$33.1	-	778	906	1,684	1.7	Ramelius Makes Recommended Takeover Offer for Breaker 20/03/2023
Catalyst Metals Limited	Vango Mining Limited	Definitive Feasibility Study	Jan-23	\$66.0	\$65.9	663	339	-	1,002	3.0	Recommended bid to acquire Vango Mining 19/01/2023
St Barbara Limited	Bardoc Gold Limited	Definitive Feasibility Study	Dec-21	\$148.2	\$48.2	11	2,044	1,018	3,073	1.7	St Barbara to acquire Bardoc Gold via Scheme of Arrangement 20/12/2021
Gascoyne Resources Limited	Firefly Resources Limited	Resource Development	Nov-21	\$44.6	\$226.2	-	157	40	197	1.5	Merger Presentation 16/06/2021
Ramelius Resources Limited	Spectrum Metals Limited	Resource Development	Feb-20	\$338.5	\$950.8	-	268	88	356	13.8	Ramelius Makes Recommended Takeover Offer for Spectrum Metals 10/02/2020
Aurene	Alt Resources Limited	Pre-Feasibility Study	Aug-20	\$32.1	\$56.2	80	278	213	571	1.54	Alt Receives All Cash Off Market Bid from Aurene Group 07/05/2020
Pantoro Limited	Tulla Resources PLC	Pre-Production	Feb-23	\$300.0	\$28.5	349	2375	2343	5071	3.30	Merger of Tulla Resources and Pantoro Presentation 13/2/23
Brightstar Resources Limited	Linden Gold Pty Ltd	Resource Development	Mar-24	\$23.7	\$67.7	-	350	-	350	2.1	Brightstar bidders statement

Source: Respective ASX disclosures as per listed release date in above table.

All projects are located in Western Australia and were at the pre-development stage at the time of transaction other than Pantoro-Tulla which was pre-production.