



INTELLIGENT MONITORING GROUP

An Intelligent Monitoring Group Company ASX:IMB

IMB Coffee Microcaps July 2025

OUR BRANDS



personal use only

DISCLAIMER

This investor presentation has been prepared by Intelligent Monitoring Group Limited (ACN 060 774 227) (**IMG** or the **Company**). It contains general information about the Company and its subsidiaries (**Group**) and the Group's business as at the date of this presentation. The information in this presentation should not be considered to be comprehensive or to comprise all of the material which a shareholder or potential investor in the Company may require in order to determine whether to deal in the Company's shares. The information in this presentation is of a general nature only and does not purport to be complete. It should be read in conjunction with the Company's periodic and continuous disclosure announcements which are available at www.intelligentmonitoringgroup.com and with the Australian Securities Exchange (ASX) announcements, which are available at www.asx.com.au.

Not an offer or financial product advice

This presentation is for information purposes only and is not a prospectus, product disclosure statement or other disclosure document for the purposes of Chapter 6D or Part 7.9 of the *Corporations Act 2001* (Cth) (**Corporations Act**) or other offer document under Australian law or the law of any other jurisdiction. This presentation is not and should not be considered, and does not contain or purport to contain, an offer, invitation, solicitation or recommendation with respect to the purchase or sale of any securities in the Company (**Securities**) nor does it constitute financial product or investment advice (or taxation or legal advice) nor take into account your investment objectives, taxation situation, financial situation or needs. This presentation and its contents must not be distributed, transmitted or viewed by any person in any jurisdiction where the distribution, transmission or viewing of this presentation would be unlawful under the securities or other laws of that or any other jurisdiction.

Past performance

The operating and historical financial information given in this presentation is given for illustrative purposes only and should not be relied upon as (and is not) an indication of the Company's views on the Group's future performance or condition. You should note that past performance of the Company cannot be relied upon as an indicator of (and provides no guidance as to) future Group performance.

No liability

The Company has prepared this presentation based on information available to it at the time of preparation, from sources believed to be reliable and subject to the qualifications in this presentation. To the maximum extent permitted by law, none of the Company, nor its respective advisers or representatives, nor any of their respective affiliates, related bodies corporate (as that term is defined in the *Corporations Act*) or securityholders, nor any of their respective directors, officers, employees, partners, representatives, consultants, agents or advisers (each a **Limited Party** and together, the **Limited Parties**) accept any responsibility or liability (whether for fault, negligence or otherwise) for the contents of this presentation and make no recommendations, representations or warranties regarding it. No representation or warranty, express or implied, is made as to the fairness, reliability, accuracy, adequacy, validity, correctness or completeness of the information, opinions and conclusions contained in this presentation. To the maximum extent permitted by law, none of the Limited Parties accept any responsibility or liability including, without limitation, any liability arising from fault or negligence on the part of any person, for any loss whatsoever arising from the use of the information in this presentation or in relation to the accuracy or completeness of the information, statements, opinions or matters, express or implied, contained in, arising out of or derived from, or for omissions from, this presentation, including, without limitation, any financial information, any estimates or projections and any other financial information derived therefrom or otherwise arising in connection with it.

Future performance

This presentation contains certain "forward-looking statements", including the Company's beliefs, assumptions and expectations. The words "expect", "anticipate", "estimate", "intend", "likely", "believe", "guidance", "should", "could", "may", "will", "predict", "plan", "propose", "goals", "aim", "target" and other similar expressions are intended to identify forward-looking statements. Any indications of, and guidance on, outlook, future operating performance, earnings and financial position and performance are also forward-looking statements. Forward looking statements involve inherent risks and uncertainties, both general and specific, and there is a risk that those predictions, forecasts, projections and other forward looking statements will not be achieved. Forward-looking statements, opinions and estimates provided in this presentation are based on assumptions and contingencies which are subject to change without notice, as are statements about market and industry trends, which are based on interpretations of current market conditions. Forward-looking statements, including projections, guidance on future operations, earnings and estimates (if any), are provided as a general guide only and should not be relied upon as an indication or guarantee of future performance. This presentation contains statements that are subject to risk factors associated with the Company's industry as well as unknown risks and uncertainties (both general and specific), many of which are outside the control of the Company. It is believed that the expectations reflected in these statements are reasonable, but they may be affected by a range of variables, some of which are outside the Company's control, which could cause actual results or trends to differ materially, including but not limited to earnings, capital expenditure, cash flow and capital structure risks and general business risks. Given this, undue reliance should not be placed on any forward-looking statement. No representation, warranty or assurance (express or implied) is given or made in relation to any forward-looking statement by any person (including any member of the Group or any of the other Limited Parties). In particular, no representation, warranty or assurance (express or implied) is given that the occurrence of the events expressed or implied in any forward-looking statements in this presentation will actually occur. Actual operations, results, performance or achievement may vary materially from any projections and forward-looking statements and the assumptions on which those statements are based. Any forward-looking statements in this presentation speak only as of the date of this presentation. Subject to any continuing obligations under applicable law, the Company expressly disclaims any obligation or undertaking to provide any updates or revisions to any forward-looking statements in this presentation to reflect any change in expectations in relation to any forward-looking statements or any change in events, conditions or circumstances on which any such statement is based. Nothing in this presentation will, under any circumstances, create an implication that there has been no change in the affairs of the Group since the date of this presentation.

Third party information

This presentation may contain trademarks and trade names of third parties, which are the property of their respective owners. Third party trademarks and trade names used in this presentation belong to the relevant owners and use is not intended to represent sponsorship, approval or association by or with the Company.

ABOUT INTELLIGENT MONITORING GROUP (IMG)

Leading Security Provider in an Under-Penetrated Market with a Strong Balance Sheet

Customer base of over 210,000 businesses, homes, and individuals across Australia and New Zealand.



We operate out of all major cities in Australasia - Adelaide, Brisbane, Melbourne, Sydney, Canberra, Perth, Launceston, Auckland, Wellington, Hamilton, and Christchurch, with a presence in many other locations.

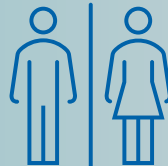
Stable recurring revenue base of approximately \$6.9 million per month



599 full-time employees across Australasia



Approximately 43% female and 57% male employees



Share market value of ~\$172m. IMB is owned by investors such as Black Crane (35%), Allan Gray (13.2%), MA Financial (11.0%) and a range of quality Australasian institutions and private investors.




personaluseonly

OUR BRANDS

Clear and targeted go-to-market brand structure supporting all customer segments.

personal use only



GROUP VISION & VALUES

“ We will become the leader in Professional Security and Security-related services for Businesses, Homes, Families, and Individuals in Australasia.

We will do this by providing the best professional service at the best value, with the latest technology available anywhere. ”



TRANSPARENCY

We have the courage to be honest and share information, taking accountability for our actions.



INCLUSIVENESS

We respect and trust one another, regardless of our differences.



EXCELLENCE

We strive to be leaders with a commitment to continuous improvement & celebrating our successes.

personal use only

FY25 Q4 4C RESULTS OVERVIEW

- Net operating cash flow of \$17.0m for 4Q 2025.
- First “clean” quarter post-debt refinance and acquisitions.
- Underlying operating cash flow for FY25 of \$32.4m pre-refinancing, acquisition, and ADT/JCI transition costs.
- Unaudited EBITDA for FY25 \$38.6m – timing of several large service contracts outstanding and expected early in FY26. Between \$38-40m guidance.
- Unaudited underlying earnings growth of +8.2% for FY25.
- \$24.0m cash in bank plus \$35m acquisition facility available
- Buyback facility to be enacted to provide flexibility in coming periods. Morgan’s Financial appointed manager.

OPERATING CASHFLOW OVERVIEW

Strong Operating Cashflow

- Operating cashflow \$17.0m for 4th Qtr.
- Minimal Non-recurring items of \$0.1m in 4th Qtr. (see slide).
- Underlying Operating Cashflow for FY25 of \$32.4m.
- Total Non-recurring cash costs for FY25 of \$20.2m reflecting a year of transition from JCI, further M&A and the significant refinancing undertaken.

Cashflow Summary				
		June Qtr	Sept-Dec - Mar Qtr(s)	FY25
Operating Cashflow	\$m	17.0	-4.9	12.1
Less				
<i>Refinancing related costs</i>				
Refinancing debt expenses	\$m	0.0	8.3	8.3
Repayment of payment plans to complete refinancing	\$m	0.0	2.1	2.1
One-off refinancing costs	\$m	0.0	2.0	2.0
<i>Acquisition related, M&A and JCI Transition costs</i>	\$m	0.1	7.8	7.9
Non-recurring items	\$m	0.1	20.1	20.2
Operating Cashflow pre-non-recurring items	\$m	17.0	15.3	32.4

OPERATING CASHFLOW OVERVIEW

Strong increase in cash in bank

→ Operating cashflow \$17.0m for Qtr.

- Inventory build normalizing
- Marketing spend lifting to support growth
- Staff reflects growing numbers (599 FTE)
- Interest costs fall to reflect the refinancing to long-term NAB facility

→ Capex falling, NZ 3G costs peaking, and will fall over 1H26 – less than \$10m in FY26

→ Financing cashflow for quarter reflects lease accounting for group tenancies and car fleet.

→ **Cash-in-bank grew \$11.1m in Q4**, and only -\$1.4m in the year of substantial investment, change, and growth costs in Qtr. 1, 2, and 3.

Cashflow Summary				
		June Qtr	Sept-Dec-Mar Qtr(s)	FY25
Operating Cashflow	\$m	17.0	-4.9	12.1
Comprised of:				
Receipts	\$m	58.6	136.9	195.6
Products and operating costs	\$m	18.8	65.6	84.4
Marketing	\$m	1.1	2.0	3.1
Staff	\$m	17.1	45.0	62.1
Admin & corporate	\$m	3.4	7.2	10.6
Net Interest	\$m	1.6	15.0	16.7
Tax paid (incl payment plans)	\$m	0.6	3.0	3.6
Non recurring costs (TSA, M&A, Refinancing)	\$m	0.1	2.8	2.9
Investing Cashflows				
	\$m	4.0	30.8	34.8
Financing Cashflows				
	\$m	1.8	19.4	21.3
Change in cash in bank	\$m	11.2	-12.6	-1.4

UNAUDITED EARNINGS RESULT

Underlying (unaudited) earnings growth of +8.2% and positive momentum

Unaudited P&L Summary FY25				
		FY24	FY25	% change
Underlying EBITDA	\$m	32.4	38.6	19.1%
Comprised of:				
Underlying impact of FY25 acquisitions	\$m	0.0	3.5	
Business growth	\$m	32.4	35.1	8.2%

personal use only

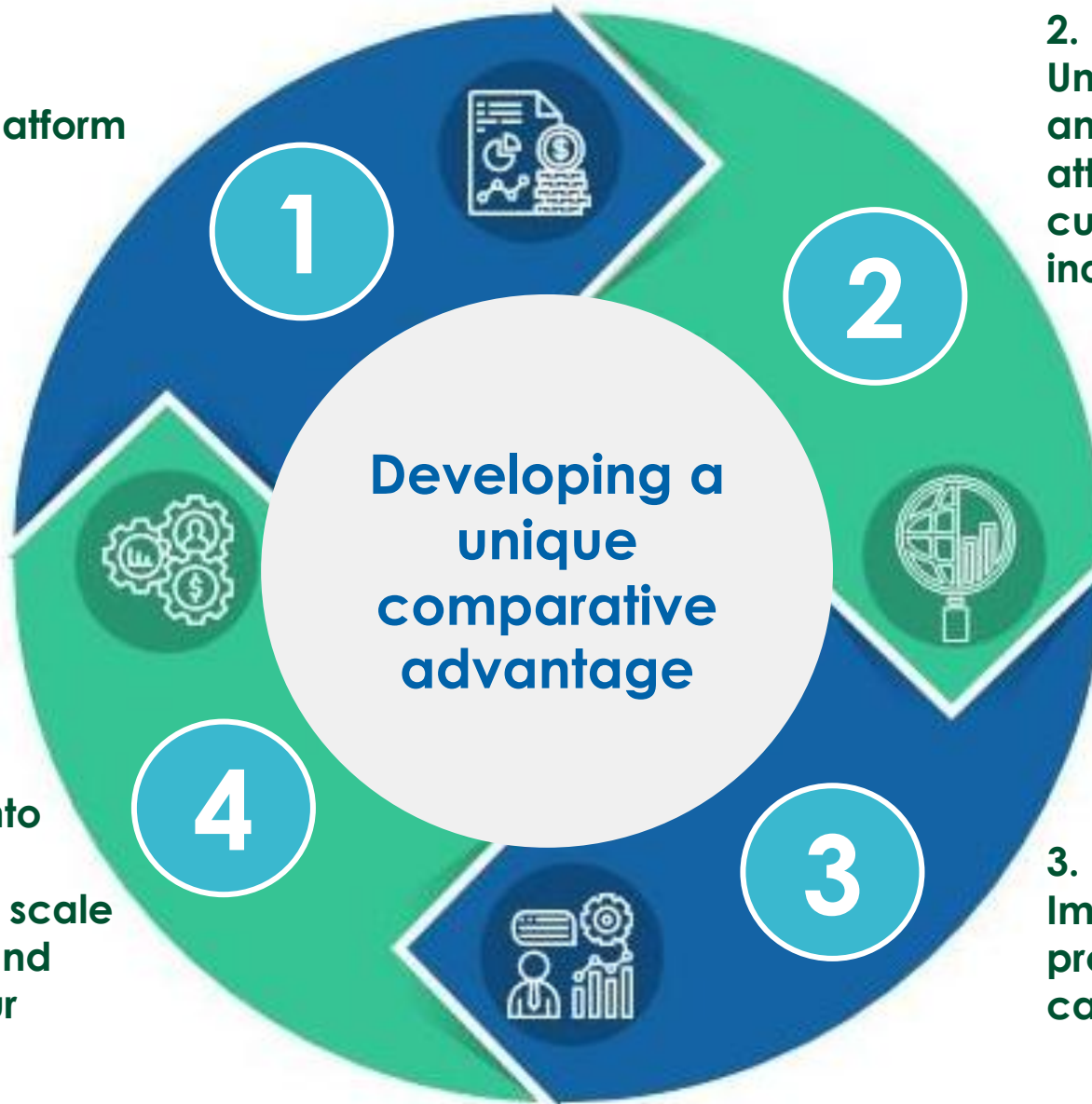
Q4 RESULTS SUMMARY

- Culmination of 3 years focus beginning to flow through the business
- Business now a strong cash generator and looking to accelerate its underlying growth prospects.
- Buy-back to be put in place to provide options for capital deployment, weighed against all other uses of capital.
- Pipeline of work and 2H EBITDA of \$21.1m a strong foundation to expect an accelerating earnings profile through FY26. Guidance at AGM in October.
- \$24.0m cash in bank plus \$35m acquisition facility available creates the flexibility to pursue other potential M&A, without equity, to enhance the business and its prospects further.

personal use only

CORPORATE STRATEGY

1. Invest in our monitoring platform & people



2. Unique scale, reach and technology attracts large-scale customers and industry partners

3. Improves profitability and cashflow

4. Reinvested into growing our comparative scale advantage and rewarding our stakeholders

personal use only

“BATMAN” BEN

12/07/2025 03:17:38

Embedded Video for Presentation Only
Video received in our A1/R1A Graded IMS monitoring station

IPC

personal use only

MARKET OVERVIEW

Security System Installation and Monitoring industry in Australia

Industry at a Glance

Revenue
\$2.3bn

Employees
10,784

'20-'25 ↓0.8%

'20-'25 ↓0.4%

'25-'30 ↑1.3%

'25-'30 ↑1.4%

Businesses
1,664

Wages
\$964.0m

'20-'25 ↑0.3%

'20-'25 ↓0.2%

'25-'30 ↑1.5%

'25-'30 ↑0.9%

Profit

\$172.3m

'20-'25 ↓10.0%

Profit Margin

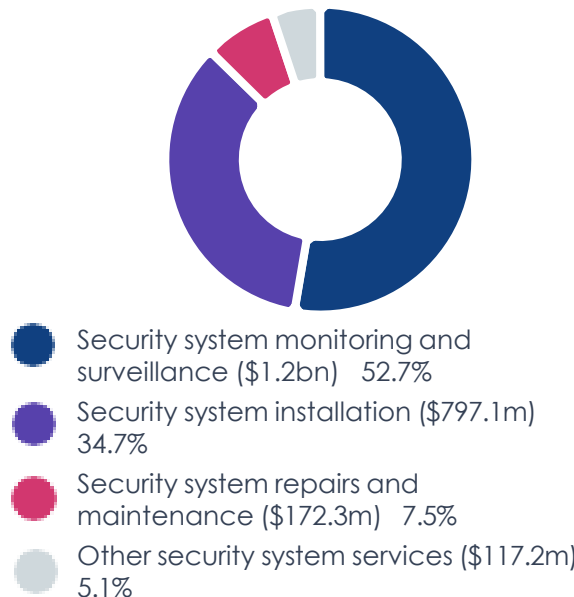
7.5%

'20-'25 ↓4.7pp

Major Players

	Revenue	Market Share
Chubb Fire & Security	\$247.0m	10.8%
Wilson Group	\$115.5m	5.0%
Intelligent Monitoring Group	\$104.0m	4.5%
Other Companies	\$1.8bn	79.7%

Products & Services Segmentation



Key External Drivers

Drivers	Impact
Demand from non-residential building construction	Positive
Level of criminal activity	Positive
Dwelling commencements	Positive
Number of businesses	Positive



INTELLIGENT
MONITORING GROUP