

JUNE 2025 QUARTERLY ACTIVITIES REPORT

The Directors of Blaze Minerals Limited (ASX: BLZ) ("**Blaze**" or the "**Company**") are pleased to submit the Quarterly Activities Report and Appendix 5B for the quarter ending 30 June 2025.

HIGHLIGHTS:

- **Acquisition of an 80% interest in the highly prospective Loulombo Project in the Republic of the Congo.**
- **This landmark acquisition positions Blaze at the forefront of a potentially world-class base metals opportunity, with a walk-up drill target that boasts exceptional channel sampling grades of lead, vanadium, copper and zinc.**
- **The Loulombo Project includes the Mimpala Target, a potentially high-grade discovery which has reported exceptional results from preliminary field activities.**
- **The Loulombo Project is drill ready and a maiden campaign is being planned to commence in August 2025 subject to regulatory approval.**
- **Assays results returned for three (3) of five (5) diamond drill holes at the Ntungamo Project in western Uganda confirm a new critical mineral discovery for Gallium and Rubidium.**
- **Firm commitments received for a capital raising of \$2,422,000 with director participation for a further \$100,000 subject to shareholder approval.**

LOULOMBO PROJECT

On 18 June 2025 the Company announced that it has entered into a binding agreement to acquire an 80% interest in the highly prospective Loulombo Project ("Loulombo Project") in the Republic of the Congo. The Loulombo Project area lies within the geologically rich Congo Craton and the West Congo Belt. The region's basement is composed of Archean granitoids of the Chaillu Massif, which are unconformably overlain by Neoproterozoic sedimentary sequences of the West Congo Supergroup. Locally, the area surrounding the main target is characterised by a gently folded sequence of sedimentary and carbonate rocks. Dolomite is the dominant rock type and is often observed as positively weathered "caps" on the hilltops. A summary of the material acquisition terms is set out in Schedule 1 of the ASX release on 18 June 2025.





ASX: BLZ

Subsequent to the end of the quarter, the Company announced that the transfer of an 80% shareholding interest in Congo Shining SARL, the owner of the Loulombo Project, had completed. Please refer to the ASX release on 21 July 2025.

The Loulombo Project comprises two (2) granted exploration licenses covering an area of 195km². The northern section of the Project area, Loulombo 1, is characterised by moderate rolling hills covered in tall grass with dense indigenous forest within the valleys. The southern portion covered by Loulombo 2 has significantly steeper topography and very poor accessibility. Work was focused around the Mimpala Target in Loulombo 1 which has seen significant artisanal mining after being discovered in 2022. As part of technical due diligence performed by the Company, mapping, soil sampling, rock-chip sampling and channel sampling of artisanal workings was undertaken by Gryphon Exploration (Pty) Ltd to ascertain the potential size and grade of the target.

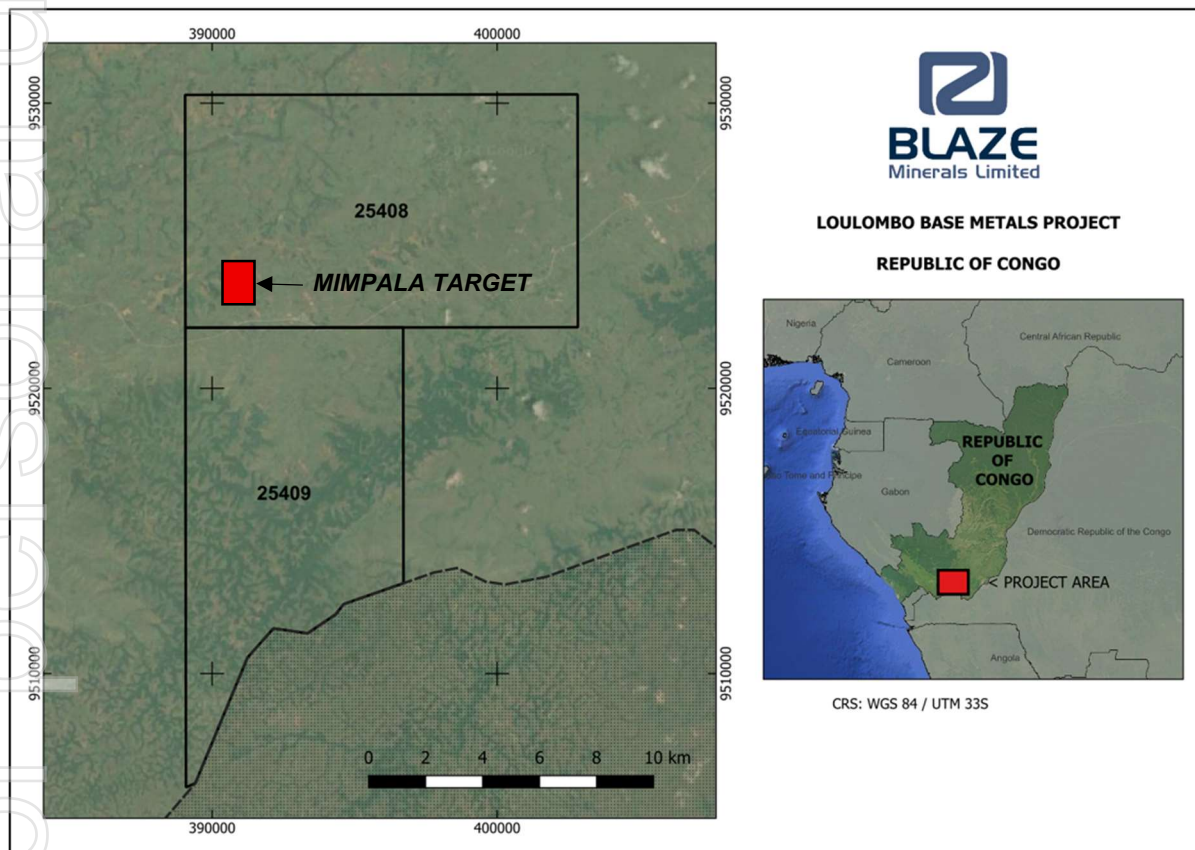


Figure 1: Location of the Loulombo Project licenses (25408/MIMG/CAB and 25409/MIMG/CAB) and Mimpala Target.

MIMPALA TARGET

Mimpala is the main target and has seen significant artisanal activity since its initial discovery in 2022. Hundreds of artisanal miners have extracted ore from the overburden and in-situ rock across three hilltops covering a strike of approximately 800 meters.





ASX: BLZ

ASX ANNOUNCEMENT
28 JULY 2025

Soil sampling was conducted on a 100m x 100m grid, where samples were taken within the B-horizon of the soil using standard operating procedures. The samples were dried in the sun and then sieved to -1mm, after which they were analysed using an Olympus Vanta handheld XRF. This reported a circa 1,500m x 500m lead-in-soil anomaly.

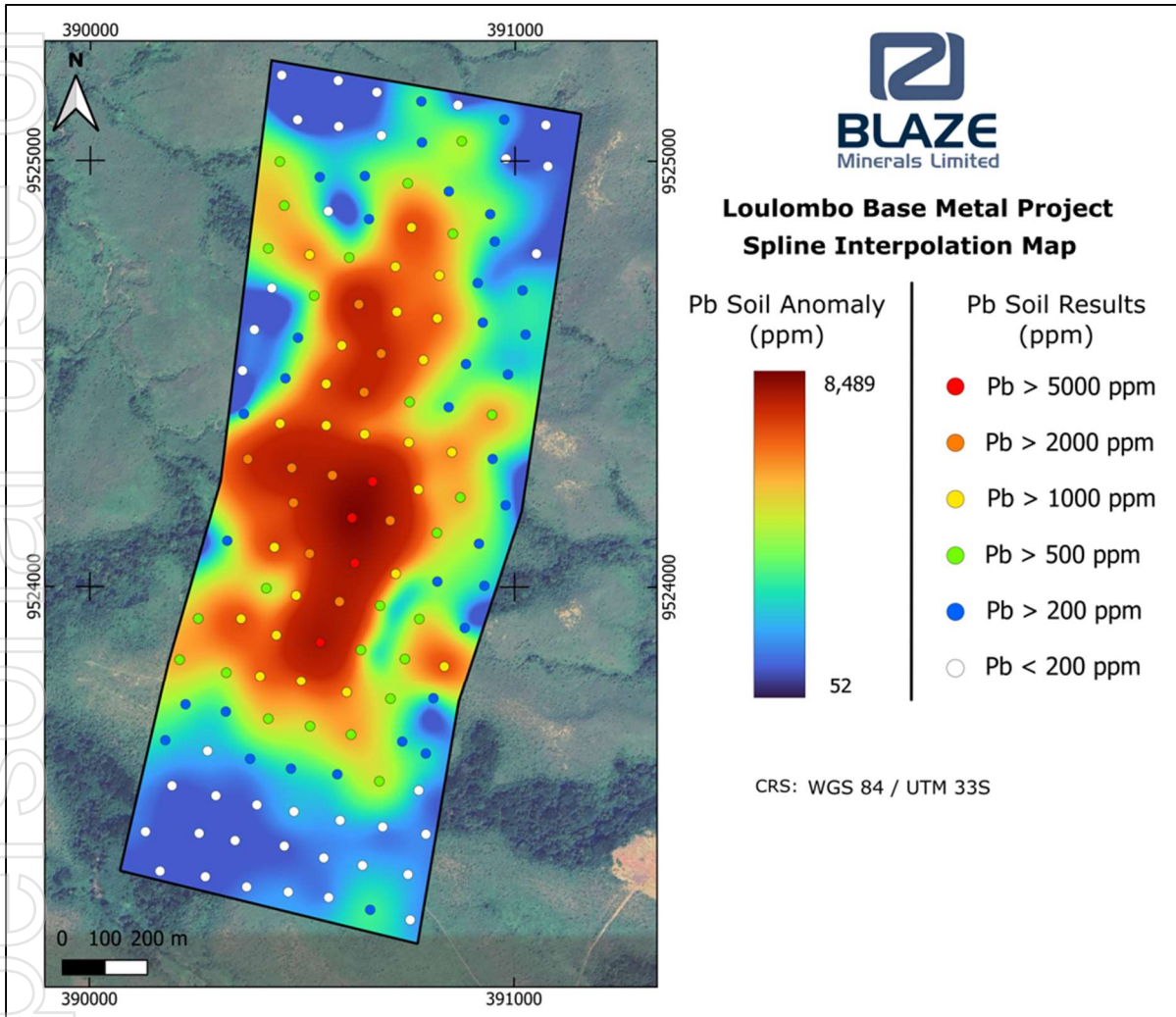


Figure 2: Heat map showing the lead-in-soil anomaly.

A total of 30 rock-chip samples and 28 channel samples were taken from the artisanal workings on the Mimpala Target over a strike of ~800m. The widths of the channel samples were constrained by the widths of the in-situ rock exposure within the artisanal workings and as such remain open in all directions. The zone of mineralisation was delineated based on the extent of artisanal workings across strike that exposed mineralised in-situ rock – this is estimated to be at least 30m wide. Artisanal workings in the northern section of the target have not yet reached in-situ rock exposure, hence all channel sampling being limited to the southern half of the target zone. All the rock-chip and channel samples were submitted to Scientific Services Laboratory in South Africa for multi-element analysis.





ASX: BLZ

ASX ANNOUNCEMENT
28 JULY 2025

Standout rock-chip results include:

- 60.5% Pb, 13.2% V, 0.4% Cu, and 0.1% Zn
- 49.5% Pb, 11.3% V, 3.4% Cu and 1.9% Zn
- 41.5% Pb, 9.7% V, 0.2% Cu, and 6.3% Zn

Refer to the ASX Announcement dated 18 June 2025 titled "Acquisition of Loulombo Base Metals Project" for details of all rock-chip samples and channel samples.




Figure 3: Map showing the lead results of the rock-chip samples in % Pb at the Mimpala target. These samples cover a strike of roughly 800m. Inserted text bubbles show the location of the different channel samples and their associated lead, vanadium, copper, and zinc grades.





ASX: BLZ

ASX ANNOUNCEMENT
28 JULY 2025

Recent activities have involved the commencement of regulatory requirements in support of a maiden drilling campaign, inclusive of an Environmental Impact Assessment (EIA) and Community Engagement, both of which are now well advanced.

The Company has identified a preferred drilling contractor and is awaiting a final quotation for equipment mobilisation prior to finalising the drilling contract.

NTUNGAMO PROJECT

The geology of the Ntungamo Project, in western Uganda, is comprised of a series of metasediments which form part of the Mesoproterozoic Kibaran Belt. These metasediments have been intruded by late-stage LCT pegmatites and associated granitoids which are enriched with several critical metals including gallium and rubidium.

A total of five diamond drill holes targeting two pegmatite bodies were completed during the Ntungamo drilling campaign for a total of 1,548 metres. The exact extent or width of either pegmatite was not known prior to drilling as neither of the two bodies outcropped on surface. Geological surface mapping, together with the examination of historic artisanal tunnelling, was done and provided sufficient evidence to the pegmatite's existence at depth. Drilling was planned to better understand the pegmatites geometry and potential mineralisation at depth. Drilling commenced in early January 2025 and ran until mid-April 2025. Drillholes NT-DD-001, NT-DD002 and NT-DD-003 targeted the southern pegmatite and drill holes NT-DD-004 and NT-DD-005 targeted the northern pegmatite.

Assays results returned for drill holes NT-DD-001, NT-DD002 and NT-DD-003 confirm a new critical mineral discovery for Gallium and Rubidium. Please refer to the ASX release on 11 June 2025.

Assays results returned for drill holes NT-DD-004 and NT-DD-005 are pending.

MITYANA PROJECT

The Mityana Project, in central Uganda, covers a large, mostly unexplored area that surrounds a historical tantalite mine. Exposure from the historical opencast operations show a 5-10m thick pegmatite that has intruded a sequence of schists and sandstones. The pegmatite undulates along strike, splits in places and appears to thicken with depth. The pegmatite is deeply weathered but boulders from the waste pile have shown relatively fresh samples of spodumene, amblygonite and lepidolite (lithium-bearing minerals). Local workers who were involved in the mining operation describe the tantalite as 1-3 mm diameter grains disseminated throughout the pegmatite. No systematic exploration has been undertaken on the project and earlier rock chip samples were only analysed for lithium which was the focus of exploration activities at the time. Lithium oxide values of up to 8.13% Li₂O were assayed by Gecko Uganda from amblygonite boulders in waste dumps from historical tantalite mining activities.

A drilling programme has been completed to test the thickness and grade of the pegmatite at depth and will be subject to multi-element analysis. A total of three (3) diamond drill holes were successfully





ASX: BLZ

ASX ANNOUNCEMENT
28 JULY 2025

completed in late December 2024 for a total of 587 meters. All holes were logged, and zones of potential mineralisation sent to ALS in Johannesburg, South Africa, for multi-element analysis following grant of an export permit. Assays have been received with no significant results returned.

No exploration activities were undertaken on the Mityana Project during the June quarter.

KIRKALOCKA

During the quarter, the Company surrendered its two exploration licences in the Kirkalocka area midway between Paynes Find and Mt Magnet in Western Australia.

CORPORATE ACTIVITY

During the quarter, the Company announced it had received firm commitments from various institutional, professional and sophisticated investors to raise \$2,422,000 before costs ("Placement"). In addition, Director, Mathew Walker (or entities associated with him) intends to subscribe for Shares on the same terms investing a further \$100,000. Please refer to the ASX release on 18 June 2025. The Placement involves the issue of 1,211,000,000 fully paid ordinary shares in the capital of the Company ("Shares") at an issue price of \$0.002 per Share with a further 50,000,000 Shares to be issued in relation to the director participation. The Shares under the Placement will be issued using the Company's placement capacity under Listing Rule 7.1 (164,463,878 Shares). These shares were issued on 26 June 2025. The issue of the remaining 1,046,536,122 Shares and the 50,000,000 Shares comprising the director participation remains subject to shareholder approval at a shareholder meeting scheduled for 20 August 2025. The Company has entered a mandate with CPS Capital Group Pty Ltd (Australian Financial Services Licence 294848) ("Lead Manager") to act as lead manager in relation to the Placement ("Mandate"). The fees payable by the Company to the Lead Manager (or its nominee/s) under the Mandate are 7% (excluding GST) of the gross funds raised under the Placement (comprising a 1% management fee and a 6% placement fee), payable in cash, and 290,000,000 options to acquire Shares (exercise price of \$0.005 each and expiry date of 30 November 2027) to be issued at a cost of \$0.00001 each (total consideration of \$2,900) ("Capital Raising Options"). The issue of the Capital Raising Options remains subject to shareholder approval at a shareholder meeting scheduled for 20 August 2025.

The funds raised from the Placement together with existing cash (~\$2,967,000) are intended to be used for acquisition payments in relation to the Loulombo project (~\$1,842,000), exploration costs (drilling and assays) on the Loulombo project (\$500,000), further exploration costs (geological mapping and geophysics) on the Company's existing Uganda Projects (\$240,000), costs of the Placement (\$177,000) and general working capital (\$208,000). This is a statement of current intentions as at the date of this announcement. As with any budget, the allocation of funds may change depending on a number of factors including, but not limited to, the success of exploration programs, as well as regulatory developments and economic conditions. In light of this, the Board reserves the right to alter the way funds are applied.

The shareholder meeting scheduled for 20 August 2025 will also seek shareholder approval for the issue of a total of 60,000,000 options to the directors (or nominees) and 50,000,000 options to CPS Capital Group Pty Ltd (or nominees) in consideration for corporate advisory services.





ASX: BLZ

ASX ANNOUNCEMENT
28 JULY 2025

ADDITIONAL ASX LISTING RULE DISCLOSURE

For the purpose of ASX Listing Rule 5.3.1, expenditure incurred on exploration activities during the quarter totalled \$464,000. Details of the exploration activities undertaken during the quarter in relation to this expenditure are as described in this announcement.

For the purpose of ASX Listing Rule 5.3.2, the Company confirms there was no substantive mining production and development activities undertaken during the quarter.

For the purpose of ASX Listing Rule 5.3.3, the details of the mining tenements and the Company's beneficial percentage interest held in those tenements at the end of the quarter, and tenements disposed of, are included in the Tenement Schedule below.

For the purpose of ASX Listing Rule 5.3.5, payments to related parties or their associates during the quarter totalled \$65,000. The payments related to monthly director fees, superannuation and provision of administration/consulting services.

TENEMENT SCHEDULE AND UPDATES

Tenements	Project	Size	Interest (%)	Grant Date (Application Date)	Expiry Date
EL00252	NTUNGAMO	14 km ²	60	01/10/2021	30/09/2027
EL00310	NTUNGAMO	1 km ²	60	04/09/2023	03/09/2027
EL00319	NTUNGAMO	45 km ²	60	20/09/2023	19/09/2027
EL00311	MITYANA	242 km ²	60	04/09/2023	03/09/2027
E20/1082	KYARRA	10 Blocks	100	(12/06/2024)	N/A

TENEMENTS SURRENDERED DURING THE QUARTER

Tenements	Project	Size	Interest (%)	Grant Date (Application Date)	Expiry Date
E59/2237	KIRKALOCKA	18 Blocks	100	17/05/2017	16/05/2027
E59/2249	KIRKALOCKA	2 Blocks	100	6/06/2017	5/06/2027

This announcement has been authorised by the Board of Blaze Minerals Limited.

For, and on behalf of, the Board of the Company

Mathew Walker
Managing Director

Blaze Minerals Limited

- ENDS -





ASX: BLZ

ASX ANNOUNCEMENT
28 JULY 2025

About Blaze Minerals

Blaze Minerals is a mineral exploration company focussed on identifying and developing high-margin, high-grade, and high-value ore deposits in highly prospective regions.

The Company has a highly prospective base metals project in the Republic of the Congo:

- **Loulombo Project, the Republic of the Congo:** The Loulombo Project comprises a total of 195 square kilometres over two granted exploration licenses in the Republic of the Congo, located 150 kilometres west of Brazzaville, inclusive of the Mimpala Target, a potentially high-grade discovery which has reported exceptional results from preliminary field activities.

The Company has two projects in Uganda:

- **Ntungamo Project, Uganda:** The Ntungamo Project is adjacent to the Mwirasandu Mine, the largest producing tin mine in Uganda, and highly prospective for critical minerals such as gallium and rubidium.
- **Mityana Project, Uganda:** The Mityana Project is the site of a historic open-cut tantalite mine.

Directors	BLZ Issued Capital
David Prentice	
Chairman	1,778,463,878 Ordinary Shares
Mathew Walker	555,220,877 ("BLZO") Quoted options exercisable at \$0.01 on or before 31 December 2027
Managing Director	
Simon Coxhell	15,000,000 ("BLZOPT3") Unquoted options exercisable at \$0.03 on or before 31 December 2025
Technical Director	

Forward looking statements

This announcement contains forward-looking statements which are identified by words such as 'may', 'could', 'believes', 'estimates', 'targets', 'expects', or 'intends' and other similar words that involve risks and uncertainties. These statements are based on an assessment of present economic and operating conditions, and on a number of assumptions regarding future events and actions that, as at the date of this announcement, are expected to take place. Such forward-looking statements does not guarantee future performance and involve known and unknown risks, uncertainties, assumptions and other important factors, many of which are beyond the control of the Company, the directors and our management. We cannot and do not give any assurance that the results, performance or achievements expressed or implied by the forward-looking statements contained in this announcement will actually occur and investors are cautioned not to place undue reliance on these forward-looking statements. We have no intention to update or revise forward-looking statements, or to publish prospective financial information in the future, regardless of whether new information, future events or any other factors affect the information contained in this announcement, except where required by law. These forward-looking statements are subject to various risk factors that could cause our actual results to differ materially from the results expressed or anticipated in these statements.





ASX: BLZ

ASX ANNOUNCEMENT
28 JULY 2025

Competent Person Statement – Loulombo Project

The information in this announcement that relates to exploration results in relation to the Loulombo Project, the Republic of the Congo was previously announced with a competent person statement on 18 July 2025 in the ASX announcement titled “Acquisition of the Loulombo Base Metals Project”. The Company is not aware of any new information or data that materially affects that information included in this announcement.

Competent Person Statement – Uganda Projects

The information in this announcement that relates to exploration results in relation to the Ntungamo Project, Uganda was previously announced with a competent person statement on 11 June 2025 in the ASX announcement titled “Ntungamo Drilling Results”. The Company is not aware of any new information or data that materially affects that information included in this announcement.

The information in this announcement that relates to exploration results in relation to the Mityana Project, Uganda was previously announced with a competent person statement on 17 October 2024 in the ASX announcement titled “Acquisition of Critical Metals Projects”. The Company is not aware of any new information or data that materially affects that information included in this announcement.



For personal use only

Appendix 5B

Mining exploration entity or oil and gas exploration entity quarterly cash flow report

Name of entity

Blaze Minerals Limited

ABN

15 074 728 019

Quarter ended ("current quarter")

30 June 2025

Consolidated statement of cash flows	Current quarter \$A'000	Year to date (12 months) \$A'000
1. Cash flows from operating activities		
1.1 Receipts from customers	-	-
1.2 Payments for		
(a) exploration & evaluation	(27)	(31)
(b) development	-	-
(c) production	-	-
(d) staff costs	(58)	(248)
(e) administration and corporate costs	(98)	(618)
1.3 Dividends received (see note 3)	-	-
1.4 Interest received	1	7
1.5 Interest and other costs of finance paid	-	-
1.6 Income taxes paid	-	-
1.7 Government grants and tax incentives	-	-
1.8 Other	-	-
1.9 Net cash from / (used in) operating activities	(182)	(890)
2. Cash flows from investing activities		
2.1 Payments to acquire or for:		
(a) entities	-	-
(b) tenements	-	-
(c) property, plant and equipment	-	-
(d) exploration & evaluation	(437)	(1,052)
(e) investments	-	-

Mining exploration entity or oil and gas exploration entity quarterly cash flow report

Consolidated statement of cash flows		Current quarter \$A'000	Year to date (12 months) \$A'000
	(f) other non-current assets	-	-
2.2	Proceeds from the disposal of:		
	(a) entities	-	-
	(b) tenements	-	-
	(c) property, plant and equipment	-	29
	(d) investments	-	-
	(e) other non-current assets	-	-
2.3	Cash flows from loans to other entities	(26)	(90)
2.4	Dividends received	-	-
2.5	Other (provide details if material)	-	-
2.6	Net cash from / (used in) investing activities	(463)	(1,113)

3.	Cash flows from financing activities		
3.1	Proceeds from issues of equity securities (excluding convertible debt securities)	329	1,781
3.2	Proceeds from issue of convertible debt securities	-	-
3.3	Proceeds from exercise of options	-	-
3.4	Transaction costs related to issues of equity securities or convertible debt securities	(7)	(108)
3.5	Proceeds from borrowings	-	-
3.6	Repayment of borrowings	-	-
3.7	Transaction costs related to loans and borrowings	-	-
3.8	Dividends paid	-	-
3.9	Other (equity securities funds held in trust)	51	51
3.10	Net cash from / (used in) financing activities	373	1,673

4.	Net increase / (decrease) in cash and cash equivalents for the period		
4.1	Cash and cash equivalents at beginning of period	682	740
4.2	Net cash from / (used in) operating activities (item 1.9 above)	(182)	(890)
4.3	Net cash from / (used in) investing activities (item 2.6 above)	(463)	(1,113)
4.4	Net cash from / (used in) financing activities (item 3.10 above)	373	1,673

Mining exploration entity or oil and gas exploration entity quarterly cash flow report

Consolidated statement of cash flows		Current quarter \$A'000	Year to date (12 months) \$A'000
4.5	Effect of movement in exchange rates on cash held	-	-
4.6	Cash and cash equivalents at end of period	410	410

5.	Reconciliation of cash and cash equivalents at the end of the quarter (as shown in the consolidated statement of cash flows) to the related items in the accounts	Current quarter \$A'000	Previous quarter \$A'000
5.1	Bank balances	410	682
5.2	Call deposits	-	-
5.3	Bank overdrafts	-	-
5.4	Other ((High Interest Account)	-	-
5.5	Cash and cash equivalents at end of quarter (should equal item 4.6 above)	410	682

6.	Payments to related parties of the entity and their associates	Current quarter \$A'000
6.1	Aggregate amount of payments to related parties and their associates included in item 1	65
6.2	Aggregate amount of payments to related parties and their associates included in item 2	-

Note: if any amounts are shown in items 6.1 or 6.2, your quarterly activity report must include a description of, and an explanation for, such payments.

Mining exploration entity or oil and gas exploration entity quarterly cash flow report

7. Financing facilities	Total facility amount at quarter end \$A'000	Amount drawn at quarter end \$A'000
<i>Note: the term "facility" includes all forms of financing arrangements available to the entity.</i>		
<i>Add notes as necessary for an understanding of the sources of finance available to the entity.</i>		
7.1 Loan facilities	-	-
7.2 Credit standby arrangements	-	-
7.3 Other (please specify)	-	-
7.4 Total financing facilities	-	-
7.5 Unused financing facilities available at quarter end		-
7.6 Include in the box below a description of each facility above, including the lender, interest rate, maturity date and whether it is secured or unsecured. If any additional financing facilities have been entered into or are proposed to be entered into after quarter end, include a note providing details of those facilities as well.		

8. Estimated cash available for future operating activities	\$A'000
8.1 Net cash from / (used in) operating activities (item 1.9)	(182)
8.2 (Payments for exploration & evaluation classified as investing activities) (item 2.1(d))	(437)
8.3 Total relevant outgoings (item 8.1 + item 8.2)	(619)
8.4 Cash and cash equivalents at quarter end (item 4.6)	410
8.5 Unused finance facilities available at quarter end (item 7.5)	-
8.6 Total available funding (item 8.4 + item 8.5)	410
8.7 Estimated quarters of funding available (item 8.6 divided by item 8.3)	0.66
<i>Note: if the entity has reported positive relevant outgoings (ie a net cash inflow) in item 8.3, answer item 8.7 as "N/A". Otherwise, a figure for the estimated quarters of funding available must be included in item 8.7.</i>	
8.8 If item 8.7 is less than 2 quarters, please provide answers to the following questions:	
8.8.1 Does the entity expect that it will continue to have the current level of net operating cash flows for the time being and, if not, why not?	
Answer: No. The prior quarter included one off costs associated with the acquisition of an interest in the Loulombo Project.	
8.8.2 Has the entity taken any steps, or does it propose to take any steps, to raise further cash to fund its operations and, if so, what are those steps and how likely does it believe that they will be successful?	
Answer: Yes. As announced on 18 June 2025, the Company obtained firm commitments for a \$2,522,000 raising. Approximately \$329,000 was raised through an issue of shares on 26 June. The balance of \$2,193,000 remains subject to shareholder approval with a shareholder meeting convened for 20 August 2025.	

8.8.3 Does the entity expect to be able to continue its operations and to meet its business objectives and, if so, on what basis?

Answer: Yes. On the basis tranche 2 of the capital raising announced on 18 June 2025 is completed following shareholder approval on 20 August 2025, a further \$2,193,000 (before costs) will be raised.

Note: where item 8.7 is less than 2 quarters, all of questions 8.8.1, 8.8.2 and 8.8.3 above must be answered.

Compliance statement

- 1 This statement has been prepared in accordance with accounting standards and policies which comply with Listing Rule 19.11A.
- 2 This statement gives a true and fair view of the matters disclosed.

Date: 28 July 2025

Authorised by: the Board

(Name of body or officer authorising release – see note 4)

Notes

1. This quarterly cash flow report and the accompanying activity report provide a basis for informing the market about the entity's activities for the past quarter, how they have been financed and the effect this has had on its cash position. An entity that wishes to disclose additional information over and above the minimum required under the Listing Rules is encouraged to do so.
2. If this quarterly cash flow report has been prepared in accordance with Australian Accounting Standards, the definitions in, and provisions of, *AASB 6: Exploration for and Evaluation of Mineral Resources* and *AASB 107: Statement of Cash Flows* apply to this report. If this quarterly cash flow report has been prepared in accordance with other accounting standards agreed by ASX pursuant to Listing Rule 19.11A, the corresponding equivalent standards apply to this report.
3. Dividends received may be classified either as cash flows from operating activities or cash flows from investing activities, depending on the accounting policy of the entity.
4. If this report has been authorised for release to the market by your board of directors, you can insert here: "By the board". If it has been authorised for release to the market by a committee of your board of directors, you can insert here: "By the [name of board committee – eg Audit and Risk Committee]". If it has been authorised for release to the market by a disclosure committee, you can insert here: "By the Disclosure Committee".
5. If this report has been authorised for release to the market by your board of directors and you wish to hold yourself out as complying with recommendation 4.2 of the ASX Corporate Governance Council's *Corporate Governance Principles and Recommendations*, the board should have received a declaration from its CEO and CFO that, in their opinion, the financial records of the entity have been properly maintained, that this report complies with the appropriate accounting standards and gives a true and fair view of the cash flows of the entity, and that their opinion has been formed on the basis of a sound system of risk management and internal control which is operating effectively.