

Appendix 4C and Quarterly Activities Report

The Board of Directors of 333D Ltd (ASX:T3D or “**Company**”) releases its cash flow report (**Appendix 4C**) for the quarter ending 30 June 2025 (“**the quarter**”) and provides an update on activities during the quarter.

QUARTERLY ACTIVITIES REPORT

Principal Activities

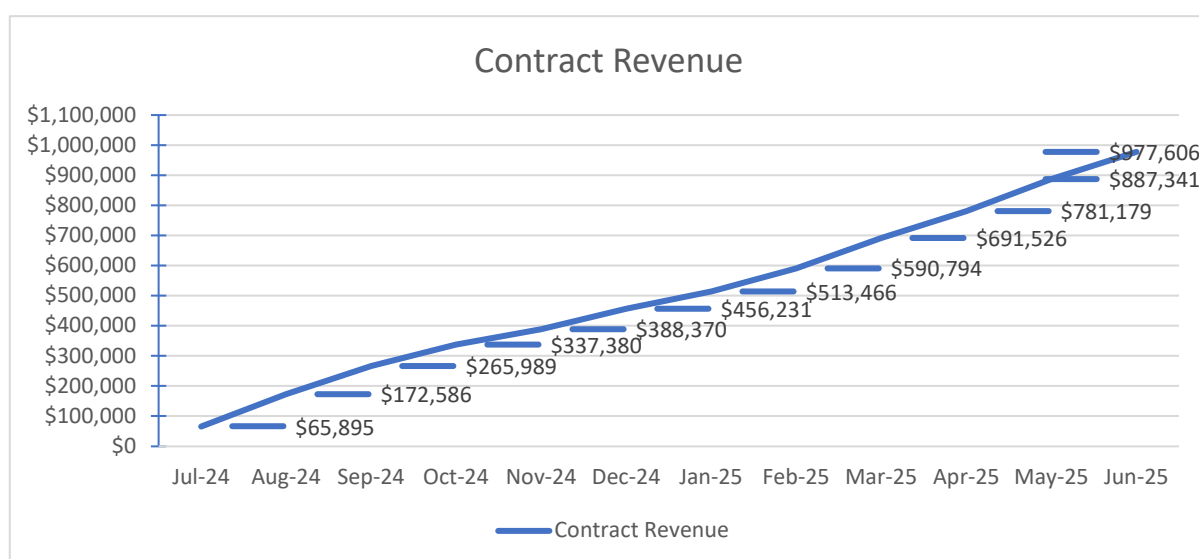
333D specialises in the digital capture of a subject matter; digital creation of data files incorporating diagnostic or medical imaging in DICOM format, 2D, 3D and animated digital content including still photography, digital design and motion video; and encoding data files using artificial intelligence such that a digitally created file is generated that is viewable in a 3D format and capable of being printed by a 3D printer. 333D Limited also provides bespoke design and management of digital assets (including 3D print files) and bespoke 3D printing bureau services.


Key areas of activity during the quarter

The Company continued to receive licence and services fees from its digital asset management contracts generating \$275,234 in cash receipts from customers. This represents an increase of 12.09% compared to the previous quarter.

Subsequent to a trial period in July 2024, the Company announced two new contracts with healthcare providers for digital asset management, software development and 3D printing services.

During the year, these contracts generated revenue of more than \$970,000 as shown in the graph below:





The net operating cash used in operating activities from the quarter was \$85, compared to \$23,012 cash received from last quarter.

Summary of expenditure incurred

Expenditure during the quarter was approximately \$275,342. The expenditure incurred and reported in the Appendix 4C during the quarter comprised;

▪ product manufacturing and operating costs	\$140,132
▪ staff cost	\$ 23,975
▪ administration and corporate costs	\$111,235

Payments to related parties

Pursuant to *ASX Listing Rule 4.7C.3*, the Company made payments to related parties during the quarter of \$12,042 (\$8,800 to entities related to Director Mr John Conidi and \$3,242 to entities related to Director Dr Nigel Finch) for the reimbursement of expenses incurred on behalf of the Company.

Events subsequent to the quarter

There were no material events subsequent to the end of the quarter.

Use of Funds Statement

The Company confirms that the quarter is not included in a period covered by a “use of funds” statement or expenditure program in a prospectus, PDS or information memorandum previously lodged under *ASX Listing Rule 1.1*.

- END -

The release of this announcement was **authorised by the Board of Directors** of the Company.

For personal use only



About 333D Limited

333D Limited is a company that seeks to capitalise upon opportunities in the digital line of business as new technologies are developed from both digital capture and digital creation perspectives, that will lend themselves for use in a myriad of interfaces, both physical (3D printed) and/or across other or additional digital platforms. 333D specialises in the digital capture of a subject matter; digital creation of data files incorporating diagnostic or medical imaging in DICOM format, 2D, 3D and animated digital content including still photography, digital design and motion video; and encoding data files using artificial intelligence such that a digitally created file is generated that is viewable in a 3D format and capable of being printed by a 3D printer. 333D Limited also provides bespoke design and management of digital assets (including 3D print files) and bespoke 3D printing bureau services.

To find out more about 333D visit 333D.co

For further enquiries please contact:

John Conidi - Executive Chairman
+61 (0) 411 773 101
john@333d.co

For personal use only

Appendix 4C

Quarterly cash flow report for entities subject to Listing Rule 4.7B

Name of entity

333D Limited

ABN

26 118 159 881

Quarter ended ("current quarter")

30 June 2025

Consolidated statement of cash flows	Current quarter \$A	Year to date (12 months) \$A
1. Cash flows from operating activities		
1.1 Receipts from customers	275,234	1,008,331
1.2 Payments for		
(a) research and development	-	-
(b) product manufacturing and operating costs	-140,132	-452,689
(c) advertising and marketing	-	-14
(d) leased assets	-	-
(e) staff costs	-23,975	-109,543
(f) administration and corporate costs	-111,235	-476,985
1.3 Dividends received (see note 3)	-	-
1.4 Interest received	23	339
1.5 Interest and other costs of finance paid	-	-
1.6 Income taxes paid	-	-
1.7 Government grants and tax incentives	-	101,238
1.8 Other (provide details if material)	-	-
1.9 Net cash from / (used in) operating activities	-85	70,677

2. Cash flows from investing activities		
2.1 Payments to acquire:		
(a) entities	-	-
(b) businesses	-	-
(c) property, plant and equipment	-	-
(d) investments	-	-
(e) intellectual property	-	-
(f) other non-current assets	-	-

For personal use only

Consolidated statement of cash flows		Current quarter \$A	Year to date (12 months) \$A
2.2	Proceeds from disposal of:		
	(a) entities	-	-
	(b) businesses	-	-
	(c) property, plant and equipment	-	-
	(d) investments	-	-
	(e) intellectual property	-	-
	(f) other non-current assets	-	-
2.3	Cash flows from loans to other entities	-	-
2.4	Dividends received (see note 3)	-	-
2.5	Other (provide details if material)	-	-
2.6	Net cash from / (used in) investing activities	-	-

3.	Cash flows from financing activities		
3.1	Proceeds from issues of equity securities (excluding convertible debt securities)	-	-
3.2	Proceeds from issue of convertible debt securities	-	-
3.3	Proceeds from exercise of options	-	-
3.4	Transaction costs related to issues of equity securities or convertible debt securities	-	-
3.5	Proceeds from borrowings	-	50,000
3.6	Repayment of borrowings	-	-50,000
3.7	Transaction costs related to loans and borrowings	-	-
3.8	Dividends paid	-	-
3.9	Other (provide details if material)	-	-
3.10	Net cash from / (used in) financing activities	-	-

4.	Net increase / (decrease) in cash and cash equivalents for the period		
4.1	Cash and cash equivalents at beginning of period	75,348	258,721
4.2	Net cash from / (used in) operating activities (item 1.9 above)	-85	93,774
4.3	Net cash from / (used in) investing activities (item 2.6 above)	-	-
4.4	Net cash from / (used in) financing activities (item 3.10 above)	-	-

Consolidated statement of cash flows		Current quarter \$A	Year to date (12 months) \$A
4.5	Effect of movement in exchange rates on cash held	-	-
4.6	Cash and cash equivalents at end of period	75,263	352,495

5.	Reconciliation of cash and cash equivalents at the end of the quarter (as shown in the consolidated statement of cash flows) to the related items in the accounts	Current quarter \$A	Previous quarter \$A
5.1	Bank balances	75,263	75,346
5.2	Call deposits	-	-
5.3	Bank overdrafts	-	-
5.4	Other (provide details)	-	-
5.5	Cash and cash equivalents at end of quarter (should equal item 4.6 above)	75,263	75,346

6. Payments to related parties of the entity and their associates

- | | | Current quarter
\$A |
|-----|---|------------------------|
| 6.1 | Aggregate amount of payments to related parties and their associates included in item 1 | 12,042 |
| 6.2 | Aggregate amount of payments to related parties and their associates included in item 2 | - |

Note: if any amounts are shown in items 6.1 or 6.2, your quarterly activity report must include a description of, and an explanation for, such payments

The Company made payments to related parties during the quarter of \$12,042 (\$8,800 to entities related to Director Mr John Conidi and \$3,242 to entities related to Director Dr Nigel Finch) for the reimbursement of expenses incurred on behalf of the Company.

7. Financing facilities

Note: the term "facility" includes all forms of financing arrangements available to the entity.

Add notes as necessary for an understanding of the sources of finance available to the entity.

- 7.1 Loan facilities
- 7.2 Credit standby arrangements
- 7.3 Other (please specify)
- 7.4 **Total financing facilities**

	Total facility amount at quarter end \$A	Amount drawn at quarter end \$A
7.1	-	-
7.2	-	-
7.3	-	-
7.4	-	-

7.5 Unused financing facilities available at quarter end

-

- 7.6 Include in the box below a description of each facility above, including the lender, interest rate, maturity date and whether it is secured or unsecured. If any additional financing facilities have been entered into or are proposed to be entered into after quarter end, include a note providing details of those facilities as well.

8. Estimated cash available for future operating activities**\$A**

8.1	Net cash from / (used in) operating activities (Item 1.9)	-85
8.2	Cash and cash equivalents at quarter end (Item 4.6)	75,263
8.3	Unused finance facilities available at quarter end (Item 7.5)	-
8.4	Total available funding (Item 8.2 + Item 8.3)	75,263
8.5	Estimated quarters of funding available (Item 8.4 divided by Item 8.1)	885.45

- 8.6 If Item 8.5 is less than 2 quarters, please provide answers to the following questions:

1. Does the entity expect that it will continue to have the current level of net operating cash flows for the time being and, if not, why not?

Answer: N/A

2. Has the entity taken any steps, or does it propose to take any steps, to raise further cash to fund its operations and, if so, what are those steps and how likely does it believe that they will be successful?

Answer: N/A


3. Does the entity expect to be able to continue its operations and to meet its business objectives and, if so, on what basis?

Answer: N/A

Compliance statement

- 1 This statement has been prepared in accordance with accounting standards and policies which comply with Listing Rule 19.11A.
- 2 This statement gives a true and fair view of the matters disclosed.

Date: **28 July 2025**



Authorised by: **Dr Nigel Finch, Director**
(Name of body or officer authorising release – see note 4)

Notes

1. This quarterly cash flow report and the accompanying activity report provide a basis for informing the market about the entity's activities for the past quarter, how they have been financed and the effect this has had on its cash position. An entity that wishes to disclose additional information over and above the minimum required under the Listing Rules is encouraged to do so.
2. If this quarterly cash flow report has been prepared in accordance with Australian Accounting Standards, the definitions in, and provisions of, *AASB 107: Statement of Cash Flows* apply to this report. If this quarterly cash flow report has been prepared in accordance with other accounting standards agreed by ASX pursuant to Listing Rule 19.11A, the corresponding equivalent standard applies to this report.
3. Dividends received may be classified either as cash flows from operating activities or cash flows from investing activities, depending on the accounting policy of the entity.
4. If this report has been authorised for release to the market by your board of directors, you can insert here: "By the board". If it has been authorised for release to the market by a committee of your board of directors, you can insert here: "By the [name of board committee – eg Audit and Risk Committee]". If it has been authorised for release to the market by a disclosure committee, you can insert here: "By the Disclosure Committee".
5. If this report has been authorised for release to the market by your board of directors and you wish to hold yourself out as complying with recommendation 4.2 of the ASX Corporate Governance Council's *Corporate Governance Principles and Recommendations*, the board should have received a declaration from its CEO and CFO that, in their opinion, the financial records of the entity have been properly maintained, that this report complies with the appropriate accounting standards and gives a true and fair view of the cash flows of the entity, and that their opinion has been formed on the basis of a sound system of risk management and internal control which is operating effectively.