

Building a *global* graphite company



ersonal use only



6 INTERNATIONAL
GRAPHITE

Executive Presentation
July 2025



INTERNATIONAL
GRAPHITE
ASX:IG6 | FRA:H99

ABOUT THIS DOCUMENT: This document has been prepared by International Graphite Limited (the "Company" or "International Graphite"). No representation, expressed or implied, or warranty as to the accuracy or completeness of the information contained herein is made by any party and nothing contained herein shall be relied upon as a promise or representation as to the future. In all cases, recipients should conduct their own investigation and analysis of International Graphite.

This presentation, including the information contained in this disclaimer is not a prospectus, disclosure document, product disclosure statement or other offering document under Australian law or under any other law. It is for information purposes only and does not constitute an offer, invitation or recommendation to subscribe for or purchase any security and neither the presentation, disclaimer nor anything contained in them forms the basis of any contract or commitment. This presentation does not take into account your individual investment objectives, financial situation or particular needs. You must not act on the basis of any matter contained in this presentation but must make your own assessment of the Company.

All statements in this presentation, other than statements of historical facts, which address the future activities and events or developments that the Company expects to occur, are forward looking statements. Although the Company believes the expectations expressed in such statements are based on reasonable assumptions, such statements are not guarantees of future performance and actual results or developments may differ materially from those in forward-looking statements. To the maximum extent permitted by law, none of International Graphite or its related corporations, directors, employees or agents, nor any other person, accepts any liability, including, without limitation, any liability arising from fault or negligence, for any loss arising from the use of this presentation or its contents or otherwise arising in connection with it. Recipients should make their own enquiries in relation to any investment decisions. Although the Company has attempted to identify important factors that could cause actual actions, events or results to differ materially from those described in forward-looking information, there may be other factors that cause actions, events or results to differ from those anticipated, estimated or intended.

Forward-looking information contained herein is current as at the date of this presentation and the Company disclaims any obligation to update any forward-looking information, whether as a result of new information, future events or results otherwise. There can be no assurance that forward-looking information or statements will prove to be accurate, as actual results and future events could differ materially from those anticipated in such information or statements. Accordingly, readers should not place undue reliance on forward-looking statements.

FORWARD LOOKING STATEMENTS: This document contains "forward-looking statements" and "forward-looking information", including statements and forecasts which include without limitation, expectations regarding future performance, costs, production levels or rates, mineral reserves and resources, the financial position of the Company, industry growth and other trend projections. Often, but not always, forward-looking information can be identified by the use of words such as "plans", "expects", "is expected", "is expecting", "budget", "scheduled", "estimates", "forecasts", "intends", "anticipates", or "believes", or variations (including negative variations) of such words and phrases, or state that certain actions, events or results "may", "could", "would", "might", or "will" be taken, occur or be achieved. Such information is based on assumptions and judgements of management regarding future events and results. The purpose of forward-looking information is to provide the audience with information about management's expectations and plans. Readers are cautioned that forward-looking information involves known and unknown risks, uncertainties and other factors which may cause the actual results, performance or achievements of the Company and/or its subsidiaries to be materially different from any future results, performance or achievements expressed or implied by the forward-looking information. Such factors include, among others, changes in market conditions, future prices of minerals/commodities, the actual results of current production, development and/or exploration activities, changes in project parameters as plans continue to be refined, variations in grade or recovery rates, plant and/or equipment failure and the possibility of cost overruns. Forward-looking information and statements are based on the reasonable assumptions, estimates, analysis and opinions of management made in light of its experience and its perception of trends, current conditions and expected developments, as well as other factors that management believes to be relevant and reasonable in the circumstances at the date such statements are made, but which may prove to be incorrect. The Company believes that the assumptions and expectations reflected in such forward-looking statements and information are reasonable. Readers are cautioned that the foregoing list is not exhaustive of all factors and assumptions which may have been used. The Company does not undertake to update any forward-looking information or statements, except in accordance with applicable securities laws.



Building on three pillars...

- *International industrial graphite business in operation by 2026-27*
- *World class Western Australian graphite mine*
- *Developing a downstream battery anode material business for lithium-ion batteries*



BREAKING NEWS!



JV signed with international partners to build expandable graphite plant in Germany ...

Expandable Graphite, Germany

Bringing together industry leaders to develop a new European supply source



CAPEX target
 €5M
 (~A\$9.0M)

Products targeting
 US\$4–7,000/t
 (A\$6-10,000/t)

Output target
 ~3,000 t/y

Production target
 2027



- Arctic Graphite - 50% JV partner
- Leonhard Nilsen & Sonner AS - Norway's biggest earthmoving and mining contractor and operator of the Skaland Graphite Mine
- Completed **Preliminary Economic Assessment**, identified site



- Processing, engineering, design, execution
- Completing front end engineering and design to earn **50% interest**



- Hensen - Global market leaders in industrial graphite products IP, establishing a European footprint. Expressed an interest in equity participation
- ProGraphite - Germany's graphite processing specialists



- Expert mining financiers with proven graphite financing expertise

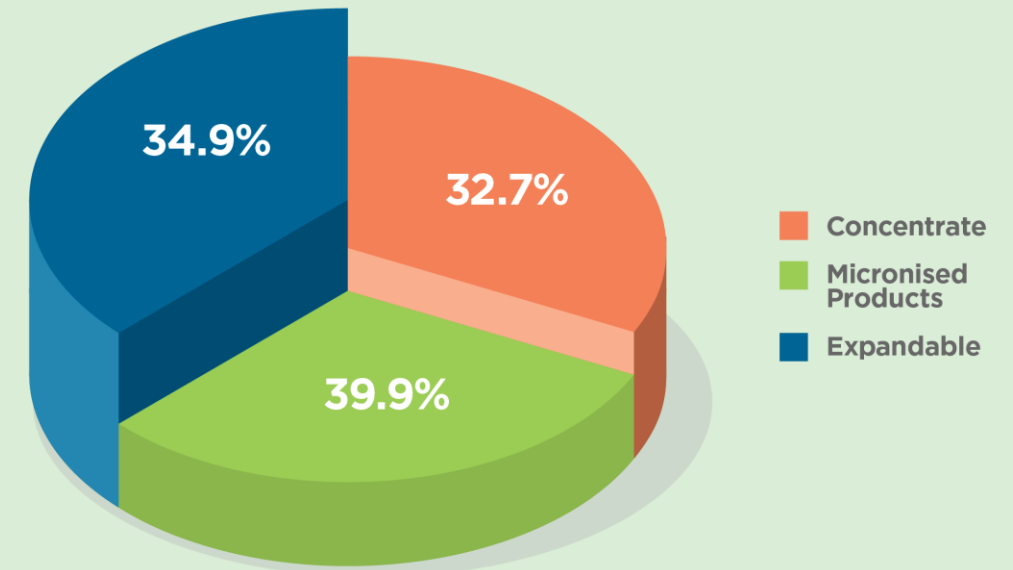
Proven technologies

Serving a large and growing European market

- Expandable graphite is created when natural flake graphite is treated with intercalating agents, which are usually acids inserted between the graphite layers
- When heated, these intercalated compounds rapidly vaporise, forcing the graphite layers apart and expanding the material by up to 300 times its original volume creating a lightweight, insulating carbon structure



EUROPEAN GRAPHITE IMPORTS



- Europe consumes ~100,000 – 120,000 tonnes of graphite per annum **growing at 4-5% CAGR**, the majority of which is imported

* Source: European Advanced Carbon and Graphite Materials Association, independent company market research

ersonal use only

Our immediate focus...

***downstream production
and cashflow from Collie
and Germany***



Graphite Micronising Collie, WA

Australia's first commercial plant in construction. Revenue in 2027

CAPEX
 \$6.3M (Stage 1)
 \$8.0M (Stage 1+2)

Revenue
 \$14.1M →
 \$28.0M per year

Output
 ~4,000 t/y →
 ~7,500 t/y

IRR
 43% → 72%



- Stage 1: Underway

- Stage 2: \$1.7M expansion to almost double output

- Pilot facility producing product for customer qualification

- Certified to ISO 9001:2015



* ASX Announcement 20 March 2025

Built from operational expertise

Australia's first graphite processing and R&D facility built and operating at Collie, WA



- **Six years** invested in downstream development
- **1,216 kg of graphite** concentrate processed into micronised and spheroidised product
- **Quality assured** to ISO 9001:2015
- **Thousand of feasibility hours** developing upstream and downstream facilities
- **Partnering with market leaders**

Integrated global graphite companies

Mining, downstream processing and high value graphite products include...



GERMANY est.1871



USA est.1895



FRANCE est.1863



USA est.1917



Brazil est.1939



India est.2018

ersonal use only

The next integrated industrial graphite company ...

Production goals by 2027 ...

- 2 plants in operation
- Proven and established processing technologies
- With high profile Industry leading partners
- Producing ~10,000 t/y of graphite products
- Accessing strong value added pricing

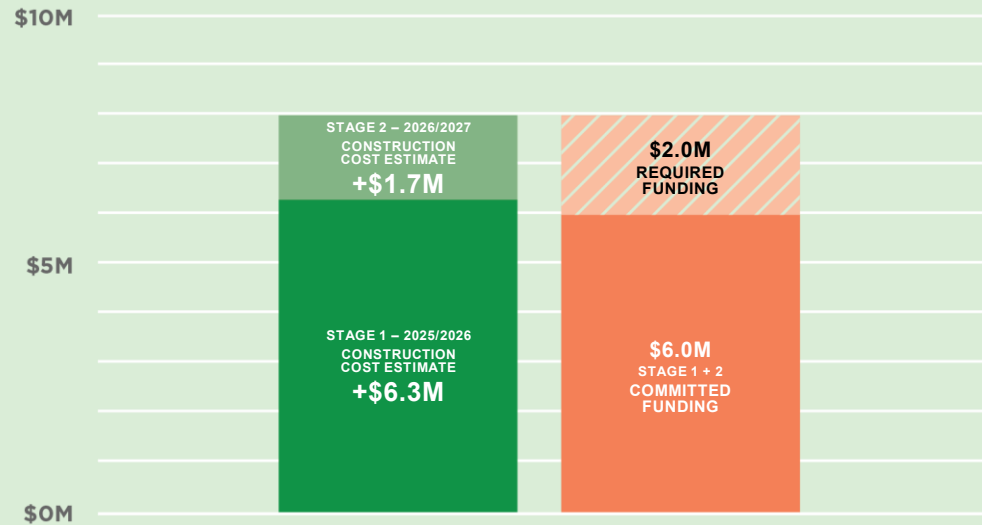
...for \$5-6M additional construction cost



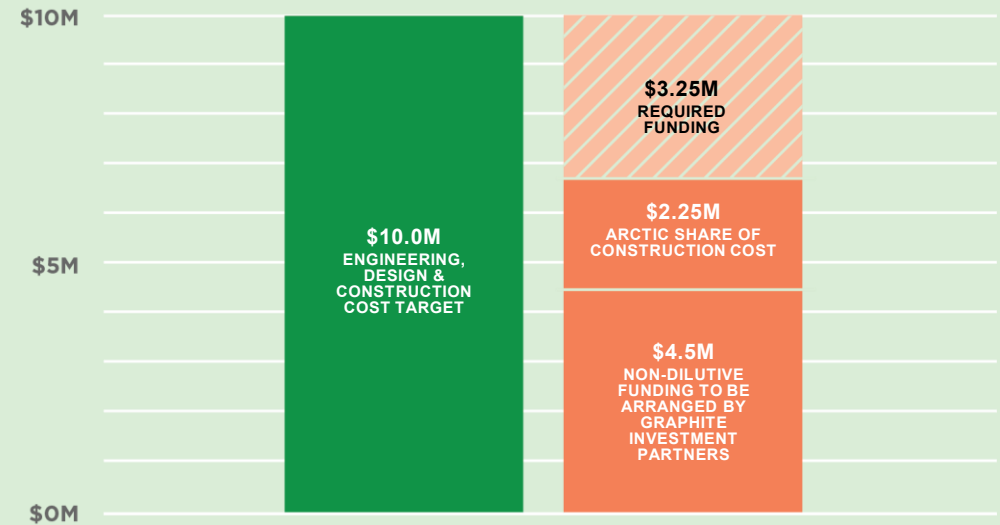
Capital Cost Estimates and Funding (A\$)

Two plants expected to produce >10,000 t/y of product from 2027

COLLIE GRAPHITE MICRONISING FACILITY



GERMAN EXPANDABLE GRAPHITE FACILITY



* Forecasts from Front End Engineering and Design (FEED) study released 20 March 2025

* Target metrics to be confirmed through engineering and design phase. Funding initiatives reflect terms of the Co-operation Agreement dated 23 July and are subject to successful engineering and design works

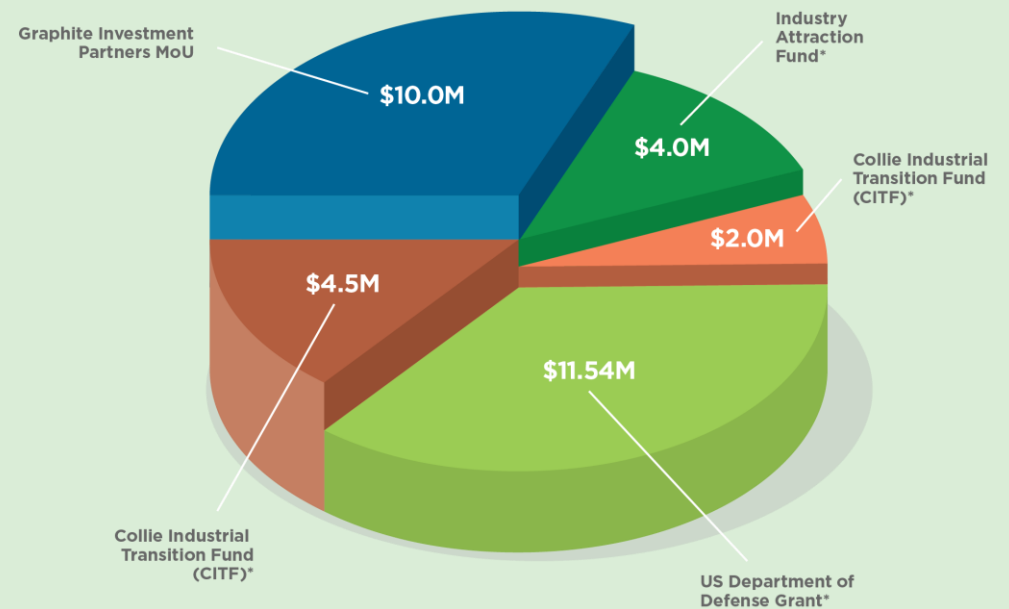
High Leverage to Execution

>\$30M in potential funding sources

ersonal use only

ASX ticker	IG6
Share price (A\$/share)	\$0.072
Shares on issue (M)	193.6
Options and performance rights (M)	37.2
Market capitalisation – undiluted (A\$M)	\$14.0M
Cash @ 31 March 2025 (A\$M)	\$1.5M
Internal shareholding – Directors, related parties and associates	20%
WA State Government grant funds available	\$10.5M
US DoD grant submission shortlisted	US\$7.5M
Graphite Investment Partners LOI	\$10.0M

POTENTIAL FUNDING SOURCES



▪ **MOU for spheroidised graphite and potential project investment**

1. Financial Assistance Agreements in place with IAF and CITF. Requires a level of co-funding. Refer ASX releases 12 November 2024,, 15 January 2025 and 23 January 2025 2. US\$7.5M US Department of Defense Grant is in the assessment process refer AX release 19 May 2025. 3. Graphite Investment Partners LOI seeks to provide funding for German Expandable Graphite Facility and Collie Micronising Facility subject to due diligence and terms.

**The graphite market
is growing rapidly...**

***... current pricing supports
new value added supply***



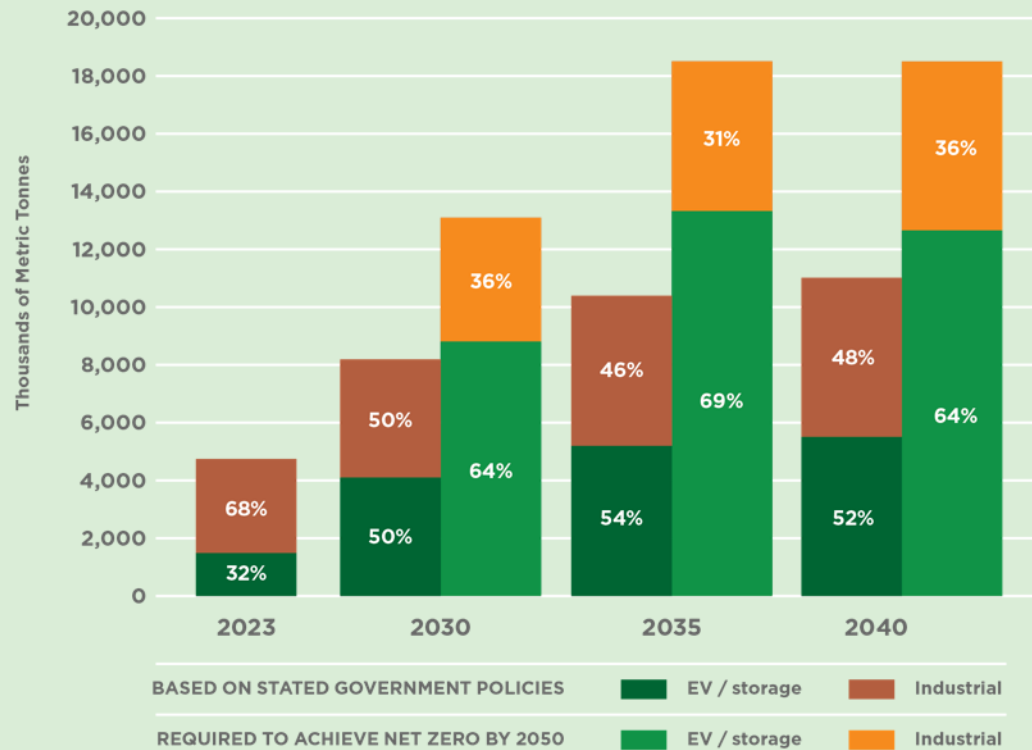
Growing graphite demand

4x increase in global demand expected by 2040

ersonal use only

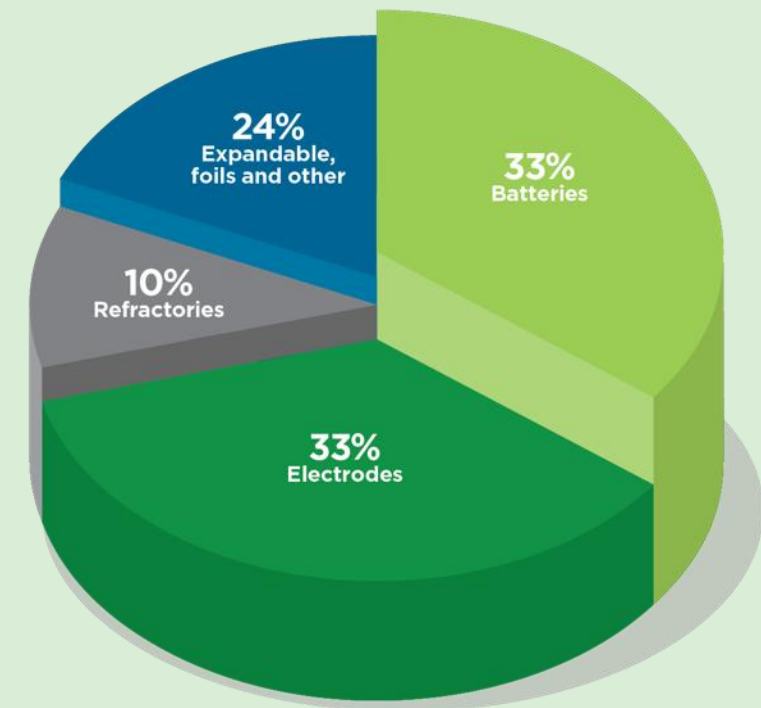
GRAPHITE DEMAND FORECAST

15-25% increase in EV / storage demand to 2035



GRAPHITE DEMAND BY APPLICATION

as industrial demand continues to grow



Source: International Energy Association Global Commodities Outlook 2024

High risk global supply chain

Commodity most exposed to supply disruption from geopolitics and ESG*

The western world is searching for secure supply:

- **China dominates** accounting for >75% of graphite mining and downstream product manufacturing
- **2022:** US Inflation Reduction Act passed to strengthen domestic manufacturing and self-sufficiency
- **2023:** China restricts graphite exports
- **2024:** US Department of Defense invokes emergency powers because of graphite shortage for munitions
- **2024:** African supply chain disrupted by civil unrest
- **2025:** US President Trump issues Executive Order to reduce dependence on mineral production from hostile foreign powers
- **2025:** US announced 160% tariffs (preliminary) on anode materials imported from China

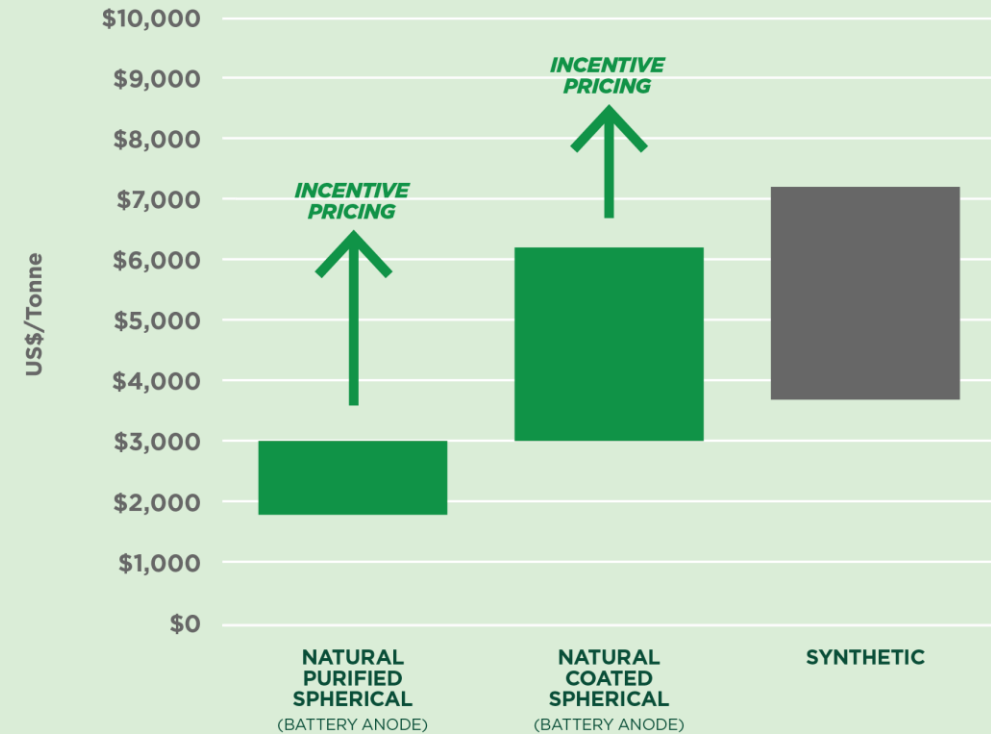
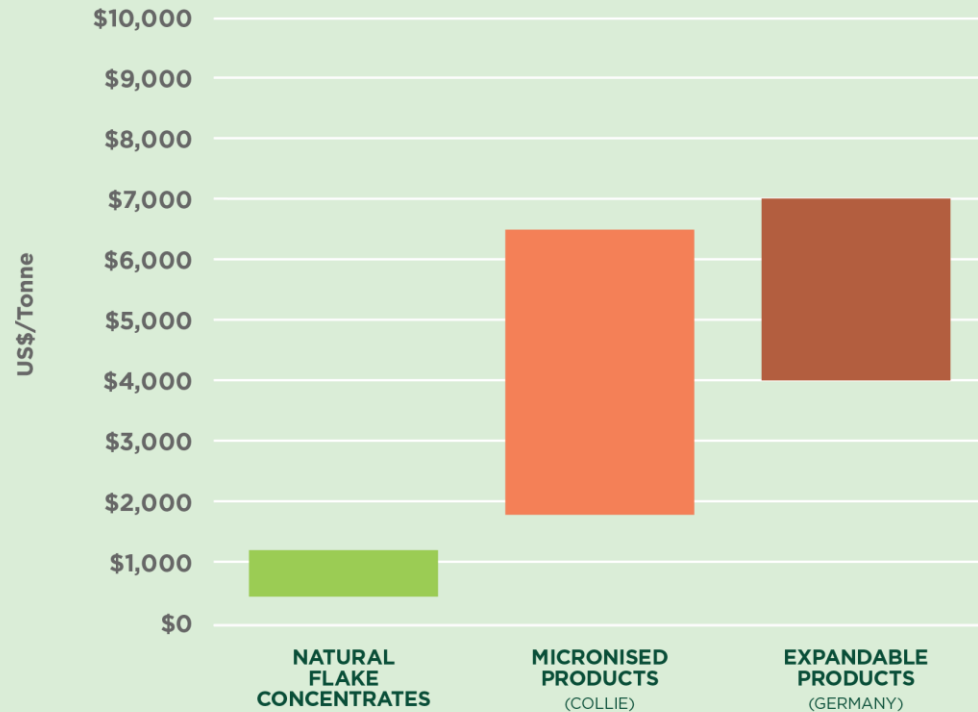


Source: International Energy Association Global Commodities Outlook 2024

ersonal use only

Current pricing strongly supports new micronised and expandable supply

...while 15-25% CAGR will drive anode pricing through 2035



- 1) Pricing sources: Benchmark Minerals Intelligence and independent consultant market research
- 2) FOB port of manufacture
- 3) Price ranges represent various specifications and purities

ersonal use only

**Springdale is a world class
mining asset...**

*ensuring decades
of secure supply*



Springdale Graphite Project

A globally significant graphite deposit in Western Australia

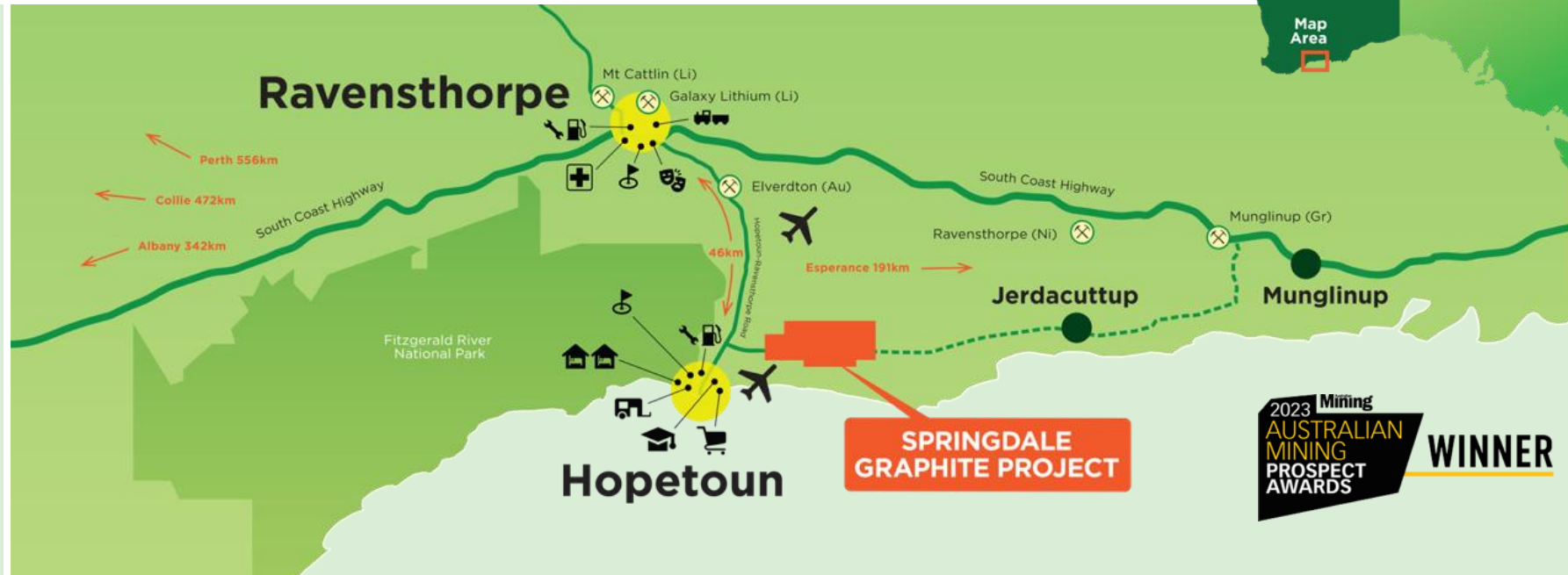


Scoping Study CAPEX
A\$76M

Scoping Study Concentrate Output
46,000 t/y

Mineral Resource
28Mt@9%TGC

Quality
Battery grade 99.95% purity



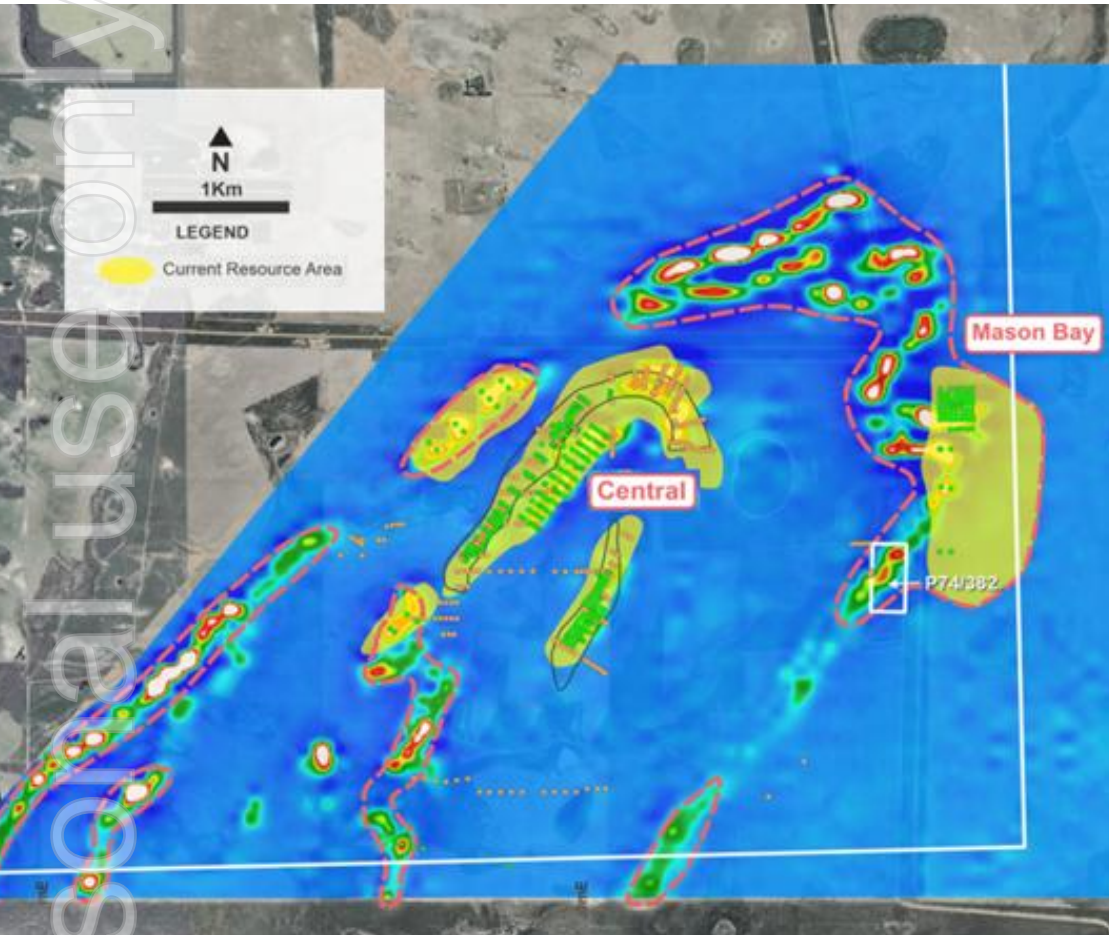
- 100% owned by IG6
- Fine flake deposit
- Long life, low cost, scalable
- MoU signed with Japan's Marubeni Corporation



* ASX Announcement 29 January 2024 and 17 February 2025

Springdale Graphite Project

Substantial resources with high grades and untapped potential



Springdale JORC 2012 Mineral Resource

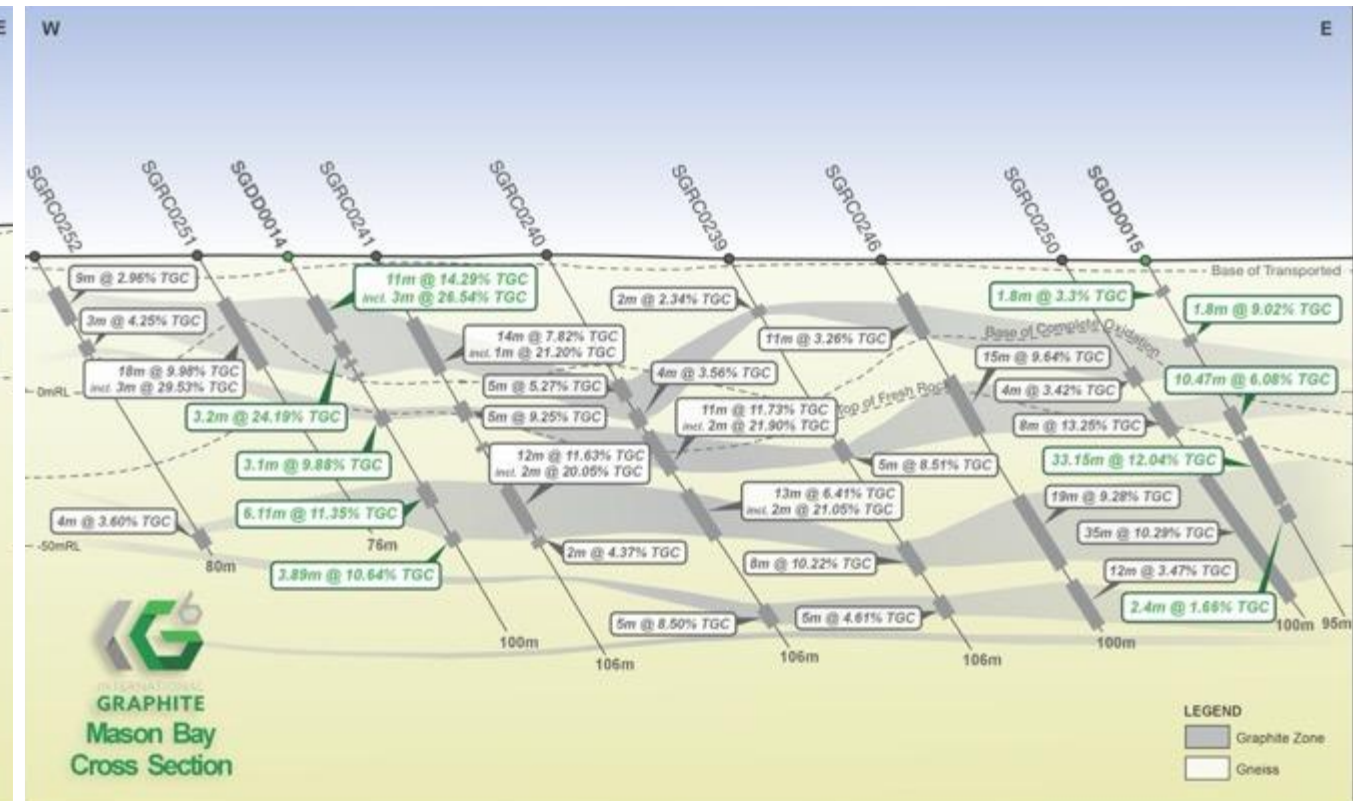
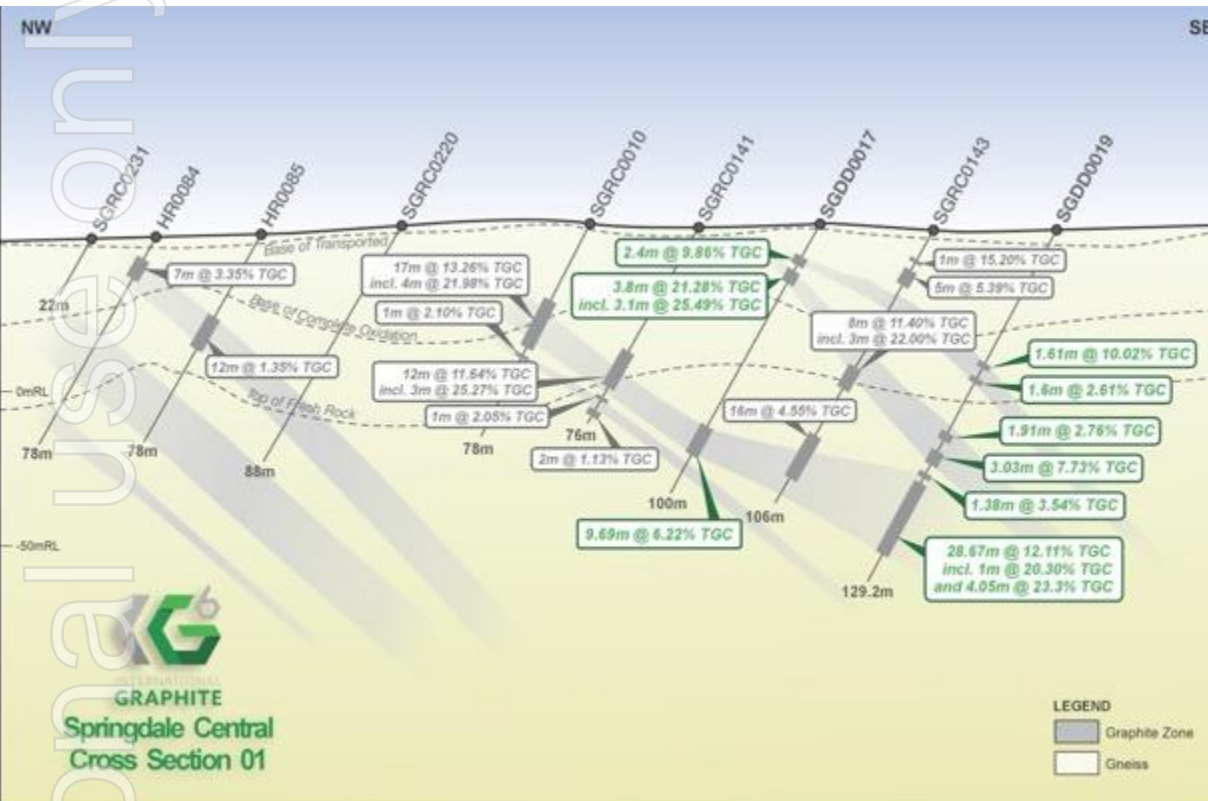
		2% TGC cut-off			5% TGC cut-off		
		Tonnes (Mt)	Graphite (TGC%)	Contained Graphite (Mt)	Tonnes (Mt)	Graphite (TGC%)	Contained Graphite (Mt)
Springdale Central	Indicated	8.8	7.6	0.7	5.9	9.6	0.6
	Inferred	36.2	6.1	2.2	19.0	8.6	1.6
	Total	45.0	6.4	2.9	24.9	8.8	2.2
Mason Bay	Indicated	2.7	7.1	0.2	2.0	8.3	0.2
	Inferred	1.5	6.0	0.1	1.1	6.9	0.1
	Total	4.3	6.7	0.3	3.1	7.8	0.3
Total	Indicated	11.5	7.5	0.9	7.9	9.3	0.7
	Inferred	37.7	6.1	2.3	20.1	8.5	1.7
	Total	49.3	6.5	3.2	28.0	8.7	2.4



resources only

Springdale Graphite Project

High grade, shallow mineralisation, open at depth




Springdale Graphite Project

Testwork confirms battery quality



- **Micronising and spheroidising (milling)** testwork has resulted in two spheroidised products - yield of up to 76% at a product size <math><20\mu\text{m}</math>
- **Purification tests** have exceeded battery grade specification >99.95% purity
- **Electrochemical tests** have achieved near theoretical-specific capacity for graphite anode in Li-ion batteries of 372 mAh/g

Parameter	Units	SpG 18	SpG 11
D50	μm	18	11
Ratio d90:d10		2.8	3.0
Tap density	g/ccm	0.96	0.88
SSA (BET)	M^2/g	5.81	6.36



Scanning Electron Microscope (SEM) typical image of the purified SpG18 (D50 18 μm) sample

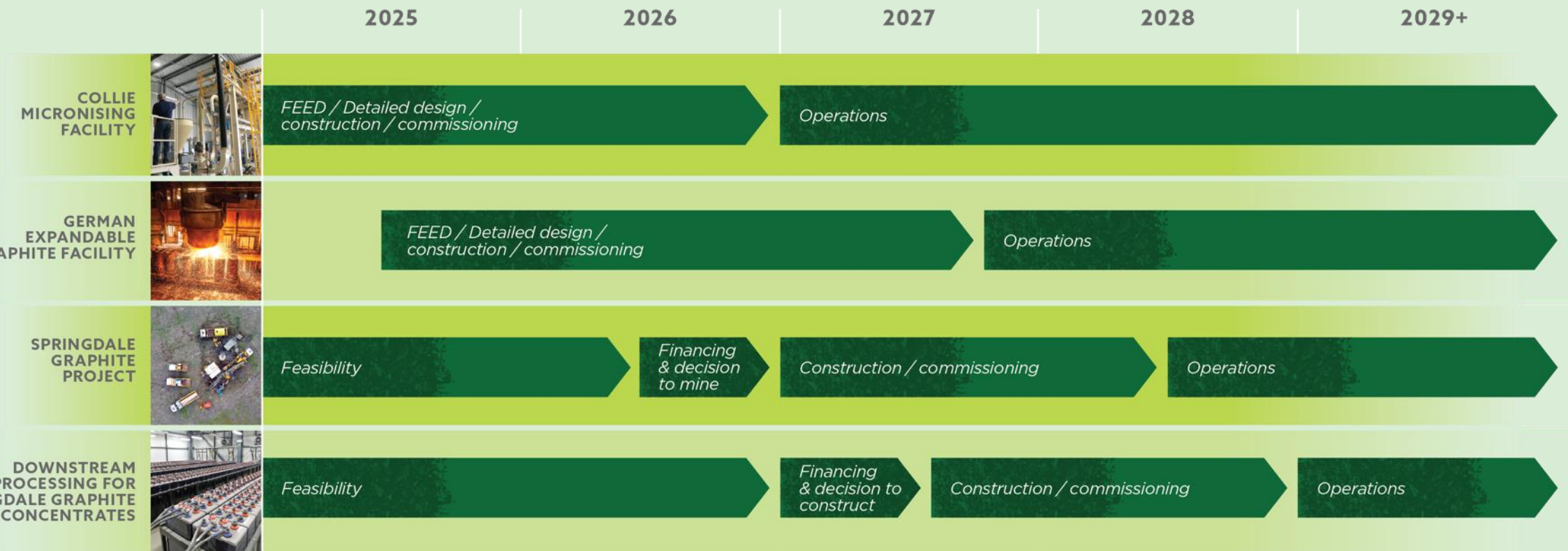
ersonal use only

Strong foundations...
and advancing



Timetable

ersonal use only



* timelines are dependent on successful feasibility studies, financing and market conditions

Building a global graphite company

1. **Graphite is critical** to industrial manufacturing and decarbonising economies worldwide
2. **Graphite is the commodity most vulnerable** to supply disruption for western markets
3. **Value added processing is the key** to premium pricing

IG6 offers exposure to high value industrial markets today ... and high growth battery anode markets through:



- **Production and cashflow by 2027** from low capex high margin processing



- **Expertise and world class partners** vital to IP, development and operations



- **Tier one jurisdictions** for secure, low risk operations



- **World class mining asset** ideal for industrial and battery markets with mine to market supply

INTERNATIONAL GRAPHITE Ltd

Phil Hearse

Chairman
+61 438 838 600
phearse@IG6.com.au

David Pass

Technical Director
+61 439 949 155
dpass@ig6.com.au

Marie Howarth

Marketing & Communications Director
+61 412 111 962
mhowarth@ig6.com.au

Andrew Worland

Managing Director / CEO
+61 409 370 792
aworland@ig6.com.au

Robert Hodby

Chief Financial Officer /
Company Secretary
+61 407 770 183
rhodby@ig6.com.au



INTERNATIONAL
GRAPHITE
(ASX:IG6)

AUSTRALIAN BATTERY GRAPHITE
FROM MINE TO MARKET