

## QUARTERLY REPORT

For the 3 months ended 30 June 2025

### Prodigy Gold 100% Projects

#### Tanami North Gold Project:

- Prodigy Gold was one of the successful recipients of a grant under Round 18 of the Geophysics and Drilling Collaborations program funded by the Resourcing the Territory Initiative with the NT Government co-contributing a total of \$112,046 (GST-inclusive) to diamond drilling at the Hyperion Gold Deposit.
- The Mineral Resource estimate for the Hyperion Gold Deposit was updated during April 2025 incorporating results from drilling completed through 2023 and 2024.
  - Hyperion Mineral Resource estimate is reported at a 0.5g/t Au lower cut-off for oxide and transitional material and 0.6g/t Au for fresh material, totaling:
    - Indicated 2.41Mt @ 1.6g/t Au for 125koz
    - Inferred 7.26Mt @ 1.3g/t Au for 310koz
    - Total Resource 9.66Mt @ 1.4g/t Au for 435koz
  - Updated estimate represents a 12% increase in tonnes, 5% decrease in grade and 7% increase in ounces when compared to the previously released Hyperion Mineral Resource.
- The Mineral Resource estimate for the Tregony Gold Deposit was updated during June 2025 incorporating results from drilling completed through 2023 and 2024.
  - Tregony Mineral Resource estimate is reported at a 0.5g/t Au lower cut-off for oxide material and 0.6g/t Au for transitional and fresh material, totaling:
    - Indicated 0.53Mt @ 1.8g/t Au for 30koz
    - Inferred 1.48Mt @ 1.0g/t Au for 50koz
    - Total Resource 2.01Mt @ 1.2g/t Au for 80koz
  - Updated estimate represents a 29% increase in tonnes, 3% decrease in grade and 25% increase in ounces when compared to the previously released Hyperion Mineral Resource.
- The Tanami North Project, consisting of both the Tregony and Hyperion Gold Deposits, now comprises a total Mineral Resource of 11.7Mt @ 1.4g/t Au for 515koz.
- Final results received for metallurgical testwork undertaken on sample material from the Tethys and Hyperion lodes of the Hyperion Gold Deposit.
  - Metallurgical testing confirmed excellent gold recoveries from the oxide and transition material using standard Gravity Gold / Carbon in Leach ("GG/CIL") processing.
  - Incorporating a flotation process on the gravity gold tails for the fresh material significantly improved overall recovery, highlighting the potential for enhanced metal extraction through a combined processing strategy.

- Inclusion of a flotation stage for the fresh composite resulted in a significant increase in overall gold recovery from 69.1% to 91.2%.

### **Prodigy Gold JV Projects**

#### **Tobruk & Monza Projects – Newmont JV**

- An infill surface geochemical survey utilising Newmont’s proprietary Deep Sensing Geochemistry (DSG) technique was completed over two prospects at the Monza Project during the reporting period.
- A horizontal to vertical spectral ratio (HVSr) passive seismic survey was carried out coincidentally with the surface geochemical survey at Monza.
- Work reported for the Tobruk Project area included project evaluation and the design of a proposed RC drilling program which is currently planned for completion this field season.

### **Management Commentary**

Commenting on progress made during the June 2025 quarter, Prodigy Gold Managing Director, Mark Edwards said:

*“During the quarter Prodigy Gold announced the commencement of a partially underwritten entitlement offer, to raise approximately \$6.35 million (before expenses) to fund, amongst other purposes, exploration works around the Tanami North and Tanami West Project areas. Long-term major shareholder APAC Resources Limited partially underwrote the entitlement offer by committing to subscribe for its full entitlement under the entitlement offer and subscribe for shortfall, subject to remaining within legislated creep provisions. New investor, Plutus Prospecting Pty Ltd, agreed to partially underwrite the entitlement offer for an amount equal to the greater of approximately \$1.87 million worth of shares or the number of shares that will ensure its voting power in the Company does not exceed 19.90%. The entitlement offer was completed during July 2025 providing the Company with funding for approximately 2 years and allowing the team to focus on exploration activities in the Tanami Region.*

*Additionally, the team has updated two key mineral resources estimations for Hyperion and Tregony during the quarter, with both demonstrating a growth in ounces. The estimations were based on drilling completed in 2024 and a significantly higher gold price allowing for the adjustment of the reported lower cut-off grades. The Tanami North Project area now hosts over half a million ounces of gold, highlighting the strategic importance of this area to Prodigy Gold.*

*The team has commenced field work, preparing for the upcoming drilling program at Hyperion and Tregony, which includes the drilling of two deeper diamond holes at Hyperion. The diamond holes will be co-funded by the Northern Territory Government as part of the successful grant application under Round 18 of the Geophysics and Drilling Collaborations program funded by the Resourcing the Territory Initiative.*

*Prodigy Gold’s team is looking forward to commencing the drill programs and keeping our shareholders updated on progress throughout the current field season.”*

### **June Quarter Exploration Summary**

#### **Tanami North Project – 100% PRX**

The Tregony and Hyperion Gold Deposits are located within the 100% Prodigy Gold owned Tanami North Project area and are situated on the Suplejack Shear Zone (“SSZ”), which hosts several known gold mineral resources (Figure 1) such as:

- Hyperion Deposit – located approximately 20km northeast of Groundrush
- Tregony Deposit – located 26km to the north of the Hyperion Deposit
- Groundrush Deposit<sup>1</sup> – located 42km to the northeast of Central Tanami Project plant

<sup>1</sup> CTPJV – 50% Tanami Gold NL (“TAM”) : 50% Northern Star Resources Limited (“NST”)

- Crusade Deposit<sup>1</sup> – located 22km to the northeast of Tregony

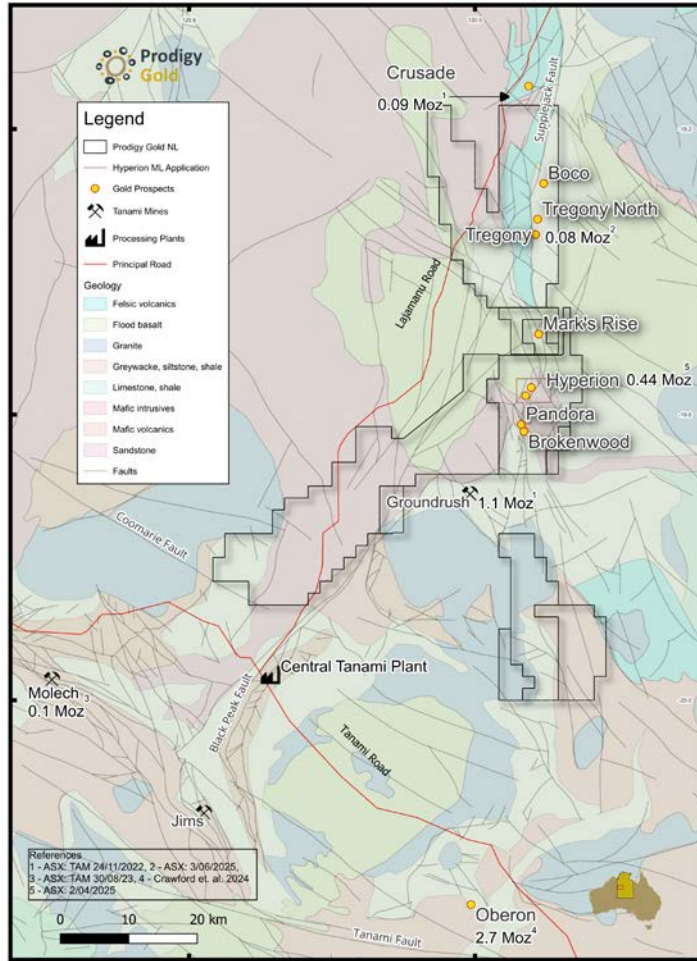


Figure 1 Tanami North Project area

### Receipt of Exploration Grants – Tanami North Project

The Hon. Gerard Maley – the Northern Territory Deputy Chief Minister and Minister for Mining and Energy, announced the results of the grants program under the Round 18 of the Geophysics and Drilling Collaborations (GDC) program funded by the Resourcing the Territory initiative at Prodigy Gold's office in Darwin<sup>2</sup>.



Figure 2 Photo of Minister attending Prodigy Gold's Darwin Office

<sup>2</sup> ASX PRX: 11 June 2025

Prodigy Gold is the successful recipient of an exploration grant at the Tanami North project area with the NT Government co-contributing a total of \$112,046 (GST-inclusive) as part of the Resourcing the Territory initiative for two diamond drillholes at the Hyperion Gold Deposit. The drilling program is scheduled to commence in the second half of 2025 when drilling contractors are available to complete the program.

### **Hyperion Mineral Resource Update**

Prodigy Gold reported an updated Mineral Resource estimate for its 100% owned Hyperion Gold Deposit<sup>3</sup> (“Hyperion”) located on EL9250 within the Tanami North Project in the Northern Territory in April 2025. A total Mineral Resource of 9.66Mt @ 1.4g/t Au for 435koz has been estimated and reported at cut-off grades of 0.5g/t Au for oxide and transitional material and 0.6g/t Au for fresh material (Table 1). This represents an increase in ounces from the previously reported Hyperion Mineral Resource of 8.64Mt @ 1.5g/t Au for 407koz, which was reported at a lower cut-off grade of 0.6g/t Au<sup>4</sup>.

The updated Mineral Resource estimate has been reported in accordance with the 2012 Edition of the Australasian Code for Reporting of Exploration Results, Mineral Resources and Ore Reserves (the “JORC Code”). The Hyperion Mineral Resource update incorporates results from drilling completed on the deposit through 2023 and 2024. There are several changes in the latest update including:

- the lowering of the cut-off grade in oxide and transitional material from 0.6g/t Au to 0.5g/t Au, reflecting the higher gold price used in the cut-off grade calculations;
- the use of new drilling data when updating the mineralisation wireframes, increasing the overall volume of material in the model; and
- the updating of the weathering wireframes with a deeper oxidisation level than in the previous model as a result of a better understanding of the local weathering in the area.

*Table 1 Prodigy Gold Hyperion Gold Deposit Mineral Resource summary as at 2 April 2025*

Material	Cut-off (g/t Au)	Indicated			Inferred			Total		
		Tonnes (Mt)	Grade (g/t Au)	Metal (Koz Au)	Tonnes (Mt)	Grade (g/t Au)	Metal (Koz Au)	Tonnes (Mt)	Grade (g/t Au)	Metal (Koz Au)
Oxide	0.5	0.64	1.5	31	1.15	1.2	45	1.79	1.3	76
Transitional	0.5	0.81	1.6	41	1.41	1.3	60	2.23	1.4	101
Fresh	0.6	0.96	1.7	53	4.69	1.4	205	5.65	1.4	258
<b>Total</b>		<b>2.41</b>	<b>1.6</b>	<b>125</b>	<b>7.26</b>	<b>1.3</b>	<b>310</b>	<b>9.66</b>	<b>1.4</b>	<b>435</b>

- All Mineral Resources are completed in accordance with the JORC Code 2012 edition
- All figures are rounded to reflect appropriate levels of confidence, differences may occur due to this rounding
- Tonnes are reported as dry metric tonnes
- Hyperion Mineral Resources are determined by cutting all Mineral Resources to 180m below surface. The 180m depth was used to define the Mineral Resource due to being the approximate depth of previously optimised pits. This is consistent with the 2024 Mineral Resource
- Cut-off grades were calculated using:
  - a forecast exchange rate of \$0.64, US gold price of \$2,826/oz (\$Aus4,395/oz) determined using the Consensus Economics March 2025 newsletter
  - Mining was estimated to cost around \$70/ore tonne which is higher than the cost used in the 2024 estimation (\$56/ore tonne) due to expected higher processing and mining costs
  - Recoveries were based on the results of the previously released metallurgical testwork on the Seuss Lode and the preliminary results from March 2025
    - Oxide 95%
    - Transitional 95%
    - Fresh 80%

<sup>3</sup> ASX: 02 April 2025

<sup>4</sup> ASX: 29 July 2024

- The author believes the assumptions used to determine the Hyperion Mineral Resource are suitable when considering the potential for future economic extraction of the mineralisation of the deposit.

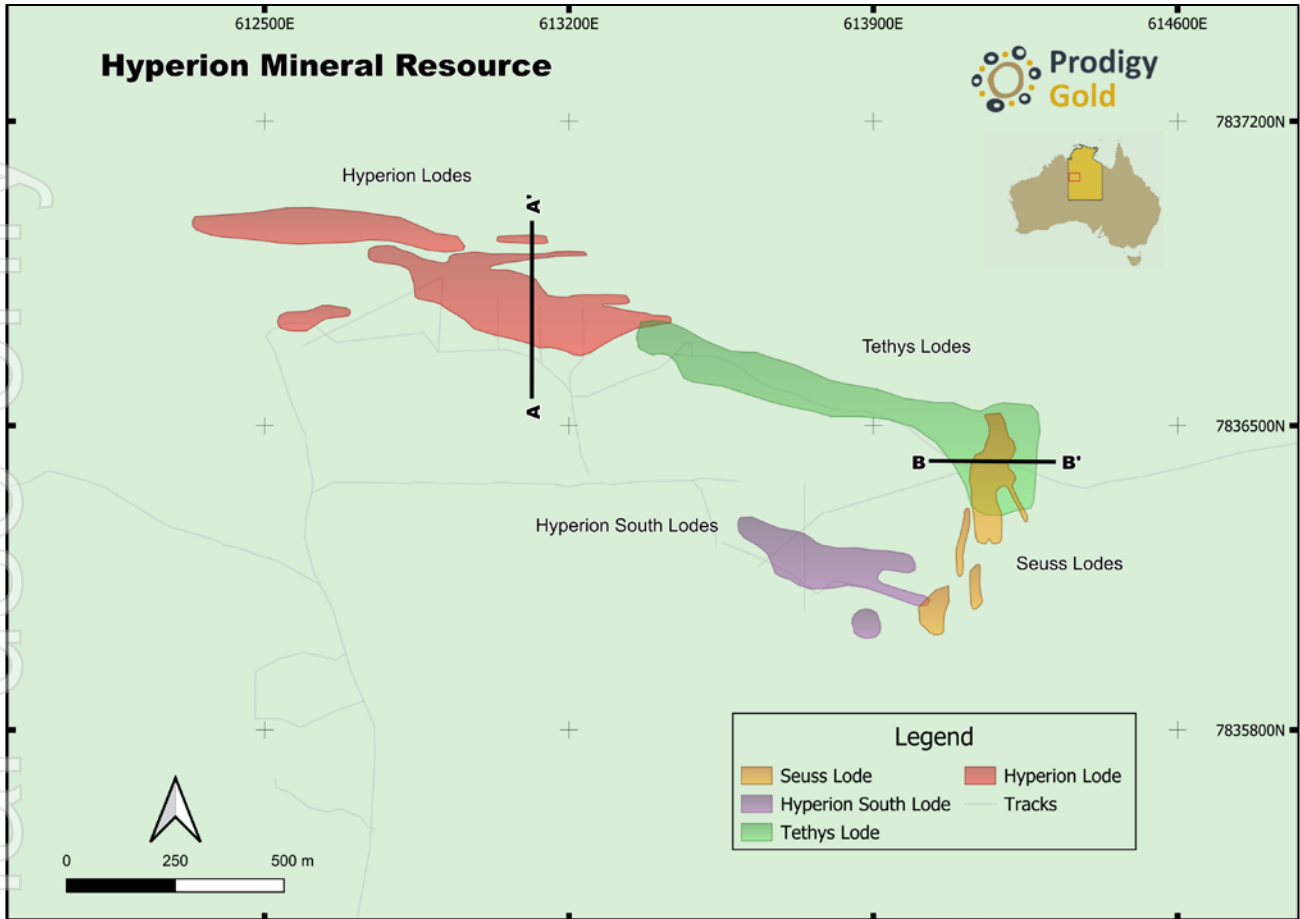


Figure 3 Hyperion mineralisation showing location of lodes used in modelling

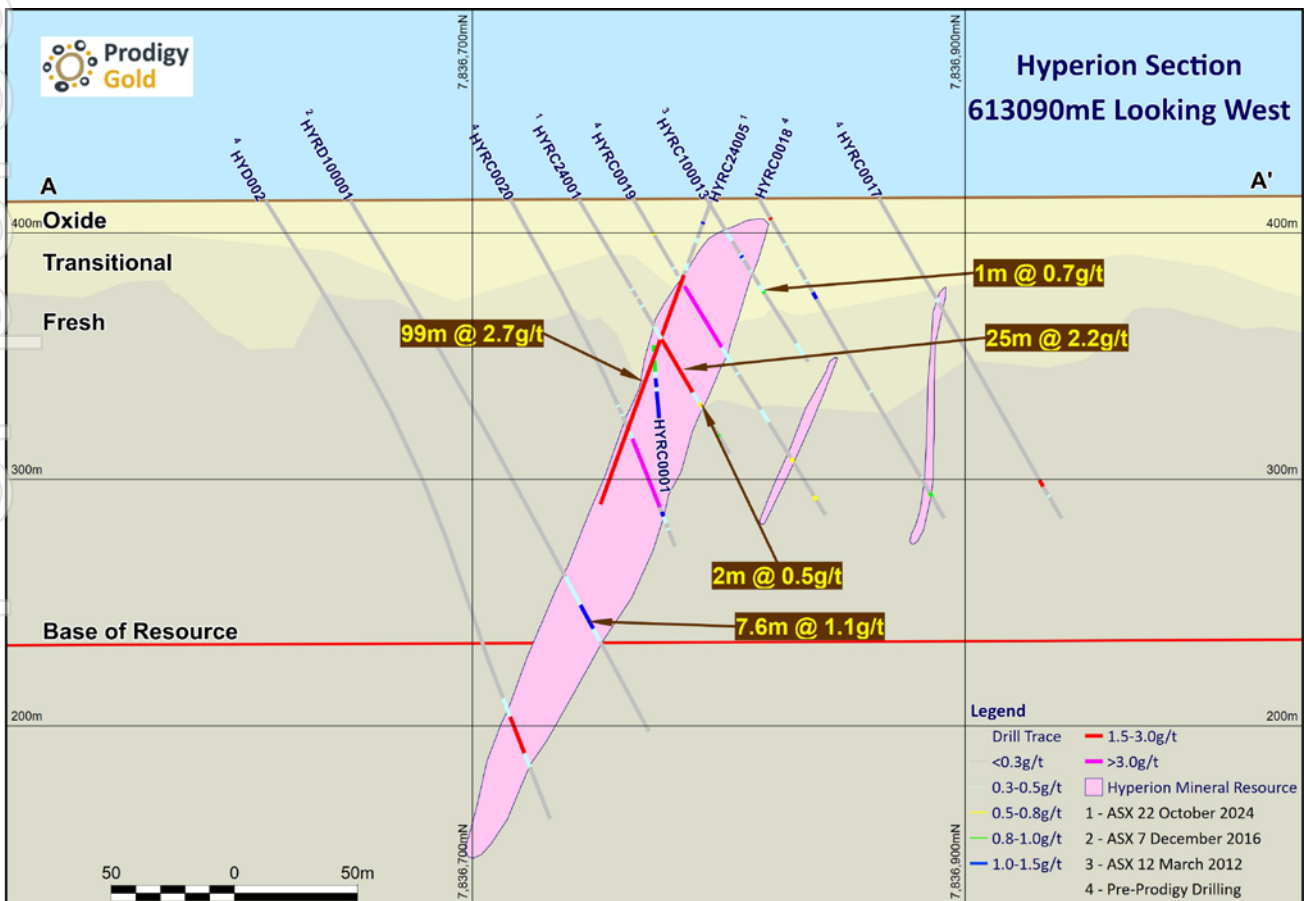


Figure 4 Section through Hyperion lodes mineralisation looking east



Table 2 Prodigy Gold Tregony Gold Deposit Mineral Resource summary as at 3 June 2025

Material	Cut-off (g/t Au)	Indicated			Inferred			Total		
		Tonnes (Mt)	Grade (g/t Au)	Metal (Koz Au)	Tonnes (Mt)	Grade (g/t Au)	Metal (Koz Au)	Tonnes (Mt)	Grade (g/t Au)	Metal (Koz Au)
Oxide	0.5	0.17	1.7	9.4	0.79	0.9	24.1	0.96	1.1	33.5
Transitional	0.6	0.14	1.6	7.0	0.37	1.2	15.0	0.51	1.3	22.0
Fresh	0.6	0.22	1.9	13.7	0.32	1.0	10.7	0.54	1.4	24.5
<b>Total</b>		<b>0.53</b>	<b>1.8</b>	<b>30.1</b>	<b>1.48</b>	<b>1.0</b>	<b>49.8</b>	<b>2.01</b>	<b>1.2</b>	<b>80.0</b>

- All Mineral Resources are completed in accordance with the JORC Code 2012 edition
- The quantities contained in the table have been rounded to reflect the relative uncertainty of the estimate. Rounding may cause values in the table to appear to have computational errors.
- Tonnes are reported as dry metric tonnes
- Tregony Mineral Resources are determined by cutting all Mineral Resources to 100m below surface. The 100m depth was used to define the Mineral Resource due to being the approximate depth of previously optimised pits. This process is consistent with the previous Mineral Resource as reported 3 July 2024
- Cut-off grades were calculated using:
  - a forecast exchange rate of \$0.64, US gold price of \$2,826/oz (\$Aus4,395/oz) determined using the Consensus Economics March 2025 newsletter
  - Mining was estimated to cost around \$70/ore tonne which is higher than the cost used in the 2024 estimation (\$56/ore tonne) due to expected higher processing and mining costs
  - Recoveries were based on the results of historic metallurgical testwork on the Tregony deposit by previous owners, more definitive testwork would be required before a decision to mine was made;
    - Oxide 95%
    - Transitional 90%
    - Fresh 90%
- The author believes the assumptions used to determine the Tregony Mineral Resource are suitable when considering the potential for future economic extraction of the mineralisation of the deposit

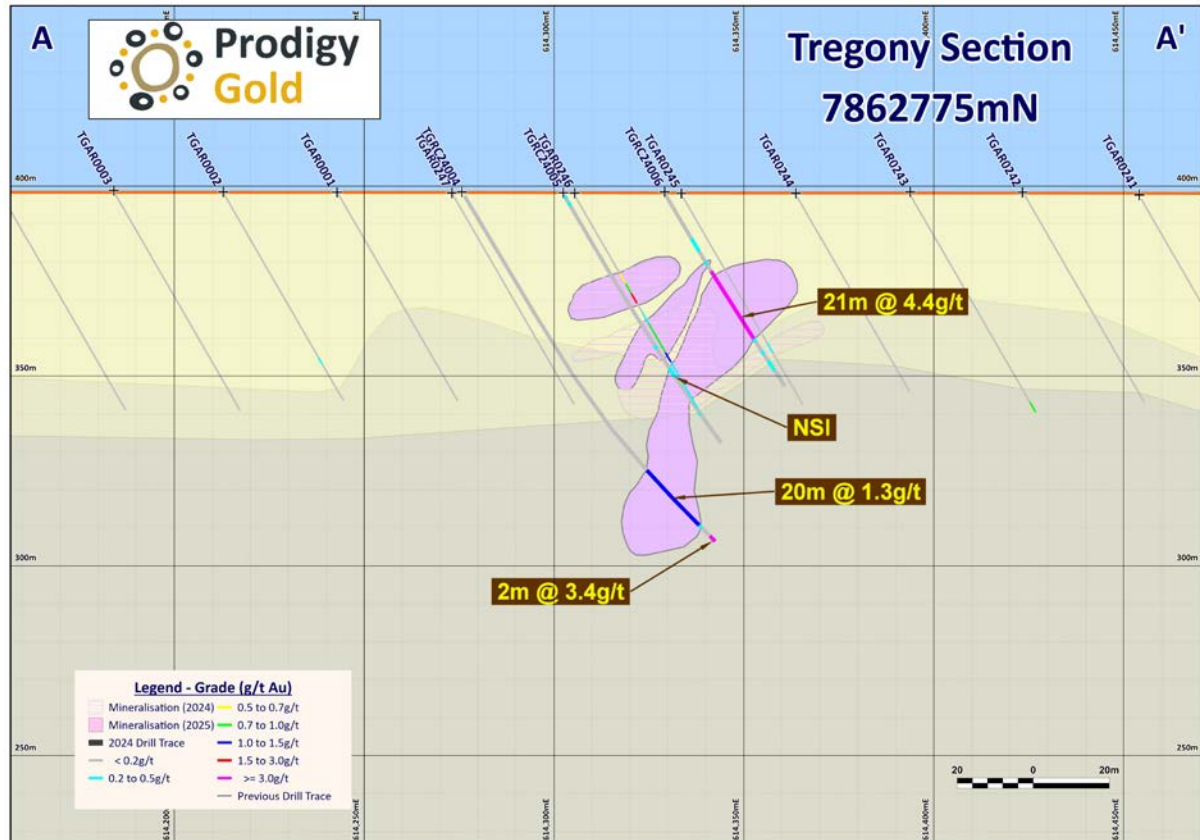


Figure 6 Section through Tregony lodes mineralisation looking north

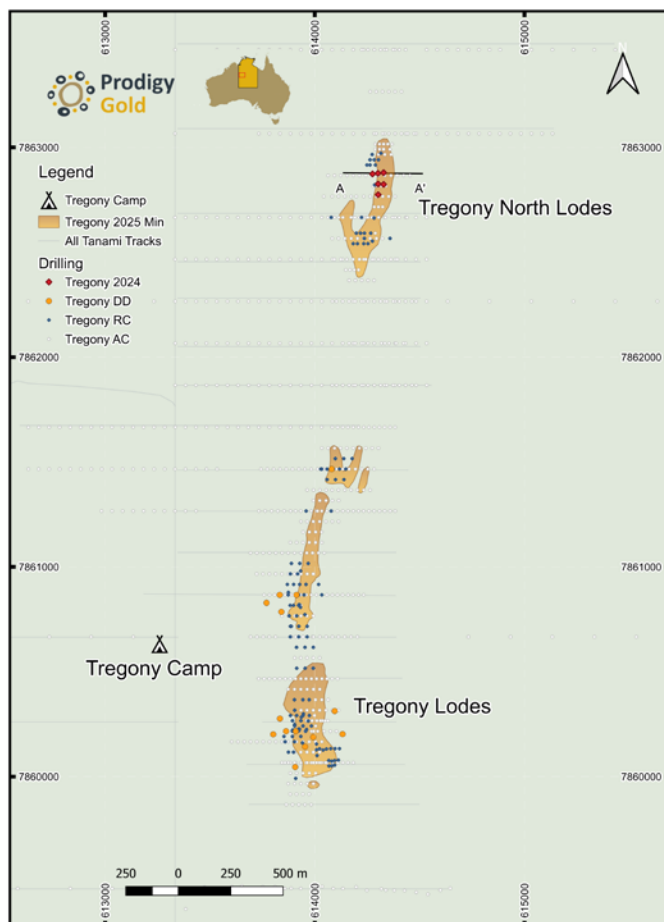


Figure 7 Tregony mineralisation showing location of lodes used in modelling

### Prodigy Gold Mineral Resources

Following the update of the Hyperion and Tregony Mineral Resource estimations, Prodigy Gold’s 100% owned Mineral Resource estimates now a total of 21.7Mt at an average grade of 1.4g/t gold for 989koz of gold (Table 3), with resources located at the Old Pirate<sup>7</sup>, Buccaneer<sup>8</sup>, Hyperion<sup>9</sup> and Tregony<sup>10</sup> Projects. The Tregony and Hyperion Mineral Resources are Prodigy Gold’s deposits defined along the regional Suplejack Shear Zone (“SSZ”), which also hosts the Central Tanami Project Joint Venture’s (“CTPJV”) Groundrush (Mineral Resource - 1.1Moz Au) and Crusade Deposits (Mineral Resource - 94Koz Au)<sup>11</sup>.

Table 3 Prodigy Gold Mineral Resource summary as at 3 June 2025

Project	Date	Cut-off (g/t Au)	Indicated			Inferred			Total		
			Tonnes (Mt)	Grade (g/t Au)	Metal (Koz Au)	Tonnes (Mt)	Grade (g/t Au)	Metal (Koz Au)	Tonnes (Mt)	Grade (g/t Au)	Metal (Koz Au)
<b>Tanami North Project Area</b>											
Tregony	3-Jun-25	0.5/0.6	0.5	1.8	30	1.5	1.0	50	2.0	1.2	80
Hyperion	2-Apr-25	0.5/0.6	2.4	1.6	125	7.3	1.3	310	9.7	1.4	435
<b>Sub-Total</b>			<b>2.9</b>	<b>1.6</b>	<b>155</b>	<b>8.8</b>	<b>1.3</b>	<b>360</b>	<b>11.7</b>	<b>1.4</b>	<b>515</b>
<b>Twin Bonanza Project Area</b>											
Buccaneer	11-Aug-23	0.7	3.9	1.2	157	5.3	1.2	201	9.2	1.2	359
Old Pirate	19-Aug-16	1.0	0.04	4.6	7	0.7	4.7	109	0.8	4.7	115
<b>Sub-Total</b>			<b>3.9</b>	<b>1.3</b>	<b>164</b>	<b>6</b>	<b>1.6</b>	<b>310</b>	<b>10</b>	<b>1.5</b>	<b>474</b>
<b>Total Prodigy Gold Resources</b>											
<b>Total</b>			<b>6.8</b>	<b>1.5</b>	<b>319</b>	<b>14.8</b>	<b>1.4</b>	<b>670</b>	<b>21.7</b>	<b>1.4</b>	<b>989</b>

<sup>7</sup> ASX: 19 August 2016

<sup>8</sup> ASX: 11 August 2023

<sup>9</sup> ASX: 2 April 2025

<sup>10</sup> ASX: 3 June 2025

<sup>11</sup> ASX: TAM 24 November 2022

## Notes:

- All Mineral Resources are completed in accordance with the JORC Code 2012 edition
- The quantities contained in the table have been rounded to reflect the relative uncertainty of the estimate. Rounding may cause values in the table to appear to have computational errors
- Tonnes are reported as dry metric tonnes
- There are no Mineral Reserves reported for any of Prodigy Gold's projects
- All projects are owned 100% by Prodigy Gold
- All Resources are reported at various cut-off grades depending on their location, cost assumptions and how they were reported at the time of reporting.
- The author believes the assumptions used to determine Prodigy Gold's Mineral Resources are suitable when considering the potential for future economic extraction of the mineralisation of the deposit

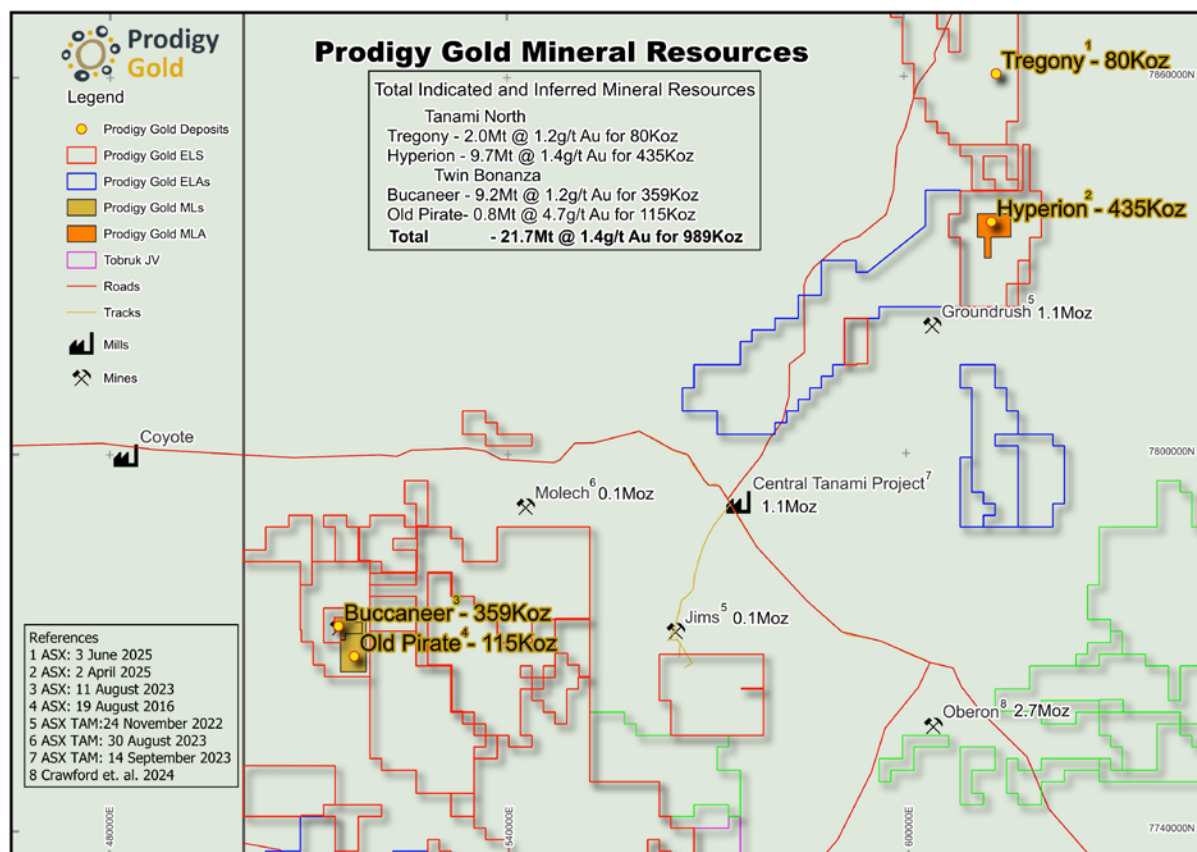


Figure 8 Location of Prodigy Gold's Mineral Resources

## Hyperion Deposit Metallurgical Testwork – Final Results

Prodigy Gold announced final results from the second phase of metallurgical testwork for the 100% owned Hyperion Gold Deposit in the Tanami region of the Northern Territory (Figure 1)<sup>12</sup> in June 2025. Independent Metallurgical Operations Pty Ltd (“IMO”) were engaged by Prodigy Gold in 2023 to undertake bench-scale metallurgical testwork on a series of gold bearing Reverse Circulation (“RC”) drill samples from the Suess lode of the Hyperion Deposit<sup>13,14,15</sup>. These results follow on from this previous work but have targeted the Hyperion and Tethys lodes of the deposit.

This testwork provides further confidence in the Hyperion Mineral Resource estimate when considering the potential for future economic extraction as part of the assessment for compliance with the 2012 Edition of the Australasian Code for Reporting of Exploration Results, Mineral Resources and Ore Reserves (the “JORC Code”).

<sup>12</sup> ASX: 18 June 2025

<sup>13</sup> ASX: 3 April 2024

<sup>14</sup> ASX: 6 May 2024

<sup>15</sup> ASX: 12 June 2024

Samples from drill holes HYRC24005 and HYRC24009 were submitted to IMO for metallurgical testwork. The location of the holes is shown in Figure 9 and detailed in Table 4.

Table 4. Hyperion Drill Collar Details

Hole ID	Grid	East#	North#	Tenement	Hole Type	Depth (m)	Azimuth (degrees)	Dip (degrees)
HYRC24005	MGA94_52	613092	7836797	EL9250	RC	132	90	-70
HYRC24009	MGA94_52	613480	7836691	EL9250	RC	102	90	-70

#Estimated from handheld GPS

The scope of work for this phase of testwork on the Tethys and Hyperion Lodes was conducted in three stages. The works for Stage 3 was reported during the quarter with the results of the Stage 1 and 2 previously reported in March 2025<sup>16</sup>. The three stages of testwork were:

- Stage 1: Sample Characterisation
  - Interval selection to generate three (3) composites: oxide, transition and fresh
  - Comprehensive head assay analysis of all 3 composites
- Stage 2: Gravity and Cyanide Leach Testwork
  - Cyanide leach – Grind optimisation
  - Cyanide leach – Reagent optimisation; and
- Stage 3: Fresh composite - Flotation and Float Tails Leach Testwork.

Cyanide leach testwork on the fresh composite indicated the presence of some refractory behaviour. To assess whether this is related to arsenopyrite (FeAsS) content, a bulk sulphide rougher flotation test (FT01) was conducted on a 2.0kg representative split of the gravity tail from the fresh composite. The sample was milled to a P<sub>80</sub> of 75µm and subjected to flotation at natural pH under standard rougher flotation conditions.

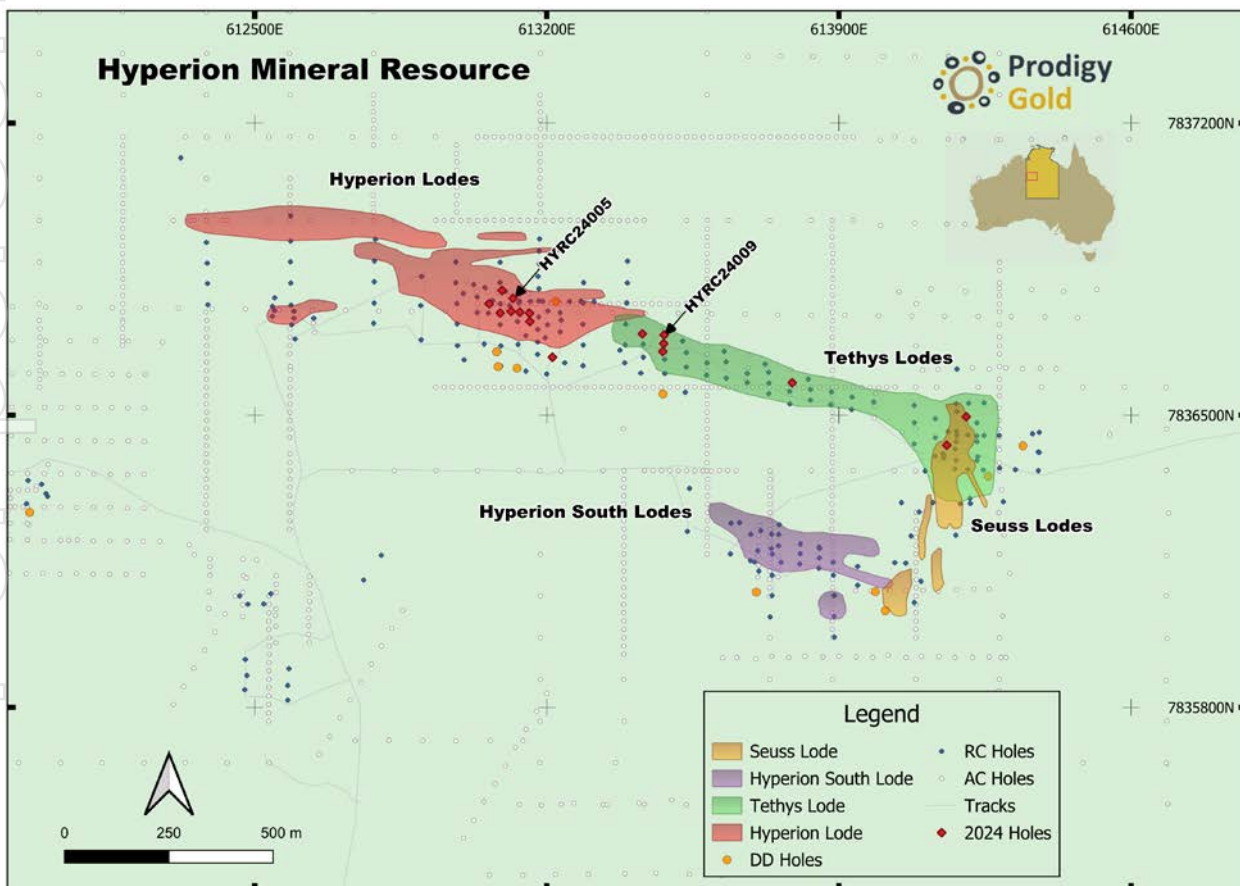


Figure 9 Location of metallurgical holes at Hyperion

<sup>16</sup> ASX: 11 March 2025

The flotation test achieved a gold recovery of only 68.6%, with a relatively high tail grade of 1.98g/t Au, a kinetic cyanide leach test (LT21) was undertaken on a 1.0kg representative split of the flotation tail. After 48 hours, the test returned a gold recovery of 74.1%, reducing the leach residue grade to 0.54g/t Au.

To better understand gold deportment within the fresh composite, a mass balance was developed based on the sequential processing stages—gravity recovery, flotation, and cyanide leaching of the flotation tail.

The combined three-stage flowsheet achieved an overall gold recovery of 91.2%, corresponding to a recovered grade of 5.57g/t Au. Gold distribution across each stage is summarised as follows:

- Gravity recovery accounted for 5.8% of the total gold (0.35g/t Au)
- Flotation recovered 60.4% of the gold (3.69g/t Au)
- Cyanide leaching of the flotation tail recovered an additional 25.0% (1.53g/t Au)
- Residual unrecovered gold equates to 8.8% (0.54g/t Au) in the final leach residue.

Importantly, the incorporation of flotation into the flowsheet increased overall gold recovery by approximately 22% (relative), improving from 69.1% (LT19) to 91.2%.

### **Joint Venture Portfolio**

#### **Lake Mackay JV (IGO and IGO/Castile)**

Prodigy Gold manages three Joint Ventures (Figure 10) for the Lake Mackay Project:

- Gold JV – 70% Prodigy Gold and 30% IGO
- Base Metal JV – 30% Prodigy Gold and 70% IGO
- Castile JV – Prodigy Gold 60%, IGO 26% and Castile 14%

No active exploration activities occurred during the June 2025 quarter.

Prodigy Gold is working with IGO, who has established a dataroom, to determine if there are parties interested in a joint venture or acquisition of the project. This process is still ongoing and Prodigy Gold will continue to talk with potential partners / buyers to establish if there is any interest in the Lake Mackay Project. Prodigy Gold is focused on the Tanami North and Tanami West Projects and has no active plans for exploration for Lake Mackay in 2025.

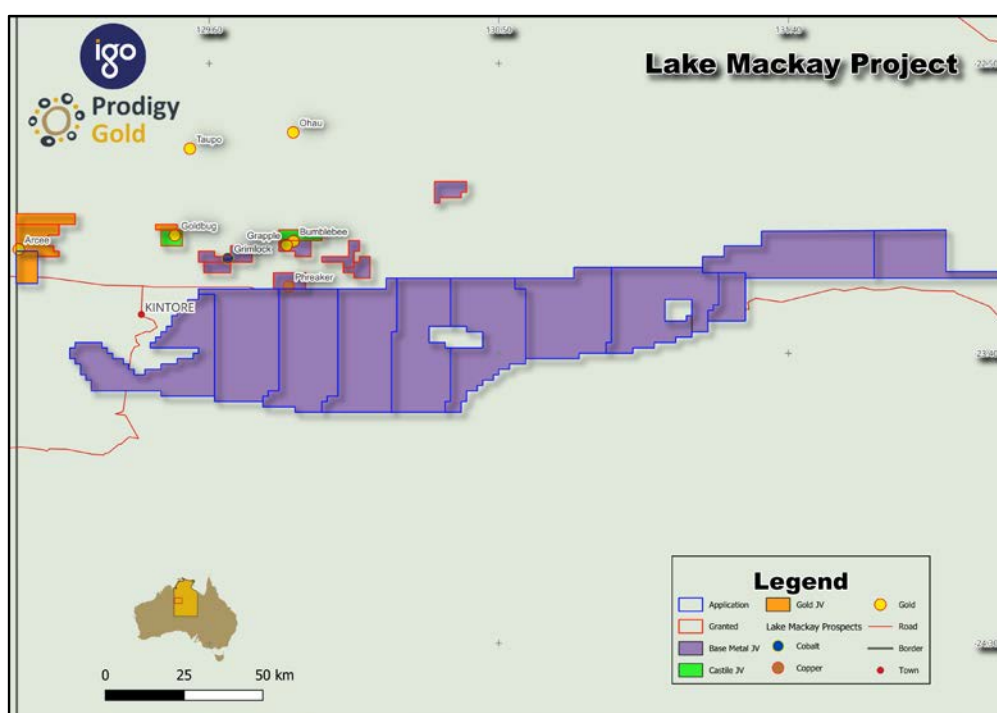


Figure 10 Lake Mackay JV tenements

## **Tobruk JV and Monza JV (Newmont)**

Newmont Exploration Pty Ltd, a subsidiary of Newmont Corporation (Newmont), has the right to earn up to 70% of Tobruk and 80% of Monza by sole funding exploration activities and delivering certain milestones.

An infill surface geochemical survey utilising Newmont's proprietary Deep Sensing Geochemistry (DSG) technique was completed at the Monza Project during the June 2025 quarter.

Project evaluation and the design of a proposed drilling program was completed for the Tobruk Project during the reporting period. This included the updating of required permitting for the proposed exploration programs to the project.

### **Tobruk**

Works completed during the reporting period included:

- Project evaluation included the review and assessment of all available geochemical and drilling results, also incorporating all geophysical survey data.
- One of the generated targets was ranked as warranting drill testing and a reverse circulation (RC) drilling program was designed proposing two RC drillholes. These are currently scheduled to be drilled before the end of the current field season depending on rig availability.

### **Monza**

Works completed during the reporting period included:

- The completion of an infill surface geochemical survey utilising Newmont's proprietary DSG technique. The infill surface geochemical survey was designed to target anomalous DSG results previously returned across the project area.
- A horizontal to vertical spectral ratio (HVSr) passive seismic survey was carried out coincidentally with the surface geochemical survey during Q2 2025.
- Newmont has also been updating all work area plans and ensuring all approvals remain current for the project.

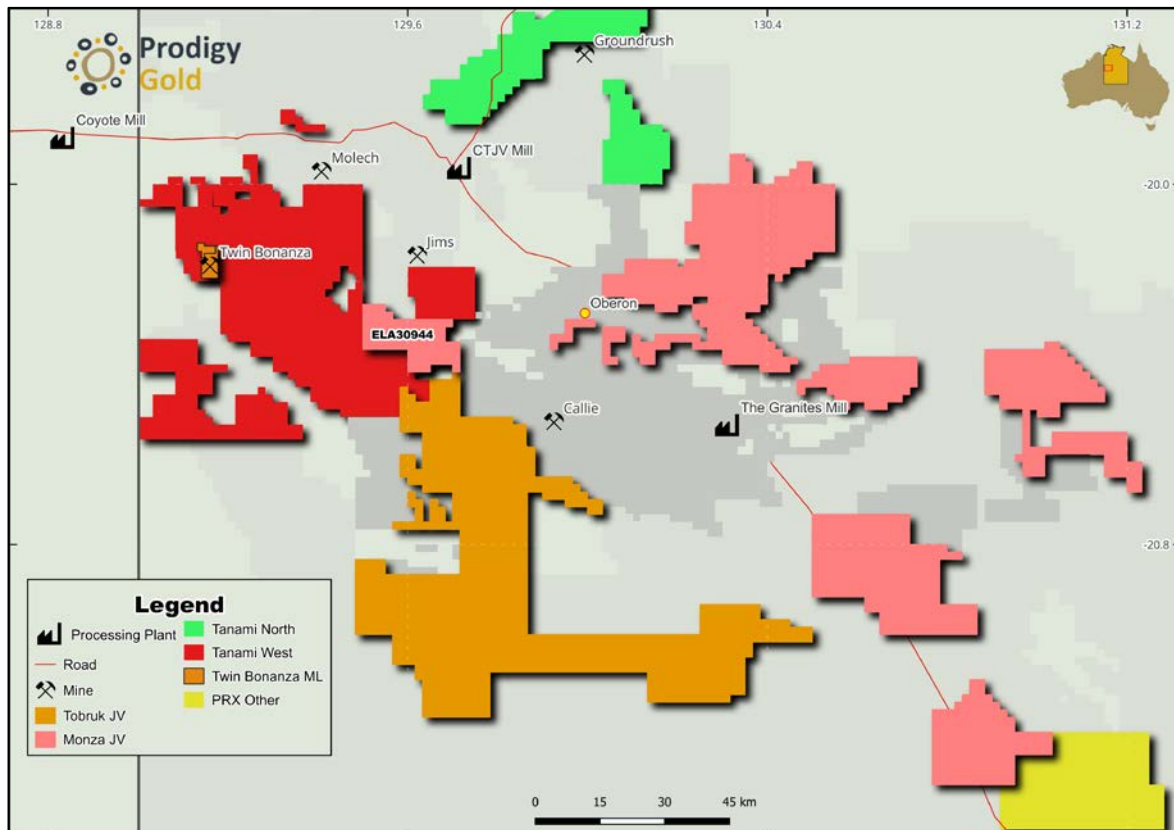


Figure 11 Newmont and Prodigy Gold JV locations for Tobruk and Monza agreements

### **Barrow Creek JV (Australasian Metals) - 10% PRX**

No field work was completed on the Barrow Creek Project during the reporting period.

### **Environmental, Social and Governance**

No significant incidents have been reported for this period.

### **Capital Raising**

The Company commenced in June 2025 a partially underwritten non-renounceable entitlement offer of one (1) new fully paid ordinary share in Prodigy Gold (**Share**) for every one (1) Share held (**Entitlement Offer**), which closed during July 2025.

Prodigy Gold received and accepted a total of 2,225,176,459 Shares under the Entitlement Offer and ancillary shareholder shortfall offer (**Shortfall Offer**). Major shareholder, APAC Resources Limited (**APAC**), had agreed to partially underwrite the Entitlement Offer and subscribed for its full entitlement under the Entitlement Offer together with additional Shares under the Shortfall Offer to reach a holding of 32.55% on closure of the Entitlement Offer.

As the Entitlement Offer was also partially underwritten by Plutus Prospecting Pty Ltd (**Plutus**), a total of 949,879,092 Shares (**Shortfall Shares**) have also been issued to Plutus in accordance with the terms of the underwriting agreement between Prodigy Gold and Plutus, equating to 14.96% of Prodigy Gold's shares on issue. The total amount raised from the Entitlement Offer including the issue of the Shortfall Shares amounted to \$6.35 million (before cost).

Plutus has the right to request Prodigy Gold to conduct a subsequent placement of Shares at \$0.002 per Share (**Placement**) to Plutus to increase its holding percentage to 19.90% of the issued capital of the Company within 75 days from the closing date which was 14 July 2025. Plutus also has the right to appoint one non-executive director to the Board of Prodigy Gold for as long as Plutus holds a voting power of at least 10% in the Company.

All directors holding shares in the Company participated in the Entitlement Offer.

### **Capital Structure**

At quarter end the Company had a total of 3,175,055,551 fully paid ordinary shares and 964,643,338 unlisted options on issue. A total of 750,000 unlisted options were cancelled during the quarter.

Jetosea increased its holding in the Company during the quarter from 15.04% to 18.01% through on-market purchases. Ignite Equity Pty Ltd ceased to be a substantial holder.

Subsequent to the completion of the Entitlement Offer in July, the Company now has 6,350,111,102 shares on issue.

### **Website**

The Company updated its website (<https://www.prodigygold.com.au/>) during June 2025, providing up-to-date information about the Company projects, shareholder information and board and management composition.

### **Cash Position**

As at 30 June 2025, Prodigy Gold had A\$1.2 Million in available cash and has no debt. The cash position was significantly improved following the completion of the Entitlement Offer during July 2025.

Payments reported in the Appendix 5B under section 6.1 consist of remuneration paid to executive and non-executive directors of the Company, including PAYG and superannuation, on a cash basis.

Authorised for release by a resolution of Prodigy Gold's Board of Directors.

**For further information contact:**

**Mark Edwards**  
**Managing Director**  
+61 8 9423 9777

**About Prodigy Gold NL**

Prodigy Gold has a unique greenfields and brownfields exploration portfolio in the proven multi-million-ounce Tanami Gold Province (Figure 12). Prodigy Gold is currently focused on the Tanami North Projects with further work required to understand the potential at the Buccaneer Project. The key strategic plan for Prodigy Gold over the coming 2 years includes:

- Advancing priority targets and further development of the Mineral Resources at the Tanami North Project;
- Reviewing the potential of the Tanami West Project to determine which prospects require further works;
- A mining options study on the Twin Bonanza Project, including the potential for further exploration to develop oxide and transitional Mineral Resources;
- Systematic evaluation of all of Prodigy Gold targets to determine next steps with either further exploration, divestment or tenement relinquishment; and
- Support joint venture partners to expedite discovery on their projects.

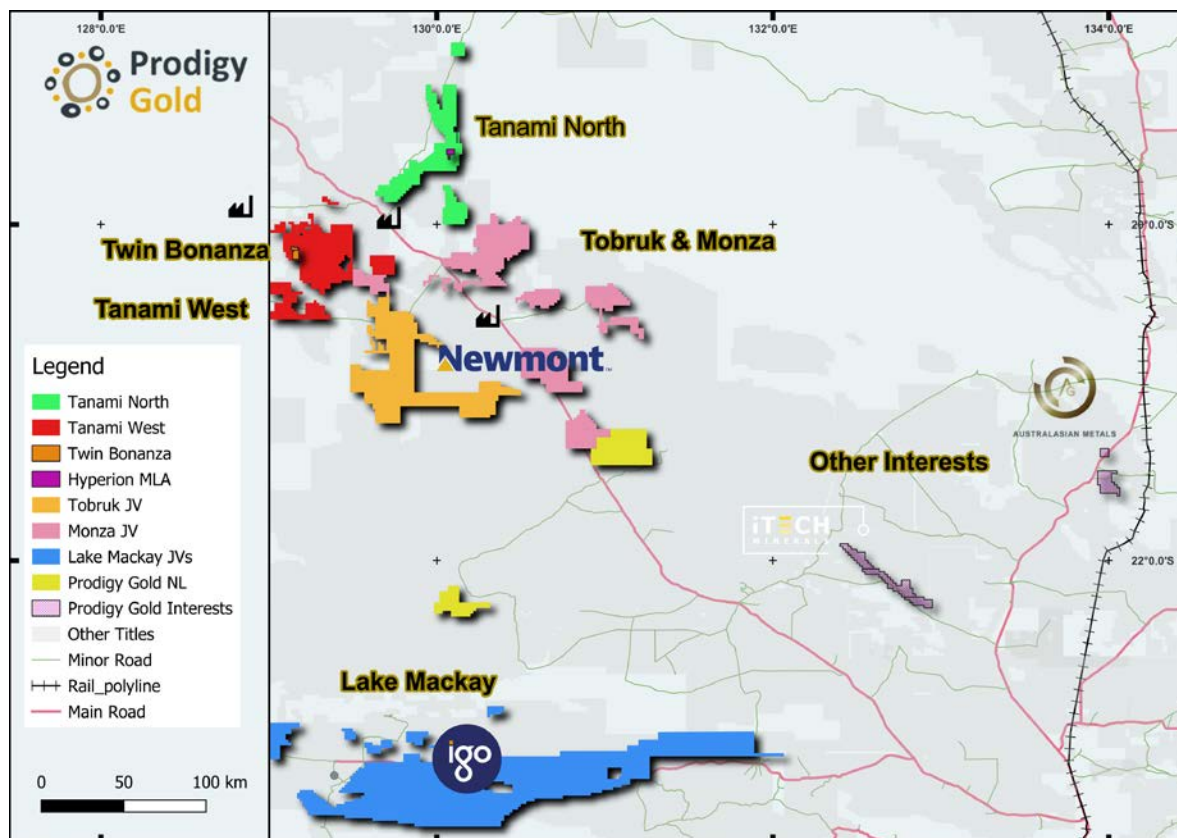


Figure 12 Prodigy Gold major project areas

## Competent Person's Statement for Mineral Resources

*The information in this announcement relating to Mineral Resources from Buccaneer, Tregony, Hyperion and Old Pirate is based on information reviewed and checked by Mr. Mark Edwards. Mr. Edwards is a Fellow of the Australasian Institute of Mining and Metallurgy (AusIMM – Membership number 220787) and Member of the Australian Institute of Geoscientists (AIG – Membership number 3655) and has sufficient experience relevant to the style of mineralisation and type of deposits under consideration and to the activity he is undertaking to qualify as a Competent Person as defined in the 2012 Edition of the Australasian Code for Reporting of Exploration Results, Mineral Resources and Ore Reserves (the "2012 JORC Code"). Mr. Edwards is a full-time employee of the Company in the position of Managing Director and consents to the inclusion of the Mineral Resources in the form and context in which they appear. Mr. Edwards also visited each project site during July 2023, September 2024 and April 2025.*

*The Company confirms that it is not aware of any new information or data that materially affects the Mineral Resources as reported on the 3 June 2025, 2 April 2025, 11 August 2023 and 19 August 2016, and the assumptions and technical parameters underpinning the estimates in the 3 June 2025, 2 April 2025, 11 August 2023 and 19 August 2016 releases continue to apply and have not materially changed.*

*The information in this report that relates to Mineral Resources for Tregony was previously released to the ASX on the 3 June 2025 – Updated Mineral Resource for Tregony Gold Deposit. This document can be found at [www.asx.com.au](http://www.asx.com.au) (Stock Code: PRX) and at [www.prodigygold.com.au](http://www.prodigygold.com.au). The 3 June 2025 release fairly represents data, geological modelling, grade estimation and Mineral Resource estimates completed by Mr. Mark Edwards who is a Fellow of the Australasian Institute of Mining and Metallurgy and Member of the Australian Institute of Geoscientists. At the time of the 3 June 2025 release Mr. Edwards was a full-time employee of Prodigy Gold. Mr. Edwards has previously provided written consent for the 3 June 2025 release.*

*The information in this report that relates to Mineral Resources for Hyperion was previously released to the ASX on the 2 April 2025 – Hyperion Gold Deposit Mineral Resource Update. This document can be found at [www.asx.com.au](http://www.asx.com.au) (Stock Code: PRX) and at [www.prodigygold.com.au](http://www.prodigygold.com.au). The 2 April 2025 release fairly represents data, geological modelling, grade estimation and Mineral Resource estimates completed by Mr. Mark Edwards who is a Fellow of the Australasian Institute of Mining and Metallurgy. At the time of the 2 April 2025 release Mr. Edwards was a full-time employee of Prodigy Gold. Mr. Edwards has previously provided written consent for the 2 April 2025 release.*

*The information in this report that relates to the Mineral Resources for Buccaneer was previously released to the ASX on the 11 August 2023 –Buccaneer Mineral Resource Update. This document can be found at [www.asx.com.au](http://www.asx.com.au) (Stock Code: PRX) and at [www.prodigygold.com.au](http://www.prodigygold.com.au). It fairly represents information compiled by Mr. Shaun Searle who is a Member of the Australasian Institute of Geoscientists and reviewed by Mr. Mark Edwards who is a Fellow of the Australasian Institute of Mining and Metallurgy. Mr. Edwards is the Mineral Resource Competent Person for this estimate. At this time of publication Mr. Edwards was a full-time employee of Prodigy Gold and Mr. Searle is a full-time employee of Ashmore Advisory Pty Ltd. Mr. Edwards and Mr Searle had previously provided written consent for the 11 August 2023 release.*

*The information in this report that relates to Mineral Resources for Old Pirate was previously released to the ASX on the 19 August 2016 – Old Pirate Updated Mineral Resource Estimate. This document can be found at [www.asx.com.au](http://www.asx.com.au) (Stock Code: PRX) and at [www.prodigygold.com.au](http://www.prodigygold.com.au). The 19 August 2016 release fairly represents information reviewed by Mr. David Williams, a Competent Person who is a Member of the Australasian Institute of Mining and Metallurgy. At the time of the 19 August 2016 release Mr. Williams was a full-time employee of CSA Global Pty Ltd. Mr. Williams has previously provided written consent for the 19 August 2016 release.*

## Competent Person's Statement for Exploration Results

*The information in this report relating to exploration targets and exploration results is based on information reviewed and checked by Mr Mark Edwards, FAusIMM, MAIG. Mr. Edwards is a Fellow of the Australasian Institute of Mining and Metallurgy (AusIMM) and a Member of the Australasian Institute of Geoscientists (AIG). Mr Edwards is a full-time employee of Prodigy Gold NL and has sufficient experience which is relevant to the style of mineralisation and type of deposits under consideration and to the activity which he is undertaking to qualify as a Competent Person as defined in the 2012 edition of the "Australasian Code for Reporting Exploration Results, Mineral Resources and Ore Reserves". Mr Edwards consents to the inclusion in the documents of the matters based on this information in the form and context in which it appears.*

*The Company confirms that it is not aware of any new information or data that materially affects the information included in the original market announcement and, in the case of estimates of Mineral Resources that all material assumptions and technical parameters underpinning the estimates in the relevant market announcement continue to apply and have not materially changed. The Company confirms that the form and context in which the Competent Person's findings are presented have not been materially modified from the original market announcement.*

*Refer to previous Company ASX announcements for full resource estimation details, drill hole details, and intercept calculations. Prodigy Gold NL confirms that it is not aware of any new information or data that materially affects the information included in the original market announcement and that all material assumptions and technical parameters underpinning the estimates included in referenced previous market announcements continue to apply and have not materially changed.*

The relevant announcements for the information in this report relate to previous ASX announcements relating to ASX Exploration Result and Exploration Targets are noted below:

<b>Announcement Date</b>	<b>Announcement Title</b>	<b>Competent Person</b>	<b>At the time of release full-time employee of</b>	<b>Membership</b>	<b>Membership status</b>
18.06.2025	Final Results for Hyperion Metallurgical Testwork	<b>Dr Andrew Dowling</b> Mr Mark Edwards	<b>IMO Pty Ltd</b> Prodigy Gold NL	<b>AusIMM</b> AusIMM AIG	<b>Fellow</b> Fellow Member
11.06.2025	Prodigy Gold Receives Exploration Grant for Diamond Drilling at Hyperion under the Resourcing the Territory Initiative	Mr Mark Edwards	Prodigy Gold NL	AusIMM AIG	Fellow Member
11.03.2025	Preliminary Results for Hyperion Metallurgical Testwork	<b>Dr Andrew Dowling</b> Mr Mark Edwards	<b>IMO Pty Ltd</b> Prodigy Gold NL	<b>AusIMM</b> AusIMM AIG	<b>Fellow</b> Fellow Member
22.10.2024	Exceptional Drilling Results Returned from Hyperion Gold Deposit	Mr Mark Edwards	Prodigy Gold NL	AusIMM AIG	Fellow Member
29.07.2024	Updated Mineral Resource for the Hyperion Gold Deposit	Mr Mark Edwards	Prodigy Gold NL	AusIMM AIG	Fellow Member
03.07.2024	Updated Mineral Resource for Tregony Gold Deposit	Mr Mark Edwards	Prodigy Gold NL	AusIMM AIG	Fellow Member
12.06.2024	Final Metallurgical Testwork Results for Hyperion Project	<b>Dr Andrew Dowling</b> Mr Mark Edwards	<b>IMO Pty Ltd</b> Prodigy Gold NL	<b>AusIMM</b> AusIMM AIG	<b>Fellow</b> Fellow Member
06.05.2024	Update on Metallurgical Testwork for the Hyperion Project	<b>Dr Andrew Dowling</b> Mr Mark Edwards	<b>IMO Pty Ltd</b> Prodigy Gold NL	<b>AusIMM</b> AusIMM AIG	<b>Fellow</b> Fellow Member
03.04.2024	Preliminary Hyperion Metallurgical Results Return Excellent Recoveries	<b>Dr Andrew Dowling</b> Mr Mark Edwards	<b>IMO Pty Ltd</b> Prodigy Gold NL	<b>AusIMM</b> AusIMM AIG	<b>Fellow</b> Fellow Member
12.10.2023	Hyperion Drilling Returns Higher-Grade Intercepts	Mr Mark Edwards	Prodigy Gold NL	AusIMM AIG	Fellow Member
14.09.2023 ASX:TAM	Annual Mineral Resources Statement	Mr Graeme Thompson	MoJoe Mining Pty Ltd	AusIMM	Member
30.08.2023 ASX:TAM	Mineral Resource Updates Completed for Gold Deposits in the Molech Area	Mr Graeme Thompson	MoJoe Mining Pty Ltd	AusIMM	Member
24.11.2022 ASX:TAM	Mineral Resource updates completed for five gold deposits on the Central Tanami Project Joint Venture Yields 1.5M ounces	Mr Graeme Thompson	MoJoe Mining Pty Ltd	AusIMM	Member
20.12.2018	Wide Gold Intersections in Suplejack Project RC Results	Mr Matt Briggs	Prodigy Gold NL	AusIMM	Member
07.12.2016	Exploration Update – Suplejack Drilling Results	Mr Matt Briggs	Prodigy Gold NL	AusIMM	Member
25.08.2016	Exploration Update – Suplejack and Lake Mackay	Mr Alwin van Roij	Prodigy Gold NL	AusIMM	Member
12.03.2012	Further Hyperion Gold Project Drill Results Show Wide Mineralised Zones	Mr Darren Holden	Prodigy Gold NL (formally ABM)	AUSIMM	Member

## References

Crawford, A. F., Thedaud, N., Masurel, Q., & Maidment, D. W. (2024). Geology and regional setting of the Oberon gold deposit, Tanami Region. *Northern Territory Geological Survey AGES 2024 Conference* (pp. 83-87). Alice Springs: Northern Territory Geological Survey.

## Appendix 5B

### Mining exploration entity or oil and gas exploration entity quarterly cash flow report

Name of entity

Prodigy Gold NL

ABN

58 009 127 020

Quarter ended ("current quarter")

June 2025

Consolidated statement of cash flows	Current quarter \$A'000	Year to date (12 months) \$A'000
<b>1. Cash flows from operating activities</b>		
1.1 Receipts from customers (expenditure refunds from tenements under agreement)		
1.2 Payments for		
(a) exploration & evaluation	(587)	(2,456)
(b) development		
(c) production		
(d) staff costs	(149)	(603)
(e) administration and corporate costs	(42)	(315)
1.3 Dividends received (see note 3)		
1.4 Interest received	45	204
1.5 Interest and other costs of finance paid	(9)	(27)
1.6 Income taxes paid		
1.7 Government grants and tax incentives		
1.8 Other (provide details if material)	1	1
<b>1.9 Net cash from / (used in) operating activities</b>	<b>(741)</b>	<b>(3,196)</b>
<b>2. Cash flows from investing activities</b>		
2.1 Payments to acquire or for:		
(a) entities		
(b) tenements		
(c) property, plant and equipment		
(d) exploration & evaluation		
(e) investments		
(f) other non-current assets		

## Mining exploration entity or oil and gas exploration entity quarterly cash flow report

Consolidated statement of cash flows		Current quarter \$A'000	Year to date (12 months) \$A'000
2.2	Proceeds from the disposal of:		
	(a) entities		
	(b) tenements	-	100
	(c) property, plant and equipment		
	(d) investments		
	(e) other non-current assets		
2.3	Cash flows from loans to other entities		
2.4	Dividends received (see note 3)		
2.5	Other (provide details if material)		
<b>2.6</b>	<b>Net cash from / (used in) investing activities</b>	<b>-</b>	<b>100</b>

<b>3.</b>	<b>Cash flows from financing activities</b>		
3.1	Proceeds from issues of equity securities (excluding convertible debt securities)	-	2,115
3.2	Proceeds from issue of convertible debt securities		
3.3	Proceeds from exercise of options		
3.4	Transaction costs related to issues of equity securities or convertible debt securities	(19)	(182)
3.5	Proceeds from borrowings		
3.6	Repayment of borrowings		
3.7	Transaction costs related to loans and borrowings		
3.8	Dividends paid		
3.9	Other (cash bond for environmental guarantee)	42	21
<b>3.10</b>	<b>Net cash from / (used in) financing activities</b>	<b>23</b>	<b>1,954</b>

## Mining exploration entity or oil and gas exploration entity quarterly cash flow report

<b>4.</b>	<b>Net increase / (decrease) in cash and cash equivalents for the period</b>		
4.1	Cash and cash equivalents at beginning of period	1,916	2,340
4.2	Net cash from / (used in) operating activities (item 1.9 above)	(741)	(3,196)
4.3	Net cash from / (used in) investing activities (item 2.6 above)	-	100
4.4	Net cash from / (used in) financing activities (item 3.10 above)	23	1,954
4.5	Effect of movement in exchange rates on cash held		
<b>4.6</b>	<b>Cash and cash equivalents at end of period</b>	<b>1,198</b>	<b>1,198</b>

<b>5.</b>	<b>Reconciliation of cash and cash equivalents</b> at the end of the quarter (as shown in the consolidated statement of cash flows) to the related items in the accounts	<b>Current quarter \$A'000</b>	<b>Previous quarter \$A'000</b>
5.1	Bank balances	1,198	1,916
5.2	Call deposits		
5.3	Bank overdrafts		
5.4	Other (provide details)		
<b>5.5</b>	<b>Cash and cash equivalents at end of quarter (should equal item 4.6 above)</b>	<b>1,198</b>	<b>1,916</b>

<b>6.</b>	<b>Payments to related parties of the entity and their associates</b>	<b>Current quarter \$A'000</b>
6.1	Aggregate amount of payments to related parties and their associates included in item 1 Director fees and salaries (incl. superannuation) on a cash basis	124
6.2	Aggregate amount of payments to related parties and their associates included in item 2	
<i>Note: if any amounts are shown in items 6.1 or 6.2, your quarterly activity report must include a description of, and an explanation for, such payments.</i>		

## Mining exploration entity or oil and gas exploration entity quarterly cash flow report

7. <b>Financing facilities</b>	<b>Total facility amount at quarter end \$A'000</b>	<b>Amount drawn at quarter end \$A'000</b>
<i>Note: the term "facility" includes all forms of financing arrangements available to the entity. Add notes as necessary for an understanding of the sources of finance available to the entity.</i>		
7.1 Loan facilities	NIL	NIL
7.2 Credit standby arrangements		
7.3 Other (Guarantee Facility) <sup>1</sup>	2,381	2,381
7.4 <b>Total financing facilities</b>	2,381	2,381
7.5 <b>Unused financing facilities available at quarter end</b>		-
7.6 Include in the box below a description of each facility above, including the lender, interest rate, maturity date and whether it is secured or unsecured. If any additional financing facilities have been entered into or are proposed to be entered into after quarter end, include a note providing details of those facilities as well.		
<sup>1</sup> Prodigy Gold has guarantee facilities with the ANZ and CBA which do not require any security to be granted over the Company's assets. No interest is payable for the facilities as the funds drawn are fully cash-backed. Related fees are part of expenditure under point 1.5.		

8. <b>Estimated cash available for future operating activities</b>	<b>\$A'000</b>
8.1 Net cash from / (used in) operating activities (item 1.9)	(741)
8.2 (Payments for exploration & evaluation classified as investing activities) (item 2.1(d))	
8.3 Total relevant outgoings (item 8.1 + item 8.2)	(741)
8.4 Cash and cash equivalents at quarter end (item 4.6)	1,198
8.5 Unused finance facilities available at quarter end (item 7.5)	
8.6 Total available funding (item 8.4 + item 8.5)	1,198
8.7 <b>Estimated quarters of funding available (item 8.6 divided by item 8.3)</b>	1.6
<i>Note: if the entity has reported positive relevant outgoings (ie a net cash inflow) in item 8.3, answer item 8.7 as "N/A". Otherwise, a figure for the estimated quarters of funding available must be included in item 8.7.</i>	
8.8 If item 8.7 is less than 2 quarters, please provide answers to the following questions:	
8.8.1 Does the entity expect that it will continue to have the current level of net operating cash flows for the time being and, if not, why not?	
Answer: Yes	
8.8.2 Has the entity taken any steps, or does it propose to take any steps, to raise further cash to fund its operations and, if so, what are those steps and how likely does it believe that they will be successful?	
Answer: Yes, the Company completed an Entitlement Offer during July 2025 raising gross proceeds of \$6.35 million.	
8.8.3 Does the entity expect to be able to continue its operations and to meet its business objectives and, if so, on what basis?	
Answer: Yes, due to the completion of the Entitlement Offer under point 8.8.2	
<i>Note: where item 8.7 is less than 2 quarters, all of questions 8.8.1, 8.8.2 and 8.8.3 above must be answered.</i>	

## Compliance statement

- 1 This statement has been prepared in accordance with accounting standards and policies which comply with Listing Rule 19.11A.
- 2 This statement gives a true and fair view of the matters disclosed.

Date: 29 July 2025

Authorised by: The Board of Directors  
(Name of body or officer authorising release – see note 4)

## Notes

1. This quarterly cash flow report and the accompanying activity report provide a basis for informing the market about the entity's activities for the past quarter, how they have been financed and the effect this has had on its cash position. An entity that wishes to disclose additional information over and above the minimum required under the Listing Rules is encouraged to do so.
2. If this quarterly cash flow report has been prepared in accordance with Australian Accounting Standards, the definitions in, and provisions of, *AASB 6: Exploration for and Evaluation of Mineral Resources* and *AASB 107: Statement of Cash Flows* apply to this report. If this quarterly cash flow report has been prepared in accordance with other accounting standards agreed by ASX pursuant to Listing Rule 19.11A, the corresponding equivalent standards apply to this report.
3. Dividends received may be classified either as cash flows from operating activities or cash flows from investing activities, depending on the accounting policy of the entity.
4. If this report has been authorised for release to the market by your board of directors, you can insert here: "By the board". If it has been authorised for release to the market by a committee of your board of directors, you can insert here: "By the [name of board committee – eg Audit and Risk Committee]". If it has been authorised for release to the market by a disclosure committee, you can insert here: "By the Disclosure Committee".
5. If this report has been authorised for release to the market by your board of directors and you wish to hold yourself out as complying with recommendation 4.2 of the ASX Corporate Governance Council's *Corporate Governance Principles and Recommendations*, the board should have received a declaration from its CEO and CFO that, in their opinion, the financial records of the entity have been properly maintained, that this report complies with the appropriate accounting standards and gives a true and fair view of the cash flows of the entity, and that their opinion has been formed on the basis of a sound system of risk management and internal control which is operating effectively.

Summary of Mining Tenements as at 30 June 2025

Area of Interest	Tenement	Group's Interest	Tenement Status	Comments/Status Changes During the Quarter
<b>NORTHERN TERRITORY</b>				
<b>TANAMI</b>				
<i>Bluebush</i>	EL23659	100	granted	
	EL24436	100	granted	
	EL27127	100	granted	
	EL27589	100	granted	
	EL28327	100	granted	
	EL29860	100	granted	
	EL31288	100	granted	
	EL31290	100	granted	
<i>Bonanza</i>	EL31291	100	granted	
	EL28322	100	granted	
	EL28325	100	granted	
	EL28394	100	granted	
	EL31289	100	granted	
	EL33724	100	granted	
	ML29822	100	granted	
	ML33459	100	granted	
EL30814	100	application		
<i>Hyperion</i>	EL9250	100	granted	
	EL27125	100	granted	
	EL27979	100	granted	
	EL31331	100	granted	
	EL31530	100	granted	
	EL32055	100	granted	
	EL26623	100	application	
	EL32056	100	application	
	EL33487	100	application	
ML34047	100	application		
<i>Abroholos</i>	EL29833	100	application	
<i>Tobruk <sup>(1)</sup></i>	EL25156	100	granted	
	EL25191	100	granted	
	EL25192	100	granted	
	EL28785	100	granted	
	EL29832	100	granted	
	EL30270	100	application	
	EL30274	100	application	
EL32057	100	application		
<i>Monza JV <sup>(2)</sup></i>	EL25845	100	granted	
	EL26590	100	granted	
	EL26591	100	granted	
	EL26613	100	granted	
	EL26615	100	granted	
	EL26618	100	granted	
	EL26673	100	granted	
	EL29834	100	application	
	EL30271	100	application	
	EL30272	100	application	
	EL30273	100	application	
	EL30283	100	application	
EL30944	100	application		
<i>Tanami Ngungaju JV <sup>(3)</sup></i>	EL26628	90	granted	
	EL29828	90	granted	
	EL26627	90	application	

For personal use only

Area of Interest	Tenement	Group's Interest	Tenement Status	Status Changes During the Quarter
<b>LAKE MACKAY</b>				
<i>Tekapo</i>	EL28682	100	application	
<i>Lake Mackay Gold JV <sup>(4)</sup></i>	EL25146	70	granted	
	EL31234	70	granted	
	EL31913	70	application	
<i>Castile JV <sup>(5)</sup></i>	EL31794	60	granted	
<i>Warumpi <sup>(6)</sup></i>	EL24915	30	granted	
	EL30730	30	granted	
	EL30731	30	granted	
	EL31721	30	application	
	EL31722	30	application	
	EL32095	30	application	
	EL32096	30	application	
	EL32097	30	application	
	EL32098	30	application	
	EL32099	30	application	
	EL32100	30	application	
	EL32101	30	application	
	EL32102	30	application	
	EL32103	30	Application	
<b>NORTH ARUNTA</b>				
<i>Australasian Gold JV <sup>(7)</sup></i>	EL28515	10	granted	Australasian Metals Limited
	EL29724	10	granted	Australasian Metals Limited

- 1) Farm-in and Joint Venture Agreement with Newmont Exploration Pty Ltd earning up to a 70% interest in the tenements
- 2) Farm-in and Joint Venture Agreement with Newmont Exploration Pty Ltd earning up to an 80% interest in the tenements
- 3) Joint Venture with Ngungaju Lithium Operations Pty Ltd 10% / Prodigy Gold 90%
- 4) Joint Venture with Prodigy Gold 70% / IGO Limited 30%
- 5) Joint Venture between Castile Resources Pty Ltd (14%), IGO Limited (26%) and Prodigy Gold (60%)
- 6) Joint Venture with IGO Limited 70% / Prodigy Gold 30%
- 7) Joint Venture with Australasian Metals Limited 90% / Prodigy Gold 10%