

# HARANGA QUARTERLY ACTIVITIES REPORT FOR PERIOD ENDED 30 JUNE 2025

## QUARTER HIGHLIGHTS

### Lincoln Gold Project - USA

- Shareholders approved the acquisition at the Lincoln Gold Project at the Company's General Meeting
- The Company continued to progress its legal, technical and financial due diligence - no material issues were identified

### POST QUARTER

- Due diligence sampling results from available historic drill core and pulps were received, **including highlight drill intercepts<sup>6</sup>:**
  - **6.7m @ 11.6 g/t Au** from 40.2m in DDH-0165, **including individual samples up to 0.91m @ 59.4 g/t Au from 41.15m in DDH-0165;**
  - **3.7m @ 108.7 g/t Au** from 24.1m in DDH-0195, **including individual samples up to 0.91m @ 304.5 g/t Au from 26.88m in DDH-0195;**
  - **7.7m @ 14 g/t Au** from 59m in DDH-0197;
  - **1.2m @ 108 g/t Au** from 114.3m in DDH-0198, **including individual samples up to 0.55m @ 156.8 g/t Au from 114.3m in DDH-0198;** and
  - **8.9m @ 6.7 g/t Au** from 62.1m in DDH-0203
- Acquisition is expected to complete before end July 2025, with only one final 3<sup>rd</sup> party signature pending

### Saraya Uranium Project - Senegal

- Infill Termite Mound Sample processing continued, with 4,912 samples collected during the quarter

### POST QUARTER

- Saraya permit renewed<sup>5</sup> by the Senegalese government allowing exploration to continue for an additional three years through to 2028 - new permit area 1,235.72 km<sup>2</sup>, capturing all uranium anomalies identified by the Company following permit wide sampling program

### Ibel South Gold Project - Senegal

- The Company prepared for its maiden drill program at the Ibel South Project

### POST QUARTER

- Maiden drill program commenced<sup>4</sup> and subsequently completed in July 2025, within budget and ahead of schedule - **assay results expected in August 2025**
- 41 holes completed for 2,000m of Aircore drilling

### Corporate

- Tranche 2 placement completed to sophisticated, professional and institutional investors **raising \$4.14M before costs<sup>1</sup>**

### POST QUARTER

- Director resignation and board additions<sup>7</sup> made post quarter

For personal use only

**Haranga Resources Limited (ASX:HAR; FRA:65E0; 'Haranga' or 'the Company')** is pleased to provide an update on its activities for the June 2025 quarter ended.

### **Acquisition of the Lincoln Gold Project**

During the quarter the Company continued to progress its legal, technical and financial due diligence of the Lincoln Gold Project. No material issues were identified. Post quarter, the Company received sampling results it had taken from available historic drill core and pulps, that will form part of the Company's plan to convert the existing **Gold Resource Reported in 2015 under NI43-101<sup>1</sup> (Non-JORC) of 286,000 oz @ 9.3 g/t Au total indicated and inferred (Table 1)**, to a JORC compliant resource.

The Mineral Resource estimates relating to the Lincoln Gold Project contained in this announcement have been prepared in accordance with Canadian National Instrument 43-101 ("NI-43-101") standards and have not been reported in accordance with the 2012 Joint Ore Reserves Committee's Australasian Code for Reporting of Mineral Resources and Ore Reserves ("JORC Code"). Refer to Haranga's website at <https://www.haranga.com/> for information in relation to the Mineral Resource estimates prepared for Lincoln. A competent person has not done sufficient work to classify the Mineral Resources in accordance with the JORC Code and it is uncertain that following evaluation and/or further exploration work that the estimate will be able to be reported as a Mineral Resource or Ore Reserve in accordance with the JORC Code. Please refer to further disclosure required by the ASX Listing Rules at the conclusion of this announcement.

<b>Deposit</b>	<b>Classification</b>	<b>Tonnage</b>	<b>Grade (g/t)</b>	<b>Ounces Au</b>
Lincoln-Comet	Indicated	137,894	13.75	61,000
Lincoln-Comet	Inferred	459,043	8.71	128,000
Medean (Keystone)	Inferred	361,973	8.33	97,000
<b>TOTAL</b>	<b>Ind/Inf</b>	<b>958,910</b>	<b>9.29</b>	<b>286,000</b>

**Table 1:** Recent (2015), non-JORC NI 43-101 resource estimate, using a 4.2 g/t cut-off for the Lincoln Gold Project (Tietz et al., 2015)<sup>1</sup>.

### **Due Diligence Sampling of Core and Pulps<sup>6</sup>**

As part of the due diligence process in assessing the Lincoln Gold Project, the Company has conducted an exercise of resampling and re-assaying of available gold-bearing material from Lincoln-Comet drilling, including some core available from the Medean (Keystone) drilling.

Work included recutting of available core, and the resubmission of residual pulps from diamond core stored on site along with Certified Reference Materials (CRMs). The Company intends for this work to assist the early conversion of resources associated with this Project to JORC standard where possible.

Interval selection was targeted to confirm overall gold content, confirm accuracy at decision points for mining, and to contribute to the overall understanding of the high-grade gold distribution within the deposits.

A total of 250 samples (204 samples and 46 CRMs) were submitted to ALS laboratory in Reno Nevada (some 250km away) for a variety of sample streams, including homogenisation of the pulps as required, then fire assay by 50 gram charge, with screen fire

assay on known high grade results and proximal material, and both Multi Element Mass Spectrometry (ME-MS) and Inductively Coupled Plasma Atomic Emission Spectroscopy (ICP-AES) on quarter core taken from selected gold-bearing intervals within Lincoln-Comet diamond hole - ddh-0203.

The results were released in an announcement titled “Due Diligence Sampling of Historic Drill Core and Pulps Confirm Exceptional High Grade Gold Assays” on July 16 and this announcement contains the full results and is available on the Company’s website.

The highlights from this were:

- The re-assay results were consistent with the original results and this confirms the integrity of historical data providing confidence in the existing drill database for any future mineral resource estimates.
- The positive correlation between new and original assays, particularly the intercept correlation, supports the robustness of the past exploration grades and shows no clear data bias between the various analytical methods used.

**Coarse Gold Consistency - New vs. Original Results**

- Comparison of original and new assays across samples shows grade stability despite high grade nature of mineralisation
- While individual samples vary due to coarse gold, averaged intervals remain consistent within an acceptable range
- Highest individual sample results received (Table 2), include:
  - o DDH-0165: **0.91m @ 59.4 g/t Au** from 41.15m
  - o DDH-0195: **0.98m @ >100 g/t Au** from 24.99m
  - o DDH-0195: **0.91m @ 304.5 g/t Au** from 26.88m
  - o DDH-0195: **1.01m @ 41.9 g/t Au** from 58.13m
  - o DDH-0198: **0.55m @ 156.8 g/t Au** from 114.3m
  - o DDH-0198: **0.64m @ 66.0 g/t Au** from 114.85m

hole_id	samp_id	Depth			As_ori g	Au_orig g/t	Au_AA 26 g/t	Screen g/t	Au-GRA22			
		from_ m	to_m	length _m					g/t			
kdh-0021	113708	309.46	310.41	0.94		30.86			26.9	26.8		
ddh-0164	96794	79.55	80.47	0.91		36.34		17.35				
ddh-0165	96832	11.89	12.80	0.91		30.17		8.03				
ddh-0165	96834	12.80	13.72	0.91		62.74		11.4				
ddh-0165	96879	41.15	42.06	0.91		132.34		59.4				
ddh-0165	96887	45.08	46.02	0.94		45.94		17.25				
ddh-0195	125667	24.99	25.97	0.98		15.77		>100				
ddh-0195	125671	26.88	27.80	0.91		83.32			356	253		
ddh-0195	125708	58.13	59.13	1.01		6.51		41.90				
ddh-0198	115579	114.30	114.85	0.55	5680	147.77			161	152.5		

For personal use only

hole_id	samp_id	Depth		length_m	As_ori	Au_orig	Au_AA	Screen	Au-GRA22			
		from_m	to_m		g/t	g/t	26		g/t			
ddh-0198	115580	114.85	115.49	0.64	3540	61.37			73.6	70.7	59.6	60.2
ddh-0207	115842	128.38	128.93	0.55	3870	39.43		40.6				

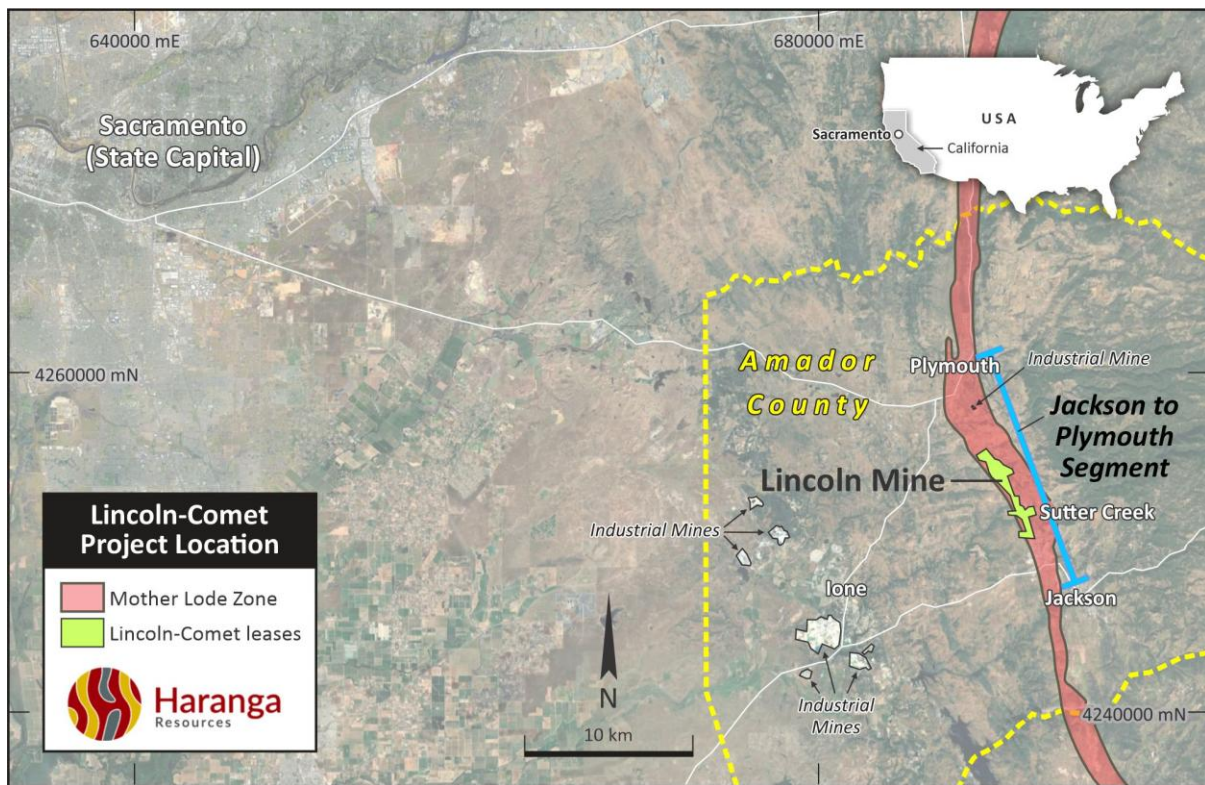
**Table 2:** Individual sample results received (>30g/t) - New vs. Original<sup>6</sup>.

**Next Steps: Proposed Work Program**

An assay result sensitivity analysis will be undertaken early in the restart of operations and this will be used in the re-evaluation of the database.

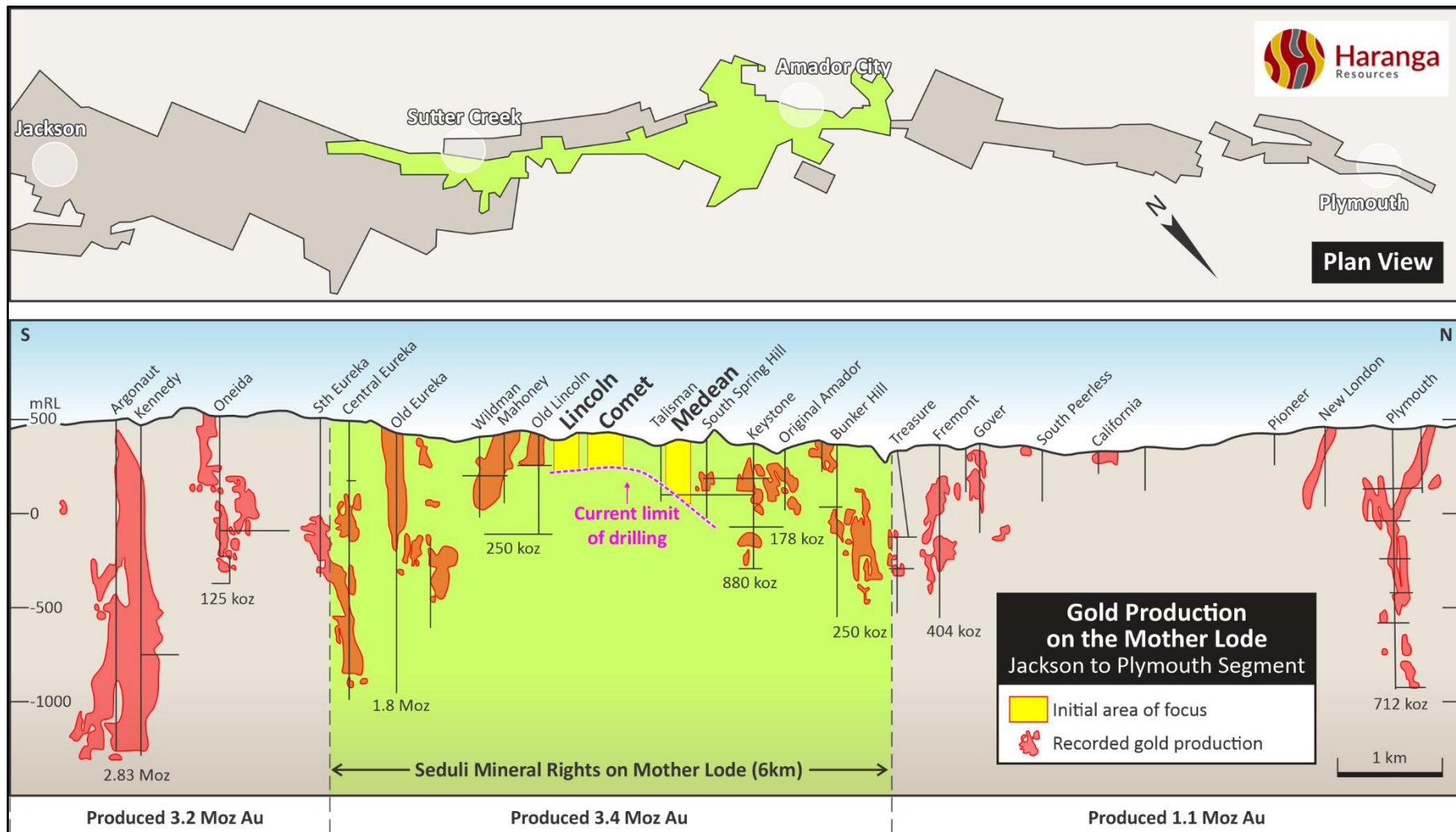
1500-2500m of diamond drilling from underground will be completed at Lincoln-Comet to collect material to assist in the estimation of a resource that can be reported under the JORC Code.

After the initial drilling program and subsequent mineral resource estimate are completed, the Company will work to extend the resource with step-out drilling at Lincoln and Comet as well identification and drilling of exploration targets at other locations within the package of leases. The Company has already identified several high priority locations for drilling, including, the South Spring Hill and Medean (Keystone) veins.



**Figure 1:** Project is located Southeast of Sacramento, California, USA<sup>1</sup>. Several significant mines run by US Mine Corporation are active around Lone, where Heavy Mineral Concentrate, Clay and Silica is produced from three separate operations.

For personal use only



**Figure 2:** Long section of the Jackson-Plymouth segment of the Mother Lode with the Lincoln Gold Project area shown in the centre. The plan view shows the leased & owned mineral rights (green) forming part of the acquisition<sup>1</sup>.

## **Exploration Activities in Senegal**

### **Infill Termite Mound Sampling Saraya Uranium Project**

Termite mound sampling campaigns across the Saraya permit started in Q1, continued through Q2 and finished at the commencement of the wet season. The campaign's focus was on completing the Kondokho South and Kondokho North grids (Figure 3) at the NNE end of the Saraya trend.

Over **16,300 samples** were previously collected during the permit-scale 1000m by 100m grid campaign, covering 97% of the Saraya permit<sup>2</sup>.

Nine infill grids have already been completed, leading to significant discoveries, including the NNE corridor around the Saraya deposit, and confirmed anomalies at Mandankoli, Sanela, Saraya East, and Saraya South.

A 200m x 50m grid was implemented on both grids during the quarter over the Kondokho target areas. In total, 2,751 termite mound samples were collected from Kondokho South in Q1, and an additional 4,914 termite mound samples were collected from Kondokho North in Q2.

These samples are being processed in house utilizing Haranga's portable XRF device. These results will determine if the area is host to uranium anomalism and may generate targets for the third phase auger drilling programs.

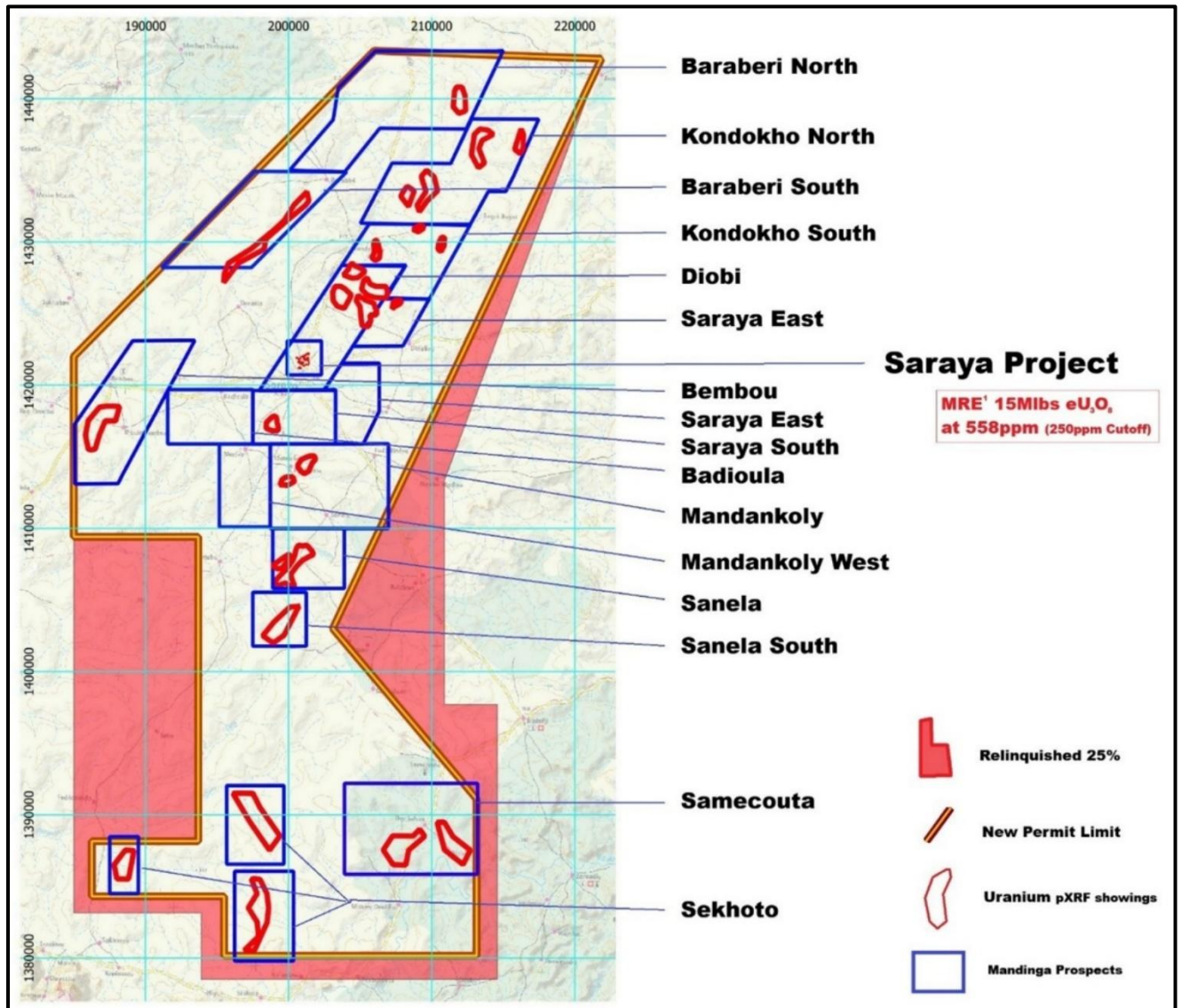
This work is planned to re-commence in Q4 2025 following the end of the wet season and the completion of harvest.

### **Saraya Permit Renewal**

The Senegalese Authorities have released decree MEPM 023680 of 1st July 2025 granting a second renewal for the Uranium Exploration Saraya Permit - new permit area 1,235.72 km<sup>2</sup>. The renewal, in accordance with the provisions of the Mining Code (Law No. 2016-32 of November 8, 2016), extends Mandinga Resources' rights to continue exploration activities in the highly prospective Saraya area, including extending the **JORC uranium mineral resource estimate of 14.5Mt @ 550ppm for 17.6 Mlbs of contained eU<sub>3</sub>O<sub>8</sub> Indicated and Inferred<sup>3</sup>** at the Saraya prospect itself and to expand on the successful exploration at the Sanela and Mandankoly prospects, as well as to progress numerous newly discovered surface uranium anomalies resulting from our termite mound sampling (TMS) - Refer Figure 3.

As part of the standard renewal process the Company was required to:

- complete a 25% reduction of the surface area of the permit, this proposed reduction excluded all known uranium anomalies ensuring there was no impact on the current or planned exploration program and that all areas of possible extension or discovery are retained (Figure 3), and
- submit all technical and financial reports for the previous 3-year period to the relevant authorities.



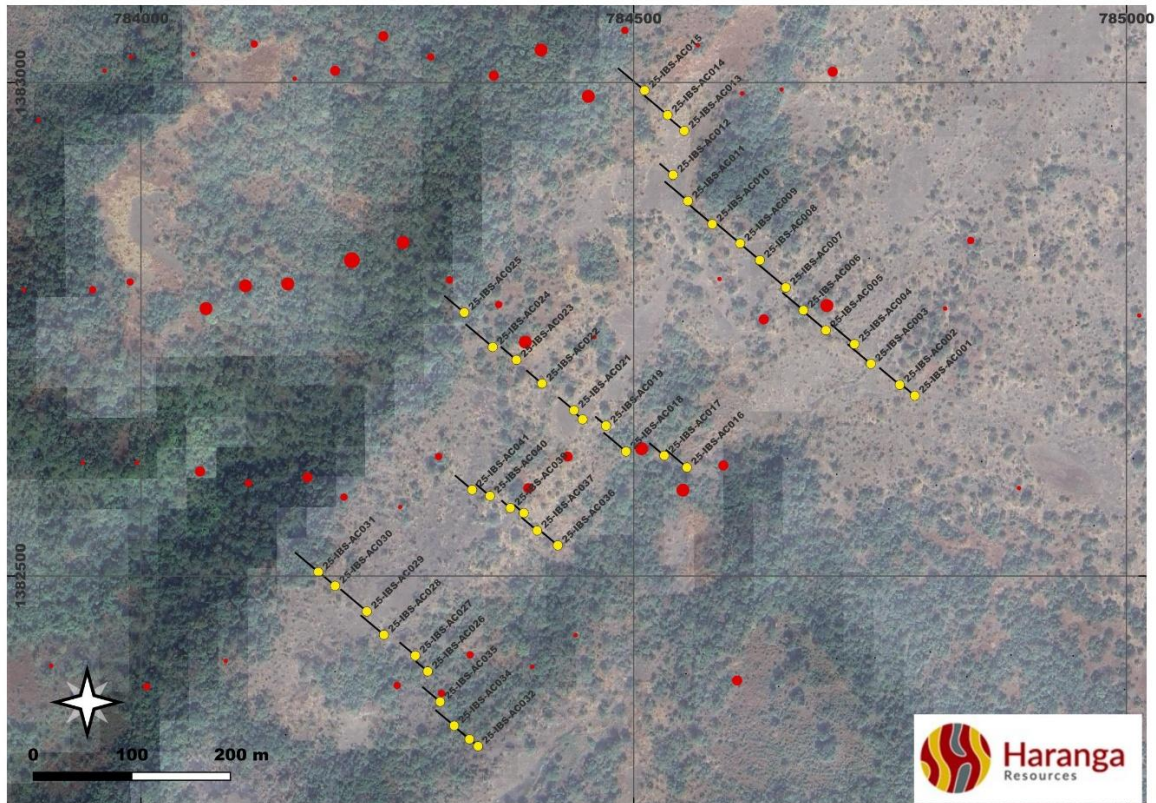
**Figure 3:** Termite Mound Sampling Grids, Auger Drilling Targets<sup>2,3</sup> and permit relinquished areas.

### Ibel South Gold Project Update

Ibel South is located southwest of Kedougou and is within easy access from Haranga’s Saraya camp. The permit covers part of the Birimian Belt that further north hosts Resolute’s (ASX: RSG) Mako Gold Mine and along strike of the lithology that further to the NNE hosts the Massawa and Sabodala Gold Mines, all in operation. Ibel South is a 100% Haranga owned permit for gold exploration. Previous results from termite mound sampling outlined a number of zones anomalous for gold. During the quarter the Company planned an Aircore drilling program and commenced the drill program in early July.

The campaign targeted a series of gold anomalies, identified through termite mound sampling (TMS), on the elevated lateritic plateau at the Ibel South Gold Project (Figure 4). The drilling was designed to penetrate the blanketing laterite sheets and to test the subsurface continuity of these TMS anomalies within the weathered bedrock, particularly in zones of historic artisanal mining. Three drill lines were initially laid out across the plateau positioned to access the mapped anomalies.

For personal use only



**Figure 4:** Drillhole collar plan (yellow circle: hole collars) and hole traces at Ibel South Gold Project with red dots indicating TMS anomalies<sup>4</sup>.

Drilling was completed in eight days, double shift, ahead of the program schedule. Drilling intersected strong water flows and all samples will require drying.

Forty one holes were completed for a total of 2,000m drilled (Figure 4).

These samples will be composited over 4-metre intervals for initial laboratory assay. Assay samples from the program will be sent to an internationally accredited laboratory for analysis.

Haranga has been notified that the Ibel South Gold Project lies partly within the buffer zone of a Unesco Heritage site of Ibel and Bandafassi mountain. It is not clear whether the recent drilling is within the buffer zone. None of the Ibel South permit encroaches on the Heritage Site.

Coordination with local authorities is ongoing to clarify if the drilling is within the buffer zone. If the drilling is within the buffer zone approval is required from the Ministry Of Culture. All other approvals were granted including from the Ministry of Mines and The Ministry of Forestry. Exploration is permitted within the buffer zone but requires additional approvals by the Ministry of Culture.

Four other exploration permits also have parts in the same buffer zone.

## **Corporate**

### **Board Member Changes<sup>7</sup>**

Mr Hendrik Schloemann resigned his position as a non-Executive Director of the Company, with his resignation to take effect on completion of the Lincoln Gold Project acquisition.

Mr Jeremy King and Mr Bruce M<sup>c</sup>Cracken have accepted positions as non-Executive Directors on the Haranga Board.

### **Capital Raising<sup>1</sup>**

During the quarter the Company raised an additional \$4,139,008 from Tranche 2 (Refer announcement 25<sup>th</sup> March 2025) and issued 82,780,157 fully paid ordinary shares in the capital of the Company ("Shares") by way of placement to sophisticated, professional and institutional investors.

### **Acquisition Completion**

The completion of the acquisition of the Lincoln Gold Project<sup>1</sup> is near finalisation, with only a single third-party signature awaiting receipt. The Company is in dialogue with this party and expects the documents to be executed and returned shortly. Technical, financial and legal due diligence has been completed, with no material issues identified.

Following receipt of the signed documents, Haranga will be able to confirm that all conditions precedent have been met and complete the transaction.

### **Summary of Expenditure**

At 30 June 2025, Haranga and its subsidiaries held \$3,944m in cash reserves. Further details can be found in the Appendix 5B released with this announcement.

Of the total expenditure of the Company during the quarter, \$544k of the Company's expenditure was on activities related to the exploration and development of the current projects as detailed in the Cashflow Report (5B) appended to this report. The Company did not incur any expenditure related to mining, production and development activities during the Quarter.

Payments totalling approximately \$138k were paid to the Directors for fees relating to the present Quarter (\$108k to Executive and \$30.5k to Non-Executives) (section 6.1 of the accompanying 5B).

**Tenement Table: ASX Listing Rule 5.3.3**
**Mining tenement interests held at the end of the quarter and their location**

<b>Tenement reference location</b>	<b>Nature</b>	<b>Status</b>	<b>Interest</b>	<b>Target interest</b>
PR 02208, Senegal	JV	Granted	70%	Haranga has acquired 70% interest from Mandinga Resources who own 100% of the Saraya project. The Vendor has a 30% free carry to PFS. After PFS the Vendor will have to contribute to cost or dilute to royalty.
Ibel South - No.°10378 - Senegal	Direct	Granted	100%	Ibel South - No.°10378 - Senegal

**Mining tenement interests relinquished during the quarter and their location**

Nil

**The mining tenement interests acquired during the quarter and their location**

Nil

**Mining tenement interests under application during the quarter and their location**

Nil

**This ASX announcement has been authorised for release by the Board of Haranga Resources Limited.**

FOR FURTHER INFORMATION PLEASE CONTACT:

**PETER BATTEN**  
Managing Director

**HARANGA RESOURCES LIMITED**

E: [info@haranga.com.au](mailto:info@haranga.com.au)

**Competent Person's and Compliance Statement**

The information in this announcement that relates to Exploration Results is based on and fairly represents information and supporting documentation compiled by Mr Jean Kaisin working under the supervision of Mr Peter Batten, a Competent Person, who is a Member of The Australasian Institute of Mining and Metallurgy (MAusIMM). Mr Batten has sufficient experience that is relevant to the style of mineralisation and type of deposit under consideration and to the activity which he is undertaking to qualify as a Competent Person as defined in the 2012 Edition of the 'Australasian Code for Reporting of Exploration Results, Mineral Resources and Ore Reserves'. Mr Batten is the Managing Director of

For personal use only

Haranga Resources Limited and consents to the inclusion in this announcement of the Exploration Results in the form and context in which they appear. Mr Kaisin is a full-time employee of Haranga Resources Limited.

The information in this announcement that is footnoted below (1 – 7) relates to exploration results and mineral resources that have been released previously on the ASX. The Company confirms that it is not aware of any new information or data that materially affects the information included in the original market announcements and that, in the case of mineral resources estimates, all material assumptions and technical parameters underpinning the estimates continue to apply and have not materially changed. The Company confirms that the form and context in which the Competent Person's finding is presented have not been materially modified from the original market announcements.

### Saraya - Mineral Resource

The Company confirms it is not aware of any new information or data that materially affects the information included in the Mineral Resource estimate and all material assumptions and technical parameters underpinning the estimate continue to apply and have not materially changed when referring to its resource announcement made on 27 August 2024. The Company confirms that the form and context in which the Competent Person's finding is presented have not been materially modified from the original market announcements.

### Saraya - Mineral Resource Estimate

The resource as reported at 27 August 2024 is as follows:

Classification	Tonnage	Grade	Contained eU <sub>3</sub> O <sub>8</sub>	
	Mt	eU <sub>3</sub> O <sub>8</sub> ppm	Mlbs	Tonnes
<b>Indicated</b>	<b>4.1</b>	<b>740</b>	<b>6.7</b>	<b>3,038</b>
<b>Inferred</b>	<b>10.4</b>	<b>475</b>	<b>10.9</b>	<b>4,946</b>
<b>Total</b>	<b>14.5</b>	<b>550</b>	<b>17.6</b>	<b>7,984</b>

**Table 1: Saraya Mineral Resource Estimate<sup>3</sup> - 250ppm cutoff, Indicator Kriging**

### ASX Announcements referenced to directly, or in the commentary of this quarterly activities release.

1. Information relating to the proposed purchase of the Lincoln Gold Project taken from the report titled "Haranga Secures Richest Section of Historic Mother Lode" released on the ASX on 25<sup>th</sup> of March 2025 and available to view on <https://haranga.com/investors/asx-announcements/>
2. Anomalous regional prospects references taken from the report titled "Completion of the Regional Termite Mound Sampling - Saraya Uranium" released on the ASX on 11<sup>th</sup> of July 2024 and available to view on <https://haranga.com/investors/asx-announcements/>
3. Mineral Resource Estimate results for the Saraya Uranium Project taken from the report titled "Saraya Uranium Mineral Resource Approaches 20 Mlb eU<sub>3</sub>O<sub>8</sub>" released on the ASX on 27<sup>th</sup> of August 2024 and available to view on <https://haranga.com/investors/asx-announcements/>

4. Information relating to the drilling program at Ibel South is taken from the report titled "Ibel South Maiden Drilling" released on the ASX on 9<sup>th</sup> of July 2025 and available to view on <https://haranga.com/investors/asx-announcements/>
5. Information relating to the Saraya Uranium Project is taken from the report titled "Renewal of Saraya Uranium Exploration Permit" released on the ASX on 15<sup>th</sup> of July 2025 and available to view on <https://haranga.com/investors/asx-announcements/>
6. Information relating to the re-assaying of samples from the Lincoln Project is taken from the report titled "Due Diligence Sampling of Historic Drill Core and Pulps Confirm Exceptional High Grade Gold Assays" released on the ASX on 7<sup>th</sup> of July 2025 and available to view on <https://haranga.com/investors/asx-announcements/>
7. Information relating to the change of board members is taken from the report titled "Lincoln Gold Project Completion Update and Board Appointments" released on the ASX on 11<sup>th</sup> of July 2025 and available to view on <https://haranga.com/investors/asx-announcements/>

Announcements are available to view on <https://haranga.com/investors/asx-announcements/>

### **Disclaimer**

Forward-looking statements are statements that are not historical facts. Words such as "expect(s)", "feel(s)", "believe(s)", "will", "may", "anticipate(s)", "potential(s)" and similar expressions are intended to identify forward-looking statements. These statements include, but are not limited to statements regarding future production, resources or reserves and exploration results. All of such statements are subject to certain risks and uncertainties, many of which are difficult to predict and generally beyond the control of the Company, that could cause actual results to differ materially from those expressed in, or implied or projected by, the forward-looking information and statements. These risks and uncertainties include, but are not limited to: (i) those relating to the interpretation of drill results, the geology, grade and continuity of mineral deposits and conclusions of economic evaluations, (ii) risks relating to possible variations in reserves, grade, planned mining dilution and ore loss, or recovery rates and changes in project parameters as plans continue to be refined, (iii) the potential for delays in exploration or development activities or the completion of feasibility studies, (iv) risks related to commodity price and foreign exchange rate fluctuations, (v) risks related to failure to obtain adequate financing on a timely basis and on acceptable terms or delays in obtaining governmental approvals or in the completion of development or construction activities, and (vi) other risks and uncertainties related to the Company's prospects, properties and business strategy. Investors are cautioned not to place undue reliance on these forward-looking statements that speak only as of the date hereof, and the Company does not undertake any obligation to revise and disseminate forward-looking statements to reflect events or circumstances after the date hereof, or to reflect the occurrence of or non-occurrence of any events.

### **About Haranga Resources**

*Haranga Resources is a multi-commodity company focused on Gold and Uranium. The Company's most advanced project is the Saraya Uranium Project in Senegal, previously owned by Uranium giant Orano (previously Areva) and which has in excess of 65,000m of historical drilling and a defined a mineral resource of 14.5Mt @ 550ppm eU<sub>3</sub>O<sub>8</sub> for 17.6 Mlbs contained eU<sub>3</sub>O<sub>8</sub> Indicated and Inferred. In addition, Haranga has a brownfield gold project in Senegal within a prolific geological gold province in close proximity to well-defined resources and producing mines. Both projects are serviced from its 40-man exploration camp.*

More recently the Company completed its maiden drill program across the Ibel South Gold permit during July, with results expected August.

Corporately, the Company is in the process of acquiring the advanced high grade Lincoln Gold Project in California, which has significant infrastructure and fully permitted for mining.

Haranga's collective expertise includes considerable experience running ASX-listed companies and financing, operating and developing mining and exploration projects in Africa, Australia, and other parts of the world.

**Haranga Resources Limited**

**ABN** 83 141 128 841

**A:** Suite 7/ 63 Shepperton Road  
Victoria Park, 6100

**T:** +61 6158 9990

**E:** info@haranga.com.au

**W:** haranga.com

**Directors**

Peter Batten

Michael Davy

Hendrik Schloemann (Note:

Resignation effective completion  
of Lincoln Gold Project)

Jeremy King

Bruce M<sup>c</sup>Cracken

**Trading Symbols**

**Australia:** ASX:HAR

**Frankfurt:** FSE:65E0

For personal use only

### **Schedule 1 - Lincoln Gold Project - Foreign Estimate Disclosures**

The NI 43-101 Mineral Resources for the Lincoln Gold Project, as at 2 July 2015, are estimated at 958,910 tonnes at 9.29g/t Au for 286,000 ounces of gold.

The information in this announcement relating to the Lincoln Gold Project Mineral Resources is reported in accordance with the requirements applying to foreign estimates in the ASX Listing Rules and, as such, are not reported in accordance with the JORC Code.

A Competent Person has not yet completed sufficient work to classify the NI 43-101 Mineral Resources as JORC Code Mineral Resources in accordance with the JORC Code 2012.

It is uncertain that following evaluation and/or further exploration work that the NI 43-101 Mineral Resources will be able to be reported as Mineral Resources or Ore Reserves in accordance with the JORC Code.

The information in this announcement that relates to the NI 43-101 Mineral Resources and of the Lincoln Gold Project has been extracted from the unpublished report entitled "Updated Technical Report on the Lincoln Mine Project, Amador County, California, prepared for Sutter Gold Mining Inc" dated 2 July 2015 (the "Report"), which sets out the Mineral Resources of the Lincoln Gold Project as at 2 July 2015.

The Mineral Resource estimates for the Lincoln Gold Project have been prepared using the National Instrument 43-101 - Standards of Disclosure for Mineral Projects of the Canadian Securities Administrators (the "Canadian NI 43-101 Standards").

The Mineral Resources estimates for the Lincoln Gold Project are not, and do not purport to be, compliant with the JORC Code and are therefore classified as "foreign estimates" under the ASX Listing Rules.

---

For personal use only

## Appendix 5B

### Mining exploration entity or oil and gas exploration entity quarterly cash flow report

Name of entity

<b>HARANGA RESOURCES LIMITED (HAR)</b>
--

ABN

<b>83 141 128 841</b>
-----------------------

Quarter ended ("current quarter")

<b>30 June 2025</b>
---------------------

<b>Consolidated statement of cash flows</b>	<b>Current quarter \$A'000</b>	<b>Year to date (6 months) \$A'000</b>
<b>1. Cash flows from operating activities</b>		
1.1 Receipts from customers		
1.2 Payments for		
(a) exploration & evaluation	(544)	(898)
(b) development	-	-
(c) production	-	-
(d) staff costs	(119)	(122)
(e) administration and corporate costs	(184)	(216)
1.3 Dividends received (see note 3)	-	-
1.4 Interest received	1	1
1.5 Interest and other costs of finance paid	-	-
1.6 Income taxes paid	-	-
1.7 Government grants and tax incentives	-	-
1.8 Other	20	20
<b>1.9 Net cash from / (used in) operating activities</b>	<b>(826)</b>	<b>(1,215)</b>
<b>2. Cash flows from investing activities</b>		
2.1 Payments to acquire or for:		
(a) entities	-	-
(b) tenements	-	-
(c) property, plant and equipment	-	-
(d) exploration & evaluation	-	-
(e) investments	-	-
(f) other non-current assets	-	-

## Mining exploration entity or oil and gas exploration entity quarterly cash flow report

<b>Consolidated statement of cash flows</b>		<b>Current quarter \$A'000</b>	<b>Year to date (6 months) \$A'000</b>
2.2	Proceeds from the disposal of:		
	(a) entities	-	-
	(b) tenements	-	-
	(c) property, plant and equipment	-	-
	(d) investments	-	-
	(e) other non-current assets	-	-
2.3	Cash flows from loans to other entities	-	-
2.4	Dividends received (see note 3)	-	-
2.5	Other (provide details if material)	-	-
<b>2.6</b>	<b>Net cash from / (used in) investing activities</b>	<b>-</b>	<b>-</b>
<b>3.</b>	<b>Cash flows from financing activities</b>		
3.1	Proceeds from issues of equity securities (excluding convertible debt securities) <sup>1</sup>	3,687	5,283
3.2	Proceeds from issue of convertible debt securities	-	150
3.3	Proceeds from exercise of options	-	-
3.4	Transaction costs related to issues of equity securities or convertible debt securities	(274)	(284)
3.5	Proceeds from borrowings	-	263
3.6	Repayment of borrowings	(263)	(263)
3.7	Transaction costs related to loans and borrowings	-	-
3.8	Dividends paid	-	-
3.9	Funds raised shares to be issued	-	-
<b>3.10</b>	<b>Net cash from / (used in) financing activities</b>	<b>3,150</b>	<b>5,149</b>
<b>4.</b>	<b>Net increase / (decrease) in cash and cash equivalents for the period</b>		
4.1	Cash and cash equivalents at beginning of period	1,620	10
4.2	Net cash from / (used in) operating activities (item 1.9 above)	(826)	(1,215)
4.3	Net cash from / (used in) investing activities (item 2.6 above)	-	-
4.4	Net cash from / (used in) financing activities (item 3.10 above)	3,150	5,149
4.5	Effect of movement in exchange rates on cash held	-	-
<b>4.6</b>	<b>Cash and cash equivalents at end of period</b>	<b>3,944</b>	<b>3,944</b>

<sup>1</sup> Relates to Placement T1, shares issued on 1 April 2025.

## Mining exploration entity or oil and gas exploration entity quarterly cash flow report

<b>5. Reconciliation of cash and cash equivalents</b> at the end of the quarter (as shown in the consolidated statement of cash flows) to the related items in the accounts	<b>Current quarter</b> <b>\$A'000</b>	<b>Previous quarter</b> <b>\$A'000</b>
5.1 Bank balances	3,944	1,620
5.2 Call deposits	-	-
5.3 Bank overdrafts	-	-
5.4 Other (provide details)	-	-
<b>5.5 Cash and cash equivalents at end of quarter (should equal item 4.6 above) (*)</b>	<b>3,944</b>	<b>1,620</b>

<b>6. Payments to related parties of the entity and their associates</b>	<b>Current quarter</b> <b>\$A'000</b>
6.1 Aggregate amount of payments to related parties and their associates included in item 1	(138)
6.2 Aggregate amount of payments to related parties and their associates included in item 2	-
<i>Note: if any amounts are shown in items 6.1 or 6.2, your quarterly activity report must include a description of, and an explanation for, such payments.</i>	
Payment for executive director salary relating to previous and current quarters, payment for non-executive director fees.	

<b>7. Financing facilities</b> <i>Note: the term "facility" includes all forms of financing arrangements available to the entity.</i> <i>Add notes as necessary for an understanding of the sources of finance available to the entity.</i>	<b>Total facility amount at quarter end</b> <b>\$A'000</b>	<b>Amount drawn at quarter end</b> <b>\$A'000</b>
7.1 Loan facilities	-	-
7.2 Credit standby arrangements	-	-
7.3 Other (unrelated party loan)	-	-
<b>7.4 Total financing facilities</b>	<b>-</b>	<b>-</b>
<b>7.5 Unused financing facilities available at quarter end</b>		<b>-</b>
7.6 Include in the box below a description of each facility above, including the lender, interest rate, maturity date and whether it is secured or unsecured. If any additional financing facilities have been entered into or are proposed to be entered into after quarter end, include a note providing details of those facilities as well.		

## Mining exploration entity or oil and gas exploration entity quarterly cash flow report

<b>8. Estimated cash available for future operating activities</b>	<b>\$A'000</b>
8.1 Net cash from / (used in) operating activities (item 1.9)	(826)
8.2 (Payments for exploration & evaluation classified as investing activities) (item 2.1(d))	-
8.3 Total relevant outgoings (item 8.1 + item 8.2)	(826)
8.4 Cash and cash equivalents at quarter end (item 4.6)	3,944
8.5 Unused finance facilities available at quarter end (item 7.5)	-
8.6 Total available funding (item 8.4 + item 8.5)	3,944
<b>8.7 Estimated quarters of funding available (item 8.6 divided by item 8.3)</b>	<b>4.78</b>
<i>Note: if the entity has reported positive relevant outgoings (ie a net cash inflow) in item 8.3, answer item 8.7 as "N/A". Otherwise, a figure for the estimated quarters of funding available must be included in item 8.7.</i>	
8.8 If item 8.7 is less than 2 quarters, please provide answers to the following questions:	
8.8.1 Does the entity expect that it will continue to have the current level of net operating cash flows for the time being and, if not, why not?	
Answer: N/A	
8.8.2 Has the entity taken any steps, or does it propose to take any steps, to raise further cash to fund its operations and, if so, what are those steps and how likely does it believe that they will be successful?	
Answer: N/A	
8.8.3 Does the entity expect to be able to continue its operations and to meet its business objectives and, if so, on what basis?	
Answer: N/A	
<i>Note: where item 8.7 is less than 2 quarters, all of questions 8.8.1, 8.8.2 and 8.8.3 above must be answered.</i>	

## Compliance statement

- 1 This statement has been prepared in accordance with accounting standards and policies which comply with Listing Rule 19.11A.
- 2 This statement gives a true and fair view of the matters disclosed.

Date: 29 July 2025

Authorised by: The Board of Haranga Resources Limited

## Notes

1. This quarterly cash flow report and the accompanying activity report provide a basis for informing the market about the entity's activities for the past quarter, how they have been financed and the effect this has had on its cash position. An entity that wishes to disclose additional information over and above the minimum required under the Listing Rules is encouraged to do so.
2. If this quarterly cash flow report has been prepared in accordance with Australian Accounting Standards, the definitions in, and provisions of, *AASB 6: Exploration for and Evaluation of Mineral Resources* and *AASB 107: Statement of Cash Flows* apply to this report. If this quarterly cash flow report has been prepared in accordance with other accounting standards agreed by ASX pursuant to Listing Rule 19.11A, the corresponding equivalent standards apply to this report.
3. Dividends received may be classified either as cash flows from operating activities or cash flows from investing activities, depending on the accounting policy of the entity.
4. If this report has been authorised for release to the market by your board of directors, you can insert here: "By the board". If it has been authorised for release to the market by a committee of your board of directors, you can insert here: "By the [name of board committee – eg Audit and Risk Committee]". If it has been authorised for release to the market by a disclosure committee, you can insert here: "By the Disclosure Committee".
5. If this report has been authorised for release to the market by your board of directors and you wish to hold yourself out as complying with recommendation 4.2 of the ASX Corporate Governance Council's *Corporate Governance Principles and Recommendations*, the board should have received a declaration from its CEO and CFO that, in their opinion, the financial records of the entity have been properly maintained, that this report complies with the appropriate accounting standards and gives a true and fair view of the cash flows of the entity, and that their opinion has been formed on the basis of a sound system of risk management and internal control which is operating effectively.