

ASX Announcement | 30 July 2025

Quarterly Activities Report – 30 June 2025

Highlights

Carter Uranium Project - USA

- Permitting process progressing with stakeholder engagement and documentation preparation underway
- Drill program designed to test high-priority targets identified from historical data
- Favourable uranium market dynamics continue, driven by U.S. energy security policy and increased demand outlook
- The Carter Uranium Project contains the majority of two significant high-grade historical resources, including:
 - The **Acadia Deposit** where 3.7 Mlbs @ 1,250ppm eU₃O₈¹ was estimated (the Company has secured 87% of the surface expression of this resource area)
 - The **Mindy Deposit** where 1.4 Mlbs @ 1,560ppm eU₃O₈² was estimated (the Company has secured 78% of the surface expression of this resource area)
- Historical drilling confirms thick zones of high-grade mineralisation, including:
 - 1.83m @ 5,400ppm eU₃O₈ from 438m
 - 3.35m @ 2,000ppm eU₃O₈ from 430m
 - 3.65m @ 1,700ppm eU₃O₈ from 430m

Brandy Hill South Copper Project – Western Australia

- Induced Polarisation (IP) survey completed to assist in identifying sulphide-rich zones
- Chargeability anomalies identified, consistent with sulphide mineralisation and supporting future drill targeting
- Expanded IP survey planned to refine targets ahead of next phase of drilling

¹ Refer ASX:REC Announcement dated 29th October 2024

² Refer ASX:REC Announcement dated 29th October 2024

A\$0.013
Share Price
\$3.34M
Market Cap
\$1.667m
(30 June 2025)
Cash at Bank

CAPITAL STRUCTURE
256,989,967
Shares on Issue
17,187,500
Unlisted Options
94,500,000
Performance Rights

BOARD AND MANAGEMENT
Felicity Repacholi
Managing Director
Simon Andrew
Non-Executive Chair

Ben Vallerine
Non-Executive Director
Joel Ives
Company Secretary

CONTACT DETAILS

Web: rechargemetals.com.au
E: info@rechargemetals.com.au
T: +61 (08) 9481 0389
ABN: 13 647 703 839

For personal use only

Recharge Metals Limited (**ASX: REC**) (**Recharge, REC** or the **Company**) is pleased to provide an activities and cashflow report for the period ending 30 June 2025. During the period, the Company progressed preparations for exploration at its high-grade Carter Uranium Project in Montana, USA, with executive and technical staff completing a site visit. The Company continued to progress permitting throughout the quarter, while also continuing to engage stakeholders and requisite documentation is prepared. During the quarter, the Company also announced the results of an Induced Polarisation (IP) orientation survey at its Brandy Hill South Project, Western Australia, to test the technique's effectiveness in mapping disseminated sulphide mineralisation.

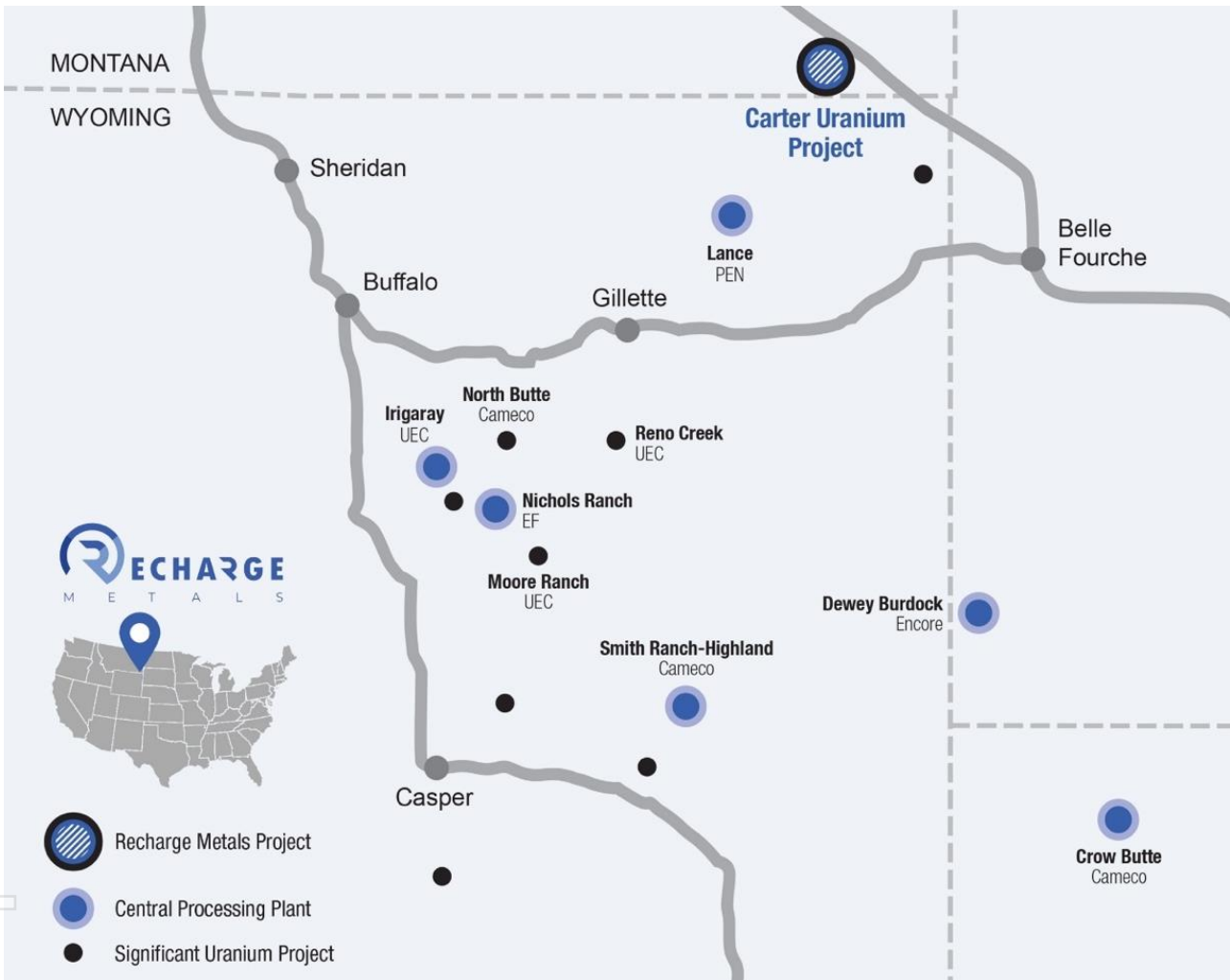


Figure 1: Carter Uranium Project with notable uranium facilities in the region

CARTER URANIUM PROJECT – Montana, USA

During the June quarter, Recharge continued to advance preparations for exploration at its Carter Uranium Project, located in southeast Montana near the Wyoming border. The Project covers a highly prospective 11 km stretch of roll-front uranium mineralisation and benefits from excellent infrastructure access, including proximity to US Highway 212 and the regional centre of Belle Fourche, South Dakota.

Permitting and Stakeholder Engagement

Following the site visit in the March quarter, the Company progressed the permitting process required for upcoming drilling activities. Engagement with relevant U.S. regulatory authorities is ongoing, with work focused on compiling and submitting the necessary environmental and land access documentation.

Recharge is also maintaining a strong focus on community and landholder engagement. Discussions with local ranch owners and stakeholders have continued throughout the quarter and remain constructive, supporting the Company's long-term goal of building strong relationships within the region.

Exploration Planning

Planning for the initial drill program is well advanced, with targets being refined based on historical datasets and field observations. The program will focus on high-priority zones within the Acadia and Mindy deposits, where historical drilling intersected thick, high-grade uranium mineralisation within stacked roll-front systems of the Lakota Formation.

Recharge continues to build a robust technical foundation by integrating historical exploration data - including thousands of drillholes completed by majors such as Kerr McGee and Chevron - to optimise drill planning and guide future development pathways.

Strategic Context

The Carter Uranium Project lies within 250 km of multiple permitted ISR uranium operations, reflecting the region's long history of uranium production. With ISR remaining the dominant production method in the United States (and indeed globally), the Project is ideally positioned to leverage future demand linked to growing energy security concerns and government policy support.

Project Background

The Carter Project is underpinned by historical exploration data indicating multiple stacked uranium roll fronts within the Lakota Formation. These mineralised trends are interpreted to be controlled by oxidation-reduction interfaces and stratigraphic traps, typical of high-grade uranium systems in the region.

The Project was intensely explored by numerous major mining and energy companies during the late 1970s and early 1980s. Uranium exploration was focused on the northern rim (extension) of the Powder River Basin from Wyoming into Montana.

Kerr McGee, one of the largest uranium producers during this era, in its joint venture with Chevron, was particularly active in the area and drilled thousands of reconnaissance and closer-spaced delineation holes on, and around, Recharge's Project. Recharge has purchased a large database of exploration data and is currently compiling and reviewing the wealth of information.

The Carter Uranium Project is within 250 kilometres of six (6) permitted In Situ Recovery (ISR) uranium production facilities (refer Figure 1). ISR accounts for the vast majority of USA uranium production³, and the Powder River Basin has an extensive ISR uranium

³ World Nuclear News website – 19 May 2020 – US Uranium Output Falls 89% in 2019

production history. This started on an experimental basis during the early 1960s, with the first commercial mine commencing operations in 1974.

The Carter Uranium Project hosts a significant amount of uranium mineralisation, with the mineralisation extending over a strike extent of approximately 11 kilometres. The mineralisation, which is related to an extensive system of roll fronts, is hosted in discrete uranium deposits, and along the oxidation-reduction interfaces throughout the area.

Refer to REC ASX Announcement dated 29th October 2024 for complete results.

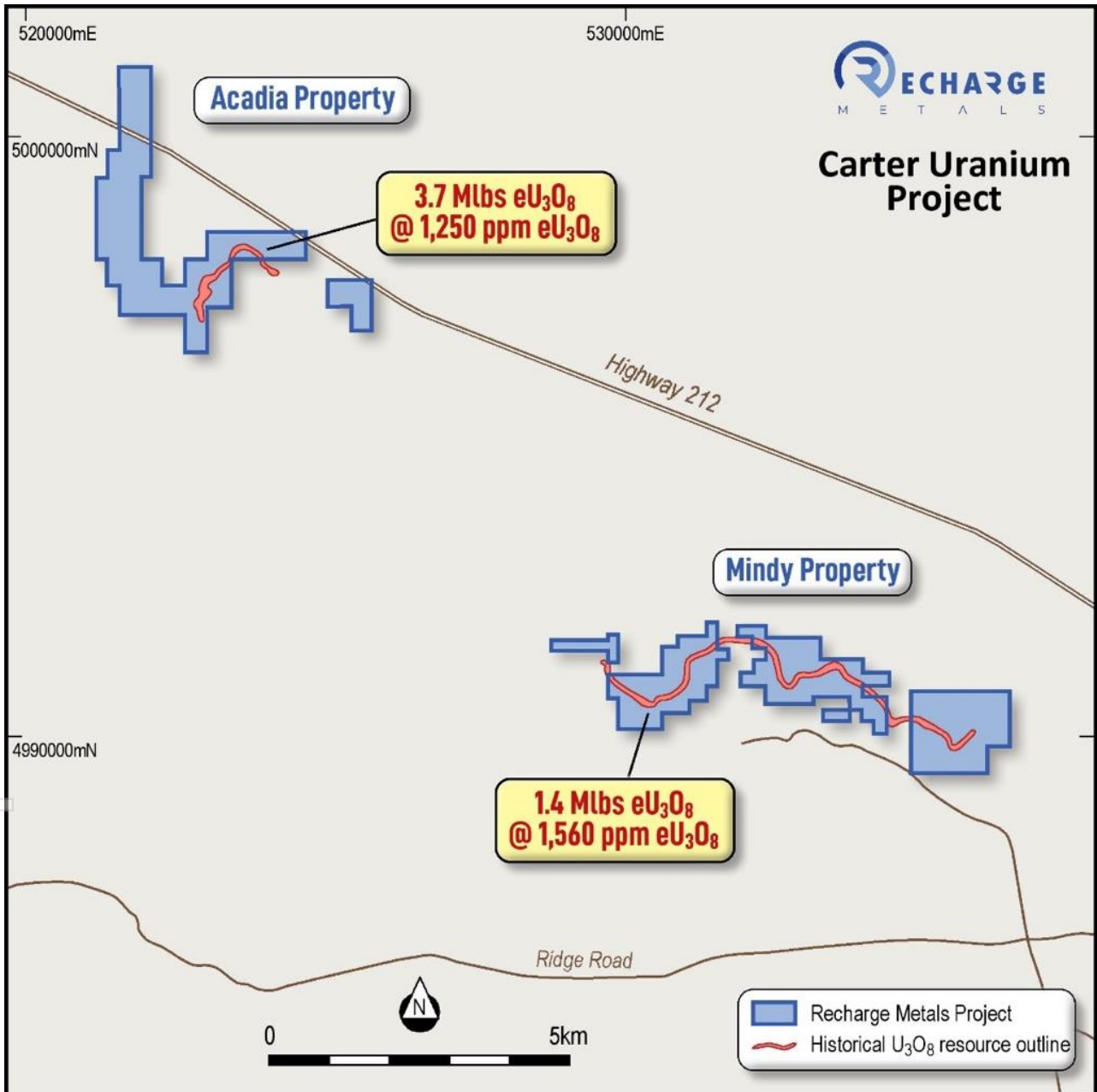


Figure 2: Carter Uranium Project location and historical resources

Exploration Potential and Strategy

A thorough review of historical drilling data is ongoing. Preliminary analysis has identified several targets that offer potential for the discovery of extensions to known

mineralisation, as well as new zones of uranium mineralisation not included in the historical resource estimate.

The Company holds numerous target areas with potential to expand mineralised roll fronts. These areas include known roll front systems that are less well-defined due to limited close-spaced drilling.

Historical data from the identified roll fronts within the Carter Project indicate:

- Historical resource areas are open along strike in one or both directions which offer potential for defining extensions of the mineralised zones; and
- Areas of encouraging drill results not previously followed-up that could lead to further discoveries along the known roll fronts.

Additional ground in the surrounding area, that has historically been a focus for uranium exploration, has been identified and expansion opportunities are currently being assessed.

BRANDY HILL SOUTH PROJECT – Western Australia

Recharge continued exploration across its 100%-owned Brandy Hill South Copper Project, situated in the Murchison region of Western Australia. The Project is located close to the Deflector Deposit (currently owned by Vault Minerals Limited, ASX: VAU) and is within a well-endowed copper-gold province.

In February 2025, the Company conducted an Induced Polarisation (IP) orientation survey designed to enhance targeting confidence by detecting potential sulphide-rich zones associated with copper mineralisation. A four-line IP orientation survey as a proof-of-concept study was completed.

The results of the IP survey were announced on the 10th April 2025. Results of the IP survey are presented in Figures 3 and 4. A strong, coincident high-chargeability and low-resistivity response appears to map known copper mineralisation defined by previous drilling. The anomaly continues to the north, suggesting a potential continuation of mineralisation along strike, and represents a priority drill target.

Importantly, the IP anomaly is also coincident with the MLEM anomaly defined in a 2005 survey, as well as the downhole EM (DHEM) modelling from drillhole BHD026 (refer ASX Announcement dated 8th August 2022).

Additional chargeability anomalies were identified and will be assessed using historical drill data and field verification.

Next steps

As detailed in the ASX Release of 8th July 2024, Dr Steve Beresford recommended the following next steps at Brandy Hill South, following the successful completion of the IP orientation survey:

- **Detailed paragenetic study**, including relogging of existing drill core from a cross-section including BHRCD018, to determine the number of porphyry phases and understand vein paragenesis.
- **Short Wave Infrared (SWIR) scanning** of a representative drill hole—or alternatively, the use of a portable infrared mineral analyser (PIMA) or ASD mineral

spectrometer, to characterise alteration styles and refine lithogeochemical interpretations.

Recharge intends to progress these technical programs over the coming months. In parallel, the Company will integrate the newly acquired IP survey data with historical drilling results and other geophysical datasets to refine drill targeting.

For personal use only

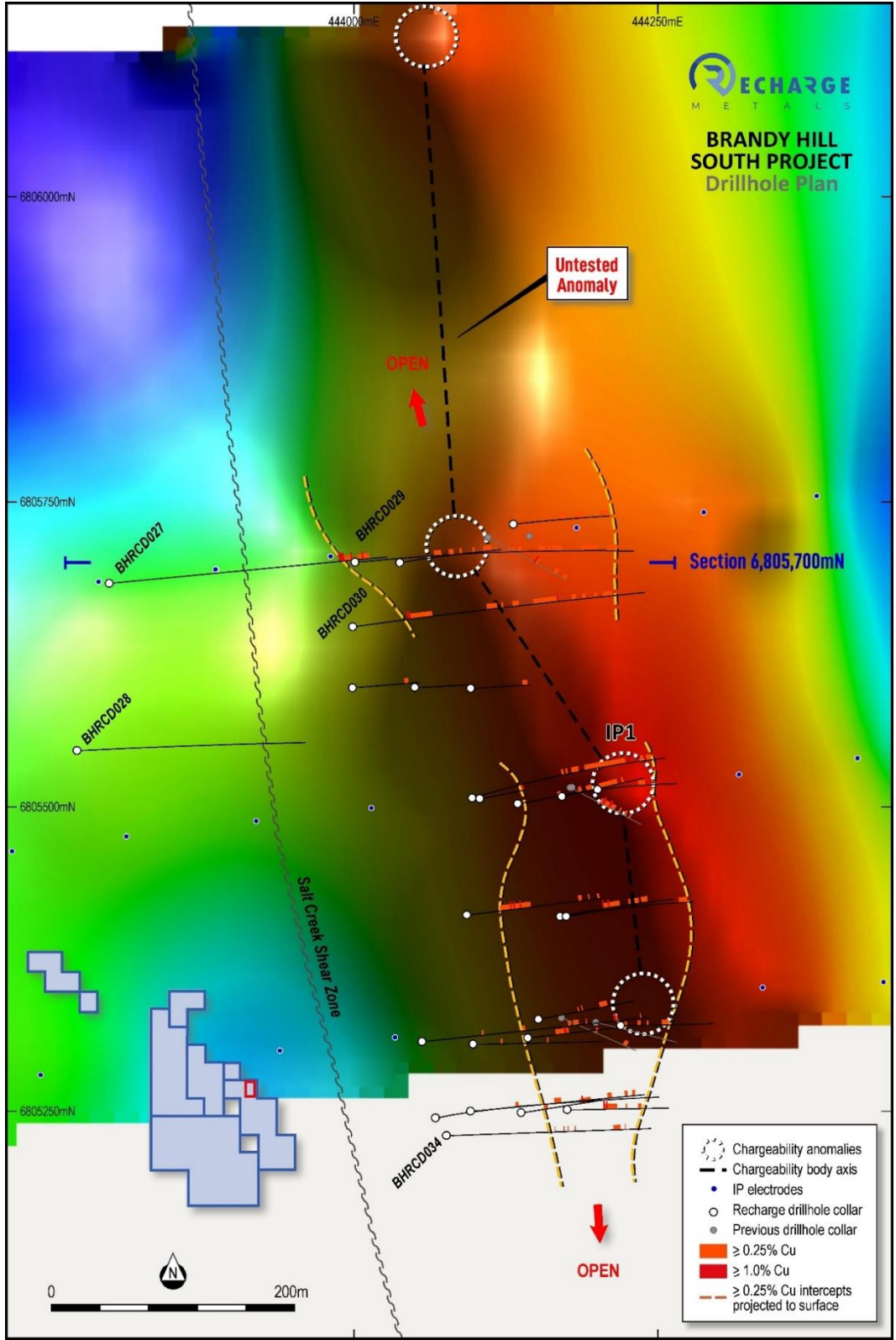


Figure 3: Plan showing chargeability response from recent IP survey overlain on drilling to date at the Brandy Hill South Copper Project

Planning is also underway to expand the IP survey coverage northward and across the broader project area. This expanded program will be scoped and costed in the near term.

For personal use only

With a substantial body of existing data at Brandy Hill South, Recharge is well positioned to advance exploration at a relatively low cost. If the porphyry copper model is further validated through ongoing exploration, Brandy Hill South has the potential to become a high-value asset for Recharge, particularly given its location in a Tier-1 mining jurisdiction, and the favourable long-term outlook for copper.

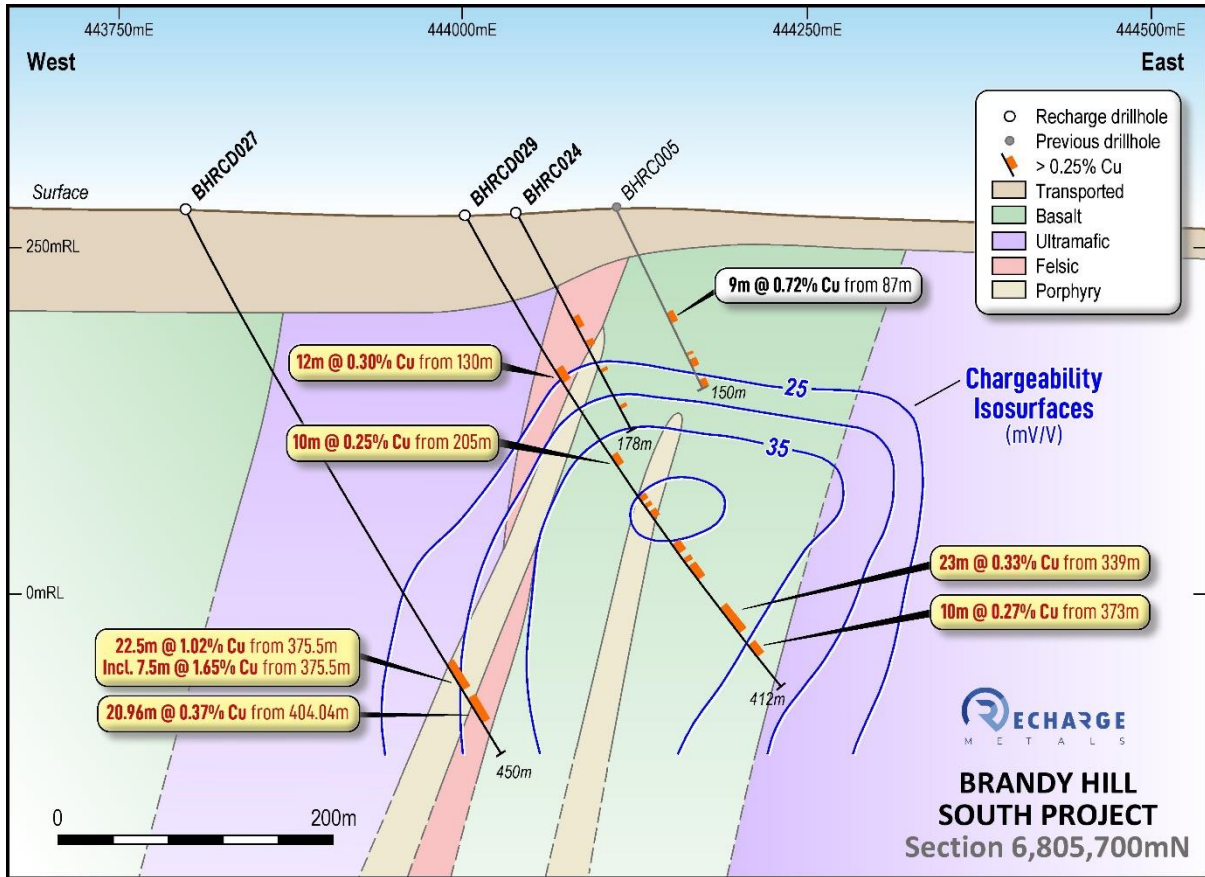


Figure 4: Cross Section 6,805,700mN showing chargeability isosurfaces at 5mV/V intervals overlain on significant drilling intercepts and interpreted geology

CORPORATE

Cash Position

Recharge held \$1,667,457 in cash at 30 June 2025 (31 March 2025 \$1,908,947). For further movements in cash during the quarter, refer to Appendix 5B.

Related party payments for the quarter, as outlined in the Appendix 5B at section 6.1 and 6.2, total \$104,694 and \$nil respectively, which includes amounts paid to directors including director's fees and statutory superannuation, and consulting fees, company secretary and accounting fees.

Change of Registered Office

During the quarter Recharge advised that it had changed the location of its registered office. The registered office address is: Level 1, 1 Alvan Street, Subiaco WA 6008

Capital Structure as at 30 June 2025

Description	Number
Fully paid ordinary shares	256,989,967
Unlisted options exercisable at \$0.20 on or before 3 May 2026	6,187,500
Unlisted options exercisable at \$0.35 on or before 3 May 2026	1,000,000
Unlisted options exercisable at \$0.30 on or before 27 June 2026	2,500,000
Unlisted options exercisable at \$0.40 on or before 27 June 2026	2,500,000
Unlisted options exercisable at \$0.06 on or before 9 December 2027	2,500,000
Unlisted options exercisable at \$0.09 on or before 9 December 2027	2,500,000
Performance Rights*	94,500,000

*Refer to various 3B lodgements for performance rights terms and conditions

Compliance

For the purpose of Listing Rule 5.3.1, details of the Company's group exploration activities for the quarter, including any material developments or material changes in those activities, and a summary of the expenditure incurred on those activities is detailed above and below.

For the purpose of Listing Rule 5.3.2, the Company confirms that there were no mining production and development activities during the quarter by the Company or its subsidiaries.

Pursuant to Listing Rule 5.3.3, a full list of Mining Tenements held as at 30 June 2025 is included in Appendix 1.

This announcement has been authorised for release by the Board.

For further details, please contact:

Felicity Repacholi
Managing Director
info@rechargemetals.com.au

Alex Cowie
Media & Investor Relations
alexc@nwrcommunications.com.au

No New Information

The Company confirms that it is not aware of any new information or data that materially affects the Exploration Results nor Resources information included in this report from previous Company announcements, including Exploration Results extracted from the Company's Prospectus.

Carter Uranium Project - Past historical results disclosed in this report have been previously prepared and disclosed by the Company in accordance with JORC 2012 in ASX Announcements 29 October 2024 – Transformational Acquisition of the Advanced High-Grade Carter Uranium Project, Montana, USA.

Brandy Hill South Project - Past exploration results disclosed in this report have been previously prepared and disclosed by the Company in accordance with JORC 2012 in the following ASX announcements: Exploration Results extracted from the Company's Prospectus announced to the ASX on 7 October 2021 and the Company's subsequent ASX announcements of 15 November 2021, 8 February 2022, 29 March 2022, 5 April 2022, 10 May 2022, 18 May 2022, 9 June 2022, 14 July 2022, 8 August 2022, 15 September 2022, 14 October 2022, 24 October 2022, 22 November 2022, 30 January 2023, 7 July 2024 and 10 April 2025.

The Company confirms that it is not aware of any new information or data that materially affects the information included in the original market announcements and that all material assumptions and technical parameters underpinning the estimates in the relevant original market announcements continue to apply and have not materially changed. The Company confirms that the form and context in which the Competent Person's findings are presented here have not been materially modified from the original market announcements.

Forward Looking Statements

Some statements in this announcement regarding estimates or future events are forward-looking statements. Forward-looking statements include, but are not limited to, statements preceded by words such as "planned", "expected", "projected", "estimated", "may", "scheduled", "intends", "anticipates", "believes", "potential", "could", "nominal", "conceptual" and similar expressions. Forward-looking statements, opinions and estimates included in this announcement are based on assumptions and contingencies which are subject to change without notice, as are statements about market and industry trends, which are based on interpretations of current market conditions. Statements regarding plans with respect to the Company's mineral properties may also contain forward looking statements.

Forward-looking statements are provided as a general guide only and should not be relied on as a guarantee of future performance. Forward-looking statements may be affected by a range of variables that could cause actual results to differ from estimated results expressed or implied by such forward-looking statements. These risks and uncertainties include but are not limited to liabilities inherent in exploration and development activities, geological, mining, processing and technical problems, the inability to obtain exploration and mine licenses, permits and other regulatory approvals required in connection with operations, competition for among other things, capital, undeveloped lands and skilled personnel; incorrect assessments of prospectivity and the value of acquisitions; the inability to identify further mineralisation at the Company's tenements, changes in commodity prices and exchange rates; currency and interest rate fluctuations; various events which could disrupt exploration and development activities, operations and/or the transportation of mineral products, including labour stoppages and severe weather conditions; the demand for and availability of transportation services; the ability to secure adequate financing and management's ability to anticipate and manage the foregoing factors and risks and various other risks. There can be no assurance that forward-looking statements will prove to be correct.

Appendix 1 - Tenement Table: ASX Listing Rule 5.3.3

Mining tenement interest held at the end of the quarter and their location

Project	Title Number	Nature	Status	Recharge Ownership (at end of quarter)	Change in Ownership
Brandy Hill South, Western Australia	E59/2181	Direct	Granted	100%	N/A
	E59/2560	Direct	Granted	100%	N/A
	E59/2587	Direct	Granted	100%	N/A
	E59/2588	Direct	Granted	100%	N/A
	E59/2647	Direct	Granted	100%	N/A
	E59/2800	Direct	Granted	100%	N/A
	P59/2182	Direct	Granted	100%	N/A
	E59/2789	Direct	Granted	100%	N/A
	E59/2790	Direct	Granted	100%	N/A
	E59/2791	Direct	Granted	100%	N/A
Newnham Lake, Athabasca Basin, Saskatchewan, Canada	MC1331	Transfer Pending	Granted	100%	N/A
Express, Quebec, Canada	2631826	Transfer Pending	Granted	100%	N/A
	2631087	Transfer Pending	Granted	100%	N/A
	2631088	Transfer Pending	Granted	100%	N/A
	2631089	Transfer Pending	Granted	100%	N/A
	2631090	Transfer Pending	Granted	100%	N/A
	2631091	Transfer Pending	Granted	100%	N/A
	2631092	Transfer Pending	Granted	100%	N/A
	2631093	Transfer Pending	Granted	100%	N/A
	2631094	Transfer Pending	Granted	100%	N/A
	2631095	Transfer Pending	Granted	100%	N/A
	2631096	Transfer Pending	Granted	100%	N/A
	2631097	Transfer Pending	Granted	100%	N/A
	2631098	Transfer Pending	Granted	100%	N/A
	2631099	Transfer Pending	Granted	100%	N/A
	2631100	Transfer Pending	Granted	100%	N/A
	2631101	Transfer Pending	Granted	100%	N/A
	2631102	Transfer Pending	Granted	100%	N/A
	2631103	Transfer Pending	Granted	100%	N/A
	2631104	Transfer Pending	Granted	100%	N/A
	2631105	Transfer Pending	Granted	100%	N/A
2631106	Transfer Pending	Granted	100%	N/A	
2631107	Transfer Pending	Granted	100%	N/A	
2631108	Transfer Pending	Granted	100%	N/A	
2631109	Transfer Pending	Granted	100%	N/A	
2631110	Transfer Pending	Granted	100%	N/A	
2631111	Transfer Pending	Granted	100%	N/A	
	2631112	Transfer Pending	Granted	100%	N/A

For personal use only

Project	Title Number	Nature	Status	Recharge Ownership (at end of quarter)	Change in Ownership
	2631113	Transfer Pending	Granted	100%	N/A
	2631114	Transfer Pending	Granted	100%	N/A
	2631115	Transfer Pending	Granted	100%	N/A
	2631116	Transfer Pending	Granted	100%	N/A
	2631117	Transfer Pending	Granted	100%	N/A
	2631118	Transfer Pending	Granted	100%	N/A
	2631119	Transfer Pending	Granted	100%	N/A
	2631120	Transfer Pending	Granted	100%	N/A
	2631121	Transfer Pending	Granted	100%	N/A
	2631122	Transfer Pending	Granted	100%	N/A
	2631123	Transfer Pending	Granted	100%	N/A
	2631124	Transfer Pending	Granted	100%	N/A
	2631125	Transfer Pending	Granted	100%	N/A
	2631126	Transfer Pending	Granted	100%	N/A
	2631127	Transfer Pending	Granted	100%	N/A
	2631128	Transfer Pending	Granted	100%	N/A
	2631129	Transfer Pending	Granted	100%	N/A
	2631130	Transfer Pending	Granted	100%	N/A
	2631131	Transfer Pending	Granted	100%	N/A
	2631132	Transfer Pending	Granted	100%	N/A
	2631133	Transfer Pending	Granted	100%	N/A
	2631134	Transfer Pending	Granted	100%	N/A
	2631135	Transfer Pending	Granted	100%	N/A
	2631136	Transfer Pending	Granted	100%	N/A
	2631137	Transfer Pending	Granted	100%	N/A
	2631138	Transfer Pending	Granted	100%	N/A
	2631139	Transfer Pending	Granted	100%	N/A
	2631140	Transfer Pending	Granted	100%	N/A
	2631141	Transfer Pending	Granted	100%	N/A
	2631142	Transfer Pending	Granted	100%	N/A
	2631143	Transfer Pending	Granted	100%	N/A
	2631144	Transfer Pending	Granted	100%	N/A
	2631145	Transfer Pending	Granted	100%	N/A
	2631146	Transfer Pending	Granted	100%	N/A
	2631147	Transfer Pending	Granted	100%	N/A
	2631148	Transfer Pending	Granted	100%	N/A
	2631149	Transfer Pending	Granted	100%	N/A
	2631150	Transfer Pending	Granted	100%	N/A
	2631151	Transfer Pending	Granted	100%	N/A
	2631152	Transfer Pending	Granted	100%	N/A
	2631153	Transfer Pending	Granted	100%	N/A
	2631154	Transfer Pending	Granted	100%	N/A
	2631155	Transfer Pending	Granted	100%	N/A

For personal use only

Project	Title Number	Nature	Status	Recharge Ownership (at end of quarter)	Change in Ownership
	2631156	Transfer Pending	Granted	100%	N/A
	2631157	Transfer Pending	Granted	100%	N/A
	2631158	Transfer Pending	Granted	100%	N/A
	2631159	Transfer Pending	Granted	100%	N/A
	2631160	Transfer Pending	Granted	100%	N/A
	2631161	Transfer Pending	Granted	100%	N/A
	2631162	Transfer Pending	Granted	100%	N/A
	2631163	Transfer Pending	Granted	100%	N/A
	2631164	Transfer Pending	Granted	100%	N/A
	2631165	Transfer Pending	Granted	100%	N/A
	2631166	Transfer Pending	Granted	100%	N/A
	2631167	Transfer Pending	Granted	100%	N/A
	2631168	Transfer Pending	Granted	100%	N/A
	2631169	Transfer Pending	Granted	100%	N/A
	2631170	Transfer Pending	Granted	100%	N/A
	2631171	Transfer Pending	Granted	100%	N/A
	2631172	Transfer Pending	Granted	100%	N/A
	2631173	Transfer Pending	Granted	100%	N/A
	2631174	Transfer Pending	Granted	100%	N/A
	2631175	Transfer Pending	Granted	100%	N/A
	2631176	Transfer Pending	Granted	100%	N/A
	2631177	Transfer Pending	Granted	100%	N/A
	2631178	Transfer Pending	Granted	100%	N/A
	2631179	Transfer Pending	Granted	100%	N/A
	2631180	Transfer Pending	Granted	100%	N/A
	2631181	Transfer Pending	Granted	100%	N/A
	2631182	Transfer Pending	Granted	100%	N/A
	2631183	Transfer Pending	Granted	100%	N/A
	2631184	Transfer Pending	Granted	100%	N/A
	2631185	Transfer Pending	Granted	100%	N/A
	2631186	Transfer Pending	Granted	100%	N/A
	2631187	Transfer Pending	Granted	100%	N/A
	2631188	Transfer Pending	Granted	100%	N/A
	2631189	Transfer Pending	Granted	100%	N/A
	2631190	Transfer Pending	Granted	100%	N/A
	2631191	Transfer Pending	Granted	100%	N/A
	2631192	Transfer Pending	Granted	100%	N/A
	2631193	Transfer Pending	Granted	100%	N/A
	2631194	Transfer Pending	Granted	100%	N/A
	2631195	Transfer Pending	Granted	100%	N/A
	2631196	Transfer Pending	Granted	100%	N/A
	2631197	Transfer Pending	Granted	100%	N/A
	2631198	Transfer Pending	Granted	100%	N/A

For personal use only

Project	Title Number	Nature	Status	Recharge Ownership (at end of quarter)	Change in Ownership
	2631199	Transfer Pending	Granted	100%	N/A
	2631200	Transfer Pending	Granted	100%	N/A
	2631201	Transfer Pending	Granted	100%	N/A
	2631202	Transfer Pending	Granted	100%	N/A
	2631203	Transfer Pending	Granted	100%	N/A
	2631204	Transfer Pending	Granted	100%	N/A
	2631205	Transfer Pending	Granted	100%	N/A
	2631206	Transfer Pending	Granted	100%	N/A
	2631207	Transfer Pending	Granted	100%	N/A
	2631208	Transfer Pending	Granted	100%	N/A
	2631209	Transfer Pending	Granted	100%	N/A
	2631210	Transfer Pending	Granted	100%	N/A
	2631211	Transfer Pending	Granted	100%	N/A
	2631212	Transfer Pending	Granted	100%	N/A
	2631213	Transfer Pending	Granted	100%	N/A
	2631214	Transfer Pending	Granted	100%	N/A
	2631215	Transfer Pending	Granted	100%	N/A
	2631216	Transfer Pending	Granted	100%	N/A
	2631217	Transfer Pending	Granted	100%	N/A
	2631218	Transfer Pending	Granted	100%	N/A
	2631219	Transfer Pending	Granted	100%	N/A
	2631220	Transfer Pending	Granted	100%	N/A
	2631221	Transfer Pending	Granted	100%	N/A
	2631222	Transfer Pending	Granted	100%	N/A
	2631223	Transfer Pending	Granted	100%	N/A
	2631224	Transfer Pending	Granted	100%	N/A
Carter, Montana, United States of America	Mindy 051-130	Direct	Acquired	100%	100%
	ACADIA 51-83	Direct	Acquired	100%	100%
	BEV 1-28	Direct	Acquired	100%	100%
	ELLA 1-9	Direct	Acquired	100%	100%
	ELLA 19-24	Direct	Acquired	100%	100%
	ELLA 26	Direct	Acquired	100%	100%
	ELLA 28	Direct	Acquired	100%	100%
	ELLA 37-135	Direct	Acquired	100%	100%
	WCT 01-34	Direct	Acquired	100%	100%
	Owl 1-35	Direct	Acquired	100%	100%
	Tess 1-19	Direct	Acquired	100%	100%

Appendix 5B

Mining exploration entity or oil and gas exploration entity quarterly cash flow report

Name of entity

Recharge Metals Limited

ABN

13 647 703 839

Quarter ended ("current quarter")

30 June 2025

Consolidated statement of cash flows	Current quarter \$A'000	Year to date (12 months) \$A'000
1. Cash flows from operating activities		
1.1 Receipts from customers	-	-
1.2 Payments for		
(a) exploration & evaluation	-	-
(b) development	-	-
(c) production	-	-
(d) staff costs	(101)	(391)
(e) administration and corporate costs	(153)	(618)
1.3 Dividends received (see note 3)	-	-
1.4 Interest received	4	23
1.5 Interest and other costs of finance paid	-	(2)
1.6 Income taxes paid	-	-
1.7 Government grants and tax incentives	-	-
1.8 Other (provide details if material) GST Return and Canadian Mining Tax Credit	204	204
1.9 Net cash from / (used in) operating activities	(46)	(784)
2. Cash flows from investing activities		
2.1 Payments to acquire or for:		
(a) entities	-	-
(b) tenements	-	(5)
(c) property, plant and equipment	-	-
(d) exploration & evaluation	(196)	(1,328)
(e) investments	-	-
(f) other non-current assets	-	-

Mining exploration entity or oil and gas exploration entity quarterly cash flow report

Consolidated statement of cash flows		Current quarter \$A'000	Year to date (12 months) \$A'000
2.2	Proceeds from the disposal of:		
	(a) entities	-	-
	(b) tenements	-	-
	(c) property, plant and equipment	-	6
	(d) investments	-	-
	(e) other non-current assets	-	-
2.3	Cash flows from loans to other entities	-	-
2.4	Dividends received (see note 3)	-	-
2.5	Other (provide details if material)	-	-
2.6	Net cash from / (used in) investing activities	(196)	(1,327)
3.	Cash flows from financing activities		
3.1	Proceeds from issues of equity securities (excluding convertible debt securities)	-	2,520
3.2	Proceeds from issue of convertible debt securities	-	-
3.3	Proceeds from exercise of options	-	-
3.4	Transaction costs related to issues of equity securities or convertible debt securities	-	(180)
3.5	Proceeds from borrowings	-	-
3.6	Repayment of borrowings	-	-
3.7	Transaction costs related to loans and borrowings	-	-
3.8	Dividends paid	-	-
3.9	Other (provide details if material)	-	(31)
3.10	Net cash from / (used in) financing activities	-	2,309
4.	Net increase / (decrease) in cash and cash equivalents for the period		
4.1	Cash and cash equivalents at beginning of period	1,909	1,469
4.2	Net cash from / (used in) operating activities (item 1.9 above)	(46)	(784)
4.3	Net cash from / (used in) investing activities (item 2.6 above)	(196)	(1,327)
4.4	Net cash from / (used in) financing activities (item 3.10 above)	-	2,309

Mining exploration entity or oil and gas exploration entity quarterly cash flow report

Consolidated statement of cash flows		Current quarter \$A'000	Year to date (12 months) \$A'000
4.5	Effect of movement in exchange rates on cash held	-	-
4.6	Cash and cash equivalents at end of period	1,667	1,667

5. Reconciliation of cash and cash equivalents at the end of the quarter (as shown in the consolidated statement of cash flows) to the related items in the accounts		Current quarter \$A'000	Previous quarter \$A'000
5.1	Bank balances	1,657	1,899
5.2	Call deposits	10	10
5.3	Bank overdrafts	-	-
5.4	Other (provide details)	-	-
5.5	Cash and cash equivalents at end of quarter (should equal item 4.6 above)	1,667	1,909

6. Payments to related parties of the entity and their associates		Current quarter \$A'000
6.1	Aggregate amount of payments to related parties and their associates included in item 1	105
6.2	Aggregate amount of payments to related parties and their associates included in item 2	-
<p><i>Note: if any amounts are shown in items 6.1 or 6.2, your quarterly activity report must include a description of, and an explanation for, such payments.</i></p> <p>Director fees, superannuation and consulting fees of \$105k.</p>		

Mining exploration entity or oil and gas exploration entity quarterly cash flow report

7. Financing facilities	Total facility amount at quarter end \$A'000	Amount drawn at quarter end \$A'000
<i>Note: the term "facility" includes all forms of financing arrangements available to the entity.</i>		
<i>Add notes as necessary for an understanding of the sources of finance available to the entity.</i>		
7.1 Loan facilities	-	-
7.2 Credit standby arrangements	10	1
7.3 Other (please specify)	-	-
7.4 Total financing facilities	10	1
7.5 Unused financing facilities available at quarter end		9
7.6 Include in the box below a description of each facility above, including the lender, interest rate, maturity date and whether it is secured or unsecured. If any additional financing facilities have been entered into or are proposed to be entered into after quarter end, include a note providing details of those facilities as well.		
The company has a credit card facility of \$10k, of which is secured against a cash guarantee of equivalent value.		

8. Estimated cash available for future operating activities	\$A'000
8.1 Net cash from / (used in) operating activities (item 1.9)	(46)
8.2 (Payments for exploration & evaluation classified as investing activities) (item 2.1(d))	(196)
8.3 Total relevant outgoings (item 8.1 + item 8.2)	(242)
8.4 Cash and cash equivalents at quarter end (item 4.6)	1,667
8.5 Unused finance facilities available at quarter end (item 7.5)	9
8.6 Total available funding (item 8.4 + item 8.5)	1,776
8.7 Estimated quarters of funding available (item 8.6 divided by item 8.3)	7.34
<i>Note: if the entity has reported positive relevant outgoings (ie a net cash inflow) in item 8.3, answer item 8.7 as "N/A". Otherwise, a figure for the estimated quarters of funding available must be included in item 8.7.</i>	
8.8 If item 8.7 is less than 2 quarters, please provide answers to the following questions:	
8.8.1 Does the entity expect that it will continue to have the current level of net operating cash flows for the time being and, if not, why not?	
Answer: N/A	
8.8.2 Has the entity taken any steps, or does it propose to take any steps, to raise further cash to fund its operations and, if so, what are those steps and how likely does it believe that they will be successful?	
Answer: N/A	

Mining exploration entity or oil and gas exploration entity quarterly cash flow report

8.8.3 Does the entity expect to be able to continue its operations and to meet its business objectives and, if so, on what basis?

Answer: N/A

Note: where item 8.7 is less than 2 quarters, all of questions 8.8.1, 8.8.2 and 8.8.3 above must be answered.

Compliance statement

- 1 This statement has been prepared in accordance with accounting standards and policies which comply with Listing Rule 19.11A.
- 2 This statement gives a true and fair view of the matters disclosed.

Date: 30 July 2025

Authorised by: **The Board of Recharge Metals Limited**

Notes

1. This quarterly cash flow report and the accompanying activity report provide a basis for informing the market about the entity's activities for the past quarter, how they have been financed and the effect this has had on its cash position. An entity that wishes to disclose additional information over and above the minimum required under the Listing Rules is encouraged to do so.
2. If this quarterly cash flow report has been prepared in accordance with Australian Accounting Standards, the definitions in, and provisions of, *AASB 6: Exploration for and Evaluation of Mineral Resources* and *AASB 107: Statement of Cash Flows* apply to this report. If this quarterly cash flow report has been prepared in accordance with other accounting standards agreed by ASX pursuant to Listing Rule 19.11A, the corresponding equivalent standards apply to this report.
3. Dividends received may be classified either as cash flows from operating activities or cash flows from investing activities, depending on the accounting policy of the entity.
4. If this report has been authorised for release to the market by your board of directors, you can insert here: "By the board". If it has been authorised for release to the market by a committee of your board of directors, you can insert here: "By the [name of board committee – eg Audit and Risk Committee]". If it has been authorised for release to the market by a disclosure committee, you can insert here: "By the Disclosure Committee".
5. If this report has been authorised for release to the market by your board of directors and you wish to hold yourself out as complying with recommendation 4.2 of the ASX Corporate Governance Council's *Corporate Governance Principles and Recommendations*, the board should have received a declaration from its CEO and CFO that, in their opinion, the financial records of the entity have been properly maintained, that this report complies with the appropriate accounting standards and gives a true and fair view of the cash flows of the entity, and that their opinion has been formed on the basis of a sound system of risk management and internal control which is operating effectively.

For personal use only