

Q2
25



KRAKATOA

RESOURCES LTD.

QUARTERLY ACTIVITIES REPORT

June 2025



ASX Code
KTA

Capital Structure

775,134,025 Fully Paid Shares
80,000,000 Performance Rights
20,000,000 Options

Directors

Colin Locke
David Palumbo
Timothy Hogan

www.ktaresources.com

Lv 8 London House
216 St. Georges Terrace,
Perth WA, Australia 6000

Krakatoa Resources Limited (**ASX: KTA**) (**Krakatoa** or **the Company**) is pleased to provide the following summary of activities for the three-month period to 30 June 2025, where the Company's activities were primarily focused on the Zopkhito Antimony-Gold Project in Georgia.

HIGHLIGHTS FROM JUNE 2025 QUARTER

ZOPKHITO ANTIMONY-GOLD PROJECT

- Krakatoa is set to commence drilling at the Zopkhito Antimony-Gold Project in Georgia, with drilling contracts signed and mobilisation imminent
- The camp repatriation is nearing completion and preparation of drilling platforms is nearing completion
- Maiden drilling campaign scheduled to commence in the third quarter of 2025 with a 7,000-10,000m diamond drilling program
- Geophysical surveys will be undertaken to assist with detecting extensions of the current foreign resource estimate
- During the current field season in Georgia, KTA is committed to:
 - Converting and expanding the current foreign resource estimate into a JORC standard mineral resource estimate
 - Undertaking a preliminary economic assessment on Zopkhito's mining licence
- KTA maintains the right to acquire an 80% interest in the globally significant Zopkhito Project¹
- Zopkhito contains a foreign resource estimate of **225Kt @ 11.6% Sb for a contained 26,000 tonnes of antimony and 7.1Mt @ 3.7g/t for 815,119oz of gold**²
- Only 16 of a total 60 antimony and gold mineralised veins identified through historic exploration have been investigated to delineate the foreign resource estimate

MT CLERE PROJECT

- A 2-hole diamond drill program (1,000m in total) was completed at Mt Clere Project in WA, with drilling focused on the Jagger and Richards targets at the Stone Tank Prospect
- Each 500m drill hole was designed to test intense gravity bodies identified at both targets
- The Stone Tank drilling program is partially funded through a \$220,000 EIS grant received from the Western Australian Government
- The core samples will now be cut and relogged in Perth. On completion various samples will be prepared for chemical analysis at a laboratory in Perth.

CORPORATE

- Firm commitments received to raise \$1,302,000 (before costs) via a placement of 124,000,000 ordinary shares at an issue price of \$0.0105 (1.05c) per share
- Additionally, firm commitments received to raise a further \$357,000 (before costs) via a Top-up Placement of 34,000,000 ordinary shares at an issue price of \$0.0105 (1.05c) per share
- Cash on hand at end of the quarter is \$1.55M

¹ See ASX Announcement 9 December 2024

² Cautionary statement: The foreign estimate and foreign exploration results in this announcement were first released by the Company in an announcement titled "Option to Acquire Major Antimony and Gold Project" on 9 December 2024 ("Announcement") and are not reported in accordance with the JORC Code 2012. A competent person has not done sufficient work to classify the foreign estimate as a Mineral Resource, or disclose the foreign exploration results, in accordance with the JORC Code 2012. It is uncertain that following evaluation and/or further exploration work the foreign estimate will be able to be reported in accordance with the JORC Code 2012, and it is possible that following further evaluation and/or exploration work that the confidence in the reported foreign exploration results may be reduced when reported under the JORC Code 2012. The Company confirms that the supporting information provided in the Announcement continues to apply and has not materially changed.

ZOPKHITO ANTIMONY-GOLD PROJECT

The Zopkhito Antimony-Gold Project is located in the Racha area of Georgia, covering an area of 1,779 hectares with an active exploration-mining licence valid until March 2042. As announced in December 2024, KTA maintains an exclusive option to acquire up to an 80% legal and beneficial interest in the granted mining licence covering the Zopkhito Project.

Zopkhito was discovered in 1929 and explored by the Soviet Government until 1979, with additional exploration being carried out during 2006-2019. Historic exploration activity at the Project includes:

- 27km of underground adit exploration drives developed during the Soviet-era
- Over 15,000 geochemical samples taken mostly as channel samples
- Antimony foreign resource estimate completed and a Gold foreign resource estimate
- LiDAR survey and IP geophysics completed

The Project is situated ~170km from Kutaisi (second biggest town in Georgia), where rail infrastructure links to the western ports (Poti and Batumi) on the Black Sea. The closest town is a village called Gebi, some 20km from site.

Zopkhito contains a foreign resource estimate of **225Kt @ 11.6% Sb for a contained 26,000 tonnes of antimony and 7.1Mt @ 3.7g/t for 815,119oz of gold²**.

Post Quarter, Krakatoa announced that drilling is imminent at Zopkhito with all drilling contracts signed and mobilisation underway. The refurbishment of the Zopkhito camp is nearing completion and preparation for drilling platforms is progressing. Krakatoa's maiden drilling program at Zopkhito will comprise 7,000-10,000m of diamond drilling.

During the option period, Krakatoa is committed to:

- Converting and expanding the foreign resource estimate into a JORC-compliant mineral resource estimate
- Undertake a preliminary economic assessment for Zopkhito mining licence.



Photograph 1 and 2: (Left) Adit below drill platform 3. (Right) Dozer cleaning Adit access track.

Ahead of the commencement of drilling, Krakatoa completed a review of its plans for the current field season at the Zopkhito Project. Krakatoa's maiden drilling campaign will include testing of the known high-grade antimony and gold veins, conversion of the foreign resource into a JORC classification and testing the extension of the mineralised system beyond the current limits.

The 7,000-10,000m diamond drilling (from surface) program will be the keystone for the start of the mineral resource conversion to JORC classification. The diamond drilling will be supported with an extensive in-adit core drilling program (using JORC compliant handheld core equipment) and magnetic geophysical surveys.

The Company has reestablished the access tracks and camp facilities for the exploration field season.

Diamond Drilling

Krakatoa completed drill planning over the key vein systems within the Zopkhito Project, focused on targeting the areas where suitable drill access can be obtained, while allowing various veins to be investigated.

The Company is using two diamond drill rigs to complete the drilling program. The first, a man portable rig suitable for work on small platforms and a second drill rig designed for underground work that can drill at various azimuths and lower dips. This drilling will be conducted from surface.

The current drill plan comprises an initial 100 drill holes, located on 13 platforms for a total of 14,000 metres. This design, once complete, would encapsulate around 50% of the foreign mineral resource area. However, it is envisaged that only 7,000m will be achieved during the current drilling season, which is closer to 30-40% of the foreign mineral resource area (Figure 1 and 2).

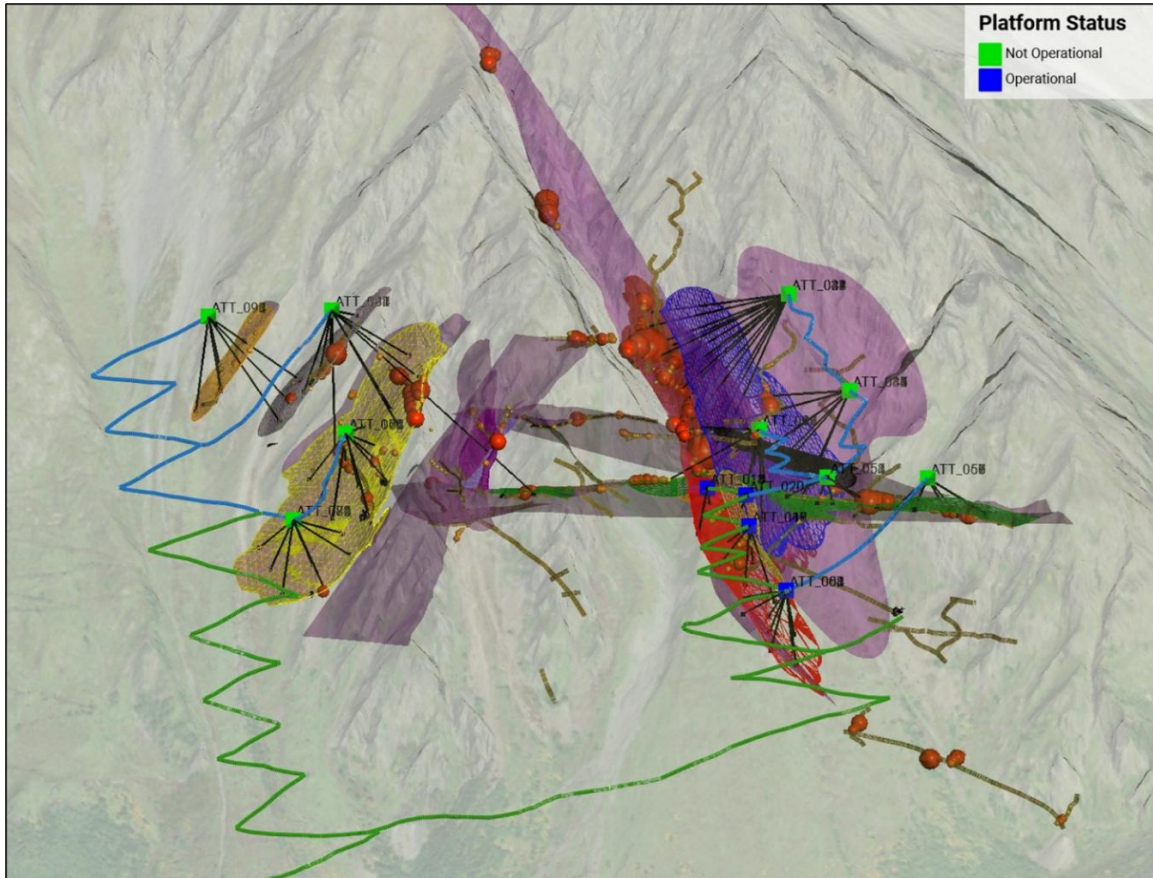


Figure 1 Location of the proposed drilling platforms and drill hole traces for the initial drill program showing access track network (green – exist, blue – construction required); and vein coverage for the designed 14,000m program (100 holes). Red and Orange bubbles represent high-grade (>5% Sb) adit samples.

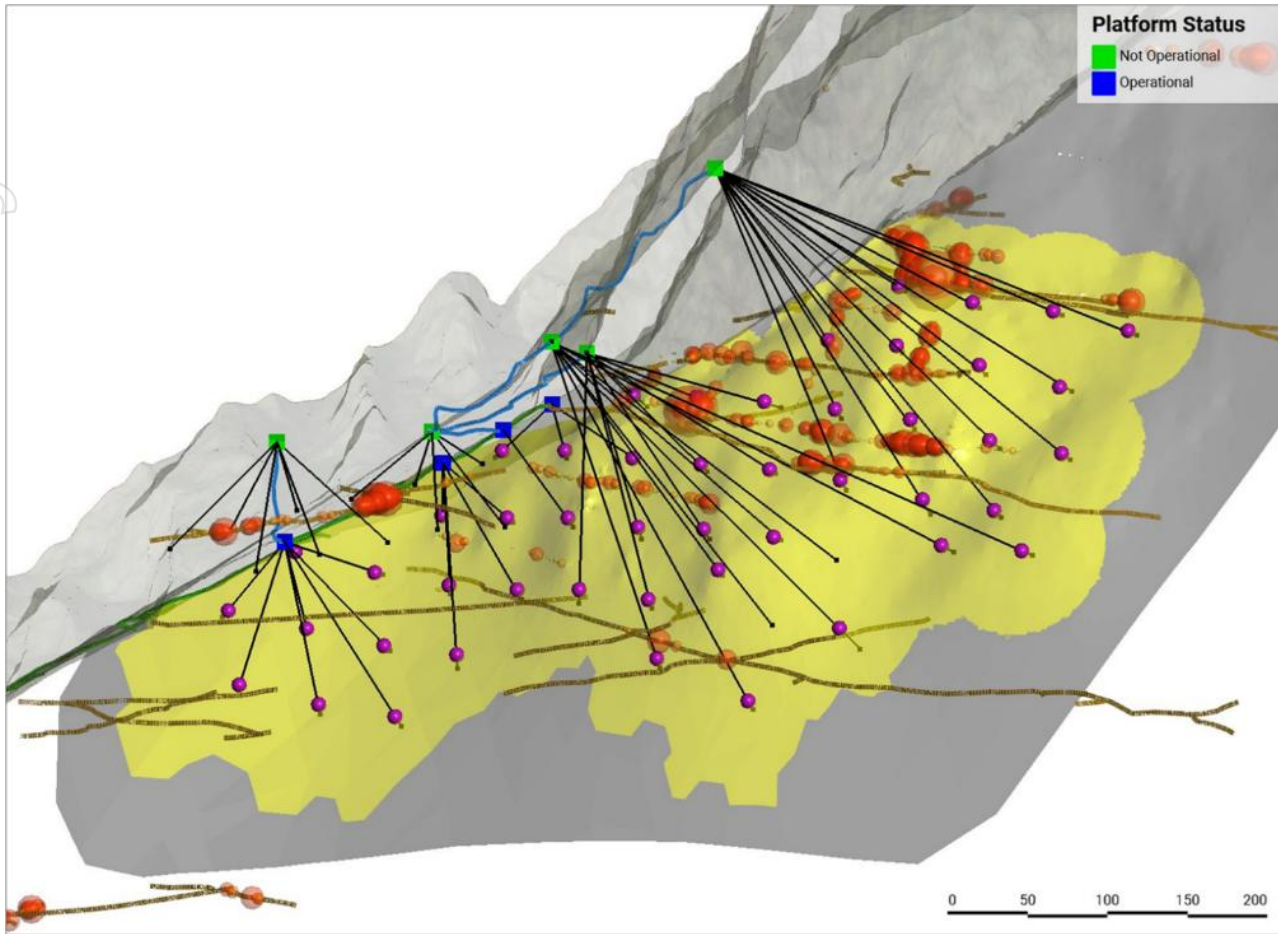


Figure 2 Vein 2 Longitudinal section looking to the South South-East, showing planned drill traces and proposed area of coverage. Red and Orange bubbles represent high-grade (>5% Sb) adit samples. The larger the bubble the higher the grade.

In Adit Drilling

Krakatoa also intends to test various equipment to obtain core samples from within the historical exploration adits. The drilling will be undertaken by handheld and small portable coring systems which may be able to sample 5 metres into the rock. This work aims to intersect both the main quartz - antimony vein and the gold rich alteration halo of the footwall and hanging wall (Figure 3). If successful, this sampling will be done at regular intervals in all adits that can be accessed safely. Adit inspections and surveys will commence soon to determine the extent of this program.

Approximately 27km of exploration adits have exposed over 60 antimony and gold mineralised veins, of which only 16 have been investigated to delineate the foreign resource estimate.

Geophysics

Krakatoa intends to complete a high-resolution drone magnetic survey over the Project area to assist with more effective subsurface drill targeting. The Company will also consider a sub-audio magnetics (SAM) survey, which could be highly beneficial in delineating structures and other geology that is detected by resistive anomalies in conductive terrains.

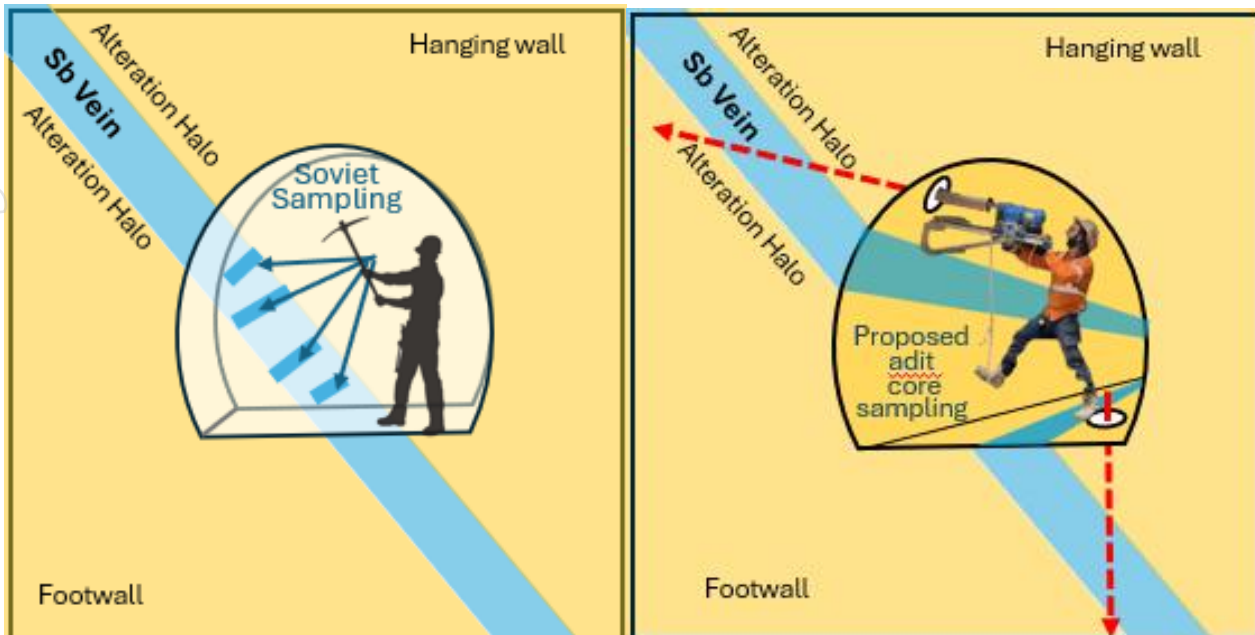


Figure 3 Schematic sketches of the adits, showing the original face sampling protocols undertaken during the Soviet sampling (Left) (3-4 samples per 1m advancement) and the proposed core sampling options the Company will be considering (Right).

About Georgia

Georgia is an investor-friendly nation strategically positioned as a trade gateway between Europe and Asia. With a population of 3.7 million, the country has achieved remarkable economic milestones.

In 2023, Georgia's GDP stood at US\$30.5 billion, with a GDP per capita of US\$8,210. The country demonstrated an average annual real GDP growth of 5.2% from 2012 to 2023, with a robust 7.5% growth rate in 2023 despite global economic challenges.

Georgia's commitment to economic openness is reflected in its position as:

- **#7** globally for ease of doing business and protecting minority investors
- **#2** globally in starting a business
- **#12** globally in enforcing contracts
- **#1** globally in budget transparency³

Georgia provides duty-free access to a market of approximately 2.8 billion people through its network of free trade agreements (**FTAs**) and preferential trade regimes.

Key agreements include:

- The Deep and Comprehensive Free Trade Agreement (DCFTA) with the EU.
- FTAs with China, Turkey, CIS countries, EFTA nations, and Hong Kong.
- GSP agreements with the USA, Canada, and Japan.
- Negotiations for FTAs with India and Israel are also underway.

With a simple and service-oriented customs policy, about 80% of goods imported into Georgia are exempt from tariffs, supporting its role as a regional trade hub.

³ <https://archive.doingbusiness.org/en/data/exploreconomies/georgia>

MT CLERE PROJECT

During the quarter, Krakatoa commenced and subsequently completed (outside the quarter) a 2-hole, 1,000m diamond drilling program at the Stone Tank Prospect, located within the Company's 100%-owned Mt Clere Project in Western Australia. Mt Clere is located on the north-western margins of the Yilgarn Craton.

The drill program comprised of two 500m holes designed to test the previously identified intense gravity anomalies at Jagger and Richards (Figure 4).

The Jagger and Richards gravity targets (Figure 5 and 6) are believed to broadly define the lateral extent of a possible carbonatite intrusive system. Both targets are interpreted as shallow potential intrusive bodies or alteration signatures associated with an intrusive system, such as carbonatite hosted critical mineral alkaline systems.

The drilling program at Stone Tank is partially funded through the \$220,000 grant Krakatoa received from the Western Australian Government as part of the state's Exploration Incentive Scheme (EIS)⁴.



Photograph: Drilling at the Jagger Target (taken 3rd July 2025)

⁴ See ASX Announcement 22 October 2024. "Successful EIS Funding for Stone Tank Nb-REE Prospect"

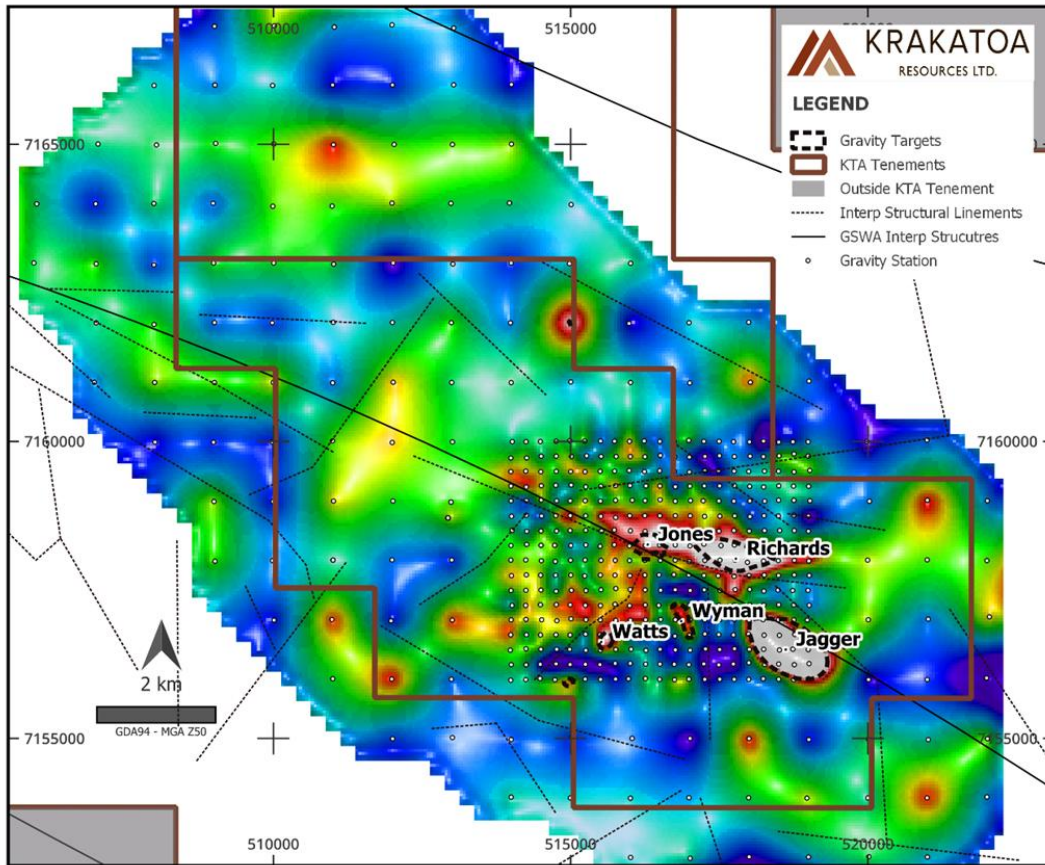


Figure 4: Gravity survey showing Stone Tank prospect - high amplitude gravity targets and structural environment.

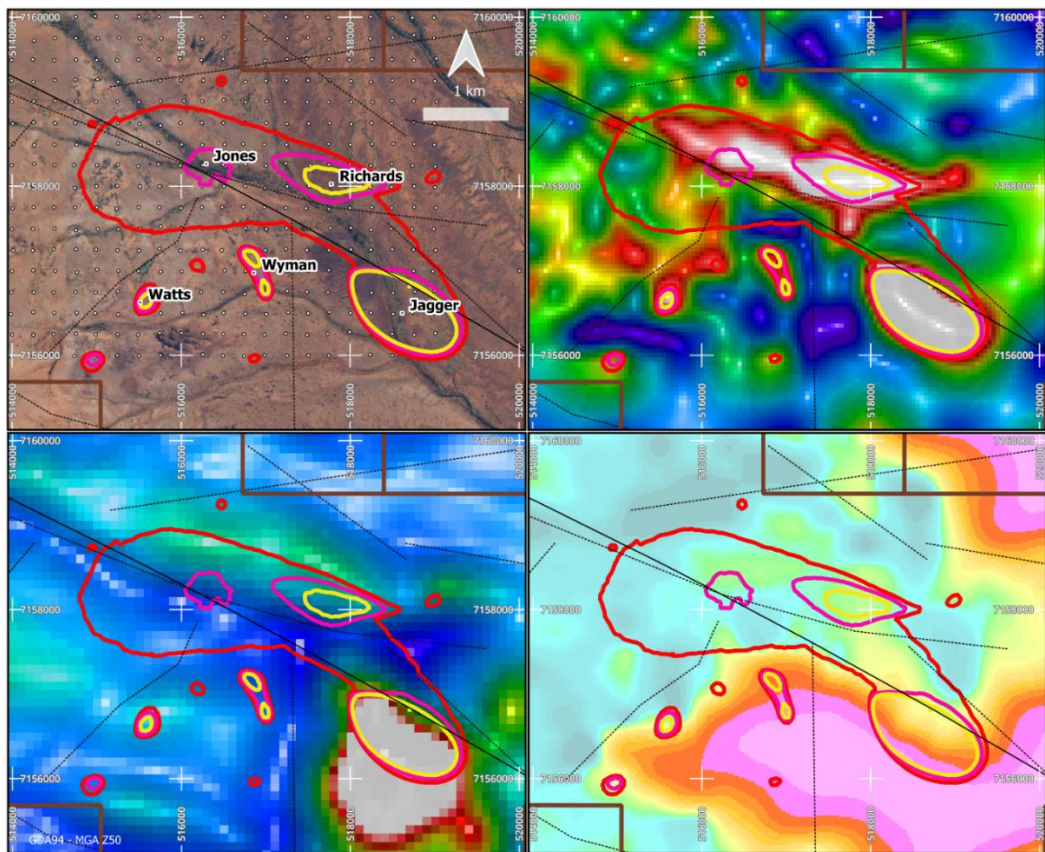


Figure 5: Modelled gravity body silhouettes (Yellow 200, Pink 180, Red 160) over various images; Top Left – Gravity station on satellite image; Top Right – Total Bouguer Gravity image; Bottom Left - RTP magnetic image; Bottom Right – AEM time channel 30Z.

For personal use only

For personal use only

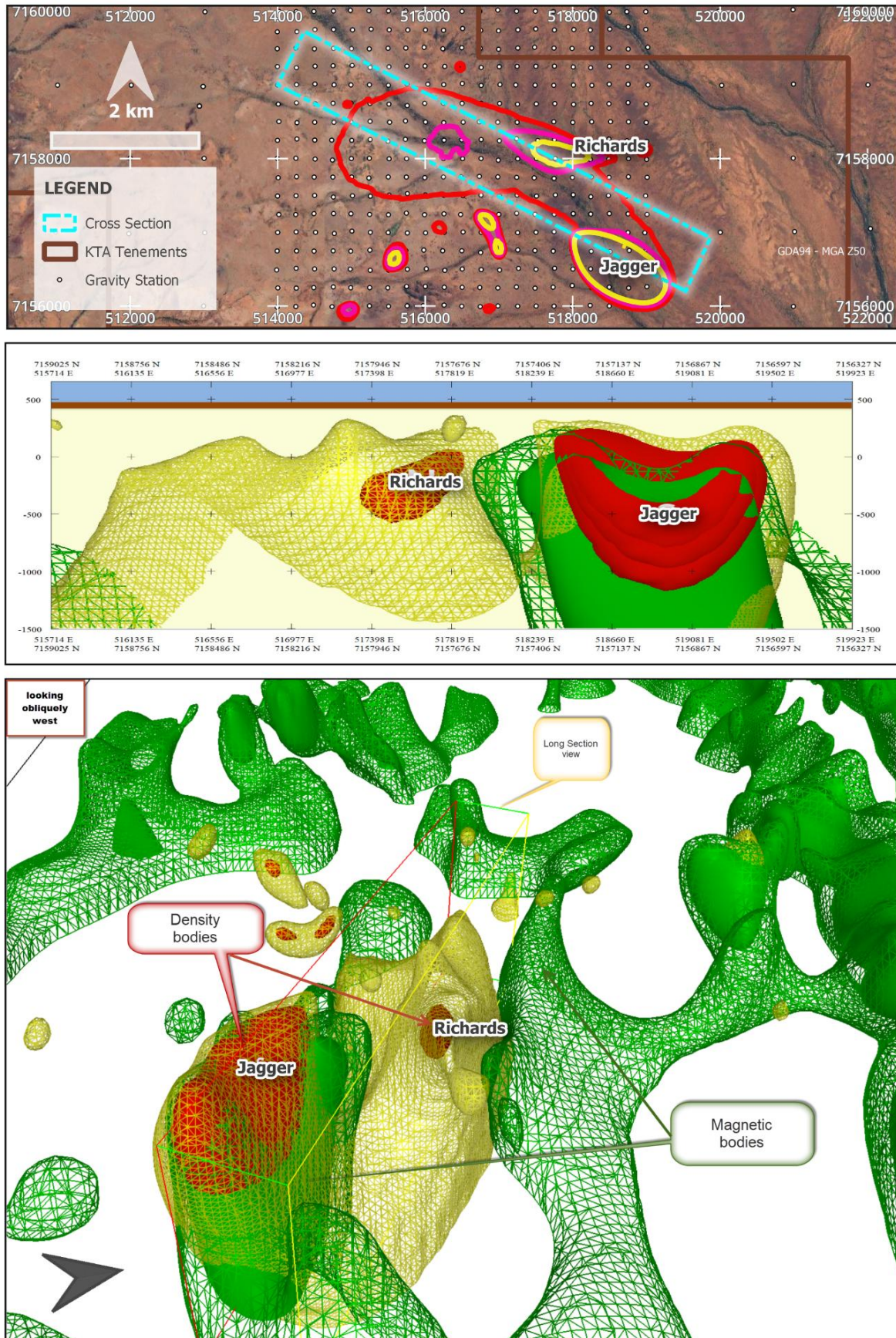


Figure 6: Top – Plan View, Middle – Cross section, Bottom – 3D Gravity and Magnetic Inversion Model. Schematics of the modelled gravity anomalies (total bouguer 2.67g/cc iso-surfaces, red>0.25g/cc, orange=0.13g/cc) combined with VRMI iso-surfaces (green mesh 0.1SI, green solid 0.2SI units).



RAND PROJECT

No exploration work was conducted on the project during the last quarter.



BELGRAVIA CU-AU PORPHYRY PROJECT

No work was conducted on the Project during the last quarter.



TURON GOLD PROJECT

No work was conducted on the Project during the last quarter.



KING TAMBA PROJECT

No work was conducted on the Project during the last quarter.



CORPORATE

Placement Completed for Zopkhito Drill Program

Krakatoa announced it had received firm commitments to raise \$1,302,000 (before costs) via a placement of 124,000,000 ordinary shares at an issue price of \$0.0105 (1.05c) per share.

In addition, and subject to shareholder approval, the Company will issue 1 attaching unquoted option for every 2 Placement Shares with an exercise price of 2c and an expiry date of 30 September 2026.

The funds raised will be used for:

- The maiden diamond drilling campaign at the Zopkhito Project;
- Additional in adit drilling with the objective of intersecting the high-grade antimony veins and gold rich alteration halo in the foot and hanging walls;
- Geophysical surveys to assist with detecting extensions of the current foreign resource estimate;
- Corporate, administration and offer costs.

Following completion of the placement, Krakatoa announced it had received firm commitments to raise an additional \$357,000 (before costs) via a placement (Top-Up Placement) of 34,000,000 ordinary shares at an issue price of \$0.0105 (1.05c) per share. The Top-Up Placement is in addition to and on the same terms as the placement previously announced, bringing the total raised to \$1,659,000.

Gold Coast Gold Conference

Krakatoa CEO Mark Major presented at the Gold Coast Gold Conference in April. The Company released an updated presentation focused on the Zopkhito Antimony-Gold Project for the conference. A copy of this presentation can be viewed on the Company's website [here](#).

Investor Presentation

In June, Krakatoa released an updated Investor Presentation which can be viewed on the Company's [website](#).

As at the end of the quarter the Company has \$1.55M cash on hand.

The company holds a \$109K drilling credit with Topdrill which can be used on further drilling exploration.

Exploration

ASX Listing Rule 5.3.1: Exploration and Evaluation Expenditure during the Quarter was \$793k. Exploration during the Quarter largely comprised of reconnaissance exploration, mapping, geochemical sampling, heritage and land access negotiations, target generation and preparation for future exploration programs - full details of activity during the Quarter are set out above.

ASX Listing Rule 5.3.2: There were no mining production and development activities during the Quarter.

Tenements held by the company, at the end of the quarter are presented in Appendix 1.

Related Party Payments

Pursuant to item 6 in the Company's Appendix 5B – Quarterly Cashflow Report for the Quarter ended 30 June 2025, the Company made payments of \$72k to related parties which relate to existing remuneration arrangements (director fees and superannuation).

Authorised for release by the Board.

Yours faithfully,



Colin Locke
Executive Chairman

Disclaimer

Forward-looking statements are statements that are not historical facts. Words such as "expect(s)", "feel(s)", "believe(s)", "will", "may", "anticipate(s)" and similar expressions are intended to identify forward-looking statements. These statements include, but are not limited to statements regarding future production, resources or reserves and exploration results. All of such statements are subject to certain risks and uncertainties, many of which are difficult to predict and generally beyond the control of the Company, that could cause actual results to differ materially from those expressed in, or implied or projected by, the forward-looking information and statements. These risks and uncertainties include, but are not limited to: (i) those relating to the interpretation of drill results, the geology, grade and continuity of mineral deposits and conclusions of economic evaluations, (ii) risks relating to possible variations in reserves, grade, planned mining dilution and ore loss, or recovery rates and changes in project parameters as plans continue to be refined, (iii) the potential for delays in exploration or development activities or the completion of feasibility studies, (iv) risks related to commodity price and foreign exchange rate fluctuations, (v) risks related to failure to obtain adequate financing on a timely basis and on acceptable terms or delays in obtaining governmental approvals or in the completion of development or construction activities, and (vi) other risks and uncertainties related to the Company's prospects, properties and business strategy. Our audience is cautioned not to place undue reliance on these forward-looking statements that speak only as of the date hereof, and we do not undertake any obligation to revise and disseminate forward-looking statements to reflect events or circumstances after the date hereof, or to reflect the occurrence of or non-occurrence of any events.

Competent Person's Statement

The information in this announcement is based on, and fairly represents information compiled by Mark Major, Krakatoa Resources CEO, who is a Member of the Australasian Institute of Mining and Metallurgy and a full-time employee of Krakatoa Resources. Mr Major has sufficient experience relevant to the style of mineralisation and type of deposit under consideration, and to the activity which he has undertaken, to qualify as a Competent Person as defined in the 2012 Edition of the Joint Ore Reserves Committee (JORC) Australasian Code for Reporting of Exploration Results, Mineral Resources and Ore Reserves. Mr Major consents to the inclusion in this announcement of the matters based on this information in the form and context in which it appears.

ASX Announcement released during the Quarter and Post Quarter

Date	Headline
16 July 2025	Drilling imminent at Zopkhito Project
4 July 2025	Drilling Underway at Nb-REE Stone Tank Target, Mt Clere
30 June 2025	Top-Up Placement
18 June 2025	Investor Presentation
18 June 2025	KTA Completes Placement for Zopkhito Sb-Au Drill Program
10 June 2025	Preparation for Drilling Underway - Zopkhito Sb-Au Project
15 April 2025	Investor Presentation - Gold Coast Gold Conference

For personal use only

Appendix 1 - Details of Tenements Held at 30 June 2025

Project	Tenement Licence	Interest held at at 31 March 2025	Interest acquired/ disposed	Interest held at 30 June 2025
Belgravia	EL8153	100%	-	100%
Turon	EL8942	100%	-	100%
Rand	EL9000	100%	-	100%
Rand	EL9276	100%	-	100%
Rand	EL9277	100%	-	100%
Rand	EL9366	100%	-	100%
Mt Clere	E09/2357	100%	-	100%
Mt Clere	E52/3730	100%	-	100%
Mt Clere	E52/3731	100%	-	100%
Mt Clere	E52/3836	100%	-	100%
Mt Clere	E52/3873	100%	-	100%
Mt Clere	E52/3876	100%	-	100%
Mt Clere	E52/3877	100%	-	100%
Mt Clere	E51/1994	100%	-	100%
Mt Clere	E52/3938	100%	-	100%
Mt Clere	E52/3962	100%	-	100%
Mt Clere	E52/3972	100%	-	100%
Mt Clere	E52/4448	+	-	+
Mac Well	E59/2175	100%	-	100%
King Tamba	P59/2082	100%	-	100%
King Tamba	P59/2140	100%	-	100%
King Tamba	P59/2141	100%	-	100%
King Tamba	P59/2142	100%	-	100%
King Tamba	E59/2389	100%	-	100%
King Tamba	E59/2503	+	-	+
King Tamba	E59/2925	+	-	+

+ Tenement applications subject to grant

Appendix 5B

Mining exploration entity or oil and gas exploration entity quarterly cash flow report

Name of entity

KRAKATOA RESOURCES LIMITED

ABN

39 155 231 575

Quarter ended ("current quarter")

30 June 2025

Consolidated statement of cash flows	Current quarter \$A'000	Year to date (12 months) \$A'000
1. Cash flows from operating activities		
1.1 Receipts from customers		
1.2 Payments for		
(a) exploration & evaluation	(793)	(1,561)
(b) development		
(c) production		
(d) staff costs		
(e) administration and corporate costs	(385)	(867)
1.3 Dividends received (see note 3)		
1.4 Interest received	-	-
1.5 Interest and other costs of finance paid		
1.6 Income taxes paid		
1.7 Government grants and tax incentives	-	-
1.8 Other (provide details if material)	15	46
1.9 Net cash from / (used in) operating activities	(1,163)	(2,382)

2. Cash flows from investing activities		
2.1 Payments to acquire or for:		
(a) entities		
(b) tenements		
(c) property, plant and equipment	-	-
(d) exploration & evaluation		
(e) investments		
(f) other non-current assets		

Mining exploration entity or oil and gas exploration entity quarterly cash flow report

Consolidated statement of cash flows		Current quarter \$A'000	Year to date (12 months) \$A'000
2.2	Proceeds from the disposal of:		
	(a) entities		
	(b) tenements		
	(c) property, plant and equipment		
	(d) investments		
	(e) other non-current assets		
2.3	Cash flows from loans to other entities		
2.4	Dividends received (see note 3)		
2.5	Other (provide details if material)		
2.6	Net cash from / (used in) investing activities	-	-
3.	Cash flows from financing activities		
3.1	Proceeds from issues of equity securities (excluding convertible debt securities)	1,428	2,708
3.2	Proceeds from issue of convertible debt securities		
3.3	Proceeds from exercise of options	-	-
3.4	Transaction costs related to issues of equity securities or convertible debt securities	(14)	(95)
3.5	Proceeds from borrowings		
3.6	Repayment of borrowings		
3.7	Transaction costs related to loans and borrowings		
3.8	Dividends paid		
3.9	Other (provide details if material)		
3.10	Net cash from / (used in) financing activities	1,414	2,613
4.	Net increase / (decrease) in cash and cash equivalents for the period		
4.1	Cash and cash equivalents at beginning of period	1,294	1,314
4.2	Net cash from / (used in) operating activities (item 1.9 above)	(1,163)	(2,382)
4.3	Net cash from / (used in) investing activities (item 2.6 above)	-	-
4.4	Net cash from / (used in) financing activities (item 3.10 above)	1,414	2,613

Mining exploration entity or oil and gas exploration entity quarterly cash flow report

Consolidated statement of cash flows		Current quarter \$A'000	Year to date (12 months) \$A'000
4.5	Effect of movement in exchange rates on cash held	-	-
4.6	Cash and cash equivalents at end of period	1,545	1,545

5.	Reconciliation of cash and cash equivalents at the end of the quarter (as shown in the consolidated statement of cash flows) to the related items in the accounts	Current quarter \$A'000	Previous quarter \$A'000
5.1	Bank balances	1,530	1,279
5.2	Call deposits	15	15
5.3	Bank overdrafts	-	-
5.4	Other (provide details)	-	-
5.5	Cash and cash equivalents at end of quarter (should equal item 4.6 above)	1,545	1,294

6.	Payments to related parties of the entity and their associates	Current quarter \$A'000
6.1	Aggregate amount of payments to related parties and their associates included in item 1	72
6.2	Aggregate amount of payments to related parties and their associates included in item 2	

Note: if any amounts are shown in items 6.1 or 6.2, your quarterly activity report must include a description of, and an explanation for, such payments.

7.	Financing facilities <i>Note: the term "facility" includes all forms of financing arrangements available to the entity. Add notes as necessary for an understanding of the sources of finance available to the entity.</i>	Total facility amount at quarter end \$A'000	Amount drawn at quarter end \$A'000
7.1	Loan facilities		
7.2	Credit standby arrangements		
7.3	Other (please specify)		
7.4	Total financing facilities		
7.5	Unused financing facilities available at quarter end		
7.6	Include in the box below a description of each facility above, including the lender, interest rate, maturity date and whether it is secured or unsecured. If any additional financing facilities have been entered into or are proposed to be entered into after quarter end, include a note providing details of those facilities as well.		

Mining exploration entity or oil and gas exploration entity quarterly cash flow report

8. Estimated cash available for future operating activities	\$A'000
8.1 Net cash from / (used in) operating activities (item 1.9)	(1,163)
8.2 (Payments for exploration & evaluation classified as investing activities) (item 2.1(d))	-
8.3 Total relevant outgoings (item 8.1 + item 8.2)	(1,163)
8.4 Cash and cash equivalents at quarter end (item 4.6)	1,545
8.5 Unused finance facilities available at quarter end (item 7.5)	-
8.6 Total available funding (item 8.4 + item 8.5)	1,545
8.7 Estimated quarters of funding available (item 8.6 divided by item 8.3)	1.33
<i>Note: if the entity has reported positive relevant outgoings (ie a net cash inflow) in item 8.3, answer item 8.7 as "N/A". Otherwise, a figure for the estimated quarters of funding available must be included in item 8.7.</i>	
8.8 If item 8.7 is less than 2 quarters, please provide answers to the following questions:	
8.8.1 Does the entity expect that it will continue to have the current level of net operating cash flows for the time being and, if not, why not?	
Answer: Yes, throughout the next quarter the Company will focus on exploration at its Zopkhito Antimony-Gold Project	
8.8.2 Has the entity taken any steps, or does it propose to take any steps, to raise further cash to fund its operations and, if so, what are those steps and how likely does it believe that they will be successful?	
Answer: Yes, the Company will be required to raise further cash to fund its operations. The Company has always been well supported in its capital raising initiatives and believes it would be successful in raising sufficient funds to continue with the planned level of operations.	
8.8.3 Does the entity expect to be able to continue its operations and to meet its business objectives and, if so, on what basis?	
Answer: Yes, for the reason noted in 8.8.2 above	
<i>Note: where item 8.7 is less than 2 quarters, all of questions 8.8.1, 8.8.2 and 8.8.3 above must be answered.</i>	

Compliance statement

- 1 This statement has been prepared in accordance with accounting standards and policies which comply with Listing Rule 19.11A.
- 2 This statement gives a true and fair view of the matters disclosed.

Date: **30 July 2025**

Authorised by: **By the Board**
 (Name of body or officer authorising release – see note 4)

For personal use only

Notes

1. This quarterly cash flow report and the accompanying activity report provide a basis for informing the market about the entity's activities for the past quarter, how they have been financed and the effect this has had on its cash position. An entity that wishes to disclose additional information over and above the minimum required under the Listing Rules is encouraged to do so.
2. If this quarterly cash flow report has been prepared in accordance with Australian Accounting Standards, the definitions in, and provisions of, *AASB 6: Exploration for and Evaluation of Mineral Resources* and *AASB 107: Statement of Cash Flows* apply to this report. If this quarterly cash flow report has been prepared in accordance with other accounting standards agreed by ASX pursuant to Listing Rule 19.11A, the corresponding equivalent standards apply to this report.
3. Dividends received may be classified either as cash flows from operating activities or cash flows from investing activities, depending on the accounting policy of the entity.
4. If this report has been authorised for release to the market by your board of directors, you can insert here: "By the board". If it has been authorised for release to the market by a committee of your board of directors, you can insert here: "By the [name of board committee – eg Audit and Risk Committee]". If it has been authorised for release to the market by a disclosure committee, you can insert here: "By the Disclosure Committee".
5. If this report has been authorised for release to the market by your board of directors and you wish to hold yourself out as complying with recommendation 4.2 of the ASX Corporate Governance Council's *Corporate Governance Principles and Recommendations*, the board should have received a declaration from its CEO and CFO that, in their opinion, the financial records of the entity have been properly maintained, that this report complies with the appropriate accounting standards and gives a true and fair view of the cash flows of the entity, and that their opinion has been formed on the basis of a sound system of risk management and internal control which is operating effectively.