

Grow production.
Build scale.
Return capital.

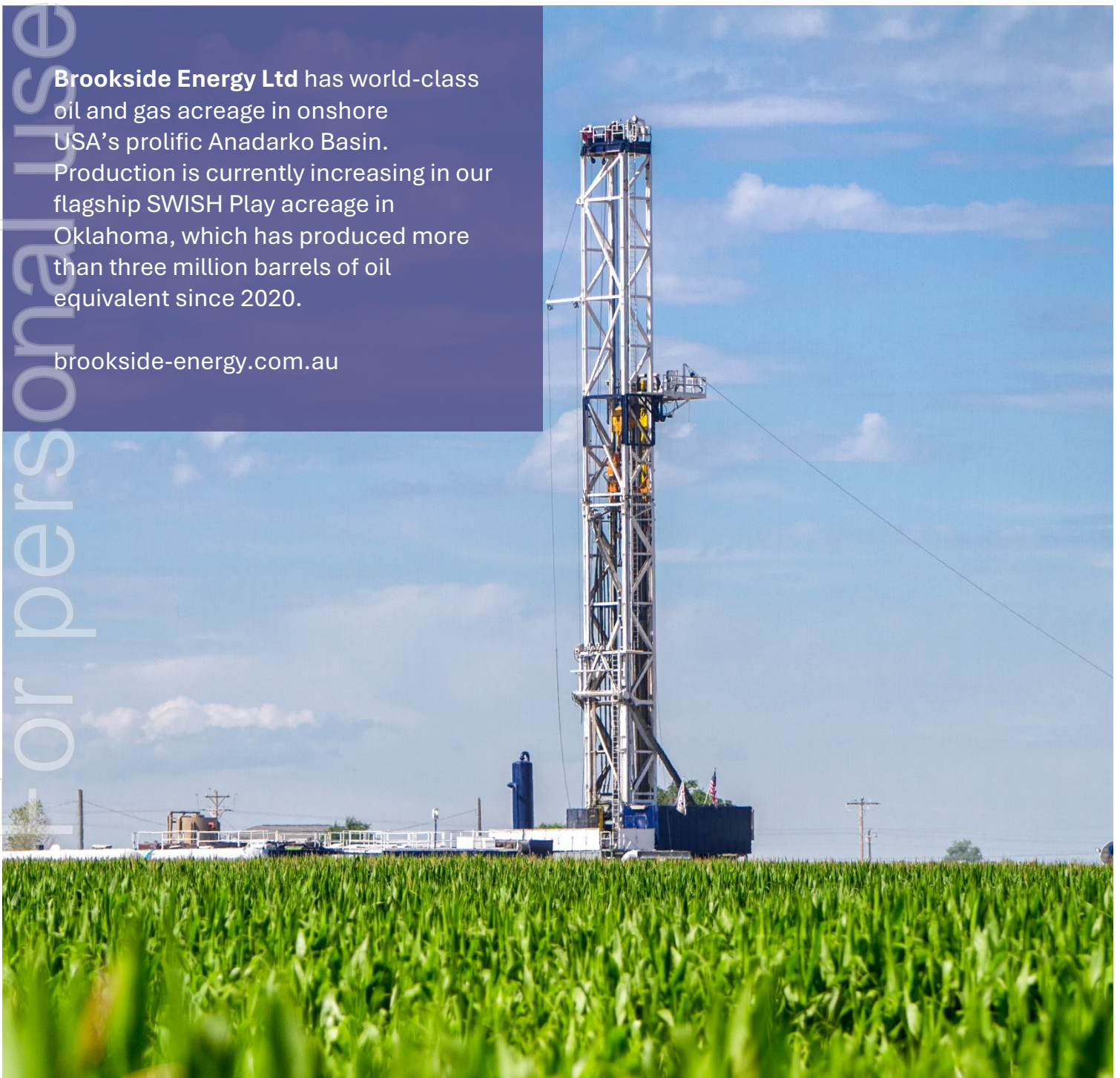
Brookside Energy Ltd
ACN 108 787 720
Level 3, 88 William Street
Perth Western Australia 6000
Australia

ASX: **BRK** | OTC Pink: RDFEF

ASX Release 30 July 2025

Brookside Energy Ltd has world-class oil and gas acreage in onshore USA's prolific Anadarko Basin. Production is currently increasing in our flagship SWISH Play acreage in Oklahoma, which has produced more than three million barrels of oil equivalent since 2020.

brookside-energy.com.au



Quarterly Highlights

Bruins Well Commences Production

The Company's ninth operated well in the SWISH Play, Bruins well, commenced sales in late May after being drilled, completed, and tied within 14 weeks from spud. Early-time production is tracking strongly, with estimated net revenues of US\$2.8 million in year one.

Gapstow Wells Deliver Strong Early Returns

Brookside's non-operated interest (cumulative ~16% NRI) in the eight Gapstow wells delivered a full quarter of production. Performance confirms expectations of economic returns and validates the Company's broader SWISH acreage thesis.

Strategic Sub-Play Exposure Building

Brookside continues to monitor activity in emerging SWISH sub-plays including the Simpson Group and Caney Shale, positioning the Company to capture future development optionality across its expanded acreage footprint.

Disciplined Growth Strategy in a Lower Oil Price Environment

While continuing to expand its drilling inventory and pursue future growth opportunities, the Company remains committed to capital discipline. In response to moderating oil prices, Brookside is adopting a balanced strategy, focusing on near-term cash generation, operational efficiency, and disciplined development pacing, while seeking to maximise shareholder returns.

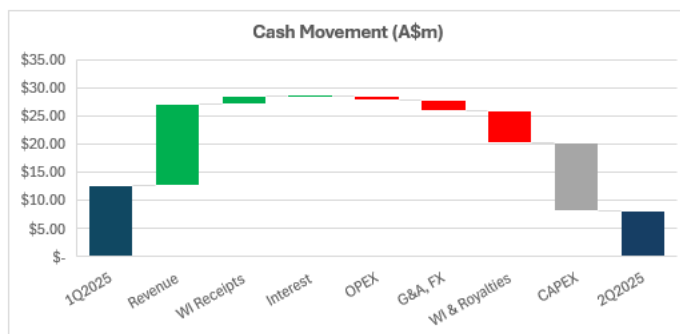
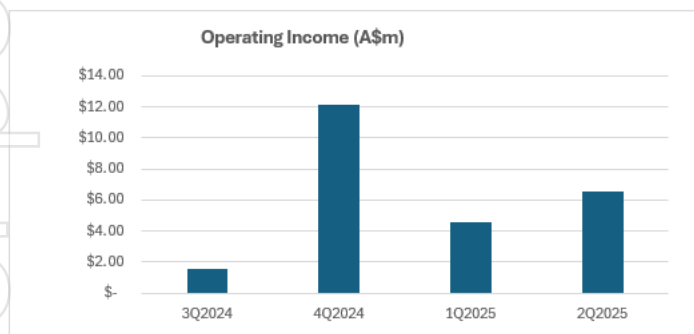
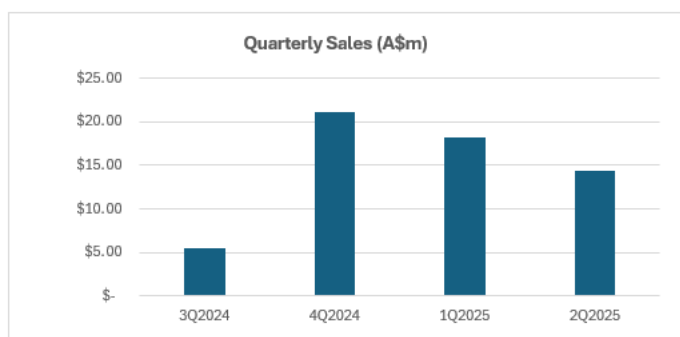
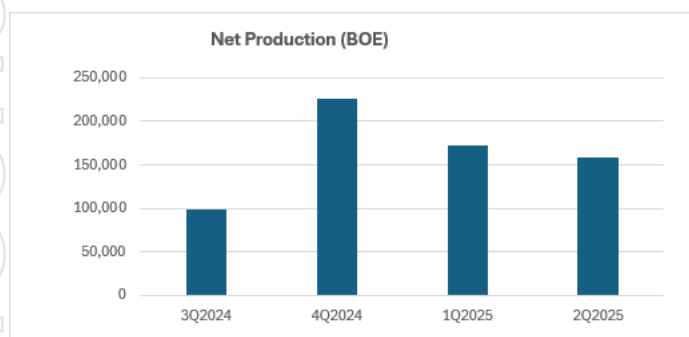
Cash Receipts and Operating Cash Flow

Brookside delivered strong cash receipts of A\$14.4 million for the quarter, generating net operating cash flow of A\$6.5 million and closing with a robust cash balance of A\$8.3 million. Additional revenue from the non-operated Gapstow wells is expected to further enhance near-term cash flows. Strategic investment of A\$12.1 million was directed toward high-impact development activities in the SWISH Play (Bruins Well predominantly), partially offset by A\$1.4 million in contributions from Working Interest partners, reflecting continued alignment and support across the asset base. The Company also announced, during the quarter, its intention to undertake an on-market share buy-back of up to 4.8 million fully paid ordinary shares, representing approximately 5% of the Company's issued capital.



Performance Snapshot

	2Q2025	1Q2025
Group Net Production for the quarter ¹	158,792 (56% Liquids)	172,762 BOE (56% liquids)
Group Net Production (daily average) ²	1,847 BOE	1,920 BOE
Gross Operated Production for the quarter	249,871 (63% Liquids)	273,838 BOE (63% liquids)
Quarterly Sales ³	\$14,420,000	A\$18,141,000
Opening Cash	A\$12,681,000	A\$11,348,000
Operating Income	A\$6,538,000	A\$4,554,000
CAPEX, investment, other expenses ⁴	(A\$10,577,000)	(A\$3,087,000)
Exchange Rate Movement	(A\$371,000)	(A\$134,000)
Cash at end of quarter ⁵	A\$8,271,000	A\$12,681,000



¹ Net production figures are volumes attributable to the Company's Working Interest and are net of royalties

² Net production (daily average) figures are volumes based on well producing days

³ Reported on a cash basis

⁴ Net of payments from Working Interest partners

⁵ Cash as at 30 June 2025 (1st column), Cash as at 31 March 2025 (2nd column)

Operations Review

Quarterly Overview

Brookside Energy continued to execute its focused, capital-disciplined strategy during the June 2025 quarter, with key operational progress across its operated and non-operated interests in the SWISH Area of Interest (AOI) in the southern SCOOP Play. A major milestone was the commencement of production from the Bruins well, Brookside's ninth operated well, which was drilled, completed, and tied-in within a 14-week period, reflecting the repeatability of the company's low-cost development model. Initial sales began in late May, with solid early performance underpinning the Company's free cash flow trajectory. During the quarter, Brookside also secured its fifth operated Drilling Spacing Unit (DSU), contiguous with its existing Jewell and Bruins DSUs. This addition increased the Company's SWISH, operated inventory by approximately 26% and further consolidates its strategic position in the play. Also during the quarter, the Company completed an asset swap, divesting ~54 acres in the Kevin FIU Unit (excluding the Kevin FIU wellbore) in the STACK Play, in exchange for ~32 acres of Sycamore formation rights in the Sabres/Whalers Unit in the SWISH Play. To balance the difference in net acreage, the Company also received a cash consideration of ~US\$82,000.

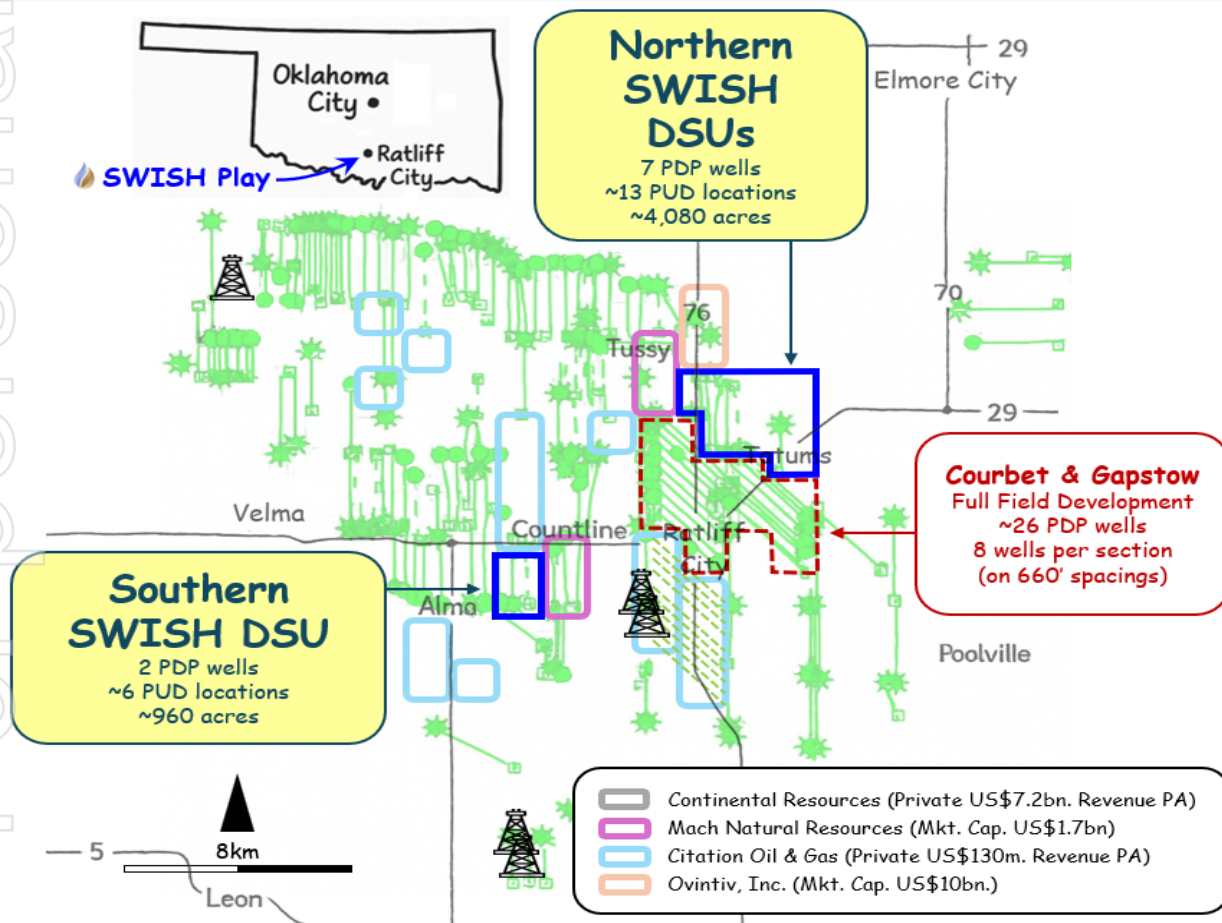


Figure 1. Brookside Energy project locations in the Anadarko Basin

Operated Activity – Bruins Well

During the June quarter, Brookside successfully brought its ninth operated well, the Bruins well, online. The well was drilled, completed, and tied into sales infrastructure in approximately 14 weeks from spud, demonstrating continued operational efficiency and execution under Brookside's capital-disciplined development model.

The Bruins Well was drilled to target the Woodford Shale and completed using the latest multi-stage stimulation design currently being deployed by tier-one operators in the area. Completion operations concluded in early May, with flowback initiated shortly thereafter and first sales recorded in late May.

Early performance is tracking well, with the Bruins well producing into sales for the full month of June. Post-quarter end, the Company reaffirmed its expectation that the well will deliver strong near-term cash flows. At recent pricing, gross revenues are forecast to exceed US\$6.2M over the first 12 months of production. The Company estimates net revenues (after royalties, taxes, and OPEX) of approximately US\$2.8M over the same period, with 63% of that realised in the first 6 months.

Located within one of five Brookside-operated Drilling Spacing Units (DSUs) in the SWISH Play, the Bruins Well, the first horizontal well drilled in this unit, has now entered its early production phase. Initial results are in line with expectations for a Woodford well in this DSU, which has a history of strong vertical production from the overlying Sycamore formation. These results support Brookside's strategy of delivering resilient, high-margin production in a lower commodity price environment.

Key Highlights:

- Ninth operated SWISH Play horizontal well now in early production phase
- Drilled and completed ahead of schedule and under budget
- Produced ~36,900 BOE (~71% liquids) to date, generating ~US\$1.25 million in gross revenue, with ~12% of stimulation fluid recovered
- Peak rate (IP24) of ~1,040 BOE per day; IP30 of ~750 BOE per day
- Conservative lifting regime implemented to flatten initial decline, reduce lease operating expenses during the flowback period, and maximise recovery



Figure 2. Bruins Well – Drilling Underway with Kenai Rig #19

Non-Operated Activity – Gapstow Wells

Brookside holds a non-operated working interest in eight of the Gapstow wells, operated by Continental Resources within the highly productive SWISH Area of Interest (AOI).

Following initial production in late March, the June quarter represented the first full period of contribution from these non-operated wells. Early-time production performance has been encouraging and remains aligned with pre-drill expectations, reinforcing Brookside's confidence in reservoir quality and the broader development model across this section of the SWISH Play.

Brookside holds a combined non-operated net revenue interest (NRI) of approximately 16%, with volumes and associated cash flow materially enhancing the Group's financial performance during the period. These results further validate the productivity of the SWISH Play and support Brookside's strategic approach of combining operated activity with exposure to high-margin, capital-efficient non-operated development.⁶

⁶ ASX 15 April 2025: *Compelling Sustained Production Results from Gapstow Wells*



Figure 3. One of the Gapstow FFD surface locations in Carter County, Oklahoma.

SWISH Play Operated Wells

The Company's SWISH Play-operated wells continued to perform in line with expectations during the quarter, with cumulative production from the nine operated wells reaching 2.99 million BOE. Notably, liquids yields, an essential driver of free cash flow generation, remain within forecasted levels.

Well	Production Date	Oil (BBL)	Gas (Mcf)	NGL (BBL)	BOE	Payout
Jewell	31/08/2021	223,204	1,908,200	194,285	735,522	6-months
Rangers	30/04/2022	248,621	983,663	157,583	570,148	7-months
Flames	31/07/2022	161,901	736,096	88,226	372,809	Est. 36-months ¹
Wolfpack	28/02/2023	333,380	1,106,378	178,546	696,322	13-months
FMDP	14/09/2024	313,278	966,461	122,656	597,011	Est. 36-months
Bruins	29/05/2025	9,230	34,256	4,000	18,939	Est. 36-months
Total		1,289,614	5,735,054	745,296	2,990,752	

1. Estimate adjusted for shut-in periods and pricing at US\$75/bbl and gas at US\$2.50/Mcf

Production and Cash Flow

The Company's gross operated production for the quarter averaged 2,905 BOE per day, with 1,847 BOE per day net to Brookside's Working Interest and after royalties. This included production from all of the Company's operated wells in the SWISH Play, as well as Brookside's non-operated interests in the Anadarko Basin (including the Gapstow Wells).

Production volumes from the operated portfolio were in line with forecasts. A summary of gross operated and net production volumes for the quarter is provided below (net volumes reflect the Company's Working Interest, post-royalty, and are presented on a three-stream basis, including oil, natural gas liquids, and gas, converted to BOE on an energy-equivalent basis):

	Total	Liquids
Gross Operated Volumes	249,871	63%
Group Net Volumes	158,792	56%

The Company's cash receipts during the quarter were A\$14.4 million from sales volumes of approximately 229,554 BOE, at a realised price per BOE of US\$36.77. Note that receipts from sales are reported on a cash basis, with the realised price per BOE inclusive of oil, NGLs, and natural gas revenue.

Quarterly cash expenses totalled A\$8.0 million, including approximately A\$0.6 million in production expenses and A\$5.9 million in payments to Working Interest participants and royalty holders (which included one-off adjustments for prior periods following finalisation of interests). Staff, administration, and corporate costs which were approximately A\$1.4 million on a quarter-on-quarter basis.

Cash flows for investing activities for the quarter amounted to A\$12.1 million, allocated primarily to the Bruins Well (operated) and non-operated development activities in the SWISH Play, plus additional expenses related to leasehold acquisitions, legal and title costs, and Joint Interest Billings (JIBs). This outflow was partially offset by A\$1.4 million in contributions from Working Interest partners.

While continuing to expand its drilling inventory and pursue future growth opportunities, the Company remains firmly committed to capital discipline. In response to moderating oil prices, Brookside is adopting a balanced strategy, focusing on near-term cash generation, operational efficiency, and disciplined development pacing, while seeking to maximise shareholder returns, consistent with the approach of leading U.S. companies in the sector. The Company also confirms that the amount disclosed in the Appendix 5B under Section 6, Payments to related parties of the entity and their associates, relates solely to payments made during the quarter of fees to members of the Board of Directors amounting to A\$0.15 million.

Hedging- during the quarter the Company continued a limited and conservative hedging program designed to insulate upcoming flush production volumes from the Bruins Well from the current volatile pricing environment. Natural gas volumes totalling approximately 60,000 MMBTU per month have been sold at a price of US\$4.25/MMBTU from March through October 2025. Additionally, oil volumes amounting to about 7,400 barrels per month have been sold at an average price of US\$64.18 per barrel from April through December 2025.

Corporate

Proposed U.S. Listing

The Company continued to advance preparations for its proposed listing on the NYSE American via an ADR program. The PCAOB audit of FY2022–2024 financials remains on track for completion by the end of August, with drafting of the Form F-1 registration statement now underway. Weekly coordination with U.S. advisors is ensuring steady progress across key workstreams, including legal and governance review, investor presentation enhancements, and population of the due diligence data room. Subject to audit completion and legal review, submission of the Form F-1 is targeted for September 2025. The Company remains broadly in line with its indicative timeline and will provide further updates as milestones are met.

Annual General Meeting

The Company's Annual General Meeting was held during the quarter, with all resolutions passed by shareholders. The Company notes that it received a "first strike" against its remuneration report at that meeting, and the Board has committed to complete a full review of the Company's policies in respect of executive remuneration and expand its engagement with all shareholders to ensure alignment on incentive outcomes and governance matters during the course of this financial year. The Company also published its AGM presentation, which provided an update on strategic and operational progress, and a reaffirmation of Brookside's disciplined capital management framework.

On-Market Share Buy-back

Following the end of the quarter, Brookside announced the commencement of its second on-market share buy-back program. The Company intends to repurchase up to 4.8 million fully paid ordinary shares, representing approximately 5% of its issued capital over the next 12 months. Importantly, the purpose of the buy-back is not to influence the share price, but to efficiently deploy allocated capital to acquire and cancel shares, thereby increasing the ownership stake of each remaining shareholder and enhancing long-term shareholder value.

Changes in Director's Interests

During and following the end of the quarter, the Company lodged Change of Director's Interest Notices disclosing recent share acquisitions by directors. Non-Executive Director, Mr. Christopher Robertson acquired 30,860 shares during the quarter and Managing Director and CEO, Mr. David Prentice, made multiple acquisitions post quarter-end, totaling 446,362 shares.

Composition of the Share Register

Trading volumes improved during the quarter, averaging approximately 98,600 shares traded per day, an increase of 17% quarter-on-quarter. While this represents a positive trend, daily volumes remain relatively low, and the team remains focused on initiatives to attract new investors and enhance overall market liquidity. The top 20 shareholders currently hold around 33% of the Company's issued capital. Interest from international investors continues to build, with overseas-based shareholders now accounting for more than 7% of the Company's issued capital. We thank our existing shareholders for their continued support and warmly welcome the new investors who joined during the quarter.

This announcement has been authorised for release by the Board of Directors of Brookside Energy Limited.

For further information contact:

Katherine Garvey
Company Secretary
Brookside Energy Limited
Tel: (+61 8) 6489 1600

Important Notices

Forward-Looking Statements and Other Disclaimers

This announcement may include forward-looking statements. Forward-looking statements are only predictions and are subject to risks, uncertainties, and assumptions, which are outside the control of Brookside Energy Limited (“Brookside Energy” or “the Company”). These risks, uncertainties and assumptions include commodity prices, currency fluctuations, economic and financial market conditions in various countries and regions, environmental risks and legislative, fiscal, or regulatory developments, political risks, project delay or advancement, approvals, and cost estimates. Actual values, results or events may be materially different to those expressed or implied in this announcement. Given these uncertainties, readers are cautioned not to place reliance on forward-looking statements. Any forward-looking statements in this announcement speak only at the date of issue of this announcement. Subject to any continuing obligations under applicable law and the ASX Listing Rules, Brookside Energy does not undertake any obligation to update or revise any information or any of the forward-looking statements in this announcement or any changes in events, conditions, or circumstances on which any such forward looking statement is based.

This announcement does not constitute investment advice. Neither this announcement nor the information contained in it constitutes an offer, invitation, solicitation, or recommendation in relation to the purchase or sale of shares in any jurisdiction. Shareholders should not rely on this announcement. This announcement does not consider any person's particular investment objectives, financial resources or other relevant circumstances and the opinions and recommendations in this announcement are not intended to represent recommendations of investments to persons. All securities transactions involve risks, which include (among others) the risk of adverse or unanticipated market, financial or political developments.

The information set out in this announcement does not purport to be all-inclusive or to contain all the information, which its recipients may require to make an informed assessment of Brookside Energy. You should conduct your own investigations and perform your own analysis to satisfy yourself as to the accuracy and completeness of the information, statements and opinions contained in this announcement.

To the fullest extent permitted by law, the Company does not make any representation or warranty, express or implied, as to the accuracy or completeness of any information, statements, opinions, estimates, forecasts, or other representations contained in this announcement. No responsibility for any errors or omissions from this announcement arising out of negligence or otherwise is accepted.

About Brookside Energy Limited

Brookside is an Australian public company listed on the Australian (ASX: BRK), and USA (OTC Pink: RDFEF) stock exchanges. The Company was founded in 2015, to focus on the mid-continent region of the US, where our deep and valued relationships enable us to work with local communities to ensure sustainable growth and value creation through the safe and efficient development of energy assets. Focused on exploitation not exploration, the Company generates shareholder value through a disciplined portfolio approach to the acquisition and development of oil and gas assets and the leasing and development of acreage opportunities. The Company's wholly owned US subsidiary and manager of operations, Black Mesa Energy, LLC (Black Mesa), is led by a team of experienced and dedicated oil and gas professionals with decades of experience in the US onshore oil and gas sector with specific focus on the mid-continent region. Black Mesa works to identify opportunities that meet the Company's investment hurdles and executes the acquisition and subsequent development of these projects.

Brookside Energy Interactive Investor Centre

Engage with us directly by asking questions, watching video summaries, and seeing what other shareholders have to say about this and past announcements at our Information Hub at <https://relait.brookside-energy.com.au/announcement-dashboard>

Or visit our website at <https://brookside-energy.com.au/>

You can also follow us on social media at

<https://www.linkedin.com/company/brookside-energy-limited>

<https://twitter.com/BrooksideEnergy>

Glossary

APO WI	After pay-out working interest
AFIT	After Federal Income Tax
AOI	Area of Interest
BBL	An oilfield barrel, a volume of 42 US gallons
BFIT	Before Federal Income Tax
BOE	Barrels of Oil Equivalent
COPAS	Council of Petroleum Accountants Societies
Development Unit	Development Unit or spacing unit is the geographical area in which an initial oil and/or gas well is drilled and produced from the geological formation listed in a spacing order. The spacing unit communitizes all interest owners for the purpose of sharing in production from oil and/or gas wells in the unit. A spacing order establishes the size of the unit; names the formations included in the unit; divides the ownership of the unit for the formations into the "royalty interest" and the "working interest"; Only one well can be drilled and completed in each common source of supply. Additional wells may be drilled in a Development Unit, but only after an Increased Density Order is issued by the Oklahoma Corporation Commission.
DSU	A Drilling Spacing Unit refers to the area allotted to a well where an operating oil company has acquired a majority working interest and will drill at least one well.
HBP	Held by Production; A provision in an oil, gas, and mineral lease that perpetuates a company's right to operate a property as long as the property produces a minimum paying quantity of oil or gas.
JIB	Joint Interest Billing
MBOE	1,000 barrels of oil equivalent
Mcf	1,000 cubic feet
MMboe	1,000,000 barrel of oil equivalent
MMBTU	One million British Thermal Units
NPV₁₀	The net present value of future net revenue before income taxes and using a discount rate of 10%.
ORRI	Overriding Royalty Interest
PDP	Proved Developed Producing Reserves
Pooling Agreements	The pooling agreements facilitate the development of oil and gas wells and drilling units. These binding pooling agreements are between the Company and the operators as specified in Appendix 1.
PUD	Proved Undeveloped Reserves
Reserve Categories	These reserve categories are totalled up by the measures 1P, 2P, and 3P, which are inclusive of all reserves types: <ul style="list-style-type: none"> • "1P reserves" = proven reserves (both proved developed reserves + proved undeveloped reserves). • "2P reserves" = 1P (proven reserves) + probable reserves, hence "proved AND probable." • "3P reserves" = the sum of 2P (proven reserves + probable reserves) + possible reserves, all 3Ps "proven AND probable AND possible."
RI	Royalty Interest
STACK	Sooner Trend Anadarko Basin Canadian and Kingfisher Counties – oil and gas play in the Anadarko Basin Oklahoma
SCOOP	South Central Oklahoma Oil Province - oil and gas play in the Anadarko Basin Oklahoma
SWISH AOI	Description of Brookside's Area of Interest in the SCOOP Play
WOR	Waiting on rig
Working Interest	Percentage of ownership in a lease granting its owner the right to explore, drill and produce oil and gas from a tract of property. Working interest owners are obligated to pay a corresponding percentage of the cost of leasing, drilling, producing, and operating a well or unit

Appendix 1

County	Interest acquired or disposed of during the quarter	Acres	Interest
Blaine County, OK	-54	~302 acres	Working Interest
Garvin County, OK	Nil	~305 acres	Working Interest
Stephens & Carter Counties, OK	+89	~4,249 acres	Working Interest
Murray County, OK	Nil	~120 acres	Working Interest

Appendix 2

Schedule of wells

Well Name	Working Interest	Operator	Status
LEE 1-10	96.40%	Black Mesa Energy, LLC	Producing
JUANITA 32-1	95.00%	Black Mesa Energy, LLC	Producing
NORMAN 32-1	84.46%	Black Mesa Energy, LLC	Not Yet Spud
WOLF PACK 36-25-1S-4W SXH2	83.69%	Black Mesa Energy, LLC	Producing
FLEURY 3-1S-3W WH3	80.64%	Black Mesa Energy, LLC	Producing
IGINLA 3-10-1S-3W WHX2	80.10%	Black Mesa Energy, LLC	Producing
BRUINS 2-11-1S-3W WXH1	78.44%	Black Mesa Energy, LLC	Completing
RANGERS 36-25-1S-4W SXH1	75.17%	Black Mesa Energy, LLC	Producing
FLAMES 10-3-1S-3W WXH1	74.02%	Black Mesa Energy, LLC	Producing
MAROONS 3-1S-3W SH1	62.99%	Black Mesa Energy, LLC	Producing
ROCKET 3-10-1S-3W SHX2	54.14%	Black Mesa Energy, LLC	Producing
JEWELL 13-12-1S-3W SXH1	52.53%	Black Mesa Energy, LLC	Producing
LEWIS A1-32 SWD	45.25%	Black Mesa Energy, LLC	Disposal
CARTER 12-1	36.98%	Black Mesa Energy, LLC	Producing
THELMA 1-32	36.20%	Black Mesa Energy, LLC	Producing
BURGESS 28-1	24.24%	Black Mesa Energy, LLC	Pndg Back-In
HERRING 1-33 1513MH	18.18%	Citizen Energy III, LLC	Producing
COMPTON 2-8	9.46%	Mustang Fuel Corp.	Producing
BULLARD 1-18-07UWH	9.10%	Rimrock Resource Operating, LLC	Producing
SUTTON 2H-52	6.25%	Mewbourne Oil Company	Pndg Back-In
GAPSTOW 6-14-24XHM	5.69%	Continental Resources, Inc.	Producing
GAPSTOW 5-14-25XHM	4.86%	Continental Resources, Inc.	Producing
GAPSTOW 7-24-14XHM	4.74%	Continental Resources, Inc.	Producing
HENRY FEDERAL 1-8-5XH	4.43%	Validus Energy II Midcon LLC	Producing
CAULEY 1-7	4.22%	Devon Energy Corp.	Shut-In
GERHARDT 1-7	4.22%	Devon Energy Corp.	Shut-In
TRIM UNIT 1	4.22%	Devon Energy Corp.	Shut-In
DR NO 1-17-20 1611MHX	3.79%	Citizen Energy III, LLC	Producing
DAVIS 1H-17-20	3.79%	Citizen Energy III, LLC	Producing
ROSER 1611 1-3-34MXH	3.73%	Marathon Oil Co.	Producing
MOTE 1-26-23UWH	3.20%	Rimrock Resource Operating, LLC	Producing
SPHINX 26 23-16N-11W-1XH	2.89%	Devon Energy Corp.	Producing
GAPSTOW 4-14-25XHM	2.61%	Continental Resources, Inc.	Producing
LANDRETH BIA 1-14H	2.40%	Marathon Oil Co.	Producing
KEVIN FIU 1-20-17XH	2.21%	Validus Energy II Midcon LLC	Producing
LADYBUG 27 22-15N-13W 1HX	2.15%	Devon Energy Corp.	Producing
DAVIS 1-8-1611MH	1.17%	Citizen Energy III, LLC	Producing
DAVIS 2H-8	1.17%	Citizen Energy III, LLC	Producing
STRACK 1-2-11XH	1.02%	Marathon Oil Co.	Producing
GAPSTOW 1-24-13-14-XHM	0.44%	Continental Resources, Inc.	Producing
MIKE COM 1H-0706X	0.38%	Cimarex Energy, Co.	Producing
GAPSTOW 3-14-25XHM	0.36%	Continental Resources, Inc.	Producing
GAPSTOW 10-14-25XHM	0.31%	Continental Resources, Inc.	Producing
CENTAUR 7 6-15N-10W 3HX	0.30%	Devon Energy Corp.	Producing
CENTAUR 7 6-15N-10W 4HX	0.29%	Devon Energy Corp.	Producing
CENTAUR 7 6-15N-10W 5HX	0.29%	Devon Energy Corp.	Producing
CENTAUR 7 6-15N-10W 2HX	0.29%	Devon Energy Corp.	Producing
CATSKILLS 1-1-12XHW	0.23%	Continental Resources, Inc.	Producing
BIFFLE 22-15 S1H	0.18%	BCE Mach, LLC	Producing
LEON 1-23-14XHM	0.17%	Continental Resources, Inc.	Producing
BIFFLE 22-15 UW1H	0.16%	BCE Mach, LLC	Producing
BOARDWALK 1-5MH	0.15%	Continental Resources, Inc.	Producing
GAPSTOW 9-14-25XHM	0.15%	Continental Resources, Inc.	Producing

Appendix 2

Schedule of wells (continued)

Well Name	Working Interest	Operator	Status
BIFFLE 22-15 S2H	0.14%	BCE Mach, LLC	Producing
BIFFLE 22-15 S3H	0.14%	BCE Mach, LLC	Producing
SOLACE 1-2-1-12-XHM	0.12%	Continental Resources, Inc.	Producing
ASSAULT 1-9-16-21XHM	0.10%	Citation Oil & Gas Company	Producing
LEON 2-26-23-14XHM	0.09%	Continental Resources, Inc.	Producing
BOARDWALK 2-8-5XHM	0.07%	Continental Resources, Inc.	Producing
COURBET 10-15-9XHW	0.06%	Continental Resources, Inc.	Producing
RANDOLPH 1-34-27XHM	0.04%	Continental Resources, Inc.	Producing
RANDOLPH 3-34-27XHM	0.04%	Continental Resources, Inc.	Producing
RANDOLPH 4-34-27XHM	0.04%	Continental Resources, Inc.	Producing
LEON 3-26-23-14XHM	0.03%	Continental Resources, Inc.	Producing
ESSEX 1R-12-13-24XHW	0.03%	Continental Resources, Inc.	Producing
ZENYATTA 28-33-1-4 1WXH	0.02%	Citizen Energy III, LLC	Producing
LEXINGTON 1-32-29XHW	0.01%	Continental Resources, Inc.	Producing
RINGER RANCH 2-20-17XHM	0.01%	Continental Resources, Inc.	Producing
RINGER RANCH 3-20-17XHM	0.01%	Continental Resources, Inc.	Producing
RINGER RANCH 1-20-17XHM	0.01%	Continental Resources, Inc.	Producing
GRAMERCY 1-32-5-6-8XHW	0.00%	Continental Resources, Inc.	Producing
MADISON 4-19-32XHM	0.00%	Continental Resources, Inc.	Producing
MADISON 6-19-32XHM	0.00%	Continental Resources, Inc.	Producing
BUCHER 1711 1-34MH	0.00%	Marathon Oil Co.	RI Only
ROSER 1611 2-3-34MXH	0.00%	Marathon Oil Co.	RI Only
ROSER 1711 4-3-34MXH	0.00%	Marathon Oil Co.	RI Only
SOLACE 1-2-1-12-XHM	0.00%	Continental Resources, Inc.	RI Only
DR NO 1-17-20 1611MHX	0.00%	Citizen Energy III, LLC	RI Only
DAVIS 1H-17-20	0.00%	Citizen Energy III, LLC	RI Only
ROSER 1611 1-3-34MXH	0.00%	Marathon Oil Co.	RI
BUCHER 1711 1-34MH	0.00%	Marathon Oil Co.	ORRI Only
McKINLEY 13&24 15-13	0.00%	Continental Resources, Inc.	ORRI Only
ROSER 1611 2-3-34MXH	0.00%	Marathon Oil Co.	ORRI Only
ROSER 1711 4-3-34MXH	0.00%	Marathon Oil Co.	ORRI Only
BOARDWALK 1-5MH	0.00%	Continental Resources, Inc.	ORRI Only
CATSKILLS 1-1-12XHW	0.00%	Continental Resources, Inc.	ORRI Only
HENRY FEDERAL 1-8-5XH	0.00%	Validus Energy II Midcon LLC	ORRI Only
LADYBUG 27 22-15N-13W 1HX	0.00%	Devon Energy Corp.	ORRI Only
BOARDWALK 2-8-5XHM	0.00%	Continental Resources, Inc.	ORRI Only
ROSER 1611 1-3-34MXH	0.00%	Marathon Oil Co.	ORRI
MCCLUNG 1-17	0.00%	Encana	ORRI Only
NW CAMP DEESE UNIT	0.00%	Phoenix Petrocorp, Inc.	RI
MITCHELL 12-1	0.00%	N/A	P&A
NEWBERRY	0.00%	N/A	P&A

Appendix 3

Capital Structure

Security	Name	Issued Capital	Number of Holders
BRK	Ordinary Fully Paid Shares	96,124,914	3,982
Fully Diluted		96,124,914	

Appendix 4

Top Twenty Shareholders

BRK - ORDINARY FULLY

Security class: PAID SHARES

As at date: 28-Jul-2025

Display top: 20

Position	Holder Name	Holding	% IC
1	BNP PARIBAS NOMINEES PTY LTD	6,906,735	7.19%
2	HEDTEK PTY LTD	3,980,000	4.14%
3	MR DAVID PRENTICE	3,000,000	3.12%
4	CITICORP NOMINEES PTY LIMITED	1,964,067	2.04%
5	MR BRIAN THOMAS CLAYTON & MRS JANET CLAYTON	1,482,223	1.54%
6	TUTAM PROPERTIES AU PTY LTD	1,408,360	1.47%
7	ENSEL SUPERANNUATION FUND PTY LTD	1,364,317	1.42%
8	MR IVAN MURRAY HANDASYDE	1,363,170	1.42%
9	BNP PARIBAS NOMINEES PTY LTD	1,218,913	1.27%
10	CITYSCAPE ASSET PTY LTD	996,472	1.04%
11	RUDIE PTY LTD	946,070	0.98%
12	RETZOS EXECUTIVE PTY LTD	917,902	0.95%
13	STONEHORSE ENERGY LIMITED	900,000	0.94%
14	GREYHOUND INVESTMENTS PTY LTD	880,000	0.92%
15	MR DOUGLAS PAUL TALBOT	849,309	0.88%
16	MR GRACJAN LAMBERT	842,122	0.88%
17	WARBONT NOMINEES PTY LTD	682,584	0.71%
18	DR DANIEL GEORGE PECHAR & MRS KATRINA JANE PECHAR	650,000	0.68%
19	HOLDSWORTH BROS PTY LTD	600,000	0.62%
20	MR MICHAEL FRY	560,000	0.58%
	Total	31,512,244	32.78%
	Total Issued Capital	96,124,914	100.00%

Appendix 5B

Mining exploration entity or oil and gas exploration entity quarterly cash flow report

Name of entity

Brookside Energy Limited (Brookside, the Company)

ABN

15 108 787 720

Quarter ended ("current quarter")

30 June 2025

Consolidated statement of cash flows	Current quarter \$A'000	Year to date (6 months) \$A'000
1. Cash flows from operating activities		
1.1 Receipts from customers	14,420	32,561
1.2 Payments for		
(a) exploration & evaluation	-	-
(b) development	-	-
(c) production*	(6,503)	(18,741)
(d) staff costs	(397)	(667)
(e) administration and corporate costs	(1,089)	(2,313)
1.3 Dividends received (see note 3)	-	-
1.4 Interest received	77	182
1.5 Interest and other costs of finance paid	(11)	(24)
1.6 Income taxes paid	-	-
1.7 Government grants and tax incentives	-	-
1.8 Other (provide details if material)	41	94
1.9 Net cash from / (used in) operating activities	6,538	11,092

*Including \$5.87 million in payments to Working Interest owners and Royalty holders.

2. Cash flows from investing activities		
2.1 Payments to acquire or for:		
(a) entities	-	-
(b) tenements	-	-
(c) property, plant and equipment (incl. Producing Assets)	(46)	(1,073)
(d) exploration & evaluation	(12,008)	(16,592)
(e) investments	-	-

For personal use only

Consolidated statement of cash flows		Current quarter \$A'000	Year to date (6 months) \$A'000
	(f) other non-current assets	-	-
2.2	Proceeds from the disposal of:		
	(a) entities	-	-
	(b) tenements / working interests	-	-
	(c) property, plant and equipment	-	-
	(d) investments	-	-
	(e) other non-current assets	125	125
2.3	Cash flows from loans to other entities	-	-
2.4	Dividends received (see note 3)	-	-
2.5	Other (deposit for drilling program from Working Interest owners)	1,386	3,932
2.6	Net cash from / (used in) investing activities	(10,543)	(13,608)
3.	Cash flows from financing activities		
3.1	Proceeds from issues of equity securities (excluding convertible debt securities)	-	-
3.2	Proceeds from issue of convertible debt securities	-	-
3.3	Proceeds from exercise of options	-	-
3.4	Transaction costs related to issues of equity securities or convertible debt securities	-	-
3.5	Proceeds from borrowings	2,443	2,443
3.6	Repayment of borrowings	(2,443)	(2,443)
3.7	Transaction costs related to loans and borrowings	(34)	(56)
3.8	Dividends paid	-	-
3.9	Other (On-Market Share Buy-Back)	-	-
3.10	Net cash from / (used in) financing activities	(34)	(56)
4.	Net increase / (decrease) in cash and cash equivalents for the period		
4.1	Cash and cash equivalents at beginning of period	12,681	11,348
4.2	Net cash from / (used in) operating activities (item 1.9 above)	6,538	11,092
4.3	Net cash from / (used in) investing activities (item 2.6 above)	(10,543)	(13,608)

Consolidated statement of cash flows		Current quarter \$A'000	Year to date (6 months) \$A'000
4.4	Net cash from / (used in) financing activities (item 3.10 above)	(34)	(56)
4.5	Effect of movement in exchange rates on cash held	(371)	(505)
4.6	Cash and cash equivalents at end of period	8,271	8,271

5.	Reconciliation of cash and cash equivalents at the end of the quarter (as shown in the consolidated statement of cash flows) to the related items in the accounts	Current quarter \$A'000	Previous quarter \$A'000
5.1	Bank balances	8,216	12,628
5.2	Call deposits	55	53
5.3	Bank overdrafts	-	-
5.4	Other (provide details)	-	-
5.5	Cash and cash equivalents at end of quarter (should equal item 4.6 above)	8,271	12,681

6.	Payments to related parties of the entity and their associates	Current quarter \$A'000
6.1	Aggregate amount of payments to related parties and their associates included in item 1	(150)
6.2	Aggregate amount of payments to related parties and their associates included in item 2	-

Note: if any amounts are shown in items 6.1 or 6.2, your quarterly activity report must include a description of, and an explanation for, such payments.

7.	Financing facilities	Total facility amount at quarter end \$A'000	Amount drawn at quarter end \$A'000
	<i>Note: the term "facility" includes all forms of financing arrangements available to the entity. Add notes as necessary for an understanding of the sources of finance available to the entity.</i>		
7.1	Loan facilities	38,168	-
7.2	Credit standby arrangements	-	-
7.3	Other (please specify)	-	-
7.4	Total financing facilities	38,168	-
7.5	Unused financing facilities available at quarter end		38,168
7.6	<p>Include in the box below a description of each facility above, including the lender, interest rate, maturity date and whether it is secured or unsecured. If any additional financing facilities have been entered into or are proposed to be entered into after quarter end, include a note providing details of those facilities as well.</p> <p><i>In October 2024, the Company wholly owned subsidiary, BRK Oklahoma Holdings, LLC, secured a credit facility with UMB Bank, N.A., a Kansas City, Missouri headquartered financial services company. The credit facility is structured as an interest-only agreement, with a three-year term, monthly interest payments on drawn amounts and the principal due upon maturity. The US\$25 million Master Note establishes an initial borrowing base of US\$8.5 million, with semi-annual redeterminations. The interest rate is based on the WSJ Prime Rate, with an additional 0.50% for borrowing base utilization below 50%, increasing to 0.75% when utilization reaches or exceeds 50%.</i></p> <p><i>As part of the agreement, Brookside will have the ability to opportunistically hedge its oil and natural gas production, however importantly hedging is not required unless the borrowing base utilization exceeds 50%, at which point BRK will need to hedge a minimum of 50% of its projected Proved Developed Producing (PDP) production for the upcoming 12 months, on a rolling quarterly basis.</i></p> <p><i>The facility includes customary financial covenants, such as a minimum Current Ratio of 1:1 and a Total Debt Leverage Ratio not exceeding 3:1, alongside various reporting obligations. The credit facility is currently undrawn, with 100% of the borrowing base available for future use.</i></p>		

8.	Estimated cash available for future operating activities	\$A'000
8.1	Net cash from / (used in) operating activities (item 1.9)	6,538
8.2	(Payments for exploration & evaluation classified as investing activities) (item 2.1(d))*	(10,622)*
8.3	Total relevant outgoings (item 8.1 + item 8.2)	(4,084)
8.4	Cash and cash equivalents at quarter end (item 4.6)	8,271
8.5	Unused finance facilities available at quarter end (item 7.5)	38,168
8.6	Total available funding (item 8.4 + item 8.5)	46,439
	<i>Adjusted to include deposits from Working Interest owners (refer to item 2.5)</i>	
8.7	Estimated quarters of funding available (item 8.6 divided by item 8.3)	11.37
	<i>Note: if the entity has reported positive relevant outgoings (ie a net cash inflow) in item 8.3, answer item 8.7 as "N/A". Otherwise, a figure for the estimated quarters of funding available must be included in item 8.7.</i>	

For personal use only

8.8 If item 8.7 is less than 2 quarters, please provide answers to the following questions:

8.8.1 Does the entity expect that it will continue to have the current level of net operating cash flows for the time being and, if not, why not?

Answer: N/A

8.8.2 Has the entity taken any steps, or does it propose to take any steps, to raise further cash to fund its operations and, if so, what are those steps and how likely does it believe that they will be successful?

Answer: N/A

8.8.3 Does the entity expect to be able to continue its operations and to meet its business objectives and, if so, on what basis?

Answer: N/A

Note: where item 8.7 is less than 2 quarters, all of questions 8.8.1, 8.8.2 and 8.8.3 above must be answered.

Compliance statement

- 1 This statement has been prepared in accordance with accounting standards and policies which comply with Listing Rule 19.11A.
- 2 This statement gives a true and fair view of the matters disclosed.

Date: 30 July 2025.....

Authorised by: The Board of Directors, Brookside Energy Limited
(Name of body or officer authorising release – see note 4)

Notes

1. This quarterly cash flow report and the accompanying activity report provide a basis for informing the market about the entity's activities for the past quarter, how they have been financed and the effect this has had on its cash position. An entity that wishes to disclose additional information over and above the minimum required under the Listing Rules is encouraged to do so.
2. If this quarterly cash flow report has been prepared in accordance with Australian Accounting Standards, the definitions in, and provisions of, *AASB 6: Exploration for and Evaluation of Mineral Resources* and *AASB 107: Statement of Cash Flows* apply to this report. If this quarterly cash flow report has been prepared in accordance with other accounting standards agreed by ASX pursuant to Listing Rule 19.11A, the corresponding equivalent standards apply to this report.
3. Dividends received may be classified either as cash flows from operating activities or cash flows from investing activities, depending on the accounting policy of the entity.
4. If this report has been authorised for release to the market by your board of directors, you can insert here: "By the board". If it has been authorised for release to the market by a committee of your board of directors, you can insert here: "By the [name of board committee – eg Audit and Risk Committee]". If it has been authorised for release to the market by a disclosure committee, you can insert here: "By the Disclosure Committee".
5. If this report has been authorised for release to the market by your board of directors and you wish to hold yourself out as complying with recommendation 4.2 of the ASX Corporate Governance Council's *Corporate Governance Principles and Recommendations*, the board should have received a declaration from its CEO and CFO that, in their opinion, the financial records of the entity have been properly maintained, that this report complies with the appropriate accounting standards and gives a true and fair view of the cash flows of the entity, and that their opinion has been formed on the basis of a sound system of risk management and internal control which is operating effectively.