



TAITON RESOURCES
LIMITED

ASX: T88

QUARTERLY ACTIVITIES REPORT

30th July 2025

Highlights

- **Infill Ultrafine soil sampling completed at Challenger West Gold Project.**
- **First pass reconnaissance sampling at Highway across IOCG / Carbonatite Hosted REE Yogi prospect.**

Taiton Resources Limited (**ASX: T88, Taiton** or “**the Company**”) is pleased to provide a summary of activities completed during the Quarter ended 30th June 2025.

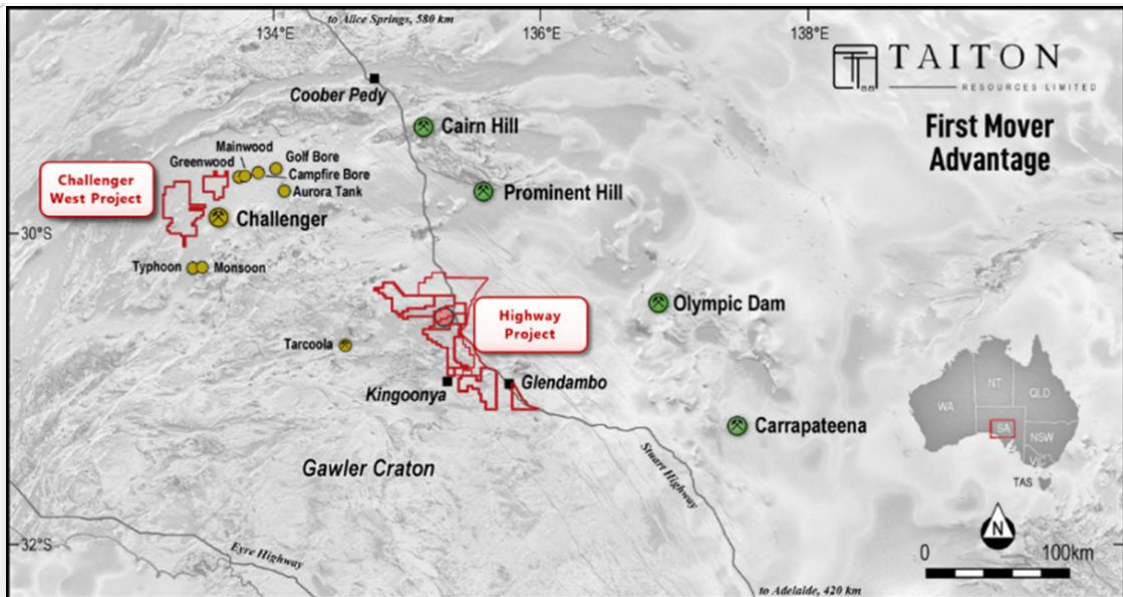


Figure 1. Location of the Challenger West and Highway Projects in South Australia.

Challenger West Project

Taiton completed an infill Ultrafine soil sampling program within its Challenger West project (targeting gold mineralisation). A total of 245 samples (excl. QAQC) were collected on a 50 by 50m grid across three areas within prospect Area 1 (**Figure 2**). The infill sampling was designed to follow up discrete gold anomalies (up to 59.6 ppb Au) coincident with interpreted north-northeast trending structures (ASX Announcement dated 17 June 2024).

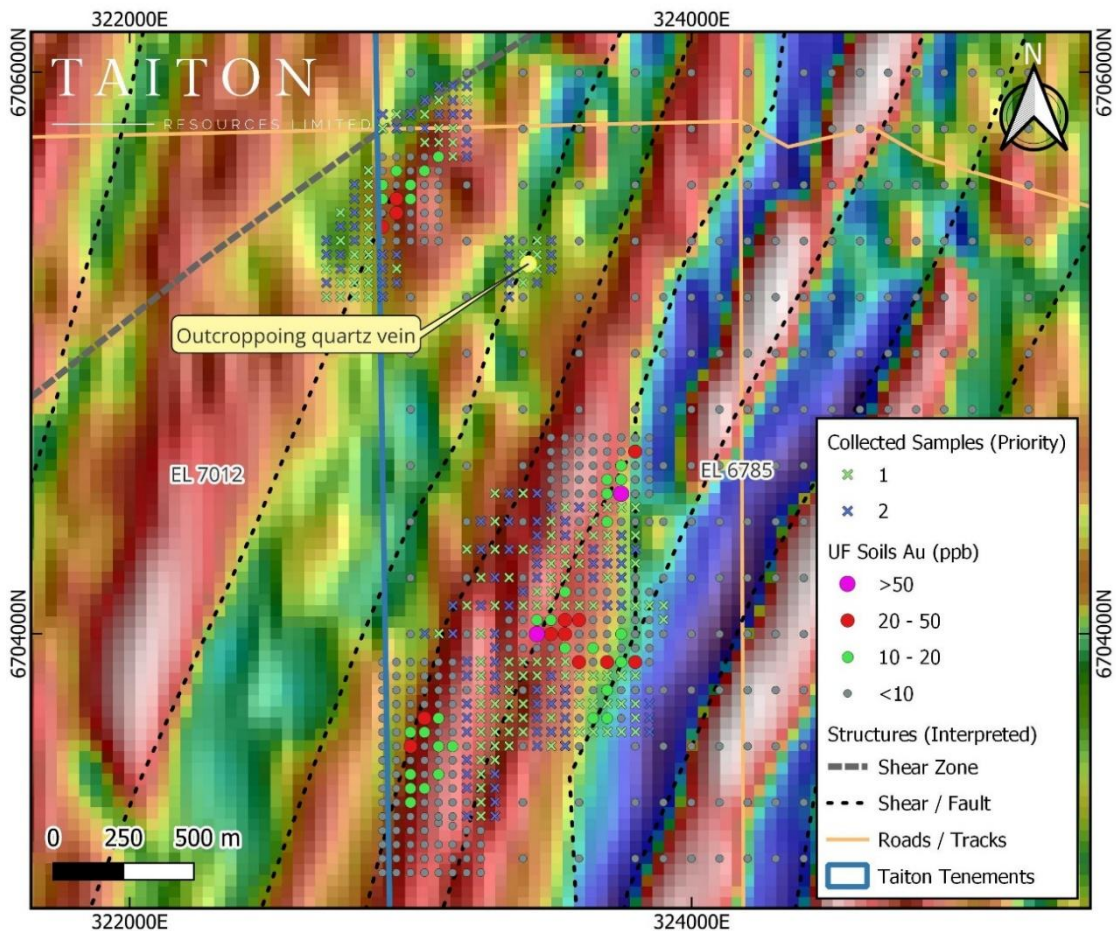


Figure 2. Challenger West Area 1 UF soil results and infill sample locations underlain by RTP IVD magnetic image.

For personal use only

Highway Project

At the Highway project, a first pass reconnaissance Ultrafine soil sampling program consisting of 59 samples (excl. QAQC) were collected on a 200 by 400m grid across the Yogi prospect (**Figure 3**). The soil sampling program was designed to provide surface geochemical results across an identified a >6 mGal gravity anomaly with a strike extent of approximately 1.5 km, within a broader gravity feature (4 mGal anomaly over 5 km of strike) as shown in Figure 3 (ASX Announcement dated 18 September 2024).

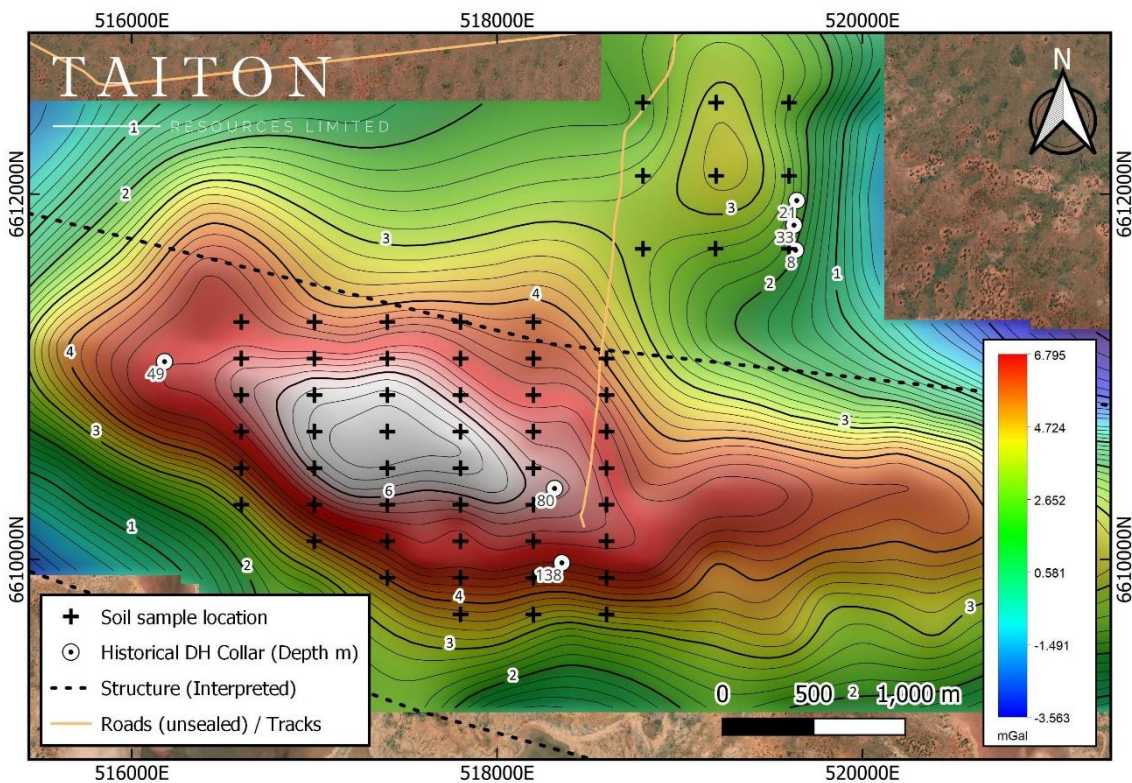


Figure 3. Highway project Yogi prospect UF soil sample locations underlain by residual Bouguer gravity anomaly image gravity image.

For personal use only



Within the broader gravity feature, a denser core of nominal 3.17 g/cm^3 density is located in an offset position (**Figure 6**) to the magnetic body with the depth-to-top approximately 600m below the surface (ASX Announcement dated 18 September 2024).

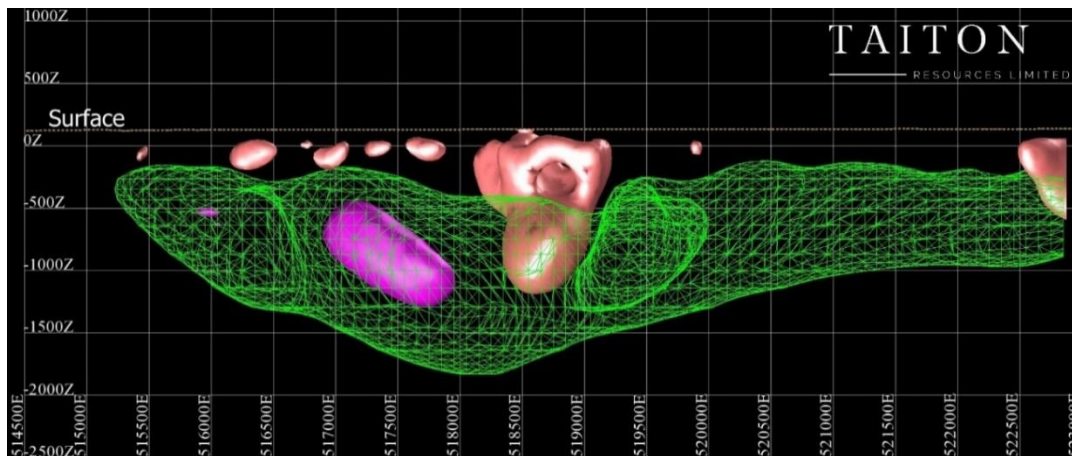


Figure 6. Yogi prospect long-section of modelled denser core; 3.17 g/cm^3 gravity iso-shell (magenta body), within broader dense body 2.97 g/cm^3 gravity iso-shell (green wireframe) with modelled 0.025 SI magnetic iso-shell (pink body) interpreted to represent a potential intrusion.

The purpose of the sampling program is to identify any surface geochemical anomalism that may support the concept of IOCG, or carbonatite hosted or intrusive related gold mineralisation. It would also aid in planning drill position to test the gravity anomaly and the denser core (magenta body).

Soil samples have been sent to Labwest in Perth and Taiton is currently awaiting the results of the soil samples.

CORPORATE

At 30 June 2025, Taiton has 74,457,378 shares on issue, 13,443,779 unlisted options and 6,000,000 unlisted performance rights. Cash at bank totalled \$77 K.

ASX Additional Information

Summary of expenditure items within Appendix 5B

A summary of the expenditure and related party payments is set out below:

- 1.1 Contribution and Signing fees of \$32.5K were received on a Dual Tenement Agreement.
- 1.2(d) No staff costs were paid for the quarter. Accrued staff costs of \$18.5K at end of June were paid in July 2025.
- 1.2(e) Administration and corporate costs of \$29K relate mainly to costs for and associated with compliance costs (ASX and share registry), audit, legal fees, office costs, insurance, rental, web hosting, and IT.
- 2.1(d) Exploration & evaluation costs of \$80K relate mainly to payments to Geologists for work activities, Tenement rents, tenement management, mapping/GIS, geological consulting fees, Fieldwork, and land access agreement fee. Details of the exploration activities during the Quarter are set out in this report (ASX Listing Rule 5.3.1).
- 3.5 Receipt of funds of \$50K from drawdowns on loan facility.
6. There were no related party payments for the quarter.

There were no mine production or development activities during the quarter (ASX Listing Rule 5.3.2).



Tenements

Registered Holder	Tenement No.	Location	Project	Area (Sq km)	Total (Sq km)	Interest at the end of Quarter
Taiton Resources Limited	EL6658	SA	Highway	972.00		100%
Taiton Resources Limited	EL6706	SA	Highway	160.00		100%
Taiton Resources Limited	EL6784	SA	Highway	884.00		100%
Taiton Resources Limited	EL6857	SA	Highway	914.00		100%
					2,930.0	
Taiton Resources Limited	EL6785	SA	Challenger West	997.00		100%
Taiton Resources Limited	EL7012	SA	Challenger West	861.00		
					1,858.00	
Taiton Resources Limited	EL9636	NSW	Kingsgate	104.70		100%
Taiton Resources Limited	EL9641	NSW	Kingsgate	189.40		100%
Lake Barlee Gold Pty Ltd	EL9765	NSW	Kingsgate	107.00		100%
Lake Barlee Gold Pty Ltd	EL9766	NSW	Kingsgate	203.00		100%
					604.10	
					5,392.1	

During the quarter, there were no mining tenements acquired or disposed of during the quarter.



TAITON RESOURCES
LIMITED

ASX: T88

QUARTERLY ACTIVITIES REPORT

This Report has been approved by the Board of Directors of the Company.

For further information, please contact:

David Low

Executive Director

david.low@taiton.com.au

+61 3 8648 6431

For personal use only



COMPETENT PERSONS STATEMENT

The information in this report that relates to exploration results is based on and fairly represents information and supporting documentation prepared by Mr Noel Ong, an employee of the Company. Mr Ong is a member of The Australasian Institute of Mining and Metallurgy (AusIMM) and has sufficient experience of relevance to the styles of mineralisation and types of deposits under consideration, and to the activities undertaken to qualify as Competent Persons as defined in the 2012 Edition of the Joint Ore Reserves Committee (JORC) Australasian Code for Reporting of Exploration Results, Mineral Resources and Ore Reserves. Mr Ong consents to the inclusion in this report of the matters based on this information in the form and context in which they appear.

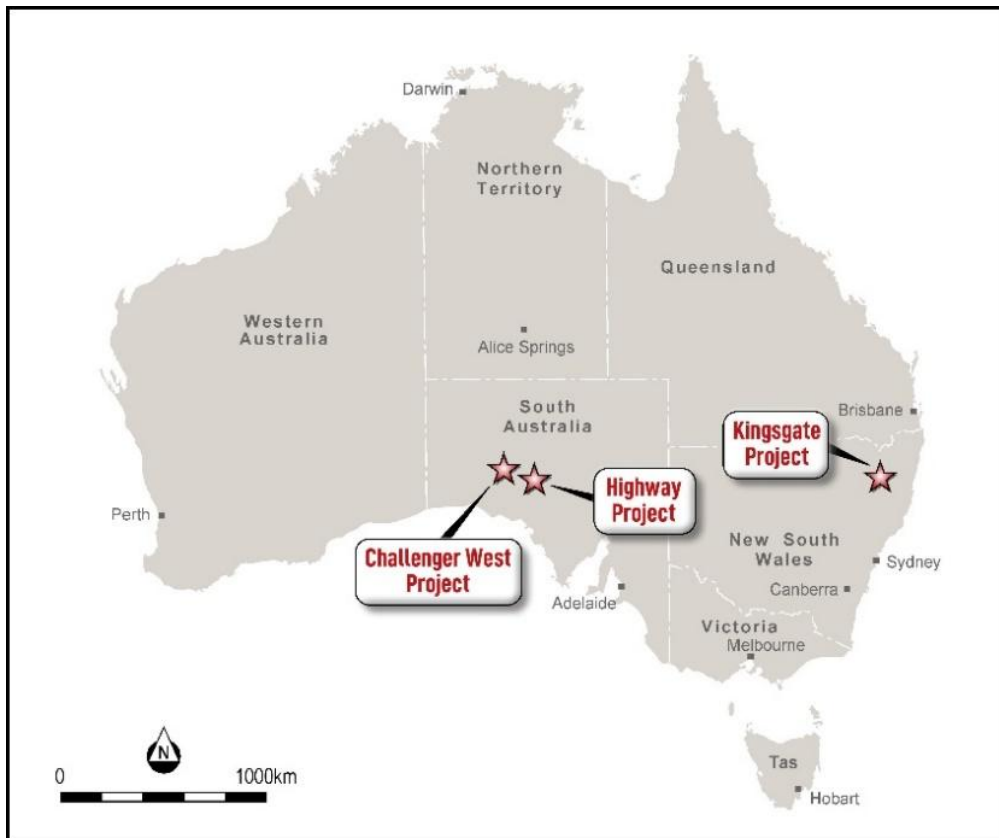
Reference

22 July 2025 – Exploration Update.

About Taiton Resources Limited

Taiton Resources Limited (ASX: T88) is an early-stage mineral exploration and development company with a portfolio of projects across New South Wales and South Australia, comprising the following:

- a) **Highway Project** – total tenement land holding of 2,930 sq km, located in South Australia; and
- b) **Challenger West Project** – total tenement land holding of 1,858 sq km in South Australia.
- c) **Kingsgate High Purity Quartz Project** – total tenement land holding of 604.1 sq km, located in New South Wales;



Taiton Resources Limited (ASX: T88) project locations.

For personal use only

Appendix 5B

Mining exploration entity or oil and gas exploration entity quarterly cash flow report

Name of entity

Taiton Resources Limited

ABN

41 062 284 084

Quarter ended ("current quarter")

30 June 2025

Consolidated statement of cash flows	Current quarter \$A'000	Year to date (12 months) \$A'000
1. Cash flows from operating activities		
1.1 Receipts from customers	33	33
1.2 Payments for		
(a) exploration & evaluation		
(b) development		
(c) production		
(d) staff costs		(231)
(e) administration and corporate costs	(29)	(273)
1.3 Dividends received (see note 3)		
1.4 Interest received		8
1.5 Interest and other costs of finance paid		
1.6 Income taxes paid		
1.7 Government grants and tax incentives		
1.8 Other (provide details if material)		(81)
1.9 Net cash from / (used in) operating activities	4	(544)

2. Cash flows from investing activities		
2.1 Payments to acquire or for:		
(a) entities		
(b) tenements		
(c) property, plant and equipment		(3)
(d) exploration & evaluation	(80)	(629)
(e) investments		
(f) purchase of property-settlement balance		(246)

Mining exploration entity or oil and gas exploration entity quarterly cash flow report

Consolidated statement of cash flows		Current quarter \$A'000	Year to date (12 months) \$A'000
2.2	Proceeds from the disposal of:		
	(a) entities		
	(b) tenements		
	(c) property, plant and equipment		27
	(d) investments		
	(e) other non-current assets		
2.3	Cash flows from loans to other entities		
2.4	Dividends received (see note 3)		
2.5	Other (provide details if material)		
2.6	Net cash from / (used in) investing activities	(80)	(851)

3.	Cash flows from financing activities		
3.1	Proceeds from issues of equity securities (excluding convertible debt securities)		217
3.2	Proceeds from issue of convertible debt securities		
3.3	Proceeds from exercise of options		
3.4	Transaction costs related to issues of equity securities or convertible debt securities		(5)
3.5	Proceeds from borrowings	50	100
3.6	Repayment of borrowings		
3.7	Transaction costs related to loans and borrowings		
3.8	Dividends paid		
3.9	Other (provide details if material)		
3.10	Net cash from / (used in) financing activities	50	312

4.	Net increase / (decrease) in cash and cash equivalents for the period		
4.1	Cash and cash equivalents at beginning of period	103	1,160
4.2	Net cash from / (used in) operating activities (item 1.9 above)	4	(544)
4.3	Net cash from / (used in) investing activities (item 2.6 above)	(80)	(851)
4.4	Net cash from / (used in) financing activities (item 3.10 above)	50	312

For personal use only

Mining exploration entity or oil and gas exploration entity quarterly cash flow report

Consolidated statement of cash flows		Current quarter \$A'000	Year to date (12 months) \$A'000
4.5	Effect of movement in exchange rates on cash held	-	-
4.6	Cash and cash equivalents at end of period	77	77

5.	Reconciliation of cash and cash equivalents at the end of the quarter (as shown in the consolidated statement of cash flows) to the related items in the accounts	Current quarter \$A'000	Previous quarter \$A'000
5.1	Bank balances	77	103
5.2	Call deposits	-	-
5.3	Bank overdrafts	-	-
5.4	Other (provide details)	-	-
5.5	Cash and cash equivalents at end of quarter (should equal item 4.6 above)	77	103

6.	Payments to related parties of the entity and their associates	Current quarter \$A'000
6.1	Aggregate amount of payments to related parties and their associates included in item 1	-
6.2	Aggregate amount of payments to related parties and their associates included in item 2	-

Note: if any amounts are shown in items 6.1 or 6.2, your quarterly activity report must include a description of, and an explanation for, such payments.

Mining exploration entity or oil and gas exploration entity quarterly cash flow report

7.	Financing facilities	Total facility amount at quarter end \$A'000	Amount drawn at quarter end \$A'000
	<i>Note: the term "facility" includes all forms of financing arrangements available to the entity. Add notes as necessary for an understanding of the sources of finance available to the entity.</i>		
7.1	Loan facilities	1,000	100
7.2	Credit standby arrangements	-	-
7.3	Other (please specify)	-	-
7.4	Total financing facilities	1,000	100
7.5	Unused financing facilities available at quarter end		900
7.6	Include in the box below a description of each facility above, including the lender, interest rate, maturity date and whether it is secured or unsecured. If any additional financing facilities have been entered into or are proposed to be entered into after quarter end, include a note providing details of those facilities as well.		
	AsiaPacific Businesslink Sdn Bhd, a substantial shareholder and company related to a director of the Company, Datuk Siak Wei (Chris) Low, agreed to provide a \$1 million unsecured loan facility to the Company. Tenure is 1 year from first drawdown (unless extended). Interest Rate is at 15% per annum, compounded monthly. Bullet repayment of interest and principal at maturity (or early repayment at option of the Company). The amounts drawn so far at quarter end totalled \$100K.		

8.	Estimated cash available for future operating activities	\$A'000
8.1	Net cash from / (used in) operating activities (item 1.9)	4
8.2	(Payments for exploration & evaluation classified as investing activities) (item 2.1(d))	(80)
8.3	Total relevant outgoings (item 8.1 + item 8.2)	(76)
8.4	Cash and cash equivalents at quarter end (item 4.6)	77
8.5	Unused finance facilities available at quarter end (item 7.5)	900
8.6	Total available funding (item 8.4 + item 8.5)	977
8.7	Estimated quarters of funding available (item 8.6 divided by item 8.3)	12.85
	<i>Note: if the entity has reported positive relevant outgoings (ie a net cash inflow) in item 8.3, answer item 8.7 as "N/A". Otherwise, a figure for the estimated quarters of funding available must be included in item 8.7.</i>	
8.8	If item 8.7 is less than 2 quarters, please provide answers to the following questions:	
8.8.1	Does the entity expect that it will continue to have the current level of net operating cash flows for the time being and, if not, why not?	
	Answer: N/A	
8.8.2	Has the entity taken any steps, or does it propose to take any steps, to raise further cash to fund its operations and, if so, what are those steps and how likely does it believe that they will be successful?	
	Answer: N/A	

Mining exploration entity or oil and gas exploration entity quarterly cash flow report

8.8.3 Does the entity expect to be able to continue its operations and to meet its business objectives and, if so, on what basis?

Answer: N/A

Note: where item 8.7 is less than 2 quarters, all of questions 8.8.1, 8.8.2 and 8.8.3 above must be answered.

Compliance statement

- 1 This statement has been prepared in accordance with accounting standards and policies which comply with Listing Rule 19.11A.
- 2 This statement gives a true and fair view of the matters disclosed.

Date:30 July 2025.....

Authorised by:By the Board.....
(Name of body or officer authorising release – see note 4)

Notes

1. This quarterly cash flow report and the accompanying activity report provide a basis for informing the market about the entity's activities for the past quarter, how they have been financed and the effect this has had on its cash position. An entity that wishes to disclose additional information over and above the minimum required under the Listing Rules is encouraged to do so.
2. If this quarterly cash flow report has been prepared in accordance with Australian Accounting Standards, the definitions in, and provisions of, *AASB 6: Exploration for and Evaluation of Mineral Resources* and *AASB 107: Statement of Cash Flows* apply to this report. If this quarterly cash flow report has been prepared in accordance with other accounting standards agreed by ASX pursuant to Listing Rule 19.11A, the corresponding equivalent standards apply to this report.
3. Dividends received may be classified either as cash flows from operating activities or cash flows from investing activities, depending on the accounting policy of the entity.
4. If this report has been authorised for release to the market by your board of directors, you can insert here: "By the board". If it has been authorised for release to the market by a committee of your board of directors, you can insert here: "By the [name of board committee – eg Audit and Risk Committee]". If it has been authorised for release to the market by a disclosure committee, you can insert here: "By the Disclosure Committee".
5. If this report has been authorised for release to the market by your board of directors and you wish to hold yourself out as complying with recommendation 4.2 of the ASX Corporate Governance Council's *Corporate Governance Principles and Recommendations*, the board should have received a declaration from its CEO and CFO that, in their opinion, the financial records of the entity have been properly maintained, that this report complies with the appropriate accounting standards and gives a true and fair view of the cash flows of the entity, and that their opinion has been formed on the basis of a sound system of risk management and internal control which is operating effectively.

For personal use only