

# DART MINING

## Quarterly Activities Report

---



**DART MINING**



For personal use only

[www.dartmining.com.au](http://www.dartmining.com.au)

## Activities Report for the Quarter Ended 30 June 2025

Dart Mining NL (ASX: DTM) (“Dart”, “Dart Mining” or “the Company”) is pleased to present its Quarterly Report for the three-month period ending 30<sup>th</sup> June 2025 and to provide commentary and an update to shareholders.

### Highlights:

- 1,721m of diamond drilling was completed for the quarter.
- Highest grade assay ever recorded on the Triumph Project received at depth below Big Hans Prospect
  - 0.3m @ 114g/t Au and 276g/t Ag from 171m ([ASX: DTM July 2025](#))
- Ongoing drilling success at the Constitution prospect with significant additional mineralisation intersected outside of the current Inferred Mineral Resource Model ([ASX: DTM July 2025](#))
- Joint Venture Agreement Completed over the Coonambula Gold-Antimony project with Great Divide Mining (ASX: GDM) earning an immediate 15% in the project ([ASX: DTM June 2025](#))

**DTM’s Chairperson, James Chirnside, commented:** “Good progress has been made on a number of fronts this quarter including excellent results at Triumph with high grade Gold and Silver and better widths at depth. The agreement completion and 15% earned interest on the Coonambula Gold-Antimony project is a great first step with proposed drilling focused on the declaration of a JORC resource at the earliest opportunity. Drilling is expected to commence in August / September depending on final clearances on permitting. Notable also this quarter was the continuing pickup in drill meters achieved which has been improving since February. More drilling at depth on Triumph is a priority in our planning at present.

Dart will soon complete and announce a high-quality Exploration Target for the Triumph Gold Project based upon existing drilling in areas where this drilling does not yet have the required density to proclaim a JORC Resource We look forward to showcasing the significant potential at Triumph through the declaration of the Exploration Target.”

### Triumph Gold Project

The June quarter saw the continued exploration of the Company’s flagship Triumph Project.

Drilling continued on the project during the quarter at the Constitution and Big Hans Prospects. 1,721m of diamond drilling was completed for the quarter, bringing the total drilled meters completed year to date to 2,341m.

Drilling initially focusing on key zones of the Constitution prospect (drill holes TRDD001 to TRDD010). Once key controls on mineralisation were identified, drilling targeted the depth potential at Big Hans (drill holes TRDD011 & TRDD012).

Drilling continues targeting key structural locations at depth below known resources testing the depth potential of the project and looking to unlock the large scale prospectivity of the project. At present, drilling is continuing below the New Constitution prospect.

### Big Hans Prospect highlights

The Company released drilling results from the deep drilling at Big Hans in July ([ASX: DTM July 2025](#)) from TRDD011 & TRDD012 which were completed in early June, targeting key structural zones at depth and down plunge of the Big Hans prospect. Summary information can be seen in Figures 1 to 3 below.

Drilling intersected significant mineralisation at depth in hole TRDD012 which returned the highest grade assay across the project to date at 114g/t Au and 276g/t Ag.

- Highlight significant assays include : ([ASX: DTM July 2025](#))

#### TRDD011:

- 10.8m @ 1.17 g/t Au from 86.5m;
  - Including **0.5m @ 16.15 g/t Au** and **22.50 g/t Ag** from 87.0m;
  - Also including 0.4m @ 8.35 g/t Au and 28.80 g/t Ag from 96.9m;

#### TRDD012:

- 4.4m @ 8.99 g/t Au and 28.09 g/t Ag from 171.3m;
  - Including 1.2m @ 30.93 g/t Au and 86.78 g/t Ag from 171.3m;
    - Including **0.3m @ 114.00 g/t Au** and **276.00 g/t Ag** from 171.3m;
- 3.1m @ 7.98 g/t Au and 30.62 g/t Ag from 179.5m;
  - Including 1.7m @ 14.85 g/t Au and 56.02 g/t Ag from 180.0m;
    - Including **0.5m @ 45.90 g/t Au** and **157.00 g/t Ag** from 180.5m.

The results have confirmed Dart's exploration model of mineralisation continuing at depth, with key structural areas hosting significant, wide, high-grade mineralisation.

The drilling at Big Hans was focused on the southern extensions of the known mineralisation. Dart started with a confirmation drill hole (TRDD011) before drilling towards the south (TRDD012) to understand orientation at the southern end of the existing mineralisation. The concept that Dart was testing with a south facing drill hole was to understand if there was a link between Big Hans and Super Hans which would be analogous to New Constitution and South Constitution prospects. Between the southern end of Big Hans and western end of Super Hans is a 200m gap with no drilling (see Figure 1). Dart intends to infill this gap zone to establish a representative geological interpretation from diamond drilling. These adjacent parallel new lodes present further open cut targets and any increase in the number of stacked lodes could have an improved economic impact on strip ratio in a mining study scenario.

The advantage of utilising diamond drilling is that observations of the orientations of all structures, down the drill holes, have been collected. The orientation of the structures through the high-grade zones (within TRDD012 i.e. **0.3m @ 114.00 g/t Au** and **0.5m @ 45.90 g/t Au**) confirm that the mineralisation is a direct down plunge extension of the existing MRE, with Mineralisation extending to the south and open at depth.

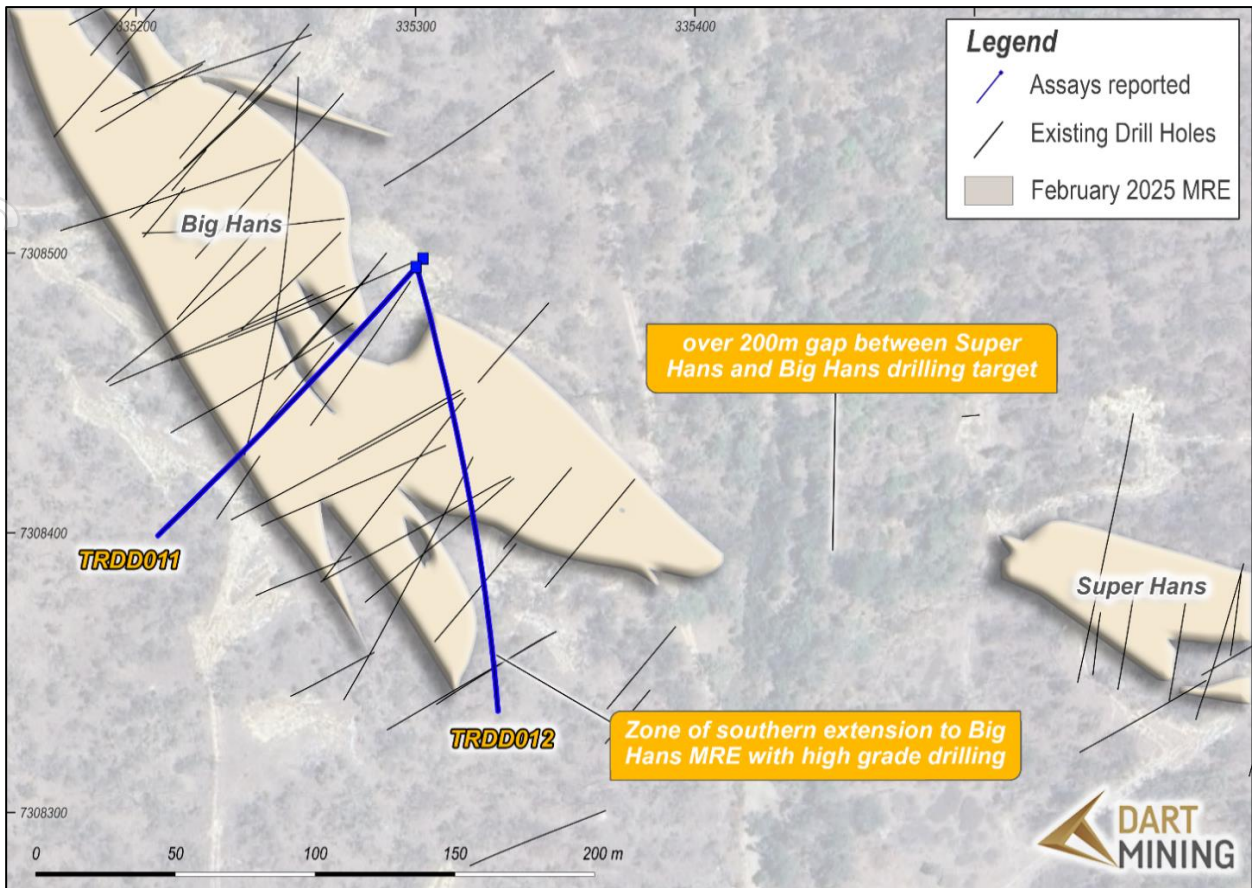


Figure 1: Plan map of TRDD011 and TRDD012 relative to existing MRE. (ASX: DTM July 2025)



Figure 2: TRDD012 oblique cross section showing projected extension zone of mineralisation in green and assays > 0.1 g/t Au. (ASX: DTM July 2025)

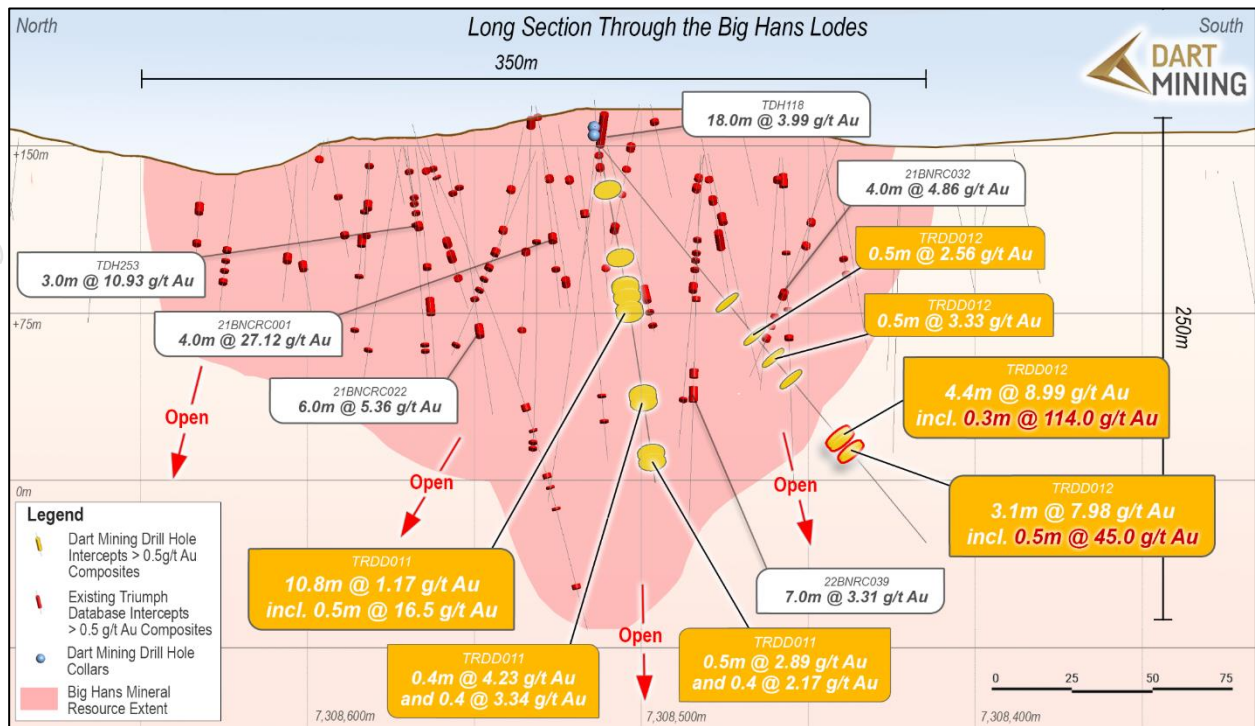


Figure 3: Long section through Big Hans lodes. (ASX: DTM July 2025)

### Constitution Prospect highlights

The Company released the first assays from the Constitution project in July (ASX: DTM July 2025) with highlighted intersections below, and summary visual information in Figures 4 to 6 below.

- Highlight significant assays include (ASX: DTM July 2025):
  - TRDD001A: 10.5m @ 2.63 g/t Au + 12.21g/t Ag + 1.94% Zn from 68.6m;
    - Including **3.1m @ 7.42 g/t Au** + 25.42 g/t Ag + 6.37% Zn from 75.5m;
  - TRDD003: 1.9m @ 4.36 g/t Au + 6.13 g/t Ag from 146.5m
    - Including **0.4m @ 18.5 g/t Au** + 25.6 g/t Ag;
  - TRDD003: 1.95m @ 3.73 g/t Au + 0.9% Zn from 82.7m;
    - Including **0.3m @ 22.8 g/t Au** and 52.5 g/t Ag;
  - TRDD002A: 1.9m @ 3.42 g/t Au + 26.21 g/t Ag from 68.8m
    - Including **0.3m @ 18.6 g/t Au** + 152 g/t Ag; and
  - TRDD009: 6.0m @ 1.57 g/t Au from 116.0m;
    - Including 0.4m @ 4.74 g/t Au from 116.0m and **0.4m @ 17.7 g/t Au + 44.9g/t Ag** from 119.5m.

Drilling highlighted that the Constitution project is made up of discrete, stacked mineralised loads. These discrete loads cover a wider area than initially defined in the Inferred Mineral Resource model (ASX: DTM Mar 2025), with drilling intersecting 9 new mineralised zones outside of the defined mineralisation.

Gold mineralisation is hosted within quartz-sulphide veins and is associated with pyrite and arsenopyrite, with gold and silver likely contained within the pyrite, with the pyrrhotite likely an associated but not host sulphide. The veins typically show a sericite (-chlorite) alteration halo, however this appears to be more associated with the quartz veining itself rather than sulphides.

Observations of the gold-silver-copper-lead-zinc-arsenic mineralisation within sulphidic zones is hosted in composite intrusions of several types of dioritic and granodioritic rock. These intrusives exhibit at least two phases of alteration, which may represent at least two different distinct phases or a spatial association and fractionation between the phases.

For personal use only

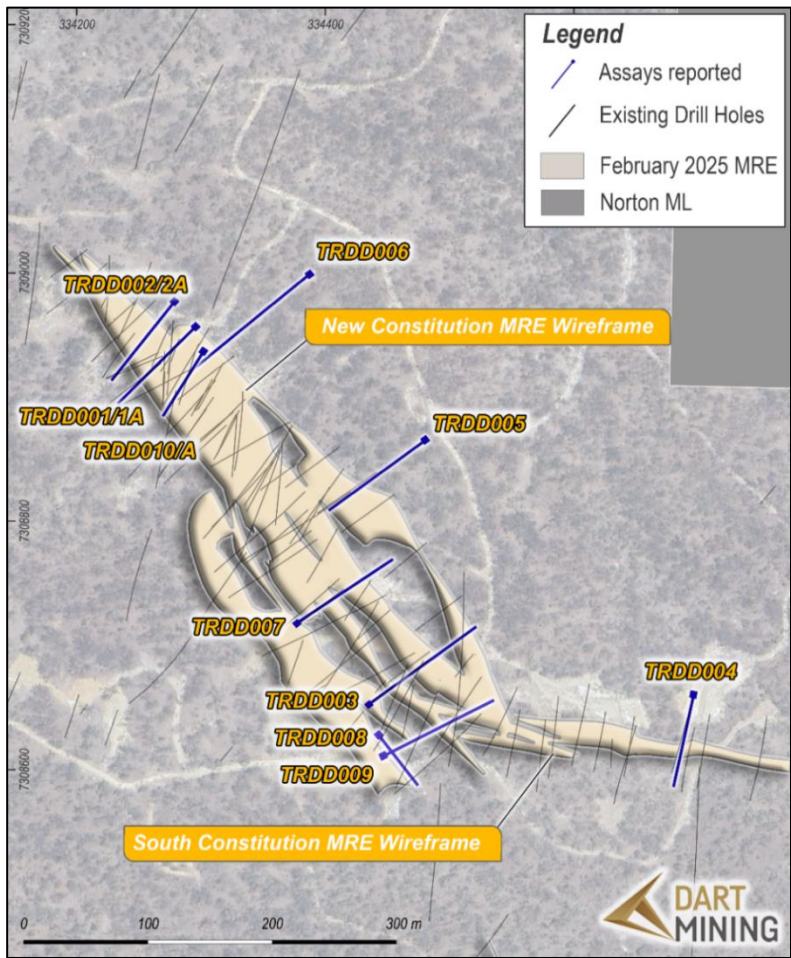


Figure 4: Plan map showing location of reported drill hole assays compared to the existing Mineral Resource Estimate. (ASX: DTM July 2025)

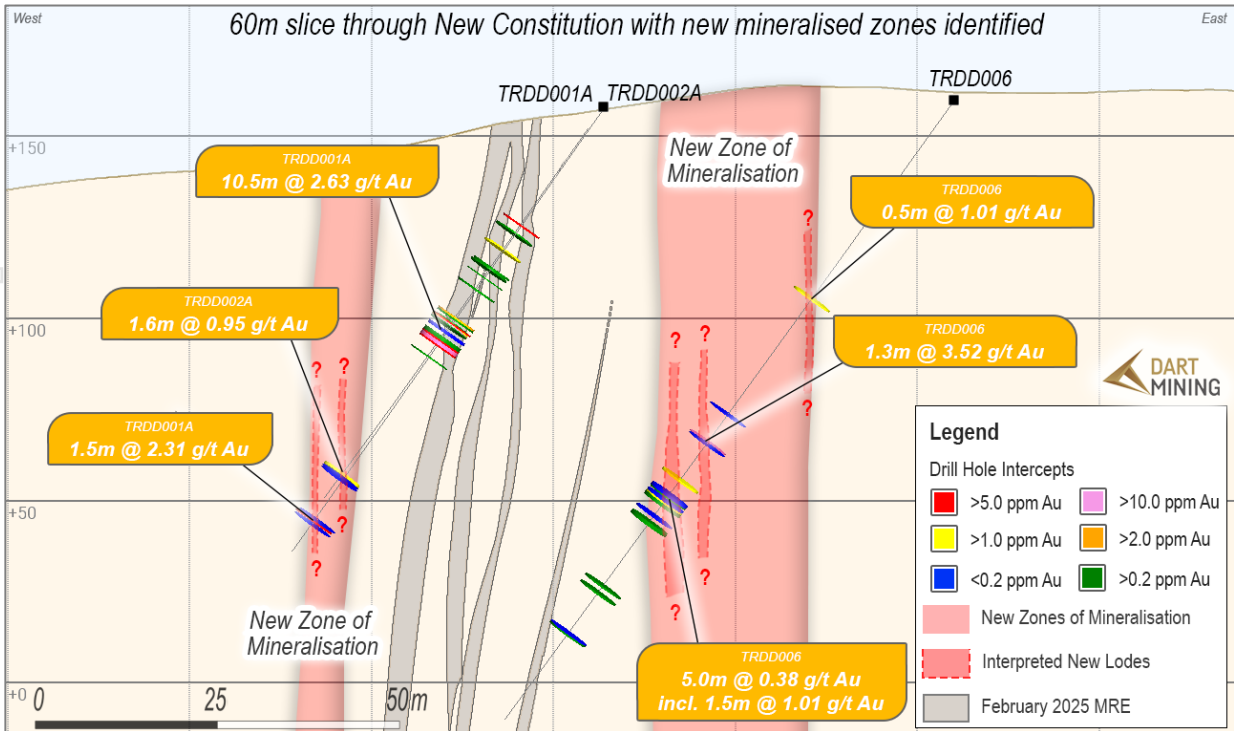


Figure 5: Cross section highlighting assay results > 0.1 g/t Au and new lode interpretations compared to the existing Mineral Resource Estimate. (ASX: DTM July 2025)

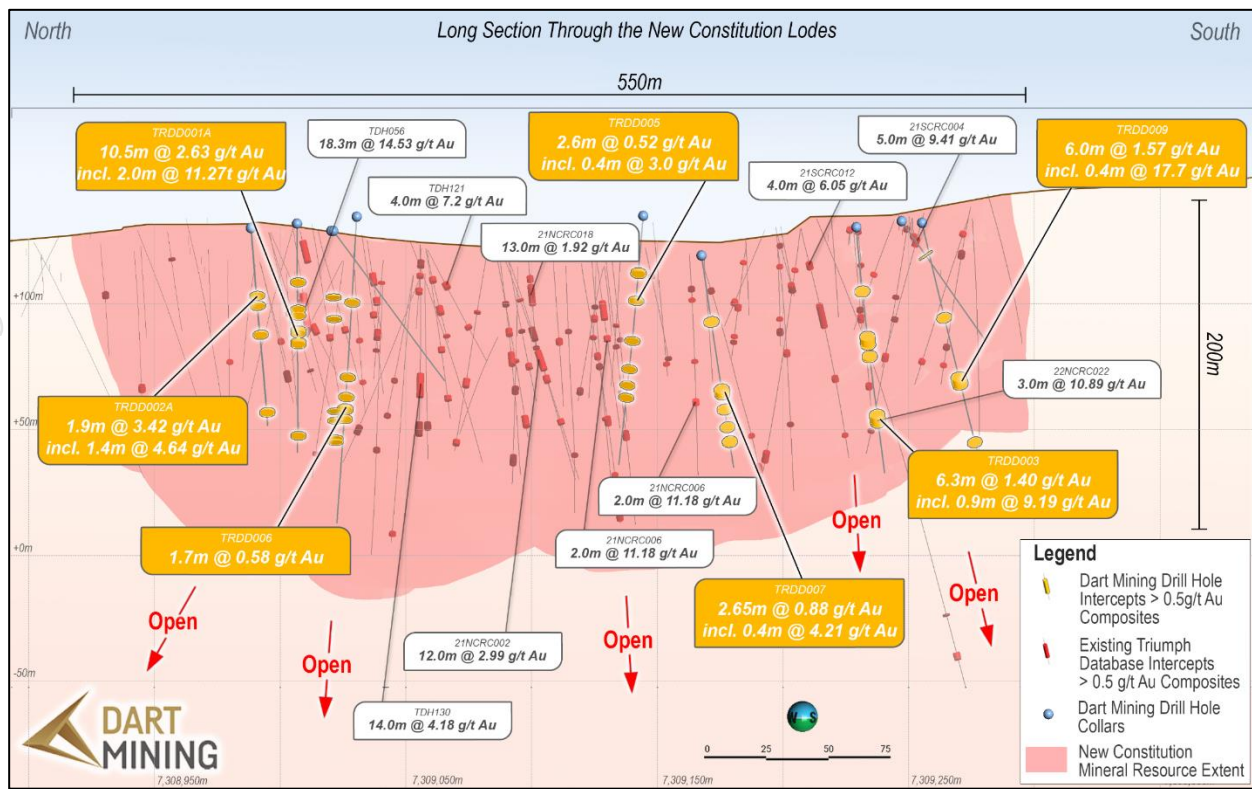


Figure 6: Long Section through New Constitution showing the reported Dart drilling results relative to the known mineralisation and existing drill hole database. (ASX: DTM July 2025)

### Coonambula Joint Venture

During the Quarter the definitive agreement for the Coonambula Joint Venture was completed with Great Divide Mining (GDM), and the Stage 1 key term was completed with the Company earning an initial 15% interest in the project. (ASX: DTM June 2025)

GDM successfully applied for a Collaborative Exploration Initiative (CEI) funding Round 9, to fund an Induced Polarisation (IP) ground geophysical survey at the Banshee Sb-Au prospect. Dart will manage the IP survey with a likely commencement date in early September. IP survey is aimed at identifying additional high-grade antimony shoots at Banshee and additional lodes along strike or parallel with Banshee. The survey includes 15 x 800 m long North-South oriented survey lines, 100 m apart covering 1400 m of strike length across the E-W Banshee structure.

### Other Tenements

The company entered into option agreements over several of its Northeast Victorian tenements with Infinity Lithium (ASX: INF) however INF have decided not to exercise their options. While INF believes that the Projects retain attractive geological and exploration potential, the outcomes of their review process have resulted in the consensus that they are not a good strategic fit for the INF at this time.

The Company has relinquished tenements from Gippsland (EL007425) and withdrawn the application for the 2 remaining Gippsland tenement applications (EL007430 & EL007435). The Company has also relinquished its tenement holdings in NSW (EL9476 & EL9516)

### CASH

At the end of the June 2025 Quarter the Company had \$525,568 cash at the bank. Related party payments were approximately \$55,000 for Directors fees, \$76,000 in exploration wages and consulting fees and \$9,000 in legal fees.

Approved for release by the Board of Directors

**For more information, please contact:**

**James Chirnside**

Managing Director  
Dart Mining NL  
jchirnside@dartmining.com.au  
+61 419 605 842

**Owen Greenberger**

Head of Exploration  
Dart Mining NL  
[ogreenberger@dartmining.com.au](mailto:ogreenberger@dartmining.com.au)  
+61 448 031 319

**About Dart Mining**

*In December 2024 Dart Mining (ASX:DTM) completed the acquisition of the Triumph Gold Project, this is Dart's first step into an advanced intrusion related gold system project in Queensland. Dart will look to develop a regional presence in Queensland through advanced stage intrusion related and epithermal gold projects. On 4 March 2025 Dart announced an updated inferred JORC (2012) compliant MRE for Triumph of 2.16Mt @ 2.17g/t Au for 150koz gold at a 1g/t Au cut-off ([ASX: DTM March 2025](#)).*

*Dart Mining will continue to evaluate several historic goldfields in Central and Northeast Victoria including the Rushworth Goldfield and the new porphyry and lithium province in Northeast Victoria identified by Dart.*

**Competent Person's Statement**

*The information in this report has been prepared, compiled, and verified by Mr. Owen Greenberger (B.Sc. Geology), a Competent Person who is a Member of the Australian Institute of Geoscientists. Mr. Greenberger is Head of Exploration for Dart Mining. Mr. Greenberger has sufficient experience that is relevant to the style of mineralisation and type of deposits under consideration and to the activity being undertaken to qualify as a competent person as defined in the 2012 Edition of the "Australasian Code for Reporting of Exploration Results, Mineral Resources and Ore Reserves". Mr. Greenberger takes responsibility for the exploration results, and consents to the inclusion in the report of the matters based on his information in the form and context in which it appears.*

**Competent Person's Statement**

*The information in this report that relates to Mineral Resources is based on information compiled and reviewed by Mr Andrew Dawes, who is a Member of the Australasian Institute of Mining and Metallurgy and a Member of the Australian Institute of Geoscientists. Mr Andrew Dawes is employed by AHD Resources and consults to Dart Mining NL. Mr Andrew Dawes has sufficient experience that is relevant to the style of mineralisation and type of deposit under consideration and to the activity being undertaken to qualify as a Competent Person as defined in the 2012 Edition of the 'Australasian Code for Reporting of Mineral Resources. Mr Andrew Dawes consents to the inclusion in the report of the matters based on his information in the form and context in which it appears.*

*Dart Mining confirms that it is not aware of any new information or data that materially affects the information included in this, or referenced relevant market announcements and, in the case of estimates of mineral resources or ore reserves, that all material assumptions and technical parameters underpinning the estimates continue to apply and have not materially changed*

### **Forward-Looking Statement**

*Certain statements contained in this document constitute forward-looking statements. Forward-looking statements include, but are not limited to, Dart Mining's current expectations, estimates and projections about the industry in which Dart Mining operates, and beliefs and assumptions regarding Dart Mining's future performance. Such forward-looking statements are based on a number of estimates and assumptions made by the Company and its consultants in light of experience, current conditions and expectations of future developments which the Company believes are appropriate in the current circumstances. When used in this document, words such as; "anticipate", "could", "intends", "estimate", "potential", "plan", "seeks", "may", "should", and similar expressions are forward-looking statements. Although Dart Mining believes that its expectations presented in these forward-looking statements are reasonable, such statements are subject to known and unknown risks, uncertainties and other factors, which may cause the actual results, achievements and performance of the Company to be materially different from the future results and achievements expressed or implied by such forward-looking statements. Investors are cautioned that forward-looking information is no guarantee of future performance and accordingly, investors are cautioned not to place undue reliance on these forward-looking statements.*

For personal use only

## APPENDIX ONE:

### Tenement Status

All tenement applications continue to pass through the approvals process with the tenements remaining in good standing as of the 30<sup>th</sup> June 2025.

**Table 1: Victorian Tenement Status**

Tenement Number	Name	Tenement Type	Area (km <sup>2</sup> ) Unless specified	Interest	Location
EL5315	Mitta Mitta <sup>4&amp;5</sup>	Exploration Licence	148	100%	NE Victoria
EL006016	Rushworth <sup>4</sup>	Exploration Licence	32	100%	Central Victoria
EL006277	Empress <sup>5</sup>	Exploration Licence	87	100%	NE Victoria
EL006300	Eskdale <sup>3&amp;5</sup>	Exploration Licence	96	100%	NE Victoria
EL006486	Mt Creek <sup>5</sup>	Exploration Licence	116	100%	NE Victoria
EL006764	Cravensville	Exploration Licence	170	100%	NE Victoria
EL006861	Buckland	Exploration Licence	414	100%	NE Victoria
EL007007	Union	Exploration Licence	3	100%	Central Victoria
EL006994	Wangara	Exploration Licence	190	100%	Central Victoria
EL007008	Buckland West	Exploration Licence	344	100%	NE Victoria
EL007099	Sandy Creek <sup>5</sup>	Exploration Licence	437	100%	NE Victoria
EL006865	Dart	Exploration Licence)	567	100%	NE Victoria
EL006866	Cudgewa	Exploration Licence	508	100%	NE Victoria
EL007170	Berringama	Exploration Licence	27	100%	NE Victoria
EL008161	Colbinannin	EL Application	458	100%	Central Victoria
EL008542	Star of the West	EL Application	2	100%	Central Victoria
EL007428	Boebuck	Exploration Licence	355	100%	NE Victoria
EL007426	Walwa	Exploration Licence	499	100%	NE Victoria
EL007754	Tallandoon <sup>5</sup>	Exploration Licence	88	100%	NE Victoria
RL006616	Unicorn <sup>1&amp;2</sup>	Retention License	23,243 Ha	100%	NE Victoria

### All tenements remain in good standing as of 30 September 2024.

**NOTE 1:** Unicorn Project area subject to a 2% NSR Royalty Agreement with Osisko Gold Royalties Ltd dated 29 April 2013.

**NOTE 2:** Areas subject to a 1.5% Founders NSR Royalty Agreement.

**NOTE 3:** Areas are subject to a 1.0% NSR Royalty Agreement with Minvest Corporation Pty Ltd (See DTM ASX Release 1 June 2016).

**NOTE 4:** Areas are subject to a 0.75% Net Smelter Royalty on Gold production, payable to Bruce William McLennan.

**NOTE 5:** Tenements subject to conditions noted in the SQM earn-in agreement ([Dart Mining ASX December 2022 SQM Earn-In](#))

**Table 2: Queensland Tenement Status**

Tenement Number	Name	Tenement Type	Area (km <sup>2</sup> ) Unless specified	Interest	Location
EPM 18486	Norton Project	Exploration Licence	102	100%	Queensland
EPM 19343	Triumph East Project	Exploration Licence	35	100%	Queensland
EPM 29097	Skeleton Creek	EL Application	320	100%	Queensland
EPM 29171	Raglan	EL Application	195	100%	Queensland
EPM 28433	Coonambula Extended	Exploration Licence	179	15%	Queensland
EPM 15203		Exploration Licence	3	15%	Queensland
EPM 25260	Widbury	Exploration Licence	30	15%	Queensland
EPM16216		Exploration Licence	18	15%	Queensland
EPM26743	Eidsvold	Exploration Licence	46	15%	Queensland
EPM 29186	Redbank Creek	EL Application	219	15%	Queensland

For personal use only

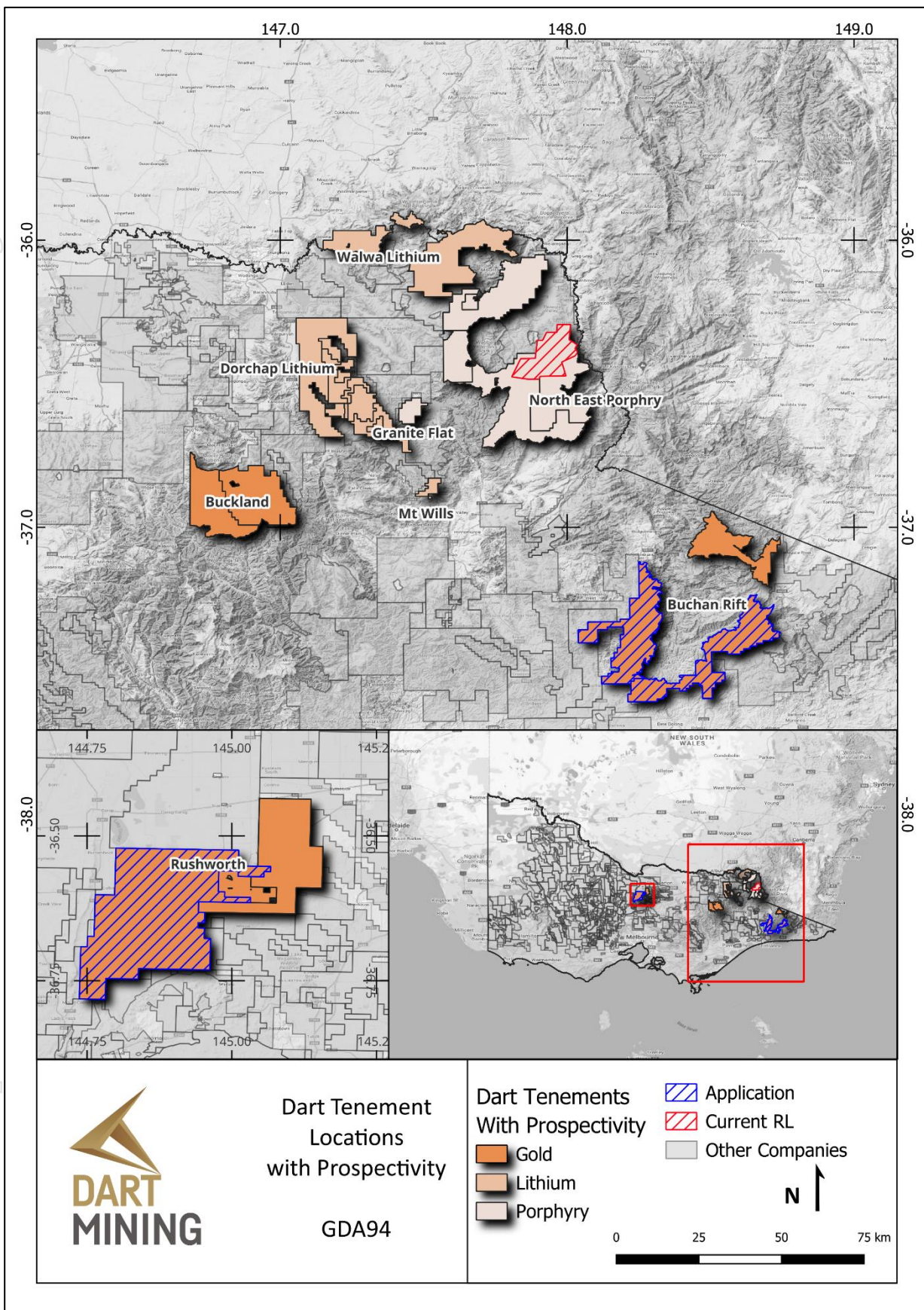


Figure 1: Victorian Tenement location Plan

## Appendix 5B

### Mining exploration entity or oil and gas exploration entity quarterly cash flow report

Name of entity

DART MINING NL

ABN

84 119 904 880

Quarter ended ("current quarter")

30 June 2025

Consolidated statement of cash flows	Current quarter \$A'000	Year to date (12 months) \$A'000
<b>1. Cash flows from operating activities</b>		
1.1 Receipts from customers	-	-
1.2 Payments for		
(a) exploration & evaluation	-	-
(b) development	-	-
(c) production	-	-
(d) staff costs	(100)	(282)
(e) administration and corporate costs (Includes reallocation of exploration costs to investing activities from previous quarter)	(308)	(992)
Dividends received (see note 3)		
1.4 Interest received	3	5
1.5 Interest and other costs of finance paid	(17)	(23)
1.6 Income taxes paid	-	-
1.7 Government grants and tax incentives	2	16
1.8 Other (vegetation offset receipts)	-	199
<b>1.9 Net cash from / (used in) operating activities</b>	<b>(420)</b>	<b>(1,077)</b>

<b>2. Cash flows from investing activities</b>		
2.1 Payments to acquire or for:		
(a) entities	-	-
(b) tenements	(360)	(1,360)
(c) property, plant and equipment	(200)	(497)
(d) exploration & evaluation	(808)	(2,402)
(e) investments	-	-

## Mining exploration entity or oil and gas exploration entity quarterly cash flow report

Consolidated statement of cash flows		Current quarter \$A'000	Year to date (12 months) \$A'000
	(f) other non-current assets	(4)	(19)
2.2	Proceeds from the disposal of:		
	(a) entities	-	-
	(b) tenements	-	-
	(c) property, plant and equipment	-	33
	(d) investments	-	-
	(e) other non-current assets	-	10
2.3	Cash flows from loans to other entities	-	-
2.4	Dividends received (see note 3)	-	-
2.5	Other (SQM Earn - in)	-	-
<b>2.6</b>	<b>Net cash from / (used in) investing activities</b>	<b>(1,372)</b>	<b>(4,235)</b>

<b>3.</b>	<b>Cash flows from financing activities</b>		
3.1	Proceeds from issues of equity securities (excluding convertible debt securities)	2,498	6,101
3.2	Proceeds from issue of convertible debt securities	-	-
3.3	Proceeds from exercise of options	-	-
3.4	Transaction costs related to issues of equity securities or convertible debt securities	(173)	(399)
3.5	Proceeds from borrowings	-	60
3.6	Repayment of borrowings	-	(60)
3.7	Transaction costs related to loans and borrowings	-	-
3.8	Dividends paid	-	-
3.9	Other (payment of insurance funding)	(50)	(95)
<b>3.10</b>	<b>Net cash from / (used in) financing activities</b>	<b>2,275</b>	<b>5,607</b>

<b>4.</b>	<b>Net increase / (decrease) in cash and cash equivalents for the period</b>		
4.1	Cash and cash equivalents at beginning of period	43	231
4.2	Net cash from / (used in) operating activities (item 1.9 above)	(420)	(1,077)
4.3	Net cash from / (used in) investing activities (item 2.6 above)	(1,372)	(4,235)
4.4	Net cash from / (used in) financing activities (item 3.10 above)	2,275	5,607

## Mining exploration entity or oil and gas exploration entity quarterly cash flow report

Consolidated statement of cash flows		Current quarter \$A'000	Year to date (12 months) \$A'000
4.5	Effect of movement in exchange rates on cash held		
4.6	<b>Cash and cash equivalents at end of period</b>	<b>526</b>	<b>526</b>

5.	Reconciliation of cash and cash equivalents at the end of the quarter (as shown in the consolidated statement of cash flows) to the related items in the accounts	Current quarter \$A'000	Previous quarter \$A'000
5.1	Bank balances	526	526
5.2	Call deposits	-	-
5.3	Bank overdrafts	-	-
5.4	Other (provide details)	-	-
5.5	<b>Cash and cash equivalents at end of quarter (should equal item 4.6 above)</b>	<b>526</b>	<b>526</b>

6.	Payments to related parties of the entity and their associates	Current quarter \$A'000
6.1	Aggregate amount of payments to related parties and their associates included in item 1	63
6.2	Aggregate amount of payments to related parties and their associates included in item 2	77

*Note: if any amounts are shown in items 6.1 or 6.2, your quarterly activity report must include a description of, and an explanation for, such payments.*

For personal use only

## Mining exploration entity or oil and gas exploration entity quarterly cash flow report

<b>7. Financing facilities</b>	<b>Total facility amount at quarter end \$A'000</b>	<b>Amount drawn at quarter end \$A'000</b>
<i>Note: the term "facility" includes all forms of financing arrangements available to the entity.</i>		
<i>Add notes as necessary for an understanding of the sources of finance available to the entity.</i>		
7.1	Loan facilities	
7.2	Credit standby arrangements	
7.3	Other (please specify)	
7.4	<b>Total financing facilities</b>	
7.5	<b>Unused financing facilities available at quarter end</b>	
7.6	Include in the box below a description of each facility above, including the lender, interest rate, maturity date and whether it is secured or unsecured. If any additional financing facilities have been entered into or are proposed to be entered into after quarter end, include a note providing details of those facilities as well.	

<b>8. Estimated cash available for future operating activities</b>	<b>\$A'000</b>
8.1	Net cash from / (used in) operating activities (item 1.9) (420)
8.2	(Payments for exploration & evaluation classified as investing activities) (item 2.1(d)) (808)
8.3	Total relevant outgoings (item 8.1 + item 8.2) (1,228)
8.4	Cash and cash equivalents at quarter end (item 4.6) 526
8.5	Unused finance facilities available at quarter end (item 7.5) -
8.6	Total available funding (item 8.4 + item 8.5) 526
8.7	<b>Estimated quarters of funding available (item 8.6 divided by item 8.3) (0.43)</b>
<i>Note: if the entity has reported positive relevant outgoings (ie a net cash inflow) in item 8.3, answer item 8.7 as "N/A". Otherwise, a figure for the estimated quarters of funding available must be included in item 8.7.</i>	
8.8	If item 8.7 is less than 2 quarters, please provide answers to the following questions:
8.8.1	Does the entity expect that it will continue to have the current level of net operating cash flows for the time being and, if not, why not?
Answer: Yes	
8.8.2	Has the entity taken any steps, or does it propose to take any steps, to raise further cash to fund its operations and, if so, what are those steps and how likely does it believe that they will be successful?
Answer: Yes, proposed capital raise in or about August 2025 which the company believes will be successful.	
8.8.3	Does the entity expect to be able to continue its operations and to meet its business objectives and, if so, on what basis?
Answer: Yes, based on capital presently anticipated to be raised	
<i>Note: where item 8.7 is less than 2 quarters, all of questions 8.8.1, 8.8.2 and 8.8.3 above must be answered.</i>	

## Compliance statement

- 1 This statement has been prepared in accordance with accounting standards and policies which comply with Listing Rule 19.11A.
- 2 This statement gives a true and fair view of the matters disclosed.

Date: 31 July 2025

Authorised by: By the Board

## Notes

1. This quarterly cash flow report and the accompanying activity report provide a basis for informing the market about the entity's activities for the past quarter, how they have been financed and the effect this has had on its cash position. An entity that wishes to disclose additional information over and above the minimum required under the Listing Rules is encouraged to do so.
2. If this quarterly cash flow report has been prepared in accordance with Australian Accounting Standards, the definitions in, and provisions of, *AASB 6: Exploration for and Evaluation of Mineral Resources* and *AASB 107: Statement of Cash Flows* apply to this report. If this quarterly cash flow report has been prepared in accordance with other accounting standards agreed by ASX pursuant to Listing Rule 19.11A, the corresponding equivalent standards apply to this report.
3. Dividends received may be classified either as cash flows from operating activities or cash flows from investing activities, depending on the accounting policy of the entity.
4. If this report has been authorised for release to the market by your board of directors, you can insert here: "By the board". If it has been authorised for release to the market by a committee of your board of directors, you can insert here: "By the [name of board committee – eg Audit and Risk Committee]". If it has been authorised for release to the market by a disclosure committee, you can insert here: "By the Disclosure Committee".
5. If this report has been authorised for release to the market by your board of directors and you wish to hold yourself out as complying with recommendation 4.2 of the ASX Corporate Governance Council's *Corporate Governance Principles and Recommendations*, the board should have received a declaration from its CEO and CFO that, in their opinion, the financial records of the entity have been properly maintained, that this report complies with the appropriate accounting standards and gives a true and fair view of the cash flows of the entity, and that their opinion has been formed on the basis of a sound system of risk management and internal control which is operating effectively.