

For personal use only

August 2025 | ASX:NIM

Mons Project

Diggers & Dealers 2025

47	107.87	79	196.97	29	63.546	31	69.721	28
Ag	Gold	Cu	Copper	Ga	Gallium			
107.87								
46	106.42	78	195.08	27	58.933			
Pd	Palladium	Pt	Platinum	Co	Cobalt			
106.42								



Disclaimer

NATURE OF THIS DOCUMENT

This presentation has been prepared by NIMY Resources Limited ACN 155 855 986 (Company). The information is based on publicly available information, internally developed data and other sources. By receiving this presentation, you acknowledge and represent to the Company that you have read, understood and accepted the terms of this disclaimer.

It is the responsibility of all recipients of this presentation to obtain all necessary approvals to receive this presentation and receipt of this presentation will be taken by the Company to constitute a representation and warranty that all relevant approvals have been obtained.

This presentation is a visual aid and is not intended to be read as a stand alone document. The material contains selected and abbreviated summary information about the Company and its subsidiaries and their activities current as at the date of this presentation. The material is of general background and does not purport to be complete. The Company is not responsible for providing updated information and assumes no responsibility to do so.

NOT AN OFFER

This presentation is for information purposes only and does not purport to be all inclusive or to contain all information about the Company or any of the assets, current or future, of the Company. This presentation does not comprise a prospectus, product disclosure statement or other offering document under Australian law (and will not be lodged with ASIC) or any other law.

This presentation also does not constitute or form part of any invitation, offer for sale or subscription or any solicitation for any offer to buy or subscribe for any securities in any jurisdiction nor shall they or any part of them form the basis of or be relied upon in connection therewith or act as any inducement to enter into any contract or commitment with respect to securities.

This presentation does not constitute an offer to sell, or a solicitation of an offer to buy, any securities in the United States. This presentation and its contents must not be distributed, transmitted or viewed by any person in the United States or any jurisdiction where the distribution, transmission or viewing of this document would be unlawful under the securities or other laws of that or any other jurisdiction.

NOT INVESTMENT ADVICE

To the maximum extent permitted by law, the information contained in this presentation is given without any liability whatsoever being accepted by the Company or any of its related bodies corporate or their respective directors, officers, partners, employees, advisors and agents. This presentation is not investment or financial product advice (nor tax, accounting or legal advice) and its contents are not intended to be used for the basis of making an investment decision. No representation or warranty, express or implied, is made as to the accuracy, completeness or thoroughness of the information, whether as to the past or future.

Recipients of this presentation should carefully consider whether the company is an appropriate investment for them in light of their personal circumstances, including their financial and taxation position. This presentation does not take into account the individual investment objectives, financial situation and particular needs of each recipient of this presentation. Therefore recipients of this presentation may wish to seek independent financial and taxation advice before making any decision in respect of this presentation. Neither the Company nor any of its related bodies corporate is licensed to provide financial product advice in respect of the Company's securities or any other financial products.

FORWARD LOOKING STATEMENTS

Statements and material contained in this presentation, particularly those regarding possible or assumed future performance, production levels or rates, commodity prices, resources or potential growth of the Company, industry growth or other trend projects are, or may be, forward looking statements. Such statements relate to future events and expectations and, as such, involve known and unknown risks and uncertainties and are based on the assumptions, estimates, analysis and opinions of management made in light of its experience and its perception of trends, current conditions and expected developments, as well as other factors that management of the Company believes to be relevant.

Although management believes that the assumptions made by the Company and the expectations represented by such information are reasonable, there can be no assurance that the forward-looking information will prove to be accurate. Forward-looking information involves known and unknown risks, uncertainties, and other factors which may cause the actual results, performance or achievements of the Company to be materially different from any anticipated future results, performance or achievements expressed or implied by such forward-looking information. Such factors include, among others, the actual market price of commodities, the actual results of current exploration, the actual results of future exploration, changes in project parameters as plans continue to be evaluated, as well as those factors disclosed in the Company's publicly filed documents. Readers should not place undue reliance on forward-looking information. The Company does not undertake to update any forward-looking information, except in accordance with applicable securities laws.

DISCLAIMER

No representation or warranty, express or implied, is made by the Company that the material contained in this presentation will be achieved or prove to be correct. Except for statutory liability which cannot be excluded, each of the Company, its directors, officers, employees, advisers and agents expressly disclaims any responsibility for the accuracy, fairness, sufficiency or completeness of the material contained in this presentation, or any opinions or beliefs contained in this presentation, and excludes all liability whatsoever (including in negligence) for any loss or damage which may be suffered by any person as a consequence of any information in this presentation or any error or omission there from. To the maximum extent permitted by the law, the Company disclaims any obligation to update or keep current the information contained in this presentation or to correct any inaccuracy or omission which may become apparent, or to furnish any person with any further information. Any opinions expressed in the presentation are subject to change without notice.

COMPETENT PERSON STATEMENT

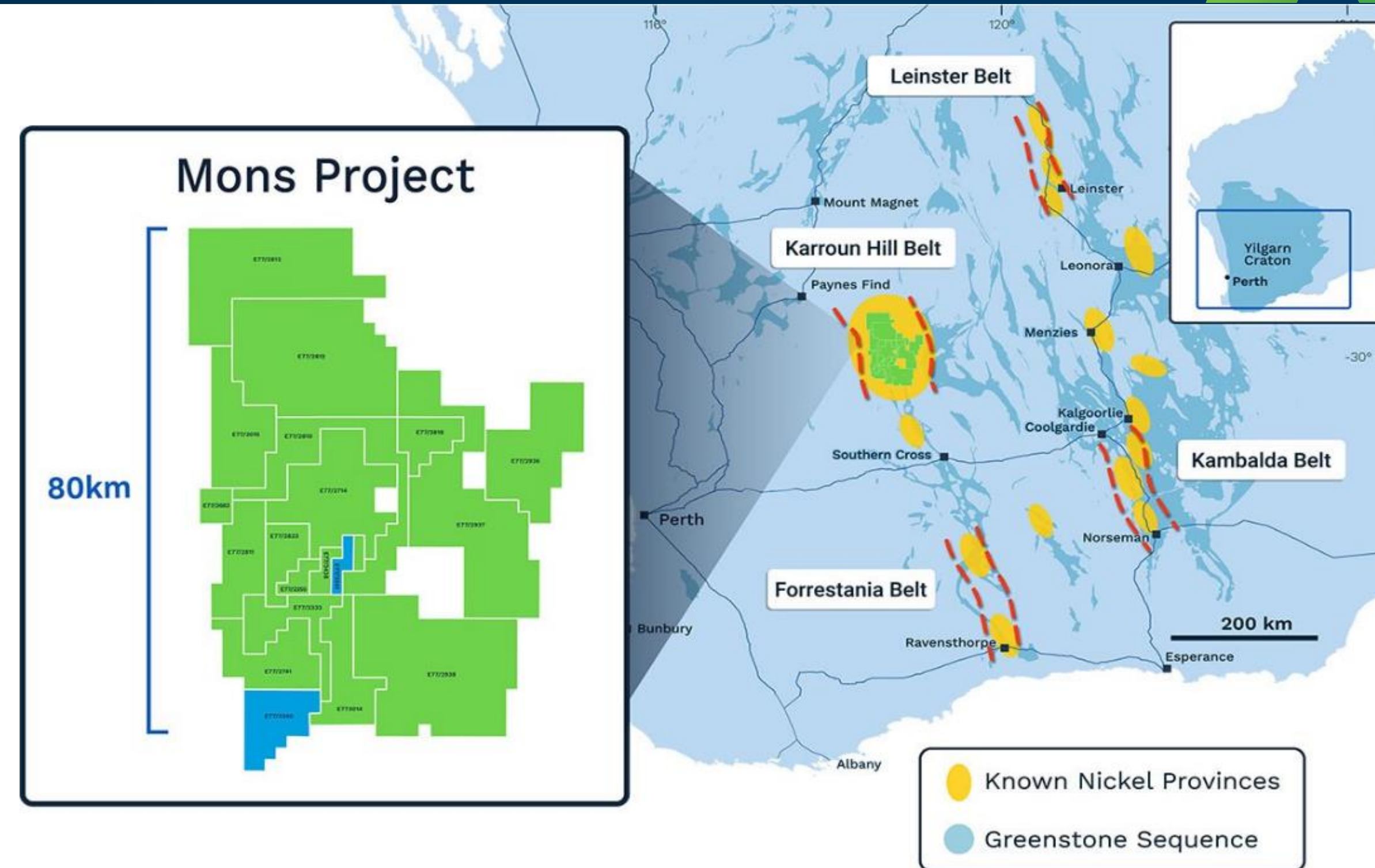
The information contained in this report that pertain to Exploration Results, is based upon information compiled by Mr Fergus Jockel, a full-time employee of Fergus Jockel Geological Services Pty Ltd. Mr Jockel is a Member of the Australasian Institute of Mining and Metallurgy (1987) and has sufficient experience in the activity which he is undertaking to qualify as a Competent Person as defined in the December 2012 edition of the "Australasian Code for Reporting of Exploration Results, Mineral Resources and Ore Reserves" (the JORC Code). Mr Jockel consents to the inclusion in the report of the matters based upon his information in the form and context in which it appears.

MONETARY VALUES

Unless otherwise stated, all dollar values are in Australian Dollars (A\$). The information in this presentation remains subject to change without notice.

Progress toward market – Investment highlights

- The NIMY Resources Mons Belt is located within the **Yilgarn Craton in Western Australia**, a world class Tier 1 mining district.
- Defining a new +80km strike metallogenic belt with Cu-Ni-PGE, gallium & gold potential.
- **Significant discoveries at Block 3** (gallium), Masson (copper/nickel), and potentially Sneaky Squirrel (copper/zinc).
- High-grade gallium discovered at Block 3 in April 2024, including **72m at 117g/t Ga₂O₃** with a peak value of 1m @ 495g/t Ga₂O₃¹
- Follow-up drilling has confirmed extended depth and grade, initial Exploration Target released January 2025.²
- Infill and step-out drilling completed June 2025, assays received **July 2025**
- Metallurgical testwork in progress leading to process flowsheet development.
- **China produces over 98% of the world's Gallium** and has banned exports to the U.S, creating a worldwide shortage.
- **Collaborative agreement with M2i Global** and discussions with US and European companies to establish an alternate source of gallium supply.



NIMY Resources tenement package & the Mons Belt in Western Australia

¹ Copper Rare Earths and Gallium at Block 3 (ASX:NIM) – 18 April 2024

² Gallium Exploration Target Defined(ASX:NIM) - 28 January 2025

NIMY Resources — Company snapshot and leadership team

For personal use only



Neil Warburton

NON-EXECUTIVE
CHAIRMAN



Luke Hampson

MANAGING
DIRECTOR



Christian Price

EXECUTIVE
DIRECTOR



Henko Vos

JOINT COMPANY
SECRETARY / CFO



Geraldine Holland

JOINT COMPANY
SECRETARY



Fergus Jockel

HEAD OF
EXPLORATION



Dr John Simmonds

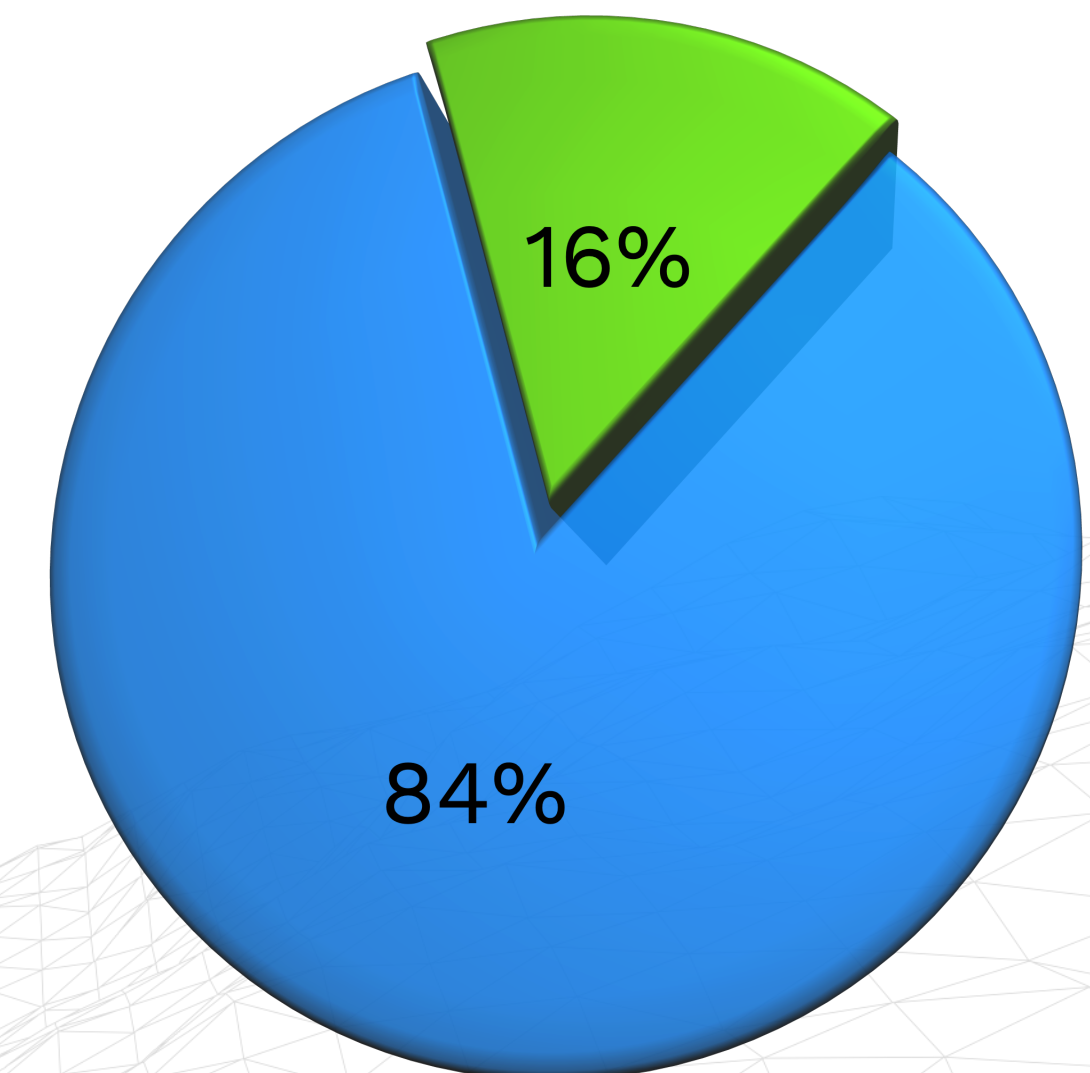
TECHNICAL ADVISOR
- GEOLOGY

Capital Structure 31/07/2025

Share Price	\$0.06c
52 Week Range	\$0.034 - \$0.185
Shares on Issue	240.48m
Unlisted Options	71.00m
Market Capitalisation	\$14.43m

Shareholder Summary

- Directors and Management
- Other Holders

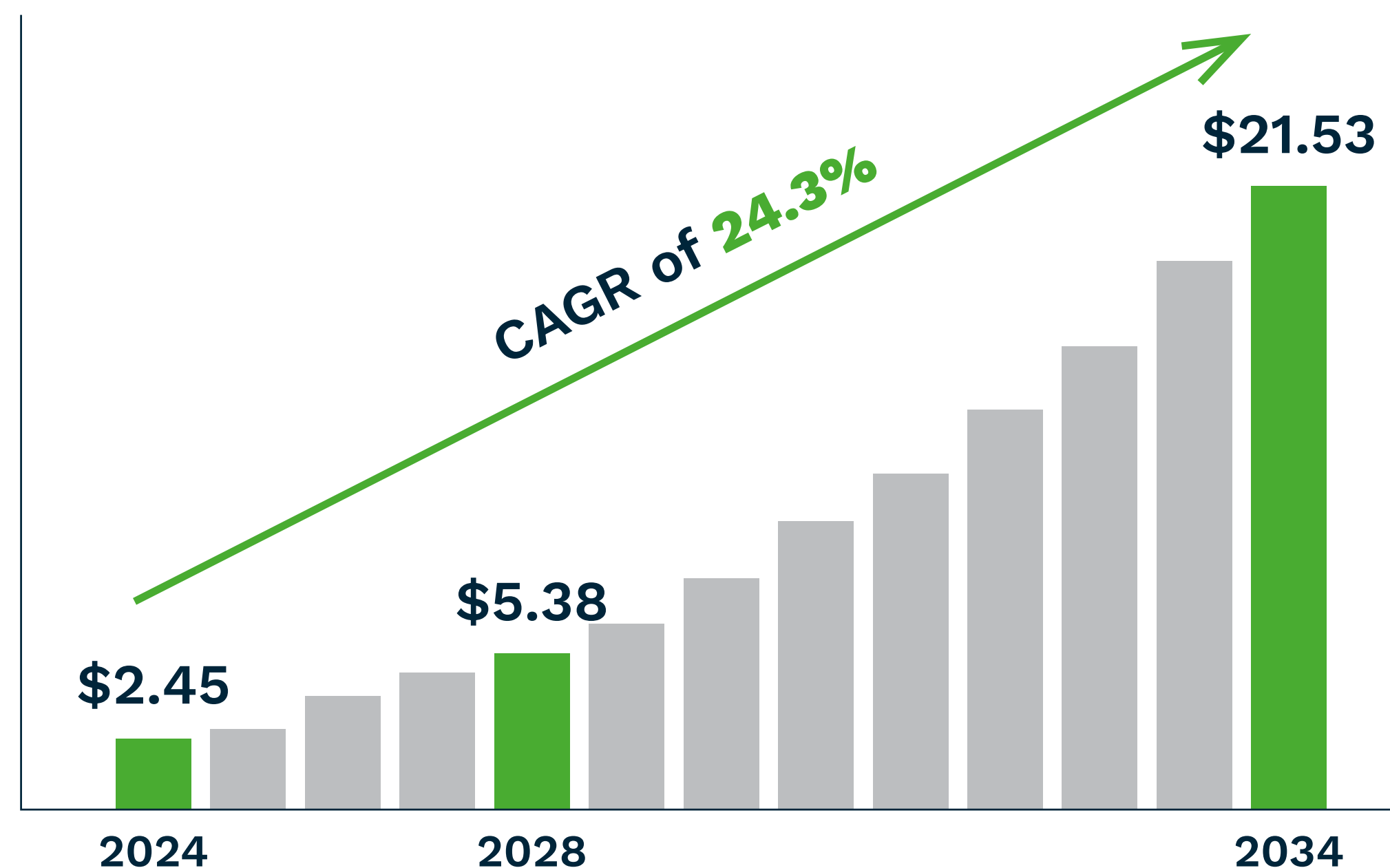


Gallium — Rapidly growing demand

Economic Vulnerability & Disruption Potential:

- The **Review and Revision of US Critical Minerals List 2021**, gallium is precarious in both disruption potential and economic vulnerability.
- **China total ban** on exports of gallium to the US has heightened both measures.
- **Increased applications for gallium** with Military applications, semiconductor production, the proliferation of advanced technologies has added to supply pressures.
- **Governments** in Europe, US and Asia are **seeking secure supplies** for future Defence and Economic Security.

Global Gallium market size project (in USD Billion)



*Source: researchandmarkets.com

Gallium Global Market Report 2024, (US\$bn) – January 2024

Uses and Applications:

- Multiple applications;
- Radar & Aerospace systems;
- Semiconductors;
- Data centres
- 5G technologies;
- Telecommunications;
- Power Charging;
- Medical applications;
- Power devices;
- Consumer electronics;
- Green technology applications.

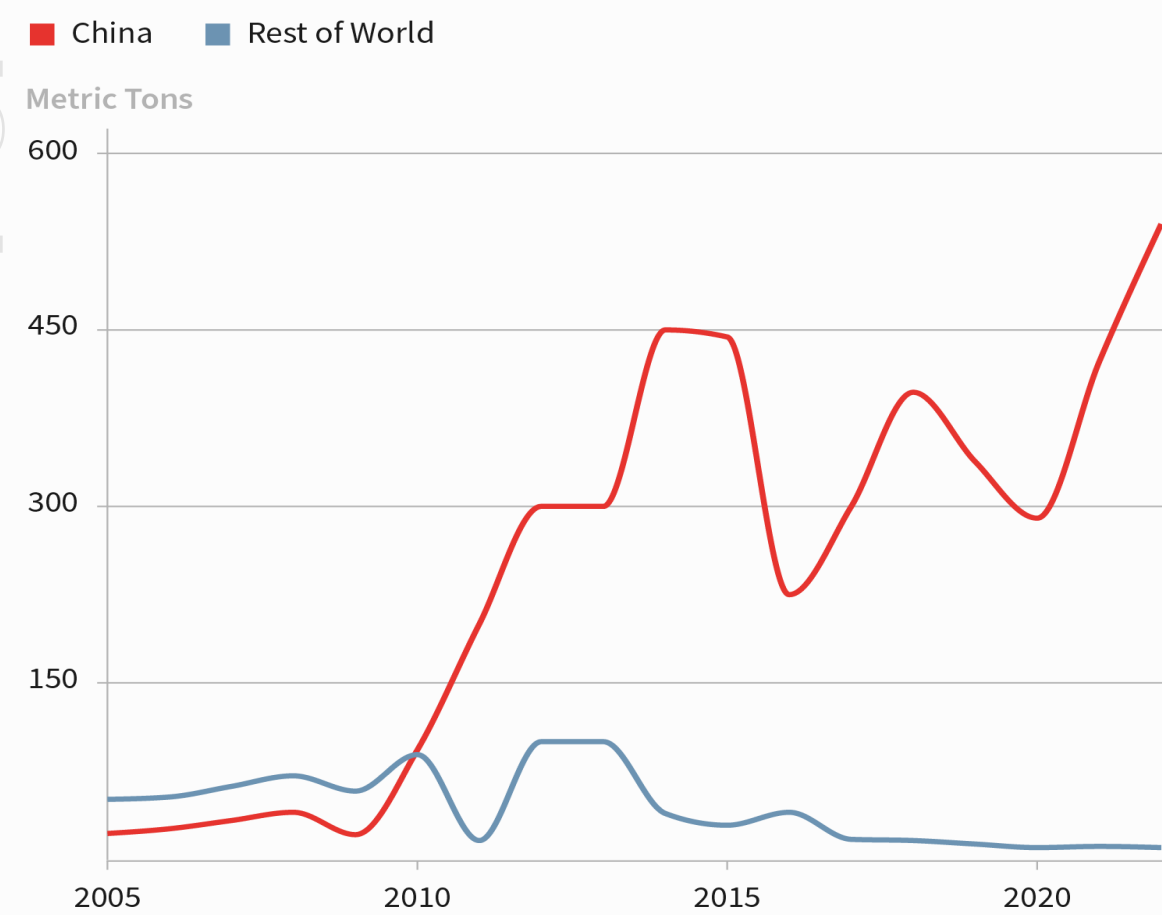
Gallium — Global supply and market factors

List of NATO defence critical raw materials:

Aluminium	Beryllium	Cobalt
Gallium	Germanium	Graphite
Lithium	Manganese	Platinum
Rare Earth Elements	Titanium	Tungsten




[NATO - News: NATO releases list of 12 defence-critical raw materials, 11-Dec.-2024](#)

Global Primary Gallium Production



Source: "Gallium Statistics and Information," National Minerals Information Center, USGS
 CSIS | HIDDENREACH

Gallium production and refining

	Russia	5 Tonnes (1%)
	Japan	3 Tonnes (0.5%)
	Korea	2 Tonnes (0.5%)
	China	600 Tonnes 98%

Outlook

- The demand for gallium is expected to grow, driven by the expansion in military and radar applications, semi-conductor, 5G technology, renewable energy infrastructure.
- **A restriction of supply, already enacted has increased the strategic importance of a reliable source.**

“China Imposes Its Most Stringent Critical Minerals Export Restrictions Yet Amidst Escalating U.S.-China Tech War

Market faces **uncertainty due to supply constraints from China's export controls**, underscoring the metal's strategic importance in the global economy. The ongoing need to diversify supply chains and increase domestic production or recycling efforts will be critical in mitigating the risks associated with gallium's concentrated production.”

Source: csis.org December 4, 2024

NIMY Resources — Collaborations and key consultants

For personal use only



M2i Global

- A Collaboration Agreement with M2i in the US. M2i is a company that specialises in the development and execution of complete global value supply chains for critical minerals particularly for the US government and the Defense Industrial Base¹.
- Current and ongoing discussions with global partners with a view to collaborative, supply and off-take agreements.

¹ Gallium collaboration agreement signed with M2i - 3 February 2025



CSIRO – Mineral Indicator Study²

- Mineralogical characterisation of the Masson project – focusing on defining the Cu-Ni-PGE sulphide prospectivity
- Geological characterisation underway at Block 3 prospect with a focus on the gallium host lithology

² CSIRO kick-start and mineral indicator study secured (ASX:NIM) – 19 November 2024



Curtin MoU – Gallium Collaborative Agreement³

- Non-binding MoU to co-operate; for gallium-based research focusing on metallurgical recovery and flow sheet development and;
- Increase stakeholder mapping and engagement to secure external funding opportunities, including from US Sources

³ Curtin University signed MoU on Gallium related research (ASX:NIM) – 18 March 2025



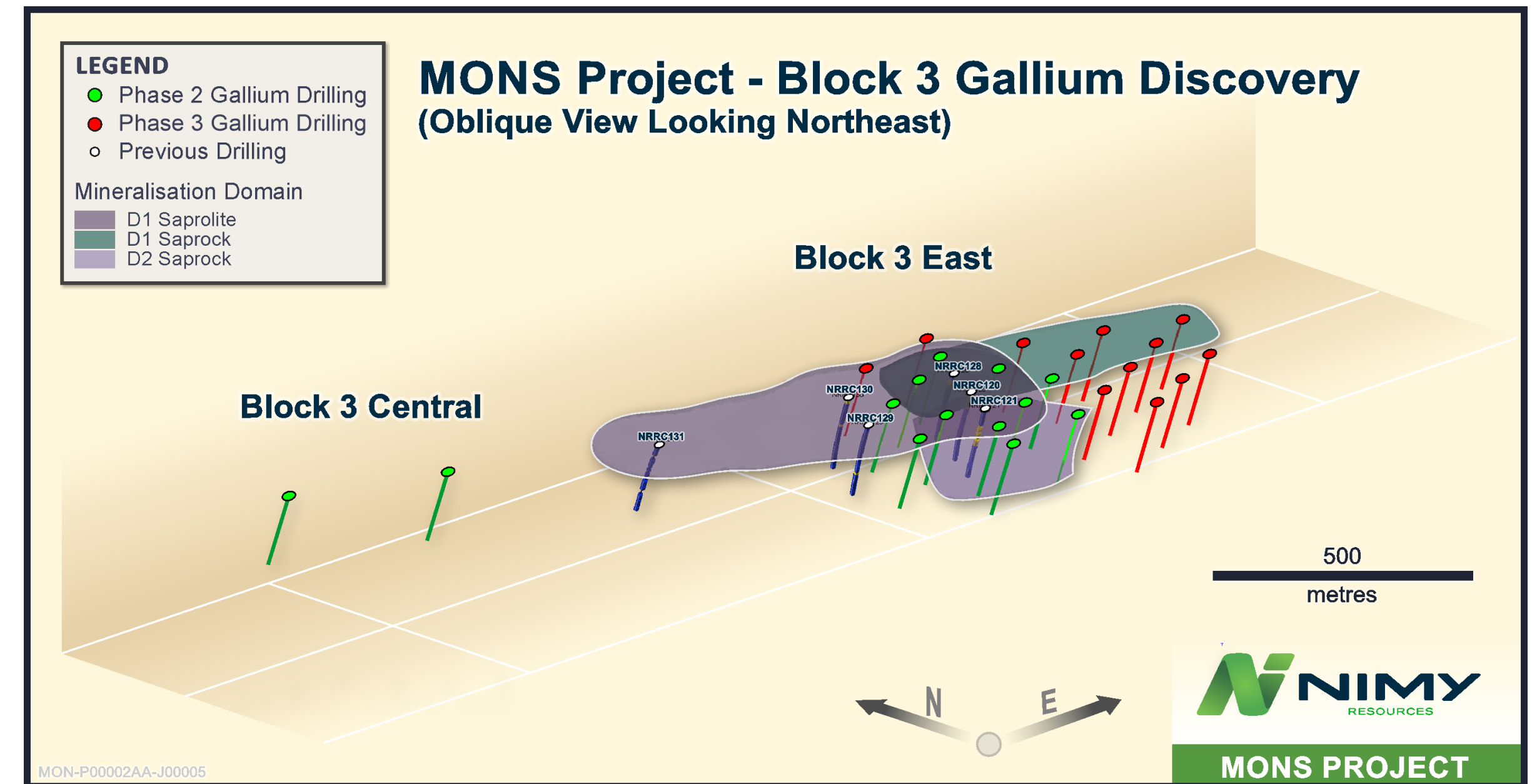
SRK Consulting – Gallium Inferred Resource Definition

- SRK Consulting have been engaged to undertake an Inferred Mineral Resource Estimate for the Block 3 Gallium Prospect post drill definition

Block 3 East — Building scale and grade

- **NIMY drilling has returned among the highest-grade gallium intervals in Australia** – (our research to date has shown no recent, comparative grade and intervals located across the world).
- **Multiple intervals of >100ppm gallium**, including 72m at 117ppm Ga₂O₃ intersected in early Nimy drilling.
- **Approximately 3km x 1.5km target area defined**, aided by over 350 soil samples with a mean of 30ppm Ga₂O₃ (peak soil value 47ppm Ga₂O₃), JORC Exploration Target limited to eastern portion of target area.
- **Block 3 high grade gallium prospect is open in all directions, Drilling designed to extend the +100g/t (g/t) gallium saprock & +150g/t (g/t) gallium high grade fresh rock zones.**
- **Phase 2 & Phase 3 RC drilling** samples to be utilised for **ongoing metallurgical test work** studies

Cautionary Note: The Exploration Target quantities and grades are conceptual in nature. Insufficient exploration has been conducted to estimate Mineral Resources, and it is uncertain if further exploration will result in the estimation of Mineral Resources. The Exploration Target has been prepared in accordance with the JORC Code 2012. A low end cut-of grade of 25ppm Ga was applied to the oxide saprolite, 50ppm Ga to the transitional saprock, and 100ppm Ga to the fresh schist over a 1m interval



Block 3 Discovery – Oblique view Phase 2 and Phase 3 drilling – step out and infill drilling.

Domain	Ga Grade Range (ppm)		Estimated Tonnes Range (Mt)	
	Low	High	Low	High
D1 Saprolite	22.8	58.5	5.9	7.9
D2 Saprolite	24.7	40.1	1.1	1.9
D1 Saprock	67.3	116.0	1.6	3.2
D1 Schist	104.2	122.5	1.0	1.3
Total Rounded	38.9	74.7	9.6	14.3

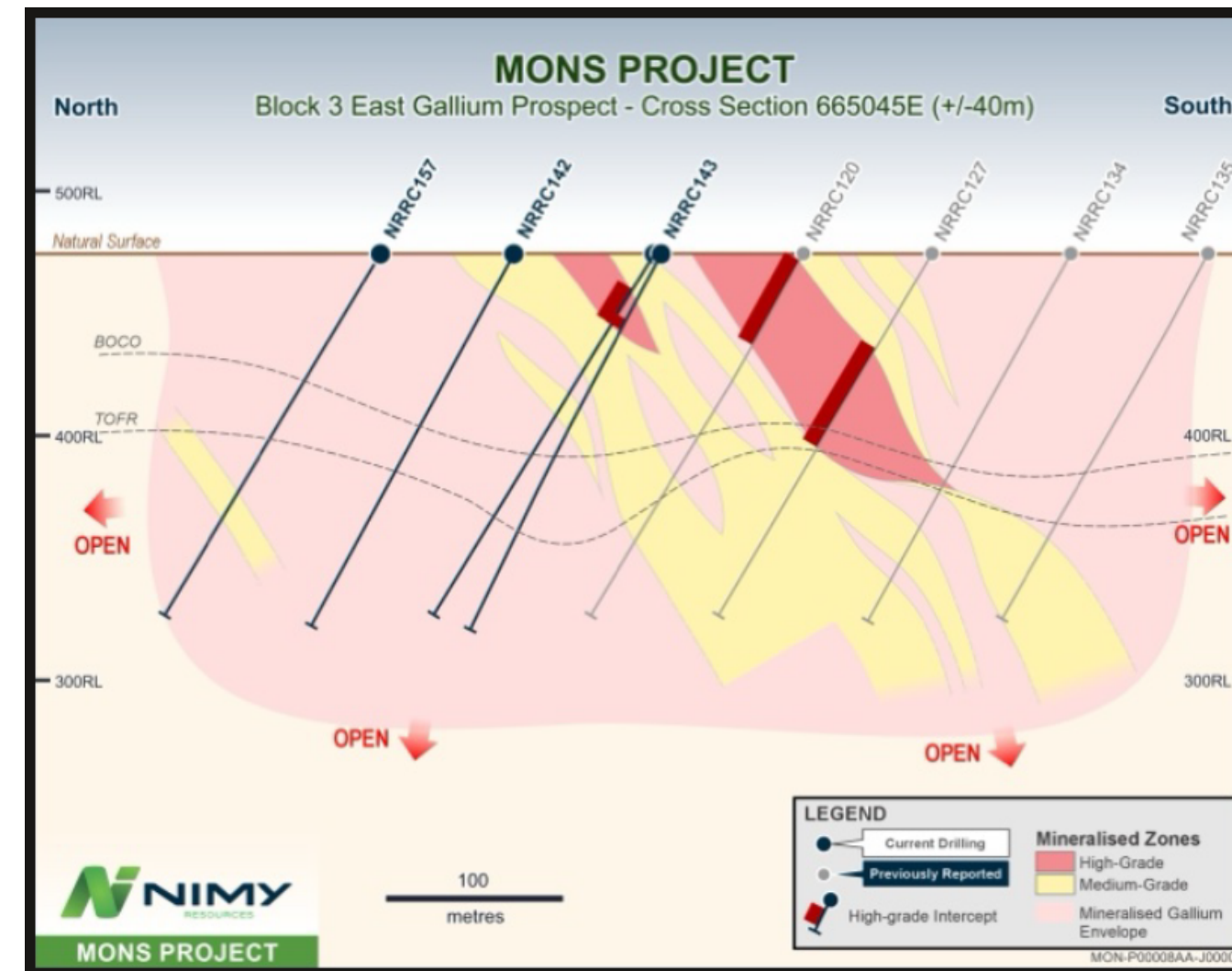
Table 1 – Gallium exploration target

¹Gallium Exploration Target Defined (ASX:NIM) - 28 January 2025

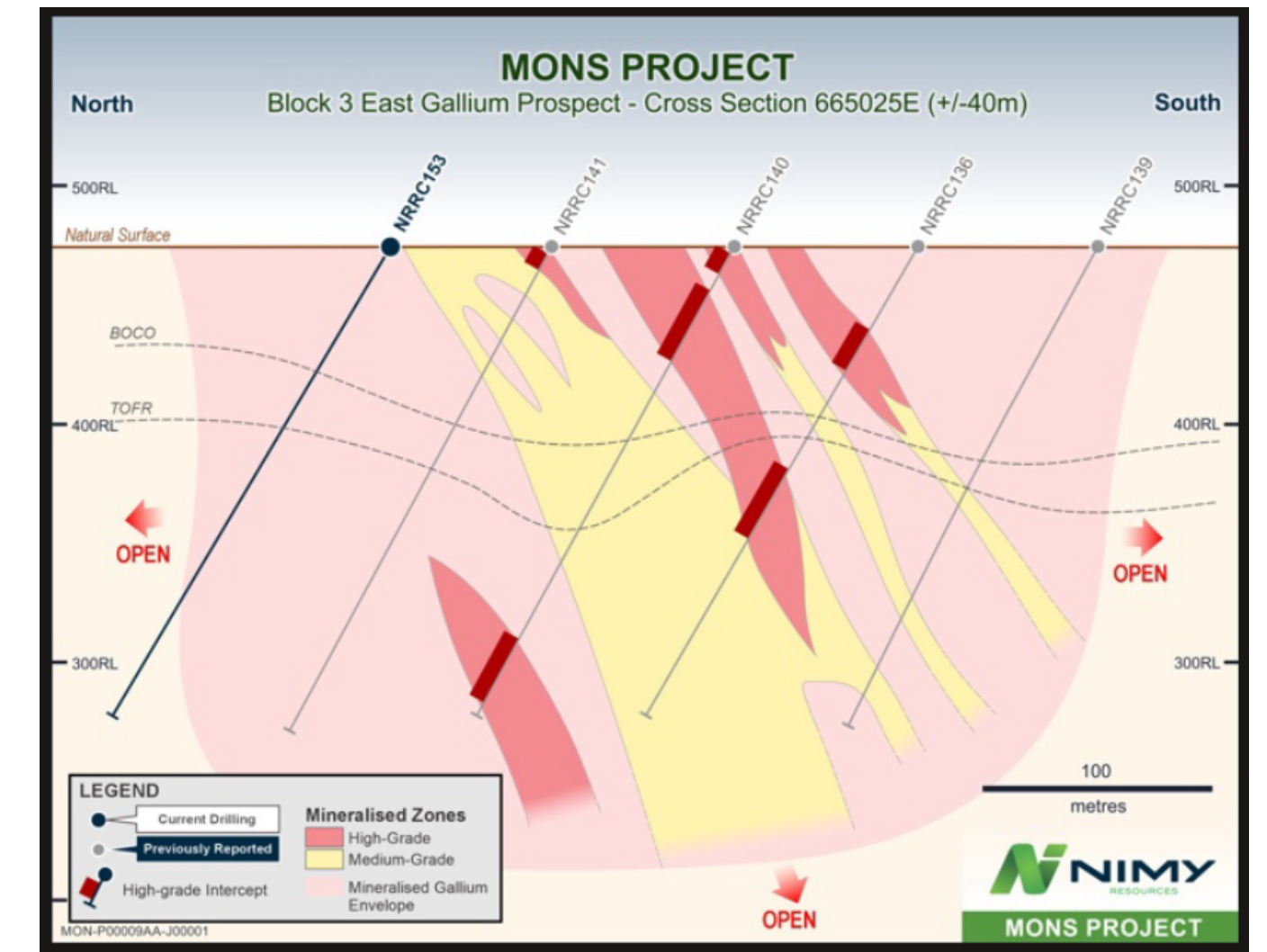
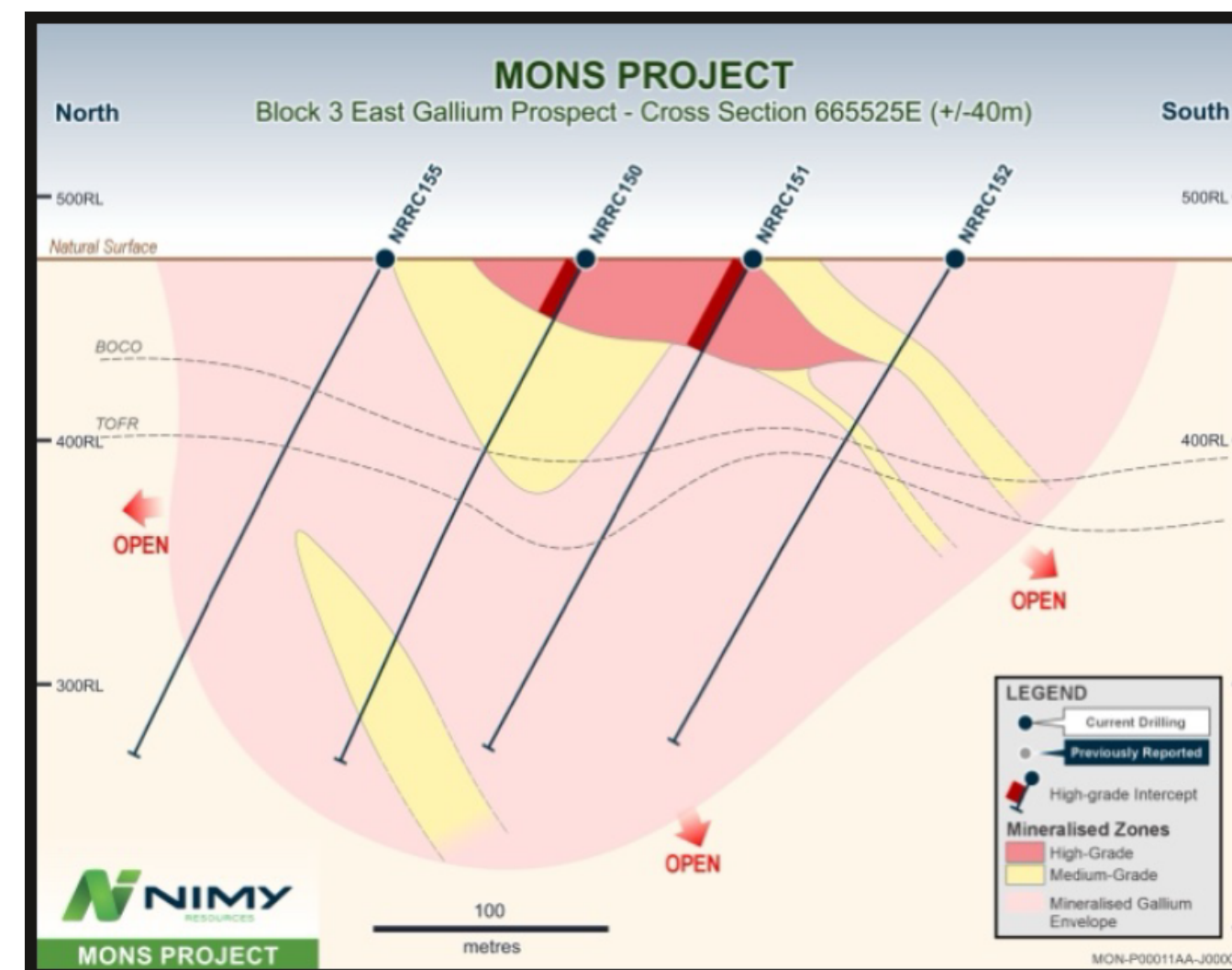
Block 3 East — Phase 2 & Phase 3 - latest assay results

Highlights from Phase 2 & Phase 3 RC Drilling

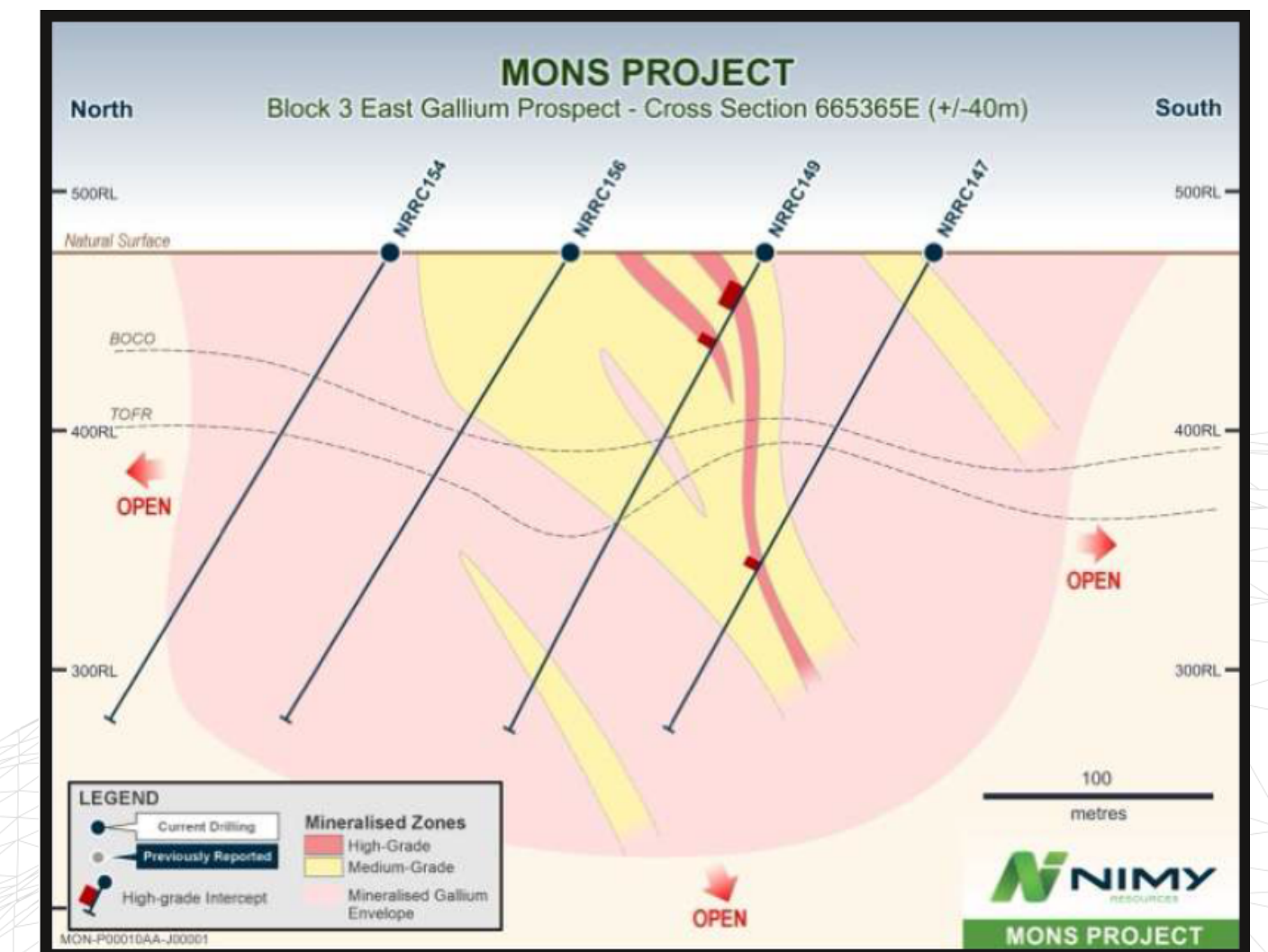
- **NRRC0140** returned 240 metres (0-240m EOH) @ 63g/t Ga₂O₃ including a zones of 12m @ 100g/t Ga₂O₃ from surface; 36m @ 104g/t Ga₂O₃ from 115m; 32m @ 107 Ga₂O₃ from 200m, peak value 1m @ 462g/t Ga₂O₃ from 202m.
- **NRRC0138** returned 240 metres (0-240m EOH) @ 35g/t Ga₂O₃ including a zone of 24m @ 105g/t Ga₂O₃ from 180m, peak value 1m @ 394g/t Ga₂O₃ from 115m
- **NRRC0137** returned 240 metres (0-240m EOH @ 55g/t Ga₂O₃ including a zone of 56m @ 101g/t Ga₂O₃ from 60m, peak value 1m @ 285g/t Ga₂O₃ from 115m.
- **NRRC0136** returned 240 metres (0-240m EOH) @ 57g/t Ga₂O₃ including a zone of 20m @ 102g/t Ga₂O₃ from 40m, peak value 4m @ 141g/t Ga₂O₃ from 56m
- **NRRC149** returned 240m @ 46g/t Ga₂O₃ (surface to EOH) including: o 12m @ 104g/t Ga₂O₃ from 16m. Peak Value 4m @ 139g/t Ga₂O₃ from 20m 4m @ 110g/t Ga₂O₃ from 44m
- **NRRC144** returned 240m @ 40g/t Ga₂O₃ (surface to EOH) including: o 4m @ 125g/t Ga₂O₃ from 52m. 12m @ 106g/t Ga₂O₃ from 88m. Peak Value 4m @ 152g/t Ga₂O₃ from 88m
- **NRRC151** returned 240m @ 44g/t Ga₂O₃ (surface to EOH) including: 44m @ 101g/t Ga₂O₃ from surface. Peak Value 4m @ 328g/t Ga₂O₃ from 20m
- **NRRC158** returned 238m @ 39g/t Ga₂O₃ (surface to EOH) including: 32m @ 107g/t Ga₂O₃ from surface. Peak Value 4m @ 266g/t Ga₂O₃ from surface



Above -Cross section of results from NRRC157; NRRC142; NRRC143
Below - Cross-section of results from NRRC155, NRRC150, NRRC1511, and NRRC152.

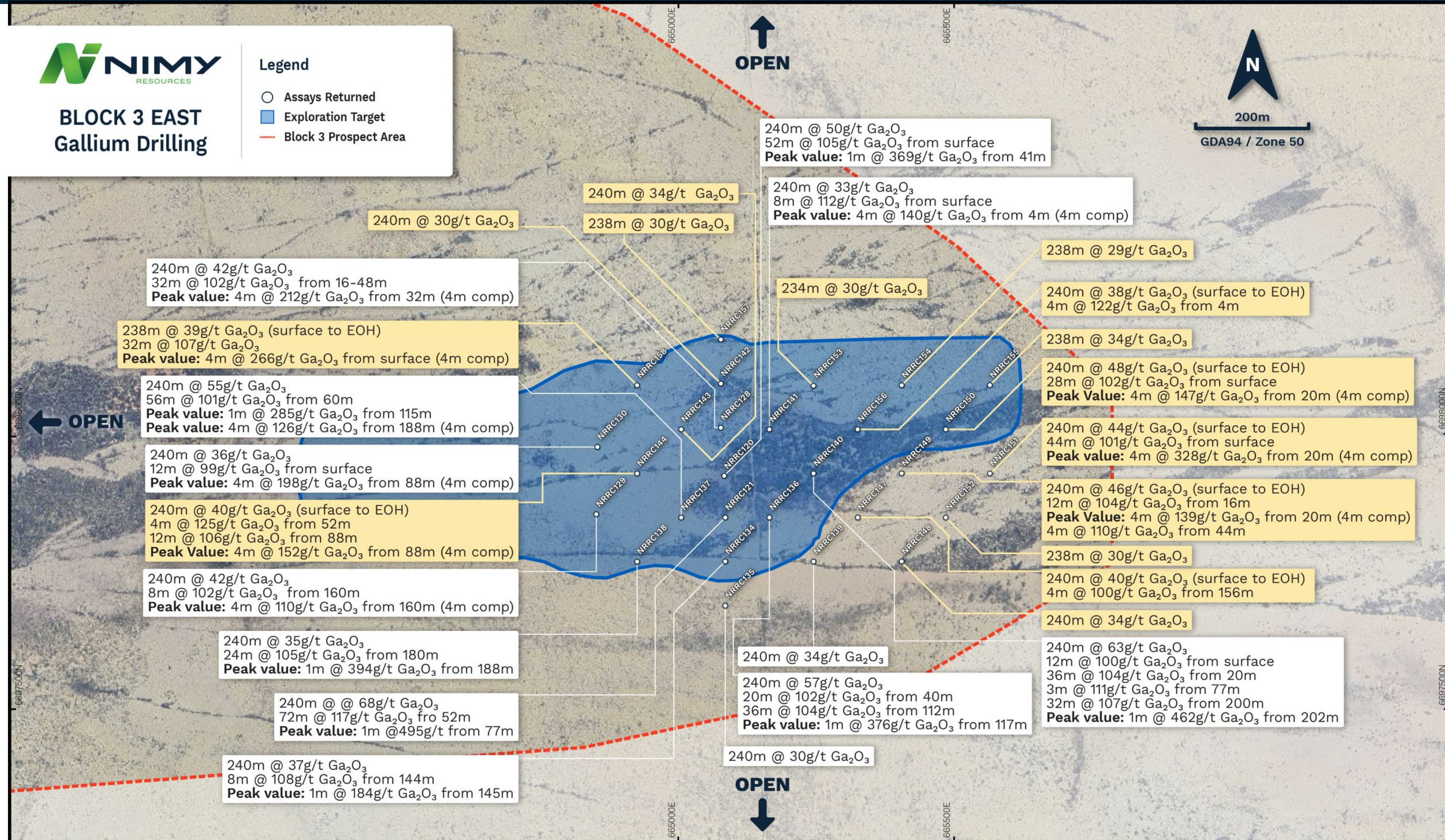


Above -Cross-section of results from NRRC158; NRRC144.
Below -Cross-section of results from NRRC154; NRRC156; NRRC149; NRRC147; NRRC148



Block 3 East — Block 3 overview

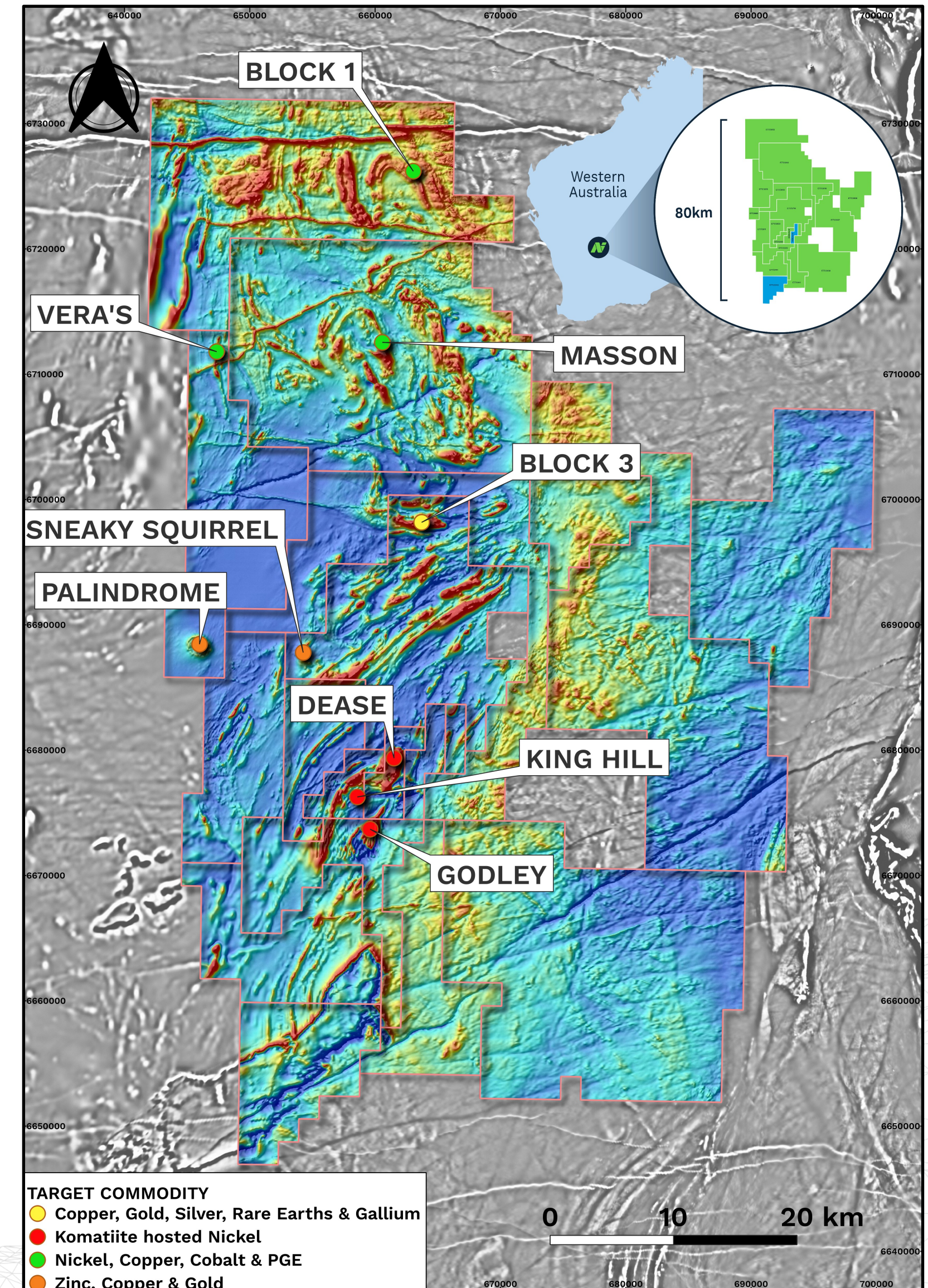
For personal use only



Plan view showing location of significant gallium drill hole intersections at Block 3 East
Note: White boxes indicate previously reported results¹

NIMY Resources — Momentum building in all directions

- **NIMY is a First Mover exploring and defining a new greenstone belt** in the Tier 1 mining jurisdiction of Western Australia.
- Tenement package of **over 3004 km²** with known **gallium, REE, copper, zinc, nickel, PGE** and **gold potential**.
- **Critical metals Cu-Zn-Ni-PGE, at Masson and Sneaky Squirell Prospects**
- **Expanded skillset** board, technical team and collaborative partners.
- Working closely with the **CSIRO, Curtin University, and Geological Survey of Western Australia (GWSA)** to advance geological and metallurgical understanding
- Rapidly increasing **worldwide demand for gallium**.
- Drill program completed to extend high-grade gallium footprint into a JORC compliant Inferred Mineral Resource Estimate.
- **Collaborative agreement with M2i Global to establish a supply chain** for the US military.



For personal use only

Thank you

For more information please email:
info@nimyresources.com.au

254 Adelaide Terrace
Perth WA 6000 Australia
T: (08) 9261 4600

www.nimy.com.au

